



**Spa Francorchamps**  
**Euroformula Open**  
**Race - 2**  
**Provisional Results**



Clas	Nº	Driver	Nat	Cat	Clas	Team	Nat	Vehicle	Laps	Total Time	Gap	Interval	Km/h	Best	Time	Km/h
1	27	Louis Foster				CryptoTower Racing Team		Dallara F320 Spiess	14	31:00.682			189.7	5	2:11.949	191.0
2	28	Cameron Das				Team Motopark		Dallara F320 Spiess	14	31:05.593	4.911	4.911	189.2	5	2:11.470	191.7
3	18	Nazim Azman				CryptoTower Racing Team		Dallara F320 Spiess	14	31:07.285	6.603	1.692	189.0	5	2:12.246	190.6
4	31	Christian Mansell		R	1	Carlin		Dallara F320 Spiess	14	31:08.206	7.524	0.921	188.9	7	2:12.231	190.6
5	25	Casper Stevenson		R	2	Van Amersfoort Racing		Dallara F320 HWA	14	31:14.362	13.680	6.156	188.3	5	2:12.810	189.8
6	21	Josh Mason				Double R Racing		Dallara F320 HWA	14	31:22.025	21.343	7.663	187.5	7	2:12.408	190.4
7	88	Filip Kaminiaz				CryptoTower Racing Team		Dallara F320 Spiess	14	31:22.939	22.257	0.914	187.4	7	2:12.773	189.9
8	34	Enzo Trulli		R	3	Drivex School		Dallara F320 HWA	14	31:25.480	24.798	2.541	187.2	4	2:13.405	189.0
9	66	Zdenek Chovanec		R	4	Double R Racing		Dallara F320 HWA	14	31:38.013	37.331	12.533	185.9	6	2:13.601	188.7
10	77	Vivien Keszthelyi				Team Motopark		Dallara F320 Spiess	14	31:38.391	37.709	0.378	185.9	6	2:13.596	188.7
11	40	Matthias Lüthen				Team Motopark		Dallara F320 Spiess	14	31:38.664	37.982	0.273	185.9	13	2:14.107	188.0
12	35	Enzo Scionti		R	5	Drivex School		Dallara F320 HWA	14	31:40.655	39.973	1.991	185.7	6	2:13.755	188.5

Fastest lap Cameron Das in 2:11.470 at 191.7 Km/h in lap 5

**\* PENALTIES**

- CAR 28 TIME 2:12.601 DELETED TRACK LIMITS AT T 9
- CAR 66 TIME 2:14.543 DELETED TRACK LIMITS AT T 9
- CAR 18 TIME 2:12.588 DELETED TRACK LIMITS AT T 9
- CAR 31 TIME 2:12.336 DELETED TRACK LIMITS AT T 9
- CAR 66 TIME 2:14.866 DELETED TRACK LIMITS AT T 9
- CAR 25 TIME 2:12.784 DELETED TRACK LIMITS AT T 9
- CAR 34 TIME 2:14.147 DELETED TRACK LIMITS AT T 9
- CAR 25 TIME 2:12.920 DELETED TRACK LIMITS AT T 9
- CAR 66 TIME 2:15.535 DELETED TRACK LIMITS AT T 9
- CAR 34 TIME 2:13.834 DELETED TRACK LIMITS AT T 9
- CAR 18 TIME 2:12.504 DELETED TRACK LIMITS AT T 9
- CAR 40 TIME 2:13.333 DELETED TRACK LIMITS AT T 3
- CAR 40 TIME 2:15.602 DELETED TRACK LIMITS AT T 4 AND 9
- CAR 28 TIME 2:12.516 DELETED TRACK LIMITS AT T 9
- CAR 18 TIME 2:12.740 DELETED TRACK LIMITS AT T 9
- CAR 66 TIME 2:14.476 DELETED TRACK LIMITS AT T 9
- CAR 34 TIME 2:14.772 DELETED TRACK LIMITS AT T 9
- CAR 88 TIME 2:13.651 DELETED TRACK LIMITS AT T 9
- CAR 88 TIME 2:14.918 DELETED TRACK LIMITS AT T 9
- CAR 18 TIME 2:13.500 DELETED TRACK LIMITS AT T 9
- CAR 66 TIME 2:15.420 DELETED TRACK LIMITS AT T 9

Published at:.....

Track Temp: 32.2 °C Air Temp: 21.7 °C Humidity: 57 % Track Status: DRY

Stewards:

Race Director:

Timekeeper:

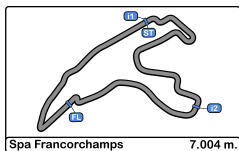
Luis Angel Garcia Nufez

JOB/I-0020-ESP



CIRCUIT DE SPA FRANCORCHAMPS





**Spa Francorchamps**  
Euroformula Open  
Race - 2



**Provisional Results by Category**

Clas	Nº	Driver	Nat	Cat	Clas	Team	Nat	Vehicle	Laps	Total Time	Gap	Interval	Km/h	Best	Time	Km/h		
1	27	Louis Foster		GBR		CryptoTower Racing Team		Dallara F320 Spiess	14	<b>31:00.682</b>			189.7	5	2:11.949	191.0		
2	28	Cameron Das		USA		Team Motopark		Dallara F320 Spiess	14	<b>31:05.593</b>	4.911	4.911	189.2	5	2:11.470	191.7		
3	18	Nazim Azman		MYS		CryptoTower Racing Team		Dallara F320 Spiess	14	<b>31:07.285</b>	6.603	1.692	189.0	5	2:12.246	190.6		
4	21	Josh Mason		GBR		Double R Racing		Dallara F320 HWA	14	<b>31:22.025</b>	21.343	14.740	187.5	7	2:12.408	190.4		
5	88	Filip Kaminiarz		POL		CryptoTower Racing Team		Dallara F320 Spiess	14	<b>31:22.939</b>	22.257	0.914	187.4	7	2:12.773	189.9		
6	77	Vivien Keszthelyi		HUN		Team Motopark		Dallara F320 Spiess	14	<b>31:38.391</b>	37.709	15.452	185.9	6	2:13.596	188.7		
7	40	Matthias Lüthen		DEU		Team Motopark		Dallara F320 Spiess	14	<b>31:38.664</b>	37.982	0.273	185.9	13	2:14.107	188.0		
<b>Rookie</b>																		
1	31	Christian Mansell		AUS	R	1	Carlin		GBR	Dallara F320 Spiess	14	<b>31:08.206</b>			188.9	7	2:12.231	190.6
2	25	Casper Stevenson		GBR	R	2	Van Amersfoort Racing		NLD	Dallara F320 HWA	14	<b>31:14.362</b>	6.156	6.156	188.3	5	2:12.810	189.8
3	34	Enzo Trulli		ITA	R	3	Drivex School		ESP	Dallara F320 HWA	14	<b>31:25.480</b>	17.274	11.118	187.2	4	2:13.405	189.0
4	66	Zdenek Chovanec		CZE	R	4	Double R Racing		GBR	Dallara F320 HWA	14	<b>31:38.013</b>	29.807	12.533	185.9	6	2:13.601	188.7
5	35	Enzo Scionti		USA	R	5	Drivex School		ESP	Dallara F320 HWA	14	<b>31:40.655</b>	32.449	2.642	185.7	6	2:13.755	188.5

Fastest lap Cameron Das in 2:11.470 at 191.7 Km/h in lap 5

**\* PENALTIES**

- CAR 28 TIME 2:12.601 DELETED TRACK LIMITS AT T 9
- CAR 66 TIME 2:14.543 DELETED TRACK LIMITS AT T 9
- CAR 18 TIME 2:12.588 DELETED TRACK LIMITS AT T 9
- CAR 31 TIME 2:12.336 DELETED TRACK LIMITS AT T 9
- CAR 66 TIME 2:14.866 DELETED TRACK LIMITS AT T 9
- CAR 25 TIME 2:12.784 DELETED TRACK LIMITS AT T 9
- CAR 34 TIME 2:14.147 DELETED TRACK LIMITS AT T 9
- CAR 25 TIME 2:12.920 DELETED TRACK LIMITS AT T 9
- CAR 66 TIME 2:15.535 DELETED TRACK LIMITS AT T 9
- CAR 34 TIME 2:13.834 DELETED TRACK LIMITS AT T 9
- CAR 18 TIME 2:12.504 DELETED TRACK LIMITS AT T 9
- CAR 40 TIME 2:13.333 DELETED TRACK LIMITS AT T 3
- CAR 40 TIME 2:15.602 DELETED TRACK LIMITS AT T 4 AND 9
- CAR 28 TIME 2:12.516 DELETED TRACK LIMITS AT T 9
- CAR 18 TIME 2:12.740 DELETED TRACK LIMITS AT T 9
- CAR 66 TIME 2:14.476 DELETED TRACK LIMITS AT T 9
- CAR 34 TIME 2:14.772 DELETED TRACK LIMITS AT T 9
- CAR 88 TIME 2:13.651 DELETED TRACK LIMITS AT T 9
- CAR 88 TIME 2:14.918 DELETED TRACK LIMITS AT T 9
- CAR 18 TIME 2:13.500 DELETED TRACK LIMITS AT T 9
- CAR 66 TIME 2:15.420 DELETED TRACK LIMITS AT T 9

Published at:.....

Track Temp: **32.2 °C** Air Temp: **21.7 °C** Humidity: **57 %** Track Status: **DRY**

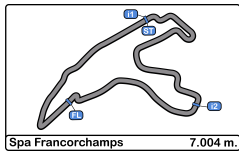
**Stewards:**

**Race Director:**

**Timekeeper:**

Luis Angel Garcia Nufez  
JOB/I-0020-ESP





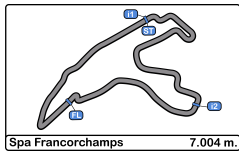
**Spa Francorchamps**  
**Euroformula Open**  
**Race - 2**



**Provisional Classification by Driver Fastest Lap**

Clas	Nº	Driver	Nat	Cat	Clas	Team	Nat	Vehicle	Laps	Best	Time	Gap	Interval	Km/h
1	28	Cameron Das				Team Motopark		Dallara F320 Spiess	14	5	2:11.470			191.7
2	27	Louis Foster				CryptoTower Racing Team		Dallara F320 Spiess	14	5	2:11.949	0.479	0.479	191.0
3	31	Christian Mansell		R	1	Carlin		Dallara F320 Spiess	14	7	2:12.231	0.761	0.282	190.6
4	18	Nazim Azman				CryptoTower Racing Team		Dallara F320 Spiess	14	5	2:12.246	0.776	0.015	190.6
5	21	Josh Mason				Double R Racing		Dallara F320 HWA	14	7	2:12.408	0.938	0.162	190.4
6	88	Filip Kaminiarz				CryptoTower Racing Team		Dallara F320 Spiess	14	7	2:12.773	1.303	0.365	189.9
7	25	Casper Stevenson		R	2	Van Amersfoort Racing		Dallara F320 HWA	14	5	2:12.810	1.340	0.037	189.8
8	34	Enzo Trulli		R	3	Drivex School		Dallara F320 HWA	14	4	2:13.405	1.935	0.595	189.0
9	77	Vivien Keszthelyi				Team Motopark		Dallara F320 Spiess	14	6	2:13.596	2.126	0.191	188.7
10	66	Zdenek Chovanec		R	4	Double R Racing		Dallara F320 HWA	14	6	2:13.601	2.131	0.005	188.7
11	35	Enzo Scionti		R	5	Drivex School		Dallara F320 HWA	14	6	2:13.755	2.285	0.154	188.5
12	40	Matthias Lüthen				Team Motopark		Dallara F320 Spiess	14	13	2:14.107	2.637	0.352	188.0





# Spa Francorchamps

## Euroformula Open

### Race - 2

#### Distance and Speed Average



Clas	Nº	Driver	Nat	Cat	Clas	Team	Nat	Vehicle	Laps	Distance	Total Time	Km/h
1	27	Louis Foster		GBR		CryptoTower Racing Team		Dallara F320 Spiess	14	98.05	31:00.682	189.7
2	28	Cameron Das		USA		Team Motopark		Dallara F320 Spiess	14	98.05	31:05.593	189.2
3	18	Nazim Azman		MYS		CryptoTower Racing Team		Dallara F320 Spiess	14	98.05	31:07.285	189.0
4	31	Christian Mansell		AUS	R 1	Carlin		Dallara F320 Spiess	14	98.05	31:08.206	188.9
5	25	Casper Stevenson		GBR	R 2	Van Amersfoort Racing		Dallara F320 HWA	14	98.05	31:14.362	188.3
6	21	Josh Mason		GBR		Double R Racing		Dallara F320 HWA	14	98.05	31:22.025	187.5
7	88	Filip Kaminiaz		POL		CryptoTower Racing Team		Dallara F320 Spiess	14	98.05	31:22.939	187.4
8	34	Enzo Trulli		ITA	R 3	Drivex School		Dallara F320 HWA	14	98.05	31:25.480	187.2
9	66	Zdenek Chovanec		CZE	R 4	Double R Racing		Dallara F320 HWA	14	98.05	31:38.013	185.9
10	77	Vivien Keszthelyi		HUN		Team Motopark		Dallara F320 Spiess	14	98.05	31:38.391	185.9
11	40	Matthias Lüthen		DEU		Team Motopark		Dallara F320 Spiess	14	98.05	31:38.664	185.9
12	35	Enzo Scionti		USA	R 5	Drivex School		Dallara F320 HWA	14	98.05	31:40.655	185.7





**Spa Francorchamps**  
Euroformula Open  
Race - 2  
**Lap Analysis**



**18** Nazim Azman Dallara F320 Spiess **27** Louis Foster Dallara F320 Spiess

CryptoTower Racing Team

CryptoTower Racing Team

Lap	D	Time	Sector 1	Sector 2	Sector 3	T. Spd	Elapsed	Lap	D	Time	Sector 1	Sector 2	Sector 3	T. Spd	Elapsed
1		2:17.651	42.232	1:00.095	35.324	247.1	2:17.651	1		2:18.353	42.432	1:01.236	34.685	229.7	2:18.353
2		2:13.970	39.607	58.966	35.397	241.6	4:31.621	2		2:13.636	39.109	59.186	35.341	250.0	4:31.989
3		2:13.592	39.522	59.081	34.989	239.4	6:45.213	3		2:12.164	39.078	58.167	34.919	244.8	6:44.153
4		2:12.693	39.299	58.379	35.015	246.5	8:57.906	4		2:12.411	39.612	57.798	35.001	241.6	8:56.564
5		2:12.246	39.270	58.071	34.905	247.1	11:10.152	5		2:11.949	39.371	57.605	34.973	243.2	11:08.513
6		2:12.925	39.503	58.393	35.029	245.4	13:23.077	6		2:12.057	39.455	57.646	34.956	243.7	13:20.570
7		2:12.504	39.500	58.084	34.920	244.3	15:35.581	7		2:12.114	39.617	57.728	34.769	243.2	15:32.684
8		2:13.095	39.500	58.451	35.144	243.2	17:48.676	8		2:12.150	39.607	57.676	34.867	242.6	17:44.834
9		2:13.922	39.592	59.382	34.948	241.6	20:02.598	9		2:12.233	39.485	57.738	35.010	242.6	19:57.067
10		2:12.588	39.225	58.526	34.837	249.4	22:15.186	10		2:12.309	39.481	57.878	34.950	243.2	22:09.376
11		2:12.460	39.187	58.354	34.919	250.5	24:27.646	11		2:12.628	39.476	58.183	34.969	243.2	24:22.004
12		2:12.740	39.189	58.684	34.867	250.0	26:40.386	12		2:12.666	39.491	58.222	34.953	243.2	26:34.670
13		2:13.399	39.262	58.620	35.517	251.1	28:53.785	13		2:12.964	39.620	58.342	35.002	243.7	28:47.634
14		2:13.500	39.487	58.825	35.188	247.7	31:07.285	14		2:13.048	39.627	58.393	35.028	242.1	31:00.682

**21** Josh Mason Dallara F320 HWA **28** Cameron Das Dallara F320 Spiess

Double R Racing

Team Motopark

Lap	D	Time	Sector 1	Sector 2	Sector 3	T. Spd	Elapsed	Lap	D	Time	Sector 1	Sector 2	Sector 3	T. Spd	Elapsed
1		2:22.930	44.536	1:02.731	35.663	243.7	2:22.930	1		2:21.148	42.687	1:03.114	35.347	234.7	2:21.148
2		2:16.614	39.266	1:02.417	34.931	252.3	4:39.544	2		2:15.926	40.645	1:00.575	34.706	238.4	4:37.074
3		2:14.050	39.132	59.820	35.098	248.8	6:53.594	3		2:12.500	38.654	59.177	34.669	255.9	6:49.574
4		2:15.701	39.675	1:00.502	35.524	244.8	9:09.295	4		2:11.979	38.888	58.432	34.659	250.0	9:01.553
5		2:13.169	39.226	58.916	35.027	248.8	11:22.464	5		2:11.470	38.320	58.268	34.882	252.3	11:13.023
6		2:12.785	39.302	58.452	35.031	246.5	13:35.249	6		2:11.993	39.331	57.918	34.744	246.5	13:25.016
7		2:12.408	39.375	58.193	34.840	247.1	15:47.657	7		2:11.779	39.159	57.941	34.679	247.7	15:36.795
8		2:12.653	39.281	58.489	34.883	248.8	18:00.310	8		2:12.326	39.225	58.276	34.825	249.4	17:49.121
9		2:13.513	39.174	58.734	35.605	250.0	20:13.823	9		2:12.593	39.025	58.620	34.948	245.4	20:01.714
10		2:12.781	39.335	58.438	35.008	248.8	22:26.604	10		2:12.604	39.449	58.250	34.902	244.8	22:14.315
11		2:14.104	39.044	1:00.050	35.010	248.2	24:40.708	11		2:12.649	39.411	58.224	35.014	244.8	24:26.964
12		2:13.400	39.159	59.062	35.179	248.2	26:54.108	12		2:12.516	39.351	58.161	35.004	244.3	26:39.480
13		2:14.212	39.096	1:00.133	34.983	250.5	29:08.320	13		2:12.927	39.556	58.267	35.104	244.8	28:52.407
14		2:13.705	39.293	59.229	35.183	246.5	31:22.025	14		2:13.186	39.579	58.671	34.936	243.7	31:05.593

**25** Casper Stevenson Dallara F320 HWA **31** Christian Mansell Dallara F320 Spiess

Rookie

Van Amersfoort Racing

Rookie

Carlin

Lap	D	Time	Sector 1	Sector 2	Sector 3	T. Spd	Elapsed	Lap	D	Time	Sector 1	Sector 2	Sector 3	T. Spd	Elapsed
1		2:21.726	42.581	1:03.456	35.689	235.8	2:21.726	1		2:20.978	42.466	1:03.108	35.404	248.2	2:20.978
2		2:14.471	39.971	59.606	34.894	243.2	4:36.197	2		2:14.777	40.644	59.218	34.915	247.1	4:35.755
3		2:13.098	39.191	59.010	34.897	251.7	6:49.295	3		2:12.732	39.226	58.623	34.883	244.3	6:48.487
4		2:13.069	39.263	59.030	34.776	247.1	9:02.364	4		2:12.542	39.176	58.508	34.858	247.7	9:01.029
5		2:12.810	39.148	58.937	34.725	250.0	11:15.174	5		2:12.775	38.793	59.139	34.843	248.2	11:13.804
6		2:12.824	39.533	58.377	34.914	246.5	13:27.998	6		2:12.282	38.969	58.505	34.808	250.5	13:26.086
7		2:12.929	39.523	58.402	35.004	244.8	15:40.927	7		2:12.231	39.047	58.385	34.799	248.8	15:38.317
8		2:12.920	39.562	58.409	34.949	244.3	17:53.847	8		2:12.571	39.256	58.441	34.874	246.0	17:50.888
9		2:12.784	39.558	58.236	34.990	244.8	20:06.631	9		2:12.784	39.329	58.574	34.881	246.0	20:03.672
10		2:13.141	39.569	58.545	35.027	244.3	22:19.772	10		2:12.336	39.035	58.539	34.762	248.8	22:16.008
11		2:13.580	39.588	58.885	35.107	244.3	24:33.352	11		2:12.322	38.972	58.534	34.816	250.5	24:28.330
12		2:13.449	39.598	58.739	35.112	243.7	26:46.801	12		2:12.683	39.027	58.839	34.817	251.7	26:41.013
13		2:13.722	39.721	58.826	35.175	243.7	29:00.523	13		2:12.982	39.112	58.757	35.113	252.9	28:53.995
14		2:13.839	39.743	58.812	35.284	243.7	31:14.362	14		2:14.211	39.367	59.326	35.518	244.8	31:08.206





**Spa Francorchamps**  
Euroformula Open  
Race - 2  
**Lap Analysis**



**34** Enzo Trulli Dallara F320 HWA **66** Zdenek Chovanec Dallara F320 HWA  
 Rookie Drivex School Rookie Double R Racing

Lap	D	Time	Sector 1	Sector 2	Sector 3	T. Spd	Elapsed	Lap	D	Time	Sector 1	Sector 2	Sector 3	T. Spd	Elapsed
1		2:18.912	42.301	1:00.988	35.623	233.7	2:18.912	1		2:22.174	44.372	1:02.221	35.581	247.7	2:22.174
2		2:14.350	39.858	59.406	<b>35.086</b>	240.5	4:33.262	2		2:16.599	39.670	1:01.781	35.148	247.1	4:38.773
3		2:13.714	39.548	59.075	35.091	242.6	6:46.976	3		2:14.296	<b>39.440</b>	59.299	35.557	244.3	6:53.069
4		<b>2:13.405</b>	39.570	<b>58.744</b>	35.091	242.6	9:00.381	4		2:16.015	40.277	1:00.125	35.613	236.3	9:09.084
5		2:15.250	39.528	1:00.134	35.588	240.5	11:15.631	5		2:14.379	39.542	59.758	<b>35.079</b>	246.5	11:23.463
6		2:14.058	<b>39.121</b>	59.796	35.141	252.9	13:29.689	6		<b>2:13.601</b>	39.453	<b>58.868</b>	35.280	246.5	13:37.064
7		<del>2:13.834</del>	39.417	59.229	35.188	244.8	15:43.523	7		<del>2:15.535</del>	39.511	1:00.311	35.713	244.3	15:52.599
8		<del>2:14.147</del>	39.647	59.259	35.241	243.7	17:57.670	8		2:15.377	39.904	1:00.160	35.313	245.4	18:07.976
9		2:13.814	39.616	59.020	35.178	242.6	20:11.484	9		<del>2:14.866</del>	39.959	59.616	35.291	241.6	20:22.842
10		2:14.235	39.621	59.148	35.466	240.5	22:25.719	10		<del>2:14.543</del>	39.752	59.284	35.507	242.6	22:37.385
11		<del>2:14.772</del>	39.551	59.976	35.245	244.8	24:40.491	11		<del>2:14.476</del>	39.949	58.915	35.612	241.0	24:51.861
12		2:14.992	39.515	1:00.149	35.328	243.7	26:55.483	12		2:14.317	39.705	59.203	35.409	241.0	27:06.178
13		2:14.950	39.662	59.945	35.343	243.7	29:10.433	13		<del>2:15.420</del>	39.885	59.112	36.423	241.6	29:21.598
14		2:15.047	39.743	1:00.003	35.301	242.1	31:25.480	14		2:16.415	40.355	1:00.287	35.773	243.7	31:38.013

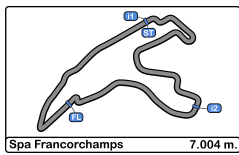
**35** Enzo Scionti Dallara F320 HWA **77** Vivien Keszthelyi Dallara F320 Spiess  
 Rookie Drivex School Team Motopark

Lap	D	Time	Sector 1	Sector 2	Sector 3	T. Spd	Elapsed	Lap	D	Time	Sector 1	Sector 2	Sector 3	T. Spd	Elapsed
1		2:23.565	45.974	1:01.567	36.024	244.8	2:23.565	1		2:22.472	43.124	1:03.324	36.024	252.3	2:22.472
2		2:17.527	39.747	1:02.508	35.272	252.9	4:41.092	2		2:17.717	39.549	1:03.120	35.048	253.5	4:40.189
3		2:14.513	39.548	59.828	35.137	248.2	6:55.605	3		2:14.687	39.207	1:00.137	35.343	250.5	6:54.876
4		2:15.879	39.750	1:00.701	35.428	249.4	9:11.484	4		2:15.448	40.315	59.912	35.221	244.8	9:10.324
5		2:14.965	39.535	1:00.306	<b>35.124</b>	247.1	11:26.449	5		2:15.603	39.245	1:01.275	35.083	247.1	11:25.927
6		<b>2:13.755</b>	39.562	<b>59.054</b>	35.139	246.0	13:40.204	6		<b>2:13.596</b>	39.247	<b>59.276</b>	35.073	248.8	13:39.523
7		2:13.765	<b>39.452</b>	59.086	35.227	245.4	15:53.969	7		2:13.913	39.162	59.495	35.256	249.4	15:53.436
8		2:15.748	39.484	1:01.015	35.249	246.5	18:09.717	8		2:15.587	39.211	1:01.294	35.082	247.7	18:09.023
9		2:15.076	39.573	1:00.355	35.148	244.8	20:24.793	9		2:14.945	<b>39.094</b>	1:00.898	<b>34.953</b>	252.9	20:23.968
10		2:14.826	39.555	1:00.110	35.161	246.0	22:39.619	10		2:14.617	39.145	1:00.230	35.242	253.5	22:38.585
11		2:14.521	39.579	59.661	35.281	247.7	24:54.140	11		2:14.275	39.348	59.525	35.402	248.8	24:52.860
12		2:15.397	39.602	59.936	35.859	244.8	27:09.537	12		2:14.272	39.327	59.633	35.312	248.8	27:07.132
13		2:15.501	39.864	1:00.087	35.550	244.8	29:25.038	13		2:14.651	39.404	59.753	35.494	249.4	29:21.783
14		2:15.617	40.054	1:00.186	35.377	241.6	31:40.655	14		2:16.608	40.199	1:00.817	35.592	241.0	31:38.391

**40** Matthias Lüthen Dallara F320 Spiess **88** Filip Kaminiarz Dallara F320 Spiess  
 Team Motopark CryptoTower Racing Team

Lap	D	Time	Sector 1	Sector 2	Sector 3	T. Spd	Elapsed	Lap	D	Time	Sector 1	Sector 2	Sector 3	T. Spd	Elapsed
1		2:22.863	44.318	1:02.708	35.837	248.2	2:22.863	1		2:21.523	42.117	1:02.995	36.411	241.6	2:21.523
2		2:17.904	40.173	1:02.557	35.174	251.1	4:40.767	2		2:17.907	40.248	1:02.458	35.201	242.6	4:39.430
3		2:14.527	38.931	1:00.411	35.185	257.1	6:55.294	3		2:13.747	39.219	59.450	35.078	250.5	6:53.177
4		<del>2:15.602</del>	39.914	1:00.289	35.399	251.1	9:10.896	4		2:14.580	40.025	59.268	35.287	246.0	9:07.757
5		2:14.258	<b>38.768</b>	1:00.501	34.989	256.5	11:25.154	5		2:13.019	39.439	58.434	35.146	245.4	11:20.776
6		<del>2:13.333</del>	39.120	<b>59.239</b>	<b>34.974</b>	250.0	13:38.487	6		2:12.974	39.480	58.533	34.961	245.4	13:33.750
7		2:14.315	39.219	59.818	35.278	250.0	15:52.802	7		<b>2:12.773</b>	39.392	58.431	<b>34.950</b>	244.8	15:46.523
8		2:15.787	39.634	1:01.091	35.062	244.8	18:08.589	8		2:12.793	39.376	<b>58.398</b>	35.019	245.4	17:59.316
9		2:15.035	39.266	1:00.638	35.131	245.4	20:23.624	9		2:12.940	39.341	58.637	34.962	248.2	20:12.256
10		2:15.764	39.065	1:01.426	35.273	255.3	22:39.388	10		2:13.859	39.076	59.425	35.358	253.5	22:26.115
11		2:14.137	39.067	59.841	35.229	252.9	24:53.525	11		<del>2:13.654</del>	<b>39.004</b>	59.164	35.483	246.0	24:39.766
12		2:15.374	39.025	59.817	36.532	254.1	27:08.899	12		2:13.819	39.460	58.939	35.420	243.7	26:53.585
13		<b>2:14.107</b>	39.483	59.402	35.222	248.8	29:23.006	13		2:14.436	39.582	59.534	35.320	243.7	29:08.021
14		2:15.658	39.223	1:01.168	35.267	248.2	31:38.664	14		<del>2:14.948</del>	39.650	1:00.101	35.167	242.6	31:22.939



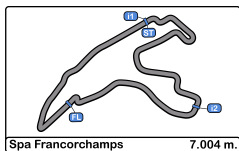


**Spa Francorchamps**  
**Euroformula Open**  
**Race - 2**  
**Analysis by Lap**



Num	Lap Time	Gap	Num	Lap Time	Gap	Num	Lap Time	Gap	Num	Lap Time	Gap
<b>Lap 1</b>			<b>Lap 5</b>			<b>Lap 9</b>			<b>Lap 13</b>		
18	2:17.651		27	2:11.949		27	2:12.233		27	2:12.964	
27	2:18.353	00.702	18	2:12.246	01.639	28	2:12.593	04.647	28	2:12.927	04.773
34	2:18.912	01.261	28	2:11.470	04.510	18	2:13.922	05.531	18	2:13.399	06.151
31	2:20.978	03.327	31	2:12.775	05.291	31	2:12.784	06.605	31	2:12.982	06.361
28	2:21.148	03.497	25	2:12.810	06.661	25	2:12.784	09.564	25	2:13.722	12.889
88	2:21.523	03.872	34	2:15.250	07.118	34	2:13.814	14.417	88	2:14.436	20.387
25	2:21.726	04.075	88	2:13.019	12.263	88	2:12.940	15.189	21	2:14.212	20.686
66	2:22.174	04.523	21	2:13.169	13.951	21	2:13.513	16.756	34	2:14.950	22.799
77	2:22.472	04.821	66	2:14.379	14.950	66	2:14.866	25.775	66	2:15.420	33.964
40	2:22.863	05.212	40	2:14.258	16.641	40	2:15.035	26.557	77	2:14.651	34.149
21	2:22.930	05.279	77	2:15.603	17.414	77	2:14.945	26.901	40	2:14.107	35.372
35	2:23.565	05.914	35	2:14.965	17.936	35	2:15.076	27.726	35	2:15.501	37.404
<b>Lap 2</b>			<b>Lap 6</b>			<b>Lap 10</b>			<b>Lap 14</b>		
18	2:13.970		27	2:12.057		27	2:12.309		27	2:13.048	
27	2:13.636	00.368	18	2:12.925	02.507	28	2:12.601	04.939	28	2:13.186	04.911
34	2:14.350	01.641	28	2:11.993	04.446	18	2:12.588	05.810	18	2:13.500	06.603
31	2:14.777	04.134	31	2:12.282	05.516	31	2:12.336	06.632	31	2:14.211	07.524
25	2:14.471	04.576	25	2:12.824	07.428	25	2:13.141	10.396	25	2:13.839	13.680
28	2:15.926	05.453	34	2:14.058	09.119	34	2:14.235	16.343	21	2:13.705	21.343
66	2:16.599	07.152	88	2:12.974	13.180	88	2:13.859	16.739	88	2:14.918	22.257
88	2:17.907	07.809	21	2:12.785	14.679	21	2:12.781	17.228	34	2:15.047	24.798
21	2:16.614	07.923	66	2:13.601	16.494	66	2:14.543	28.009	66	2:16.415	37.331
77	2:17.717	08.568	40	2:13.333	17.917	77	2:14.617	29.209	77	2:16.608	37.709
40	2:17.904	09.146	77	2:13.596	18.953	40	2:15.764	30.012	40	2:15.658	37.982
35	2:17.527	09.471	35	2:13.755	19.634	35	2:14.826	30.243	35	2:15.617	39.973
<b>Lap 3</b>			<b>Lap 7</b>			<b>Lap 11</b>					
27	2:12.164		27	2:12.114		27	2:12.628				
18	2:13.592	01.060	18	2:12.504	02.897	28	2:12.649	04.960			
34	2:13.714	02.823	28	2:11.779	04.111	18	2:12.460	05.642			
31	2:12.732	04.334	31	2:12.231	05.633	31	2:12.322	06.326			
25	2:13.098	05.142	25	2:12.929	08.243	25	2:13.580	11.348			
28	2:12.500	05.421	34	2:13.834	10.839	88	2:13.651	17.762			
66	2:14.296	08.916	88	2:12.773	13.839	34	2:14.772	18.487			
88	2:13.747	09.024	21	2:12.408	14.973	21	2:14.104	18.704			
21	2:14.050	09.441	66	2:15.535	19.915	66	2:14.476	29.857			
77	2:14.687	10.723	40	2:14.315	20.118	77	2:14.275	30.856			
40	2:14.527	11.141	77	2:13.913	20.752	40	2:14.137	31.521			
35	2:14.513	11.452	35	2:13.765	21.285	35	2:14.521	32.136			
<b>Lap 4</b>			<b>Lap 8</b>			<b>Lap 12</b>					
27	2:12.411		27	2:12.150		27	2:12.666				
18	2:12.693	01.342	18	2:13.095	03.842	28	2:12.516	04.810			
34	2:13.405	03.817	28	2:12.326	04.287	18	2:12.740	05.716			
31	2:12.542	04.465	31	2:12.571	06.054	31	2:12.683	06.343			
28	2:11.979	04.989	25	2:12.920	09.013	25	2:13.449	12.131			
25	2:13.069	05.800	34	2:14.147	12.836	88	2:13.819	18.915			
88	2:14.580	11.193	88	2:12.793	14.482	21	2:13.400	19.438			
66	2:16.015	12.520	21	2:12.653	15.476	34	2:14.992	20.813			
21	2:15.701	12.731	66	2:15.377	23.142	66	2:14.317	31.508			
77	2:15.448	13.760	40	2:15.787	23.755	77	2:14.272	32.462			
40	2:15.602	14.332	77	2:15.587	24.189	40	2:15.374	34.229			
35	2:15.879	14.920	35	2:15.748	24.883	35	2:15.397	34.867			





**Spa Francorchamps**  
**Euroformula Open**  
**Race - 2**  
**Best Sectors Results**



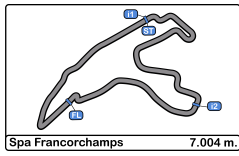
Sector - 1			Sector - 2			Sector - 3			Ideal Lap vs Best Lap						
Clas	Nº	Driver	Time	Nº	Driver	Time	Nº	Driver	Time	Clas	Nº	Driver	Ideal Lap	Best Lap	Clas
1	28	Cameron Das	38.320	27	Louis Foster	57.605	28	Cameron Das	34.659	1	28	Cameron Das	2:10.897	2:11.470	1
2	40	Matthias Lüthen	38.768	28	Cameron Das	57.918	27	Louis Foster	34.685	2	27	Louis Foster	2:11.368	2:11.949	2
3	31	Christian Mansell	38.793	18	Nazim Azman	58.071	25	Casper Stevenson	34.725	3	31	Christian Mansell	2:11.940	2:12.231	3
4	88	Filip Kaminiaz	39.004	21	Josh Mason	58.193	31	Christian Mansell	34.762	4	21	Josh Mason	2:12.077	2:12.408	5
5	21	Josh Mason	39.044	25	Casper Stevenson	58.236	18	Nazim Azman	34.837	5	18	Nazim Azman	2:12.095	2:12.246	4
6	27	Louis Foster	39.078	31	Christian Mansell	58.385	21	Josh Mason	34.840	6	25	Casper Stevenson	2:12.109	2:12.810	7
7	77	Vivien Keszthelyi	39.094	88	Filip Kaminiaz	58.398	88	Filip Kaminiaz	34.950	7	88	Filip Kaminiaz	2:12.352	2:12.773	6
8	34	Enzo Trulli	39.121	34	Enzo Trulli	58.744	77	Vivien Keszthelyi	34.953	8	34	Enzo Trulli	2:12.951	2:13.405	8
9	25	Casper Stevenson	39.148	66	Zdenek Chovanec	58.868	40	Matthias Lüthen	34.974	9	40	Matthias Lüthen	2:12.981	2:14.107	12
10	18	Nazim Azman	39.187	35	Enzo Scioni	59.054	66	Zdenek Chovanec	35.079	10	77	Vivien Keszthelyi	2:13.323	2:13.596	9
11	66	Zdenek Chovanec	39.440	40	Matthias Lüthen	59.239	34	Enzo Trulli	35.086	11	66	Zdenek Chovanec	2:13.387	2:13.601	10
12	35	Enzo Scioni	39.452	77	Vivien Keszthelyi	59.276	35	Enzo Scioni	35.124	12	35	Enzo Scioni	2:13.630	2:13.755	11



CIRCUIT DE SPA  
FRANCORCHAMPS









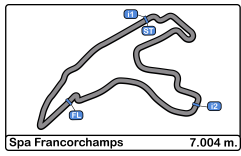


**Spa Francorchamps**  
**Euroformula Open**  
**Race - 2**  
**Leader Sequence**



N°	Driver	Nat	Cat	Clas	Team	Nat	Vehicle	Start Lap	End Lap	Laps	Total Laps
18	Nazim Azman	 MY			CryptoTower Racing Team		Dallara F320 Spiess	1	2	2	2
27	Louis Foster	 GB			CryptoTower Racing Team		Dallara F320 Spiess	3	14	12	12





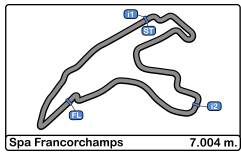
**Spa Francorchamps**  
**Euroformula Open**  
**Race - 2**  
**Best 5 Lap Times**



Spa Francorchamps 7.004 m.

Cls	N°	Driver	Nat	Cat	Cls	Team	Nat	Vehicle	Best 1		Best 2		Best 3		Best 4		Best 5	
									Time	Lap	Time	Lap	Time	Lap	Time	Lap	Time	Lap
1	28	Cameron Das				Team Motopark		Dallara F320 Spiess	2:11.470	5	2:11.779	7	2:11.979	4	2:11.993	6	2:12.326	8
2	27	Louis Foster				CryptoTower Racing Team		Dallara F320 Spiess	2:11.949	5	2:12.057	6	2:12.114	7	2:12.150	8	2:12.164	3
3	31	Christian Mansell		R	1	Carlin		Dallara F320 Spiess	2:12.231	7	2:12.282	6	2:12.322	11	2:12.542	4	2:12.571	8
4	18	Nazim Azman				CryptoTower Racing Team		Dallara F320 Spiess	2:12.246	5	2:12.460	11	2:12.693	4	2:12.925	6	2:13.095	8
5	21	Josh Mason				Double R Racing		Dallara F320 HWA	2:12.408	7	2:12.653	8	2:12.781	10	2:12.785	6	2:13.169	5
6	88	Filip Kaminiarz				CryptoTower Racing Team		Dallara F320 Spiess	2:12.773	7	2:12.793	8	2:12.940	9	2:12.974	6	2:13.019	5
7	25	Casper Stevenson		R	2	Van Amersfoort Racing		Dallara F320 HWA	2:12.810	5	2:12.824	6	2:12.929	7	2:13.069	4	2:13.098	3
8	34	Enzo Trulli		R	3	Drivex School		Dallara F320 HWA	2:13.405	4	2:13.714	3	2:13.814	9	2:14.058	6	2:14.235	10
9	77	Vivien Keszthelyi				Team Motopark		Dallara F320 Spiess	2:13.596	6	2:13.913	7	2:14.272	12	2:14.275	11	2:14.617	10
10	66	Zdenek Chovanec		R	4	Double R Racing		Dallara F320 HWA	2:13.601	6	2:14.296	3	2:14.317	12	2:14.379	5	2:15.377	8
11	35	Enzo Scionti		R	5	Drivex School		Dallara F320 HWA	2:13.755	6	2:13.765	7	2:14.513	3	2:14.521	11	2:14.826	10
12	40	Matthias Lüthen				Team Motopark		Dallara F320 Spiess	2:14.107	13	2:14.137	11	2:14.258	5	2:14.315	7	2:14.527	3



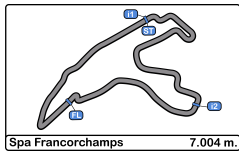


**Spa Francorchamps**  
**Euroformula Open**  
**Race - 2**  
**Best 5 Top Speeds**



Clas	Nº	Driver	Nat	Cat	Cls	Team	Nat	Vehicle	Top 1		Top 2		Top 3		Top 4		Top 5		Avg
									Km/h	Lap	Km/h	Lap	Km/h	Lap	Km/h	Lap	Km/h	Lap	
1	40	Matthias Lüthen		DEU		Team Motopark		Dallara F320 Spiess	257.1	3	256.5	5	255.3	10	254.1	12	252.9	11	255.2
2	28	Cameron Das		USA		Team Motopark		Dallara F320 Spiess	255.9	3	252.3	5	250.0	4	249.4	8	247.7	7	251.0
3	77	Vivien Keszthelyi		HUN		Team Motopark		Dallara F320 Spiess	253.5	2	253.5	10	252.9	9	252.3	1	250.5	3	252.5
4	88	Filip Kaminiaz		POL		CryptoTower Racing Team		Dallara F320 Spiess	253.5	10	250.5	3	248.2	9	246.0	4	246.0	11	248.8
5	31	Christian Mansell		GBR	R 1	Carlin		Dallara F320 Spiess	252.9	13	251.7	12	250.5	6	250.5	11	248.8	7	250.9
6	34	Enzo Trulli		ITA	R 2	Drivex School		Dallara F320 HWA	252.9	6	244.8	7	244.8	11	243.7	8	243.7	12	246.0
7	35	Enzo Scionti		USA	R 3	Drivex School		Dallara F320 HWA	252.9	2	249.4	4	248.2	3	247.7	11	247.1	5	249.0
8	21	Josh Mason		GBR		Double R Racing		Dallara F320 HWA	252.3	2	250.5	13	250.0	9	248.8	3	248.8	5	250.1
9	25	Casper Stevenson		GBR	R 4	Van Amersfoort Racing		Dallara F320 HWA	251.7	3	250.0	5	247.1	4	246.5	6	244.8	7	248.0
10	18	Nazim Azman		MYS		CryptoTower Racing Team		Dallara F320 Spiess	251.1	13	250.5	11	250.0	12	249.4	10	247.7	14	249.7
11	27	Louis Foster		GBR		CryptoTower Racing Team		Dallara F320 Spiess	250.0	2	244.8	3	243.7	6	243.7	13	243.2	5	245.1
12	66	Zdenek Chovanec		CZE	R 5	Double R Racing		Dallara F320 HWA	247.7	1	247.1	2	246.5	5	246.5	6	245.4	8	246.6





**Spa Francorchamps**  
**Euroformula Open**  
**Race - 2**  
**Fastest Laps Sequence**

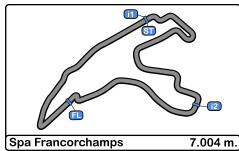


Lap	Time of Day	Session Time	N°	Driver	Nat	Cat	Team	Nat	Vehicle	Time	Km/h
2	11:48:43.023	4:32.023	18	Nazim Azman		MY'S	CryptoTower Racing Team		Dallara F320 Spiess	2:13.970	188.2
2	11:48:43.391	4:32.391	27	Louis Foster		GBR	CryptoTower Racing Team		Dallara F320 Spiess	2:13.636	188.6
3	11:50:55.556	6:44.556	27	Louis Foster		GBR	CryptoTower Racing Team		Dallara F320 Spiess	2:12.164	190.7
4	11:53:12.955	9:01.955	28	Cameron Das		USA	Team Motopark		Dallara F320 Spiess	2:11.979	191.0
5	11:55:19.916	11:08.916	27	Louis Foster		GBR	CryptoTower Racing Team		Dallara F320 Spiess	2:11.949	191.0
5	11:55:24.426	11:13.426	28	Cameron Das		USA	Team Motopark		Dallara F320 Spiess	2:11.470	191.7



CIRCUIT DE SPA  
FRANCORCHAMPS





**Spa Francorchamps**  
**Euroformula Open**

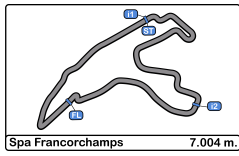
**Race - 2**

**Event Best Maximum Speed**



Nº	Driver	Nat	Cat	Clas	Team	Nat	Vehicle	Km/h	Session
40	Matthias Lüthen	DEU			Team Motopark	DEU	Dallara F320 Spiess	257.1	Race - 2
35	Enzo Scionti	USA	R	1	Drivex School	ESP	Dallara F320 HWA	256.5	Race - 1
88	Filip Kaminiarz	POL			CryptoTower Racing Team	JPN	Dallara F320 Spiess	256.5	Race - 1
28	Cameron Das	USA			Team Motopark	DEU	Dallara F320 Spiess	255.9	Race - 2
25	Casper Stevenson	GBR	R	2	Van Amersfoort Racing	NLD	Dallara F320 HWA	254.7	Race - 1
77	Vivien Keszthelyi	HUN			Team Motopark	DEU	Dallara F320 Spiess	253.5	Race - 2
34	Enzo Trulli	ITA	R	3	Drivex School	ESP	Dallara F320 HWA	252.9	Race - 2
31	Christian Mansell	AUS	R	4	Carlin	GBR	Dallara F320 Spiess	252.9	Race - 2
66	Zdenek Chovanec	CZE	R	5	Double R Racing	GBR	Dallara F320 HWA	252.3	Race - 1
21	Josh Mason	GBR			Double R Racing	GBR	Dallara F320 HWA	252.3	Race - 2
18	Nazim Azman	MYS			CryptoTower Racing Team	JPN	Dallara F320 Spiess	251.1	Race - 2
27	Louis Foster	GBR			CryptoTower Racing Team	JPN	Dallara F320 Spiess	250.0	Race - 2





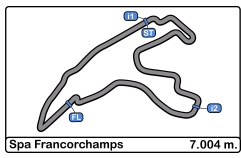
**Spa Francorchamps**  
**Euroformula Open**  
**Race - 2**  
**Lap Chart**



**LAP**

Nr	Pos	Grid	1	2	3	4	5	6	7	8	9	10	11	12	13	14
34	1	34	18	18	27	27	27	27	27	27	27	27	27	27	27	27
31	2	31	27	27	18	18	18	18	18	18	28	28	28	28	28	28
88	3	88	34	34	34	34	28	28	28	28	18	18	18	18	18	18
25	4	25	31	31	31	31	31	31	31	31	31	31	31	31	31	31
18	5	18	28	25	25	28	25	25	25	25	25	25	25	25	25	25
27	6	27	88	28	28	25	34	34	34	34	34	34	88	88	88	21
35	7	35	25	66	66	88	88	88	88	88	88	88	34	21	21	88
77	8	77	66	88	88	66	21	21	21	21	21	21	21	34	34	34
28	9	28	77	21	21	21	66	66	66	66	66	66	66	66	66	66
40	10	40	40	77	77	77	40	40	40	40	40	77	77	77	77	77
66	11	66	21	40	40	40	77	77	77	77	40	40	40	40	40	40
21	12	21	35	35	35	35	35	35	35	35	35	35	35	35	35	35

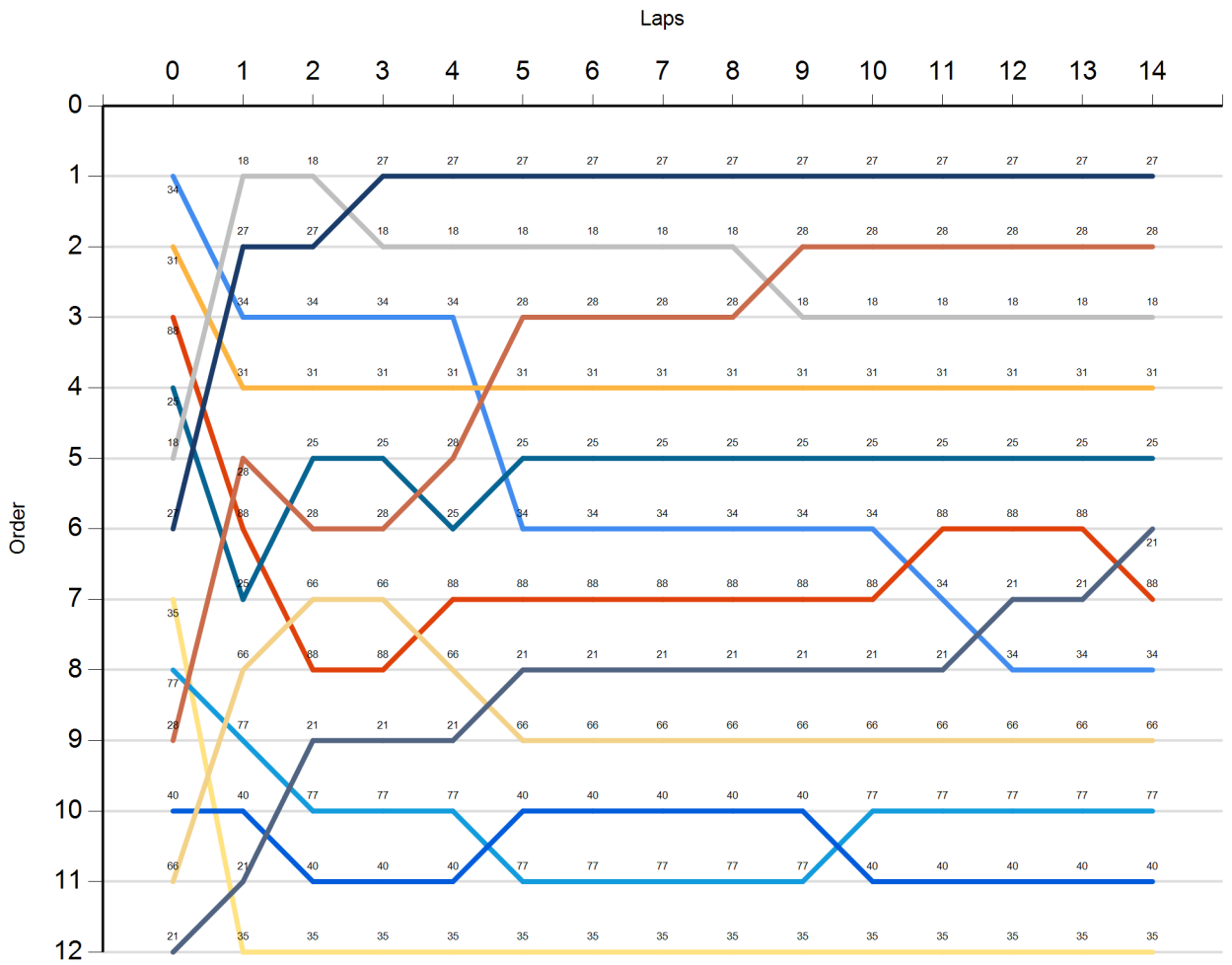


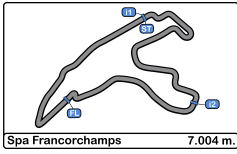


Spa Francorchamps  
Euroformula Open  
Race - 2  
Graphic Lap Chart



- 34
- 31
- 88
- 25
- 18
- 27
- 35
- 77
- 28
- 40
- 66
- 21





**Spa Francorchamps**  
**Euroformula Open**  
**Race - 2**  
**Pit Stop Analysis**



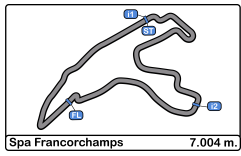
Nr.	In Day Time	Driver	Nat	Cat	Team	Nat	Vehicle	In Time	Stop N°	Pit Time	Handicap	Penalty
-----	-------------	--------	-----	-----	------	-----	---------	---------	---------	----------	----------	---------



CIRCUIT DE SPA  
FRANCORCHAMPS



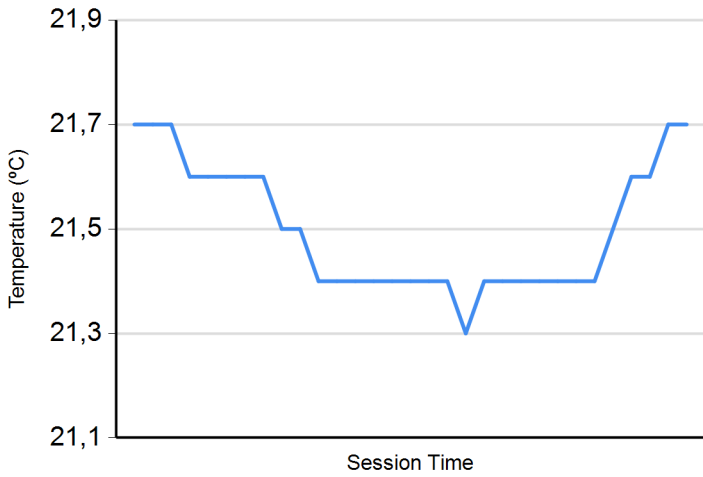




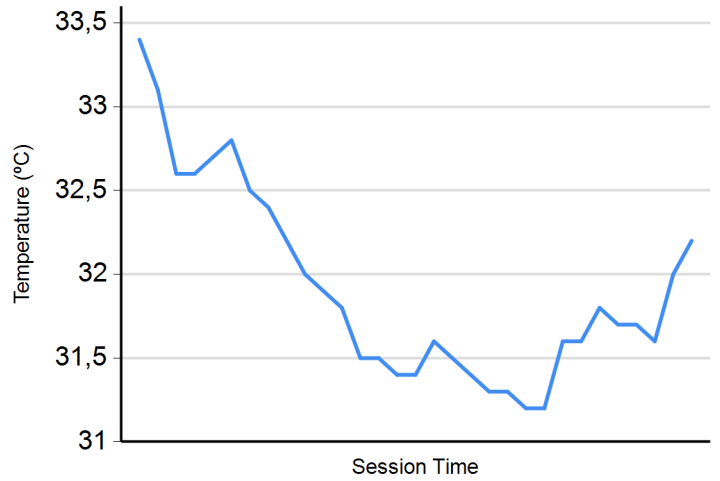
**Spa Francorchamps**  
**Euroformula Open**  
**Race - 2**  
**Weather Report**



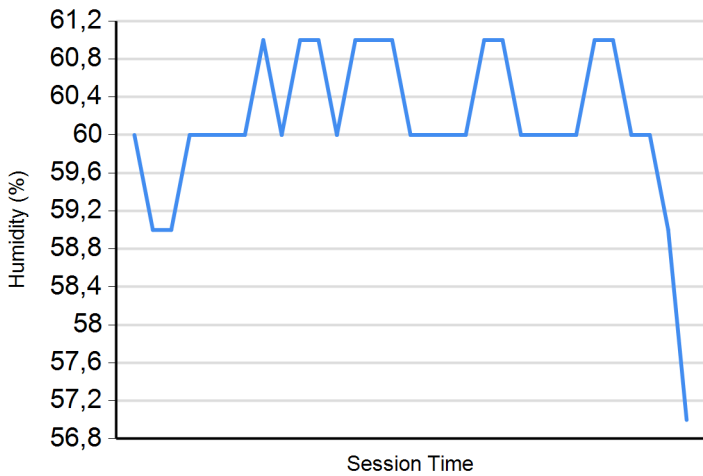
**Air Temperature**



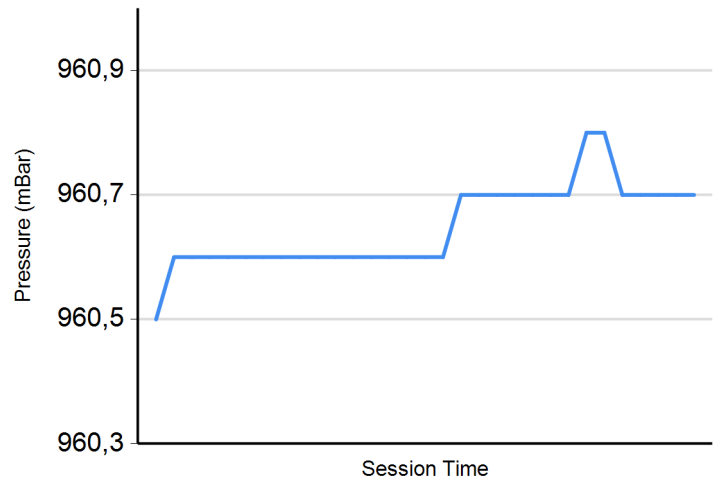
**Track Temperature**



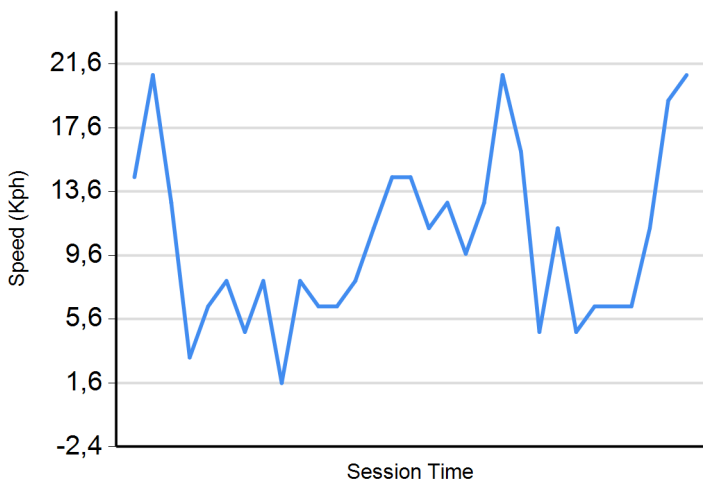
**Humidity**



**Pressure**

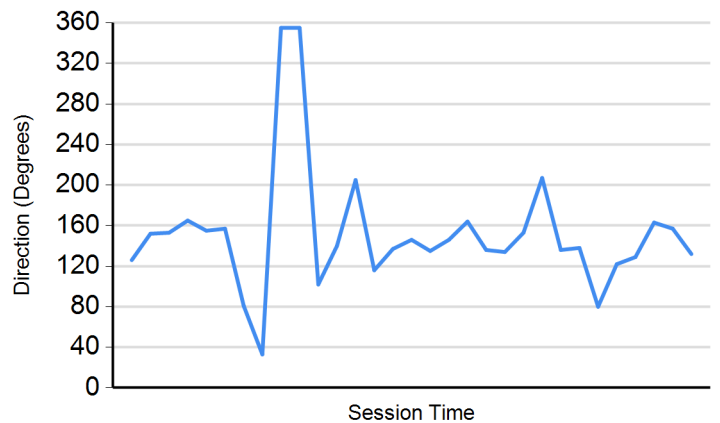


**Wind Speed**



**Wind direction**

North = 0°/360° Est = 90° South = 180° West = 270°



CIRCUIT DE SPA FRANCORCHAMPS

