

Spa Francorchamps
Euroformula Open
Qualifying
Provisional Results



Clas	Nº	Driver	Nat	Cat	Clas	Team	Nat	Vehicle	Laps	Best	Time	Gap	Interval	Km/h
1	27	Louis Foster				CryptoTower Racing Team		Dallara F320 Spiess	8	6	2:10.295			193.5
2	21	Josh Mason				Double R Racing		Dallara F320 HWA	10	9	2:10.558	0.263	0.263	193.1
3	28	Cameron Das				Team Motopark		Dallara F320 Spiess	5	4	2:10.596	0.301	0.038	193.0
4	25	Casper Stevenson		R	1	Van Amersfoort Racing		Dallara F320 HWA	9	7	2:10.958	0.663	0.362	192.5
5	31	Christian Mansell		R	2	Carlin		Dallara F320 Spiess	9	8	2:11.200	0.905	0.242	192.1
6	18	Nazim Azman				CryptoTower Racing Team		Dallara F320 Spiess	5	5	2:11.272	0.977	0.072	192.0
7	34	Enzo Trulli		R	3	Drivex School		Dallara F320 HWA	9	9	2:11.749	1.454	0.477	191.3
8	66	Zdenek Chovanec		R	4	Double R Racing		Dallara F320 HWA	9	7	2:11.774	1.479	0.025	191.3
9	88	Filip Kaminiaz				CryptoTower Racing Team		Dallara F320 Spiess	9	8	2:12.051	1.756	0.277	190.9
10	40	Matthias Lüthen				Team Motopark		Dallara F320 Spiess	9	8	2:12.146	1.851	0.095	190.8
11	35	Enzo Scionti		R	5	Drivex School		Dallara F320 HWA	9	7	2:12.320	2.025	0.174	190.5
12	77	Vivien Keszthelyi				Team Motopark		Dallara F320 Spiess	9	8	2:12.557	2.262	0.237	190.2

*** PENALTIES**

CAR 40 TIME 2:16.707 DELETED TRACK LIMITS AT T 9

CAR 77 TIME 2:38.259 DELETED TRACK LIMITS AT T 9

CAR 27 TIME 2:17.511 DELETED TRACK LIMITS AT T 9

CAR 77 TIME 2:13.986 DELETED TRACK LIMITS AT T 9

Published at:.....

Track Temp: **36.7 °C** Air Temp: **23.8 °C** Humidity: **60 %** Track Status: **DRY**

Stewards:

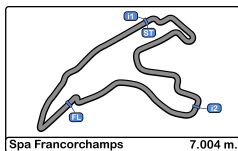
Race Director:

Timekeeper:

Luis Angel García Nuñez

JOB/I-0020-ESP





Spa Francorchamps
Euroformula Open
Qualifying
Provisional Results by Category



Clas	Nº	Driver	Nat	Cat	Clas	Team	Nat	Vehicle	Laps	Best	Time	Gap	Interval	Km/h
1	27	Louis Foster				CryptoTower Racing Team		Dallara F320 Spiess	8	6	2:10.295			193.5
2	21	Josh Mason				Double R Racing		Dallara F320 HWA	10	9	2:10.558	0.263	0.263	193.1
3	28	Cameron Das				Team Motopark		Dallara F320 Spiess	5	4	2:10.596	0.301	0.038	193.0
4	18	Nazim Azman				CryptoTower Racing Team		Dallara F320 Spiess	5	5	2:11.272	0.977	0.676	192.0
5	88	Filip Kaminiaz				CryptoTower Racing Team		Dallara F320 Spiess	9	8	2:12.051	1.756	0.779	190.9
6	40	Matthias Lüthen				Team Motopark		Dallara F320 Spiess	9	8	2:12.146	1.851	0.095	190.8
7	77	Vivien Keszthelyi				Team Motopark		Dallara F320 Spiess	9	8	2:12.557	2.262	0.411	190.2

Rookie														
1	25	Casper Stevenson		R	1	Van Amersfoort Racing		Dallara F320 HWA	9	7	2:10.958			192.5
2	31	Christian Mansell		R	2	Carlin		Dallara F320 Spiess	9	8	2:11.200	0.242	0.242	192.1
3	34	Enzo Trulli		R	3	Drivex School		Dallara F320 HWA	9	9	2:11.749	0.791	0.549	191.3
4	66	Zdenek Chovanec		R	4	Double R Racing		Dallara F320 HWA	9	7	2:11.774	0.816	0.025	191.3
5	35	Enzo Scionti		R	5	Drivex School		Dallara F320 HWA	9	7	2:12.320	1.362	0.546	190.5

*** PENALTIES**

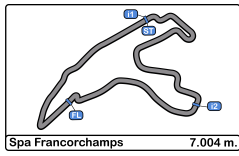
- CAR 40 TIME 2:16.707 DELETED TRACK LIMITS AT T 9
- CAR 77 TIME 2:38.259 DELETED TRACK LIMITS AT T 9
- CAR 27 TIME 2:17.511 DELETED TRACK LIMITS AT T 9
- CAR 77 TIME 2:13.986 DELETED TRACK LIMITS AT T 9

Published at:.....

Track Temp: 36.7 °C Air Temp: 23.8 °C Humidity: 60 % Track Status: DRY

Stewards:	Race Director:	Timekeeper: Luis Angel Garcia Nufez JOB/I-0020-ESP
------------------	-----------------------	---





Spa Francorchamps
Euroformula Open
Qualifying
Lap Analysis



18 Nazim Azman Dallara F320 Spiess **31** Christian Mansell Dallara F320 Spiess

CryptoTower Racing Team

Lap	D	Time	Sector 1	Sector 2	Sector 3	T. Spd	Elapsed
1		10:57:37.332	10:55:56.305	1:04.713	36.314	218.1	10:57:37.332
2		2:15.779	39.887	1:00.246	35.646	236.8	10:59:53.111
3		2:12.530	39.655	57.787	35.088	243.2	11:02:05.641
4		2:11.438	39.378	57.102	34.958	244.8	11:04:17.079
5		2:11.272	39.270	57.123	34.879	246.5	11:06:28.351

Rookie

Carlin

Lap	D	Time	Sector 1	Sector 2	Sector 3	T. Spd	Elapsed
1		10:43:34.351	10:41:13.505	1:23.473	57.373	209.7	10:43:34.351
2		2:29.851	45.341	1:06.930	37.580	215.5	10:46:04.202
3		2:12.925	39.305	58.470	35.150	247.7	10:48:17.127
4		2:21.615 P	39.475	1:00.138	42.002	244.8	10:50:38.742
5		7:09.260	5:26.744	1:05.824	36.692	191.4	10:57:48.002
6		2:25.267	39.842	59.377	46.048	246.0	11:00:13.269
7		2:11.569	39.104	57.724	34.741	246.5	11:02:24.838
8		2:11.200	38.923	57.515	34.762	248.2	11:04:36.038
9		2:11.218	38.869	57.600	34.749	251.1	11:06:47.256

21 Josh Mason Dallara F320 HWA

Double R Racing

Lap	D	Time	Sector 1	Sector 2	Sector 3	T. Spd	Elapsed
1		10:43:28.726	10:41:23.540	1:11.664	53.522	225.9	10:43:28.726
2		2:18.978	39.662	1:02.499	36.817	246.0	10:45:47.704
3		2:13.025	39.705	58.043	35.277	242.1	10:48:00.729
4		2:12.144	39.577	57.456	35.111	243.2	10:50:12.873
5		2:18.579 P	39.506	57.763	41.310	243.7	10:52:31.452
6		5:13.217	3:27.521	1:07.158	38.538	209.3	10:57:44.669
7		2:18.013	38.968	1:01.249	37.796	219.0	11:00:02.682
8		2:10.953	39.107	57.170	34.676	248.2	11:02:13.635
9		2:10.558	38.904	57.112	34.542	249.4	11:04:24.193
10		2:10.564	38.847	57.120	34.597	251.1	11:06:34.757

34 Enzo Trulli Dallara F320 HWA

Rookie

Drivex School

Lap	D	Time	Sector 1	Sector 2	Sector 3	T. Spd	Elapsed
1		10:42:53.401	10:41:05.877	1:07.769	39.755	192.1	10:42:53.401
2		2:22.138	43.273	1:01.875	36.990	225.9	10:45:15.539
3		2:13.285	39.776	58.323	35.186	237.8	10:47:28.824
4		2:13.185	39.725	58.207	35.253	236.8	10:49:42.009
5		2:21.386 P	39.694	58.362	43.330	241.6	10:52:03.395
6		6:42.998	5:04.380	1:02.225	36.393	222.2	10:58:46.393
7		2:15.194	40.306	59.356	35.532	237.8	11:01:01.587
8		2:12.032	39.641	57.401	34.990	238.9	11:03:13.619
9		2:11.749	39.498	57.212	35.039	242.1	11:05:25.368

25 Casper Stevenson Dallara F320 HWA

Rookie

Van Amersfoort Racing

Lap	D	Time	Sector 1	Sector 2	Sector 3	T. Spd	Elapsed
1		10:43:41.105	10:41:54.157	1:08.063	38.885	187.5	10:43:41.105
2		2:33.388	41.047	1:08.191	44.150	244.8	10:46:14.493
3		2:12.196	39.425	57.731	35.040	247.1	10:48:26.689
4		2:26.534 P	39.416	57.548	49.570	247.1	10:50:53.223
5		6:49.813	5:05.559	1:06.525	37.729	223.1	10:57:43.036
6		2:17.402	40.288	1:00.104	37.010	232.7	11:00:00.438
7		2:10.958	39.134	57.062	34.762	247.7	11:02:11.396
8		2:11.133	39.129	57.160	34.844	248.8	11:04:22.529
9		2:11.412	39.050	57.400	34.962	248.8	11:06:33.941

35 Enzo Scionti Dallara F320 HWA

Rookie

Drivex School

Lap	D	Time	Sector 1	Sector 2	Sector 3	T. Spd	Elapsed
1		10:43:15.937	10:41:13.761	1:13.827	48.349	148.7	10:43:15.937
2		2:36.042	49.173	1:07.381	39.488	191.4	10:45:51.979
3		2:14.020	39.956	58.679	35.385	241.6	10:48:05.999
4		2:55.231 P	42.345	1:22.550	50.336	241.0	10:51:01.230
5		6:49.352	5:06.790	1:06.049	36.513	173.6	10:57:50.582
6		2:14.678	39.866	59.112	35.700	247.1	11:00:05.260
7		2:12.320	39.365	58.005	34.950	247.1	11:02:17.580
8		2:12.689	39.266	58.121	35.302	247.1	11:04:30.269
9		2:13.015	39.607	58.102	35.306	245.4	11:06:43.284

27 Louis Foster Dallara F320 Spiess

CryptoTower Racing Team

Lap	D	Time	Sector 1	Sector 2	Sector 3	T. Spd	Elapsed
1		10:43:37.760	10:41:54.955	1:05.025	37.780	215.1	10:43:37.760
2		2:34.133	40.598	1:07.431	46.104	234.7	10:46:11.893
3		2:17.544 P	39.395	56.894	41.222	244.3	10:48:29.404
4		9:11.803	7:29.033	1:05.906	36.864	223.1	10:57:41.207
5		2:17.296	40.572	59.517	37.207	228.3	10:59:58.503
6		2:10.295	39.031	56.640	34.624	247.1	11:02:08.798
7		2:17.801	38.683	59.330	39.788	240.0	11:04:26.599
8		2:10.617	38.936	56.861	34.820	248.8	11:06:37.216

40 Matthias Lüthen Dallara F320 Spiess

Team Motopark

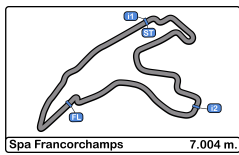
Lap	D	Time	Sector 1	Sector 2	Sector 3	T. Spd	Elapsed
1		10:43:30.979	10:41:22.896	1:11.064	57.019	212.1	10:43:30.979
2		2:35.400	39.825	1:13.343	42.232	244.8	10:46:06.379
3		2:13.015	39.446	58.475	35.094	245.4	10:48:19.394
4		2:24.416 P	39.058	59.786	45.572	249.4	10:50:43.810
5		7:09.396	5:23.279	1:09.140	36.977	197.4	10:57:53.206
6		2:16.707	40.175	1:00.225	36.307	246.0	11:00:09.913
7		2:12.462	39.361	58.067	35.034	246.0	11:02:22.375
8		2:12.146	39.113	57.921	35.112	247.1	11:04:34.521
9		2:12.166	39.122	57.932	35.112	247.1	11:06:46.687

28 Cameron Das Dallara F320 Spiess

Team Motopark

Lap	D	Time	Sector 1	Sector 2	Sector 3	T. Spd	Elapsed
1		10:57:28.354	10:55:47.877	1:04.139	36.338	226.4	10:57:28.354
2		2:15.737	40.444	59.531	35.762	237.8	10:59:44.091
3		2:10.963	39.434	56.634	34.895	242.1	11:01:55.054
4		2:10.596	39.334	56.427	34.835	243.2	11:04:05.650
5		2:10.904	39.327	56.582	34.995	243.2	11:06:16.554





Spa Francorchamps
Euroformula Open
Qualifying
Lap Analysis



66

Zdenek Chovanec

Dallara F320 HWA

Rookie

Double R Racing

Lap	D	Time	Sector 1	Sector 2	Sector 3	T. Spd	Elapsed
1		10:43:33.001	10:41:28.234	1:12.378	52.389	196.3	10:43:33.001
2		2:22.684	40.937	1:05.321	36.426	243.2	10:45:55.685
3		2:13.618	39.694	58.493	35.431	244.3	10:48:09.303
4		2:46.790 P	39.162	1:17.598	50.030	245.4	10:50:56.093
5		6:51.327	5:04.936	1:06.531	39.860	206.8	10:57:47.420
6		2:16.223	41.007	1:00.091	35.125	251.1	11:00:03.643
7		2:11.774	39.248	57.620	34.906	248.8	11:02:15.417
8		2:12.143	39.153	57.776	35.214	248.2	11:04:27.560
9		2:48.615 P	51.059	1:09.390	48.166	197.8	11:07:16.175

77

Vivien Keszthelyi

Dallara F320 Spiess

Team Motopark

Lap	D	Time	Sector 1	Sector 2	Sector 3	T. Spd	Elapsed
1		10:43:26.302	10:41:18.184	1:13.592	54.526	182.7	10:43:26.302
2		2:36.298	40.128	1:15.712	40.458	243.2	10:46:02.600
3		2:43.986	39.985	58.712	35.289	240.5	10:48:16.586
4		2:38.259 P	41.619	1:03.028	53.612	157.2	10:50:54.845
5		6:37.778	4:55.448	1:03.158	39.172	213.8	10:57:32.623
6		2:13.450	39.718	58.420	35.312	242.6	10:59:46.073
7		2:12.856	39.495	58.047	35.314	244.8	11:01:58.929
8		2:12.557	39.365	57.847	35.345	244.3	11:04:11.486
9		2:25.462 P	39.540	59.584	46.338	243.2	11:06:36.948

88

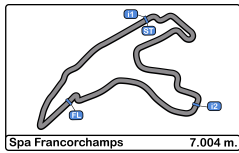
Filip Kaminiaz

Dallara F320 Spiess

CryptoTower Racing Team

Lap	D	Time	Sector 1	Sector 2	Sector 3	T. Spd	Elapsed
1		10:43:19.401	10:41:15.689	1:13.854	49.858	180.3	10:43:19.401
2		2:32.926	41.429	1:09.086	42.411	227.3	10:45:52.327
3		2:16.209	40.059	59.751	36.399	226.4	10:48:08.536
4		2:38.601 P	40.471	1:10.449	47.681	203.0	10:50:47.137
5		6:52.283	5:10.032	1:05.360	36.891	211.3	10:57:39.420
6		2:16.077	39.692	59.650	36.735	245.4	10:59:55.497
7		2:12.144	39.539	57.559	35.046	246.0	11:02:07.641
8		2:12.051	39.335	57.527	35.189	248.2	11:04:19.692
9		2:12.239	39.390	57.728	35.121	247.7	11:06:31.931





Spa Francorchamps
Euroformula Open
Qualifying
Best Sectors Results

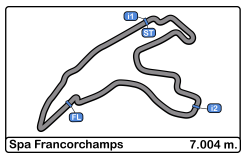


Sector - 1			Sector - 2			Sector - 3			Ideal Lap vs Best Lap						
Clas	Nº	Driver	Time	Nº	Driver	Time	Nº	Driver	Time	Clas	Nº	Driver	Ideal Lap	Best Lap	Clas
1	27	Louis Foster	38.683	28	Cameron Das	56.427	21	Josh Mason	34.542	1	27	Louis Foster	2:09.947	2:10.295	1
2	21	Josh Mason	38.847	27	Louis Foster	56.640	27	Louis Foster	34.624	2	21	Josh Mason	2:10.501	2:10.558	2
3	31	Christian Mansell	38.869	25	Casper Stevenson	57.062	31	Christian Mansell	34.741	3	28	Cameron Das	2:10.589	2:10.596	3
4	25	Casper Stevenson	39.050	18	Nazim Azman	57.102	25	Casper Stevenson	34.762	4	25	Casper Stevenson	2:10.874	2:10.958	4
5	40	Matthias Lüthen	39.058	21	Josh Mason	57.112	28	Cameron Das	34.835	5	31	Christian Mansell	2:11.125	2:11.200	5
6	66	Zdenek Chovanec	39.153	34	Enzo Trulli	57.212	18	Nazim Azman	34.879	6	18	Nazim Azman	2:11.251	2:11.272	6
7	35	Enzo Scionti	39.266	31	Christian Mansell	57.515	66	Zdenek Chovanec	34.906	7	66	Zdenek Chovanec	2:11.679	2:11.774	8
8	18	Nazim Azman	39.270	88	Filip Kaminiaz	57.527	35	Enzo Scionti	34.950	8	34	Enzo Trulli	2:11.700	2:11.749	7
9	28	Cameron Das	39.327	66	Zdenek Chovanec	57.620	34	Enzo Trulli	34.990	9	88	Filip Kaminiaz	2:11.908	2:12.051	9
10	88	Filip Kaminiaz	39.335	77	Vivien Keszthelyi	57.847	40	Matthias Lüthen	35.034	10	40	Matthias Lüthen	2:12.013	2:12.146	10
11	77	Vivien Keszthelyi	39.365	40	Matthias Lüthen	57.921	88	Filip Kaminiaz	35.046	11	35	Enzo Scionti	2:12.221	2:12.320	11
12	34	Enzo Trulli	39.498	35	Enzo Scionti	58.005	77	Vivien Keszthelyi	35.289	12	77	Vivien Keszthelyi	2:12.501	2:12.557	12



CIRCUIT DE SPA
FRANCORCHAMPS



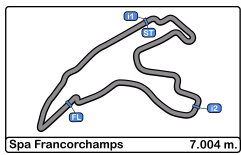


Spa Francorchamps
Euroformula Open
Qualifying
Best 5 Lap Times



Cls	N°	Driver	Nat	Cat	Cls	Team	Nat	Vehicle	Best 1		Best 2		Best 3		Best 4		Best 5	
									Time	Lap	Time	Lap	Time	Lap	Time	Lap	Time	Lap
1	27	Louis Foster				CryptoTower Racing Team		Dallara F320 Spiess	2:10.295	6	2:10.617	8	2:17.296	5	2:17.801	7	2:34.133	2
2	21	Josh Mason				Double R Racing		Dallara F320 HWA	2:10.558	9	2:10.564	10	2:10.953	8	2:12.144	4	2:13.025	3
3	28	Cameron Das				Team Motopark		Dallara F320 Spiess	2:10.596	4	2:10.904	5	2:10.963	3	2:15.737			
4	25	Casper Stevenson		R	1	Van Amersfoort Racing		Dallara F320 HWA	2:10.958	7	2:11.133	8	2:11.412	9	2:12.196	3	2:17.402	6
5	31	Christian Mansell		R	2	Carlin		Dallara F320 Spiess	2:11.200	8	2:11.218	9	2:11.569	7	2:12.925	3	2:21.615	4
6	18	Nazim Azman				CryptoTower Racing Team		Dallara F320 Spiess	2:11.272	5	2:11.438	4	2:12.530	3	2:15.779			
7	34	Enzo Trulli		R	3	Drivex School		Dallara F320 HWA	2:11.749	9	2:12.032	8	2:13.185	4	2:13.285	3	2:15.194	7
8	66	Zdenek Chovanec		R	4	Double R Racing		Dallara F320 HWA	2:11.774	7	2:12.143	8	2:13.618	3	2:16.223	6	2:22.684	2
9	88	Filip Kaminiarz				CryptoTower Racing Team		Dallara F320 Spiess	2:12.051	8	2:12.144	7	2:12.239	9	2:16.077	6	2:16.209	3
10	40	Matthias Lüthen				Team Motopark		Dallara F320 Spiess	2:12.146	8	2:12.166	9	2:12.462	7	2:13.015	3	2:24.416	4
11	35	Enzo Scionti		R	5	Drivex School		Dallara F320 HWA	2:12.320	7	2:12.689	8	2:13.015	9	2:14.020	3	2:14.678	6
12	77	Vivien Keszthelyi				Team Motopark		Dallara F320 Spiess	2:12.557	8	2:12.856	7	2:13.450	6	2:25.462	9	2:36.298	2



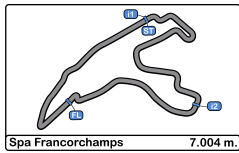


Spa Francorchamps
Euroformula Open
Qualifying
Best 5 Top Speeds



Clas	Nº	Driver	Nat	Cat	Cls	Team	Nat	Vehicle	Top 1		Top 2		Top 3		Top 4		Top 5		Avg
									Km/h	Lap	Km/h	Lap	Km/h	Lap	Km/h	Lap	Km/h	Lap	
1	21	Josh Mason				Double R Racing		Dallara F320 HWA	251.1	10	249.4	9	248.2	8	246.0	2	243.7	5	247.7
2	31	Christian Mansell		R	1	Carlin		Dallara F320 Spiess	251.1	9	248.2	8	247.7	3	246.5	7	246.0	6	247.9
3	66	Zdenek Chovanec		R	2	Double R Racing		Dallara F320 HWA	251.1	6	248.8	7	248.2	8	245.4	4	244.3	3	247.6
4	40	Matthias Lüthen				Team Motopark		Dallara F320 Spiess	249.4	4	247.1	8	247.1	9	246.0	6	246.0	7	247.1
5	25	Casper Stevenson		R	3	Van Amersfoort Racing		Dallara F320 HWA	248.8	8	248.8	9	247.7	7	247.1	3	247.1	4	247.9
6	27	Louis Foster				CryptoTower Racing Team		Dallara F320 Spiess	248.8	8	247.1	6	244.3	3	240.0	7	234.7	2	243.0
7	88	Filip Kaminiaz				CryptoTower Racing Team		Dallara F320 Spiess	248.2	8	247.7	9	246.0	7	245.4	6	227.3	2	242.9
8	35	Enzo Scionti		R	4	Drivex School		Dallara F320 HWA	247.1	6	247.1	7	247.1	8	245.4	9	241.6	3	245.6
9	18	Nazim Azman				CryptoTower Racing Team		Dallara F320 Spiess	246.5	5	244.8	4	243.2	3	236.8	2	218.1	1	237.9
10	77	Vivien Keszthelyi				Team Motopark		Dallara F320 Spiess	244.8	7	244.3	8	243.2	2	243.2	9	242.6	6	243.6
11	28	Cameron Das				Team Motopark		Dallara F320 Spiess	243.2	4	243.2	5	242.1	3	237.8	2	226.4	1	238.5
12	34	Enzo Trulli		R	5	Drivex School		Dallara F320 HWA	242.1	9	241.6	5	238.9	8	237.8	3	237.8	7	239.6



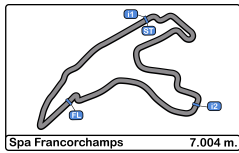


Spa Francorchamps
Euroformula Open
Qualifying
Fastest Laps Sequence



Lap	Time of Day	Session Time	N°	Driver	Nat	Cat	Team	Nat	Vehicle	Time	Km/h	
2	10:45:15.539	5:15.539	34	Enzo Trulli		ITA	R	Drivex School		ESP	Dallara F320 HWA	2:22.138 177.3
2	10:45:47.704	5:47.704	21	Josh Mason		GBR	Double R Racing		GBR	Dallara F320 HWA	2:18.978 181.4	
3	10:47:28.824	7:28.824	34	Enzo Trulli		ITA	R	Drivex School		ESP	Dallara F320 HWA	2:13.285 189.1
3	10:48:00.729	8:00.729	21	Josh Mason		GBR	Double R Racing		GBR	Dallara F320 HWA	2:13.025 189.5	
3	10:48:17.127	8:17.127	31	Christian Mansell		AUS	R	Carlin		GBR	Dallara F320 Spiess	2:12.925 189.6
3	10:48:26.689	8:26.689	25	Casper Stevenson		GBR	R	Van Amersfoort Racing		NLD	Dallara F320 HWA	2:12.196 190.7
4	10:50:12.873	10:12.873	21	Josh Mason		GBR	Double R Racing		GBR	Dallara F320 HWA	2:12.144 190.8	
3	11:01:55.054	21:55.054	28	Cameron Das		USA	Team Motopark		DEU	Dallara F320 Spiess	2:10.963 192.5	
6	11:02:08.798	22:08.798	27	Louis Foster		GBR	CryptoTower Racing Team		JPN	Dallara F320 Spiess	2:10.295 193.5	





Spa Francorchamps
Euroformula Open
Qualifying
Event Best Maximum Speed

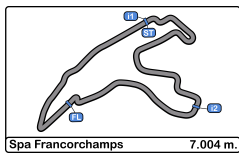


N°	Driver	Nat	Cat	Clas	Team	Nat	Vehicle	Km/h	Session
66	Zdenek Chovanec		PRT	R 1	Double R Racing		Dallara F320 HWA	251.1	Qualifying
21	Josh Mason		GBR		Double R Racing		Dallara F320 HWA	251.1	Qualifying
31	Christian Mansell		AUS	R 2	Carlin		Dallara F320 Spiess	251.1	Qualifying
40	Matthias Lüthen		DEU		Team Motopark		Dallara F320 Spiess	249.4	Qualifying
25	Casper Stevenson		GBR	R 3	Van Amersfoort Racing		Dallara F320 HWA	248.8	Free Practice - 1
27	Louis Foster		GBR		CryptoTower Racing Team		Dallara F320 Spiess	248.8	Qualifying
88	Filip Kaminiarz		POL		CryptoTower Racing Team		Dallara F320 Spiess	248.2	Qualifying
18	Nazim Azman		MYS		CryptoTower Racing Team		Dallara F320 Spiess	247.7	Free Practice - 1
35	Enzo Scionti		USA	R 4	Drivex School		Dallara F320 HWA	247.1	Qualifying
28	Cameron Das		USA		Team Motopark		Dallara F320 Spiess	246.0	Free Practice - 1
34	Enzo Trulli		ITA	R 5	Drivex School		Dallara F320 HWA	245.4	Free Practice - 1
77	Vivien Keszthelyi		HUN		Team Motopark		Dallara F320 Spiess	244.8	Qualifying



CIRCUIT DE SPA
FRANCORCHAMPS





Spa Francorchamps
Euroformula Open
Qualifying
Pit Stop Analysis



21 Josh Mason Dallara F320 HWA
Double R Racing

N°	In Day Time	In Time	Out Time	Pit Time	T. Pit Time	Handicap	Penalty
1	10:52:26.409	10:52:26.409	10:55:18.732	2:52.323	2:52.323		

25 Casper Stevenson Dallara F320 HWA
Rookie Van Amersfoort Racing

N°	In Day Time	In Time	Out Time	Pit Time	T. Pit Time	Handicap	Penalty
1	10:50:45.812	10:50:45.812	10:55:20.185	4:34.373	4:34.373		

27 Louis Foster Dallara F320 Spiess
CryptoTower Racing Team

N°	In Day Time	In Time	Out Time	Pit Time	T. Pit Time	Handicap	Penalty
1	10:48:23.869	10:48:23.869	10:55:17.594	6:53.725	6:53.725		

31 Christian Mansell Dallara F320 Spiess
Rookie Carlin

N°	In Day Time	In Time	Out Time	Pit Time	T. Pit Time	Handicap	Penalty
1	10:50:33.551	10:50:33.551	10:55:22.818	4:49.267	4:49.267		

34 Enzo Trulli Dallara F320 HWA
Rookie Drivex School

N°	In Day Time	In Time	Out Time	Pit Time	T. Pit Time	Handicap	Penalty
1	10:51:57.725	10:51:57.725	10:56:28.515	4:30.790	4:30.790		

35 Enzo Scionti Dallara F320 HWA
Rookie Drivex School

N°	In Day Time	In Time	Out Time	Pit Time	T. Pit Time	Handicap	Penalty
1	10:50:53.949	10:50:53.949	10:55:23.940	4:29.991	4:29.991		

40 Matthias Lüthen Dallara F320 Spiess
Team Motopark

N°	In Day Time	In Time	Out Time	Pit Time	T. Pit Time	Handicap	Penalty
1	10:50:38.146	10:50:38.146	10:55:26.564	4:48.418	4:48.418		

66 Zdenek Chovanec Dallara F320 HWA
Rookie Double R Racing

N°	In Day Time	In Time	Out Time	Pit Time	T. Pit Time	Handicap	Penalty
1	10:50:49.116	10:50:49.116	10:55:21.452	4:32.336	4:32.336		

77 Vivien Keszthelyi Dallara F320 Spiess
Team Motopark

N°	In Day Time	In Time	Out Time	Pit Time	T. Pit Time	Handicap	Penalty
1	10:50:47.134	10:50:47.134	10:55:11.031	4:23.897	4:23.897		

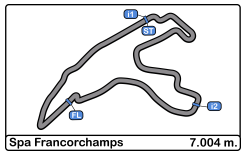
88 Filip Kaminiarz Dallara F320 Spiess
CryptoTower Racing Team

N°	In Day Time	In Time	Out Time	Pit Time	T. Pit Time	Handicap	Penalty
1	10:50:41.003	10:50:41.003	10:55:15.651	4:34.648	4:34.648		



CIRCUIT DE SPA
FRANCORCHAMPS

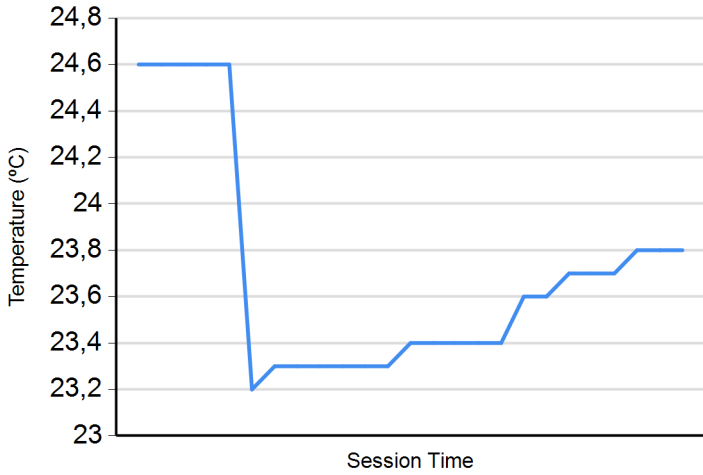




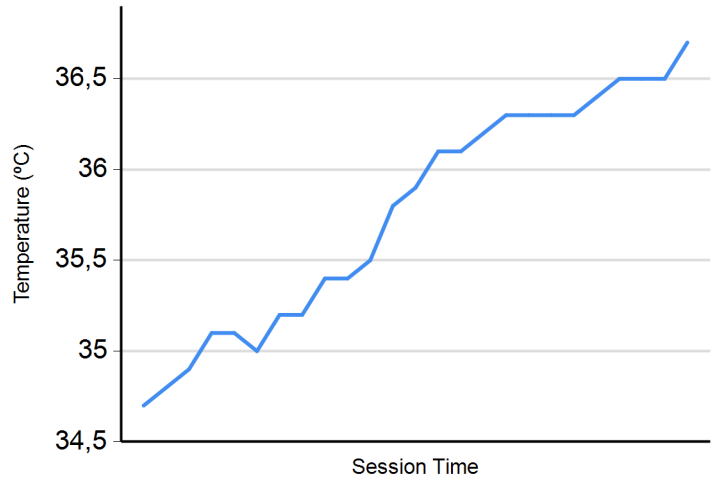
Spa Francorchamps
Euroformula Open
Qualifying
Weather Report



Air Temperature



Track Temperature



Humidity

