

Spa Francorchamps
Euroformula Open
Free Practice - 1
Provisional Results



Clas	Nº	Driver	Nat	Cat	Clas	Team	Nat	Vehicle	Laps	Best	Time	Gap	Interval	Km/h
1	25	Casper Stevenson		R	1	Van Amersfoort Racing		Dallara F320 HWA	14	12	2:11.788			191.3
2	28	Cameron Das				Team Motopark		Dallara F320 Spiess	12	12	2:11.884	0.096	0.096	191.1
3	27	Louis Foster				CryptoTower Racing Team		Dallara F320 Spiess	11	9	2:12.083	0.295	0.199	190.8
4	18	Nazim Azman				CryptoTower Racing Team		Dallara F320 Spiess	13	12	2:13.145	1.357	1.062	189.3
5	21	Josh Mason				Double R Racing		Dallara F320 HWA	10	9	2:13.204	1.416	0.059	189.2
6	88	Filip Kaminiaz				CryptoTower Racing Team		Dallara F320 Spiess	13	12	2:13.273	1.485	0.069	189.1
7	31	Christian Mansell		R	2	Carlin		Dallara F320 Spiess	13	8	2:13.555	1.767	0.282	188.7
8	66	Zdenek Chovanec		R	3	Double R Racing		Dallara F320 HWA	11	9	2:14.154	2.366	0.599	187.9
9	40	Matthias Lüthen				Team Motopark		Dallara F320 Spiess	12	10	2:14.919	3.131	0.765	186.8
10	35	Enzo Scionti		R	4	Drivex School		Dallara F320 HWA	13	11	2:15.469	3.681	0.550	186.1
11	34	Enzo Trulli		R	5	Drivex School		Dallara F320 HWA	4	3	2:16.381	4.593	0.912	184.8
12	77	Vivien Keszthelyi				Team Motopark		Dallara F320 Spiess	1	1	9:23:54.349	9:21:42.5	9:21:37.9	00.0

*** PENALTIES**

- CAR 27 TIME 2:17.085 DELETED TRACK LIMITS AT T 9
- CAR 35 TIME 2:17.304 DELETED TRACK LIMITS AT T 9
- CAR 34 TIME 2:14.465 DELETED TRACK LIMITS AT T 9
- CAR 25 TIME 2:13.447 DELETED TRACK LIMITS AT T 19 - FOLLOWING LAP WILL ALSO BE DELETED
- CAR 35 TIME 2:15.993 DELETED TRACK LIMITS AT T 19 - FOLLOWING LAP WILL ALSO BE DELETED
- CAR 35 TIME 2:16.198 DELETED TRACK LIMITS AT T 9
- CAR 35 TIME 2:15.978 DELETED TRACK LIMITS AT T 19
- CAR 66 TIME 2:14.903 DELETED TRACK LIMITS AT T 9
- CAR 35 TIME 2:15.996 DELETED TRACK LIMITS AT T 19

Published at:.....

Track Temp: 27.7 °C Air Temp: 23.5 °C Humidity: 66 % Track Status: DRY

Stewards:

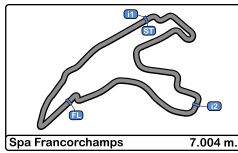
Race Director:

Timekeeper:

Luis Angel García Nuñez

JOB/I-0020-ESP





Spa Francorchamps
Euroformula Open
Free Practice - 1
Provisional Results by Category



Clas	Nº	Driver	Nat	Cat	Clas	Team	Nat	Vehicle	Laps	Best	Time	Gap	Interval	Km/h
1	28	Cameron Das				Team Motopark		Dallara F320 Spiess	12	12	2:11.884			191.1
2	27	Louis Foster				CryptoTower Racing Team		Dallara F320 Spiess	11	9	2:12.083	0.199	0.199	190.8
3	18	Nazim Azman				CryptoTower Racing Team		Dallara F320 Spiess	13	12	2:13.145	1.261	1.062	189.3
4	21	Josh Mason				Double R Racing		Dallara F320 HWA	10	9	2:13.204	1.320	0.059	189.2
5	88	Filip Kaminiaz				CryptoTower Racing Team		Dallara F320 Spiess	13	12	2:13.273	1.389	0.069	189.1
6	40	Matthias Lüthen				Team Motopark		Dallara F320 Spiess	12	10	2:14.919	3.035	1.646	186.8
7	77	Vivien Keszthelyi				Team Motopark		Dallara F320 Spiess	1	1	9:23:54.349	9:21:42.4	9:21:39.4	00.0

Rookie														
1	25	Casper Stevenson		R	1	Van Amersfoort Racing		Dallara F320 HWA	14	12	2:11.788			191.3
2	31	Christian Mansell		R	2	Carlin		Dallara F320 Spiess	13	8	2:13.555	1.767	1.767	188.7
3	66	Zdenek Chovanec		R	3	Double R Racing		Dallara F320 HWA	11	9	2:14.154	2.366	0.599	187.9
4	35	Enzo Scionti		R	4	Drivex School		Dallara F320 HWA	13	11	2:15.469	3.681	1.315	186.1
5	34	Enzo Trulli		R	5	Drivex School		Dallara F320 HWA	4	3	2:16.381	4.593	0.912	184.8

*** PENALTIES**

- CAR 27 TIME 2:17.085 DELETED TRACK LIMITS AT T 9
- CAR 35 TIME 2:17.304 DELETED TRACK LIMITS AT T 9
- CAR 34 TIME 2:14.465 DELETED TRACK LIMITS AT T 9
- CAR 25 TIME 2:13.447 DELETED TRACK LIMITS AT T 19 - FOLLOWING LAP WILL ALSO BE DELETED
- CAR 35 TIME 2:15.993 DELETED TRACK LIMITS AT T 19 - FOLLOWING LAP WILL ALSO BE DELETED
- CAR 35 TIME 2:16.198 DELETED TRACK LIMITS AT T 9
- CAR 35 TIME 2:15.978 DELETED TRACK LIMITS AT T 19
- CAR 66 TIME 2:14.903 DELETED TRACK LIMITS AT T 9
- CAR 35 TIME 2:15.996 DELETED TRACK LIMITS AT T 19

Published at:.....

Track Temp: 27.7 °C Air Temp: 23.5 °C Humidity: 66 % Track Status: DRY

Stewards:	Race Director:	Timekeeper: Luis Angel Garcia Nufez JOB/I-0020-ESP
------------------	-----------------------	---





Spa Francorchamps
Euroformula Open
Free Practice - 1
Lap Analysis



18

Nazim Azman

Dallara F320 Spiess 27

Louis Foster

Dallara F320 Spiess

CryptoTower Racing Team

CryptoTower Racing Team

Lap	D	Time	Sector 1	Sector 2	Sector 3	T. Spd	Elapsed	Lap	D	Time	Sector 1	Sector 2	Sector 3	T. Spd	Elapsed
1		9:03:50.009 P	9:01:32.090	1:19.669	58.250	170.8	9:03:50.009	1		9:03:32.030	9:01:43.937	1:08.112	39.981	197.8	9:03:32.030
2		4:44.726	2:58.370	1:07.614	38.742	208.4	9:08:34.735	2		2:47.085	40.385	1:00.805	35.895	241.0	9:05:49.115
3		2:23.144	42.255	1:03.730	37.159	224.0	9:10:57.879	3		2:14.621	39.714	59.484	35.423	244.8	9:08:03.736
4		2:50.701 P	40.196	1:15.677	54.828	242.1	9:13:48.580	4		2:13.683	39.517	58.919	35.247	246.5	9:10:17.419
5		6:59.014	5:18.388	1:04.225	36.401	235.8	9:20:47.594	5		2:26.147 P	39.503	1:01.935	44.709	246.5	9:12:43.566
6		2:16.199	39.743	1:00.949	35.507	245.4	9:23:03.793	6		17:27.945	15:49.513	1:01.815	36.617	219.0	9:30:11.511
7		2:25.990 P	39.462	1:00.460	46.068	247.7	9:25:29.783	7		2:12.754	39.674	57.979	35.101	243.7	9:32:24.265
8		6:28.379	4:45.925	1:04.920	37.534	198.5	9:31:58.162	8		2:12.346	39.551	57.677	35.118	243.7	9:34:36.611
9		2:18.661	41.040	1:01.091	36.530	225.0	9:34:16.823	9		2:12.083	39.545	57.498	35.040	245.4	9:36:48.694
10		2:14.163	39.646	59.220	35.297	244.8	9:36:30.986	10		2:40.251	41.138	1:12.449	46.664	201.1	9:39:28.945
11		2:13.162	39.493	58.398	35.271	244.8	9:38:44.148	11		2:18.218 P	39.492	57.645	41.081	246.0	9:41:47.163
12		2:13.145	39.455	58.477	35.213	245.4	9:40:57.293								
13		2:26.873 P	39.787	1:01.349	45.737	243.2	9:43:24.166								

21

Josh Mason

Dallara F320 HWA

28

Cameron Das

Dallara F320 Spiess

Double R Racing

Team Motopark

Lap	D	Time	Sector 1	Sector 2	Sector 3	T. Spd	Elapsed	Lap	D	Time	Sector 1	Sector 2	Sector 3	T. Spd	Elapsed
1		9:11:34.662	9:09:47.683	1:08.338	38.641	202.2	9:11:34.662	1		9:03:17.778 P	9:01:18.811	1:09.403	49.564	222.2	9:03:17.778
2		3:17.815 P	51.661	1:27.897	58.257	154.0	9:14:52.477	2		4:40.324	3:03.586	1:00.929	35.809	235.2	9:07:58.102
3		5:58.932	4:17.485	1:05.313	36.134	240.0	9:20:51.409	3		2:14.412	39.672	59.387	35.353	243.7	9:10:12.514
4		2:15.341	40.072	59.012	36.257	243.2	9:23:06.750	4		2:24.004 P	39.502	58.771	45.731	244.3	9:12:36.518
5		2:14.668	39.827	59.222	35.619	243.7	9:25:21.418	5		8:06.327	6:28.713	1:01.416	36.198	233.2	9:20:42.845
6		3:44.235 P	40.259	1:36.012	1:27.964	237.3	9:29:05.653	6		2:13.272	39.581	58.566	35.125	244.3	9:22:56.117
7		5:06.233	3:24.654	1:04.380	37.199	205.7	9:34:11.886	7		2:13.181	39.418	58.591	35.172	245.4	9:25:09.298
8		2:14.195	39.989	58.743	35.463	240.5	9:36:26.081	8		2:20.270 P	39.473	58.648	42.149	246.0	9:27:29.568
9		2:13.204	39.784	58.195	35.225	242.6	9:38:39.285	9		7:25.190	5:46.565	1:02.730	35.895	234.7	9:34:54.758
10		2:20.866 P	40.394	58.354	42.118	242.6	9:41:00.151	10		2:19.019	39.610	1:03.186	36.223	238.9	9:37:13.777
								11		2:12.083	39.503	57.608	34.972	242.6	9:39:25.860
								12		2:11.884	39.480	57.335	35.069	243.2	9:41:37.744

25

Casper Stevenson

Dallara F320 HWA

31

Christian Mansell

Dallara F320 Spiess

Rookie

Van Amersfoort Racing

Rookie

Carlin

Lap	D	Time	Sector 1	Sector 2	Sector 3	T. Spd	Elapsed	Lap	D	Time	Sector 1	Sector 2	Sector 3	T. Spd	Elapsed
1		9:02:59.130	9:01:07.695	1:12.162	39.273	186.8	9:02:59.130	1		9:03:05.952	9:01:11.285	1:16.426	38.241	179.4	9:03:05.952
2		2:32.100	44.520	1:05.889	41.691	232.2	9:05:31.230	2		2:21.050	41.927	1:03.586	35.537	211.7	9:05:27.002
3		2:15.638	40.022	1:00.147	35.469	244.8	9:07:46.868	3		2:16.458	39.968	1:00.873	35.617	242.6	9:07:43.460
4		2:16.611	39.651	59.098	37.862	247.1	9:10:03.479	4		2:14.748	39.879	59.275	35.594	242.6	9:09:58.208
5		2:38.742 P	41.421	1:07.759	49.562	244.8	9:12:42.221	5		2:31.615 P	39.722	58.686	53.207	242.6	9:12:29.823
6		8:02.896	6:18.632	1:07.154	37.110	203.7	9:20:45.117	6		8:08.555	6:30.336	1:02.701	35.518	222.6	9:20:38.378
7		2:43.447	39.572	58.756	35.119	246.0	9:22:58.564	7		2:14.078	39.738	58.847	35.493	243.2	9:22:52.456
8		2:22.777 P	39.377	58.568	44.832	248.2	9:25:21.341	8		2:13.555	39.736	58.382	35.437	242.1	9:25:06.011
9		6:45.429	5:01.728	1:06.619	37.082	196.3	9:32:06.770	9		2:15.597	39.717	58.507	37.373	242.1	9:27:21.608
10		2:16.309	40.219	1:00.399	35.691	243.7	9:34:23.079	10		2:24.248	41.220	1:05.942	37.086	223.6	9:29:45.856
11		2:12.283	39.574	57.694	35.015	246.0	9:36:35.362	11		2:24.084 P	39.463	1:00.851	43.770	244.8	9:32:09.940
12		2:11.788	39.348	57.492	34.948	248.2	9:38:47.150	12		7:51.931	6:12.422	1:02.330	37.179	213.4	9:40:01.871
13		2:11.801	39.318	57.640	34.843	248.8	9:40:58.951	13		2:14.263	39.792	59.128	35.343	244.8	9:42:16.134
14		2:29.287 P	44.789	1:00.126	44.372	244.8	9:43:28.238								

34

Enzo Trulli

Dallara F320 HWA

Rookie

Drivex School

Lap	D	Time	Sector 1	Sector 2	Sector 3	T. Spd	Elapsed
1		9:03:16.271	9:01:22.289	1:12.646	41.336	180.0	9:03:16.271
2		2:26.836	46.016	1:04.608	36.212	203.3	9:05:43.107
3		2:16.381	40.178	1:00.671	35.532	242.6	9:07:59.488
4		2:14.465	39.593	59.403	35.469	244.3	9:10:13.953
5			39.734			245.4	





Spa Francorchamps
Euroformula Open
Free Practice - 1
Lap Analysis



35

Enzo Scionti

Dallara F320 HWA **88**

Filip Kaminiarz

Dallara F320 Spiess

Rookie

Drivex School

CryptoTower Racing Team

Lap	D	Time	Sector 1	Sector 2	Sector 3	T. Spd	Elapsed	Lap	D	Time	Sector 1	Sector 2	Sector 3	T. Spd	Elapsed
1		9:04:11.794	9:02:07.321	1:16.783	47.690	136.3	9:04:11.794	1		9:04:37.282 P	9:02:35.836	1:12.467	48.979	200.0	9:04:37.282
2		2:27.185	44.913	1:05.592	36.680	221.3	9:06:38.979	2		4:12.162	2:19.190	1:08.444	44.528	199.2	9:08:49.444
3		2:47.304	40.737	1:00.548	36.019	240.5	9:08:56.283	3		2:18.272	40.269	1:01.976	36.027	243.7	9:11:07.716
4		2:15.780	40.222	59.858	35.700	241.6	9:11:12.063	4		2:49.033 P	39.803	1:17.810	51.420	244.8	9:13:56.749
5		2:56.674 P	40.151	1:18.672	57.851	217.7	9:14:08.737	5		6:59.973	5:12.924	1:08.310	38.739	221.3	9:20:56.722
6		7:22.521	5:23.550	1:10.971	48.000	154.9	9:21:31.258	6		2:17.004	39.899	1:01.142	35.963	243.7	9:23:13.726
7		2:40.936	46.820	1:07.171	46.945	187.1	9:24:12.194	7		2:15.345	39.883	59.704	35.758	243.7	9:25:29.071
8		2:45.993	40.360	59.872	35.761	241.0	9:26:28.187	8		2:27.373 P	39.683	1:02.533	45.157	243.7	9:27:56.444
9		2:46.498	40.268	59.593	36.337	240.5	9:28:44.385	9		5:13.427	3:27.107	1:07.515	38.805	213.4	9:33:09.871
10		2:46.978	40.044	1:00.067	35.867	240.0	9:31:00.363	10		2:15.326	40.149	59.417	35.760	240.5	9:35:25.197
11		2:15.469	40.151	59.592	35.726	241.0	9:33:15.832	11		2:13.661	39.606	58.676	35.379	243.2	9:37:38.858
12		2:45.996	39.984	1:00.074	35.938	242.1	9:35:31.828	12		2:13.273	39.592	58.428	35.253	243.7	9:39:52.131
13		6:03.422 P	40.898	1:01.328	4:21.196	223.6	9:41:35.250	13		2:23.831 P	39.570	1:01.386	42.875	245.4	9:42:15.962

40

Matthias Lüthen

Dallara F320 Spiess

Team Motopark

Lap	D	Time	Sector 1	Sector 2	Sector 3	T. Spd	Elapsed
1		9:03:40.202 P	9:01:25.878	1:22.013	52.311	161.6	9:03:40.202
2		17:18.379	15:26.082	1:12.780	39.517	202.6	9:20:58.581
3		2:17.972	40.635	1:01.460	35.877	243.2	9:23:16.553
4		2:17.839	39.925	1:02.199	35.715	246.0	9:25:34.392
5		2:15.832	39.656	1:00.612	35.564	244.8	9:27:50.224
6		2:15.328	39.767	59.910	35.651	243.7	9:30:05.552
7		2:15.437	39.657	1:00.028	35.752	244.3	9:32:20.989
8		2:59.228	48.823	1:17.562	52.843	192.8	9:35:20.217
9		2:15.548	39.946	1:00.039	35.563	244.3	9:37:35.765
10		2:14.919	39.827	59.629	35.463	243.2	9:39:50.684
11		2:15.083	39.662	59.803	35.618	243.2	9:42:05.767
12		2:54.762 P	55.590	1:08.991	50.181	209.3	9:45:00.529

66

Zdenek Chovanec

Dallara F320 HWA

Rookie

Double R Racing

Lap	D	Time	Sector 1	Sector 2	Sector 3	T. Spd	Elapsed
1		9:03:15.848 P	9:01:10.218	1:16.255	49.375	169.0	9:03:15.848
2		11:15.327 P	8:57.719	1:24.766	52.842	140.4	9:14:31.175
3		8:29.786	6:41.067	1:07.673	41.046	218.1	9:23:00.961
4		2:24.317	41.275	1:06.189	36.853	237.8	9:25:25.278
5		2:15.329	40.063	59.681	35.585	242.1	9:27:40.607
6		2:15.130	40.113	59.348	35.669	240.5	9:29:55.737
7		2:15.503	40.041	59.387	36.075	242.1	9:32:11.240
8		2:44.903	39.839	59.400	35.664	242.6	9:34:26.143
9		2:14.154	39.800	58.938	35.416	243.2	9:36:40.297
10		2:14.450	40.032	58.904	35.514	243.2	9:38:54.747
11		2:26.617 P	39.944	59.405	47.268	243.7	9:41:21.364

77

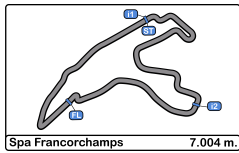
Vivien Keszthelyi

Dallara F320 Spiess

Team Motopark

Lap	D	Time	Sector 1	Sector 2	Sector 3	T. Spd	Elapsed
1		9:23:54.349			9:23:54.349		9:23:54.349



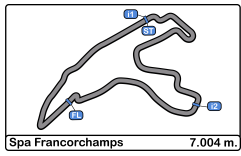


Spa Francorchamps
Euroformula Open
Free Practice - 1
Best Sectors Results



Sector - 1			Sector - 2			Sector - 3			Ideal Lap vs Best Lap						
Clas	Nº	Driver	Time	Nº	Driver	Time	Nº	Driver	Time	Clas	Nº	Driver	Ideal Lap	Best Lap	Clas
1	25	Casper Stevenson	39.318	28	Cameron Das	57.335	25	Casper Stevenson	34.843	1	25	Casper Stevenson	2:11.653	2:11.788	1
2	28	Cameron Das	39.418	25	Casper Stevenson	57.492	28	Cameron Das	34.972	2	28	Cameron Das	2:11.725	2:11.884	2
3	18	Nazim Azman	39.455	27	Louis Foster	57.498	27	Louis Foster	35.040	3	27	Louis Foster	2:12.030	2:12.083	3
4	31	Christian Mansell	39.463	21	Josh Mason	58.195	18	Nazim Azman	35.213	4	18	Nazim Azman	2:13.066	2:13.145	4
5	27	Louis Foster	39.492	31	Christian Mansell	58.382	21	Josh Mason	35.225	5	31	Christian Mansell	2:13.188	2:13.555	7
6	88	Filip Kaminiarz	39.570	18	Nazim Azman	58.398	88	Filip Kaminiarz	35.253	6	21	Josh Mason	2:13.204	2:13.204	5
7	34	Enzo Trulli	39.593	88	Filip Kaminiarz	58.428	31	Christian Mansell	35.343	7	88	Filip Kaminiarz	2:13.251	2:13.273	6
8	40	Matthias Lüthen	39.656	66	Zdenek Chovanec	58.904	66	Zdenek Chovanec	35.416	8	66	Zdenek Chovanec	2:14.120	2:14.154	8
9	21	Josh Mason	39.784	34	Enzo Trulli	59.403	40	Matthias Lüthen	35.463	9	34	Enzo Trulli	2:14.465	2:16.381	11
10	66	Zdenek Chovanec	39.800	35	Enzo Scionti	59.592	34	Enzo Trulli	35.469	10	40	Matthias Lüthen	2:14.748	2:14.919	9
11	35	Enzo Scionti	39.984	40	Matthias Lüthen	59.629	35	Enzo Scionti	35.700	11	35	Enzo Scionti	2:15.276	2:15.469	10
12	77	Vivien Keszthelyi	Transpo	77	Vivien Keszthelyi	Transpo	77	Vivien Keszthelyi	Transpo	12	77	Vivien Keszthelyi	Transpo	Transpo	12



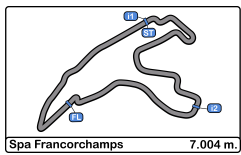


Spa Francorchamps
Euroformula Open
Free Practice - 1
Best 5 Lap Times



Cls	N°	Driver	Nat	Cat	Cls	Team	Nat	Vehicle	Best 1		Best 2		Best 3		Best 4		Best 5	
									Time	Lap	Time	Lap	Time	Lap	Time	Lap	Time	Lap
1	25	Casper Stevenson		R	1	Van Amersfoort Racing		Dallara F320 HWA	2:11.788	12	2:11.801	13	2:12.283	11	2:15.638	3	2:16.309	10
2	28	Cameron Das				Team Motopark		Dallara F320 Spiess	2:11.884	12	2:12.083	11	2:13.181	7	2:13.272	6	2:14.412	3
3	27	Louis Foster				CryptoTower Racing Team		Dallara F320 Spiess	2:12.083	9	2:12.346	8	2:12.754	7	2:13.683	4	2:14.621	3
4	18	Nazim Azman				CryptoTower Racing Team		Dallara F320 Spiess	2:13.145	12	2:13.162	11	2:14.163	10	2:16.199	6	2:18.661	9
5	21	Josh Mason				Double R Racing		Dallara F320 HWA	2:13.204	9	2:14.195	8	2:14.668	5	2:15.341	4	2:20.866	10
6	88	Filip Kaminiarz				CryptoTower Racing Team		Dallara F320 Spiess	2:13.273	12	2:13.661	11	2:15.326	10	2:15.345	7	2:17.004	6
7	31	Christian Mansell		R	2	Carlin		Dallara F320 Spiess	2:13.555	8	2:14.078	7	2:14.263	13	2:14.748	4	2:15.597	9
8	66	Zdenek Chovanec		R	3	Double R Racing		Dallara F320 HWA	2:14.154	9	2:14.450	10	2:15.130	6	2:15.329	5	2:15.503	7
9	40	Matthias Lüthen				Team Motopark		Dallara F320 Spiess	2:14.919	10	2:15.083	11	2:15.328	6	2:15.437	7	2:15.548	9
10	35	Enzo Scionti		R	4	Drivex School		Dallara F320 HWA	2:15.469	11	2:15.780	4	2:27.185	2	2:40.936	7	6:03.422	13
11	34	Enzo Trulli		R	5	Drivex School		Dallara F320 HWA	2:16.381	3	2:26.836	2						
12	77	Vivien Keszthelyi				Team Motopark		Dallara F320 Spiess										



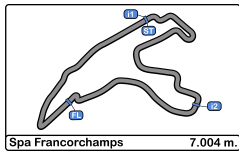


Spa Francorchamps
Euroformula Open
Free Practice - 1
Best 5 Top Speeds



Clas	Nº	Driver	Nat	Cat	Cls	Team	Nat	Vehicle	Top 1		Top 2		Top 3		Top 4		Top 5		Avg
									Km/h	Lap	Km/h	Lap	Km/h	Lap	Km/h	Lap	Km/h	Lap	
1	25	Casper Stevenson		R	1	Van Amersfoort Racing		Dallara F320 HWA	248.8	13	248.2	8	248.2	12	247.1	4	246.0	7	247.7
2	18	Nazim Azman		R	1	CryptoTower Racing Team		Dallara F320 Spiess	247.7	7	245.4	6	245.4	12	244.8	10	244.8	11	245.6
3	27	Louis Foster		R	1	CryptoTower Racing Team		Dallara F320 Spiess	246.5	4	246.5	5	246.0	11	245.4	9	244.8	3	245.9
4	28	Cameron Das		R	1	Team Motopark		Dallara F320 Spiess	246.0	8	245.4	7	244.3	4	244.3	6	243.7	3	244.7
5	40	Matthias Lüthen		R	1	Team Motopark		Dallara F320 Spiess	246.0	4	244.8	5	244.3	7	244.3	9	243.7	6	244.6
6	34	Enzo Trulli		R	2	Drivex School		Dallara F320 HWA	245.4	5	244.3	4	242.6	3	203.3	2	180.0	1	223.1
7	88	Filip Kaminiaz		R	1	CryptoTower Racing Team		Dallara F320 Spiess	245.4	13	244.8	4	243.7	3	243.7	6	243.7	7	244.3
8	31	Christian Mansell		R	3	Carlin		Dallara F320 Spiess	244.8	11	244.8	13	243.2	7	242.6	3	242.6	4	243.6
9	21	Josh Mason		R	1	Double R Racing		Dallara F320 HWA	243.7	5	243.2	4	242.6	9	242.6	10	240.5	8	242.5
10	66	Zdenek Chovanec		R	4	Double R Racing		Dallara F320 HWA	243.7	11	243.2	9	243.2	10	242.6	8	242.1	5	243.0
11	35	Enzo Scionti		R	5	Drivex School		Dallara F320 HWA	242.1	12	241.6	4	241.0	8	241.0	11	240.5	3	241.2



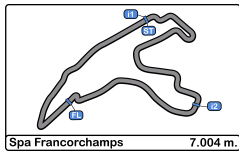


Spa Francorchamps
Euroformula Open
Free Practice - 1
Fastest Laps Sequence



Lap	Time of Day	Session Time	N°	Driver	Nat	Cat	Team	Nat	Vehicle	Time	Km/h
2	9:05:27.002	5:27.002	31	Christian Mansell		AUS	R Carlin		Dallara F320 Spiess	2:21.050	178.7
3	9:07:43.460	7:43.460	31	Christian Mansell		AUS	R Carlin		Dallara F320 Spiess	2:16.458	184.7
3	9:07:46.868	7:46.868	25	Casper Stevenson		GBR	R Van Amersfoort Racing		Dallara F320 HWA	2:15.638	185.8
3	9:08:03.736	8:03.736	27	Louis Foster		GBR	CryptoTower Racing Team		Dallara F320 Spiess	2:14.621	187.2
3	9:10:12.514	10:12.514	28	Cameron Das		USA	Team Motopark		Dallara F320 Spiess	2:14.412	187.5
4	9:10:17.419	10:17.419	27	Louis Foster		GBR	CryptoTower Racing Team		Dallara F320 Spiess	2:13.683	188.6
6	9:22:56.117	22:56.117	28	Cameron Das		USA	Team Motopark		Dallara F320 Spiess	2:13.272	189.1
7	9:25:09.298	25:09.298	28	Cameron Das		USA	Team Motopark		Dallara F320 Spiess	2:13.181	189.3
7	9:32:24.265	32:24.265	27	Louis Foster		GBR	CryptoTower Racing Team		Dallara F320 Spiess	2:12.754	189.9
8	9:34:36.611	34:36.611	27	Louis Foster		GBR	CryptoTower Racing Team		Dallara F320 Spiess	2:12.346	190.5
11	9:36:35.362	36:35.362	25	Casper Stevenson		GBR	R Van Amersfoort Racing		Dallara F320 HWA	2:12.283	190.6
9	9:36:48.694	36:48.694	27	Louis Foster		GBR	CryptoTower Racing Team		Dallara F320 Spiess	2:12.083	190.8
12	9:38:47.150	38:47.150	25	Casper Stevenson		GBR	R Van Amersfoort Racing		Dallara F320 HWA	2:11.788	191.3





Spa Francorchamps
Euroformula Open
Free Practice - 1
Event Best Maximum Speed

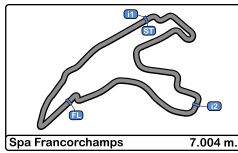


Nº	Driver	Nat	Cat	Clas	Team	Nat	Vehicle	Km/h	Session	
25	Casper Stevenson		GBR	R	1	Van Amersfoort Racing		Dallara F320 HWA	248.8	Free Practice - 1
18	Nazim Azman		MYS			CryptoTower Racing Team		Dallara F320 Spiess	247.7	Free Practice - 1
27	Louis Foster		GBR			CryptoTower Racing Team		Dallara F320 Spiess	246.5	Free Practice - 1
40	Matthias Lüthen		DEU			Team Motopark		Dallara F320 Spiess	246.0	Free Practice - 1
28	Cameron Das		USA			Team Motopark		Dallara F320 Spiess	246.0	Free Practice - 1
34	Enzo Trulli		ITA	R	2	Drivex School		Dallara F320 HWA	245.4	Free Practice - 1
88	Filip Kaminiarz		POL			CryptoTower Racing Team		Dallara F320 Spiess	245.4	Free Practice - 1
31	Christian Mansell		AUS	R	3	Carlin		Dallara F320 Spiess	244.8	Free Practice - 1
21	Josh Mason		GBR			Double R Racing		Dallara F320 HWA	243.7	Free Practice - 1
66	Zdenek Chovanec		CZE	R	4	Double R Racing		Dallara F320 HWA	243.7	Free Practice - 1
35	Enzo Scionti		USA	R	5	Drivex School		Dallara F320 HWA	242.1	Free Practice - 1



CIRCUIT DE SPA
FRANCORCHAMPS





Spa Francorchamps
Euroformula Open
Free Practice - 1
Pit Stop Analysis



18 Nazim Azman Dallara F320 Spiess
CryptoTower Racing Team

N°	In Day Time	In Time	Out Time	Pit Time	T. Pit Time	Handicap	Penalty
1	9:03:42.789	9:03:42.789	9:29:34.696	25:51.907	25:51.907		

21 Josh Mason Dallara F320 HWA
Double R Racing

N°	In Day Time	In Time	Out Time	Pit Time	T. Pit Time	Handicap	Penalty
1	9:14:46.226	9:14:46.226	9:31:51.812	17:05.586	17:05.586		

25 Casper Stevenson Dallara F320 HWA
Rookie Van Amersfoort Racing

N°	In Day Time	In Time	Out Time	Pit Time	T. Pit Time	Handicap	Penalty
1	9:12:36.863	9:12:36.863	9:29:43.281	17:06.418	17:06.418		

27 Louis Foster Dallara F320 Spiess
CryptoTower Racing Team

N°	In Day Time	In Time	Out Time	Pit Time	T. Pit Time	Handicap	Penalty
1	9:12:37.789	9:12:37.789	9:27:55.204	15:17.415	15:17.415		

28 Cameron Das Dallara F320 Spiess
Team Motopark

N°	In Day Time	In Time	Out Time	Pit Time	T. Pit Time	Handicap	Penalty
1	9:03:12.107	9:03:12.107	9:32:38.454	29:26.347	29:26.347		

31 Christian Mansell Dallara F320 Spiess
Rookie Carlin

N°	In Day Time	In Time	Out Time	Pit Time	T. Pit Time	Handicap	Penalty
1	9:12:24.687	9:12:24.687	9:37:40.699	25:16.012	25:16.012		

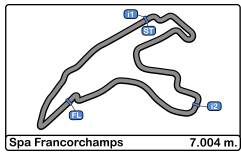
66 Zdenek Chovanec Dallara F320 HWA
Rookie Double R Racing

N°	In Day Time	In Time	Out Time	Pit Time	T. Pit Time	Handicap	Penalty
1	9:03:10.635	9:03:10.635	9:20:31.961	17:21.326	17:21.326		

88 Filip Kaminiarz Dallara F320 Spiess
CryptoTower Racing Team

N°	In Day Time	In Time	Out Time	Pit Time	T. Pit Time	Handicap	Penalty
1	9:04:31.447	9:04:31.447	9:30:43.478	26:12.031	26:12.031		

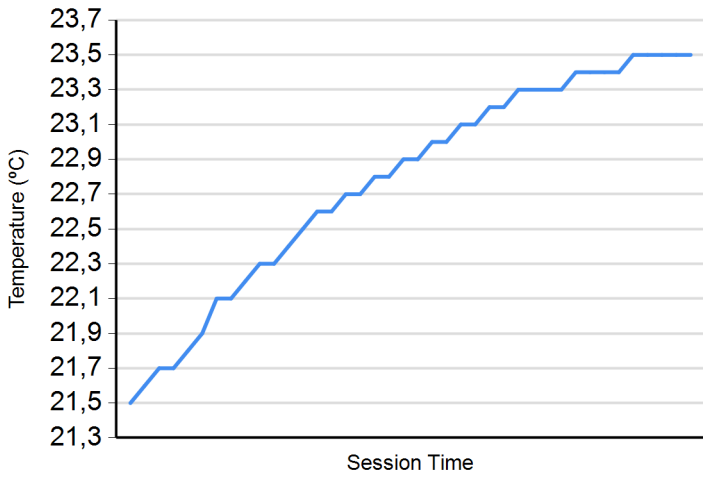




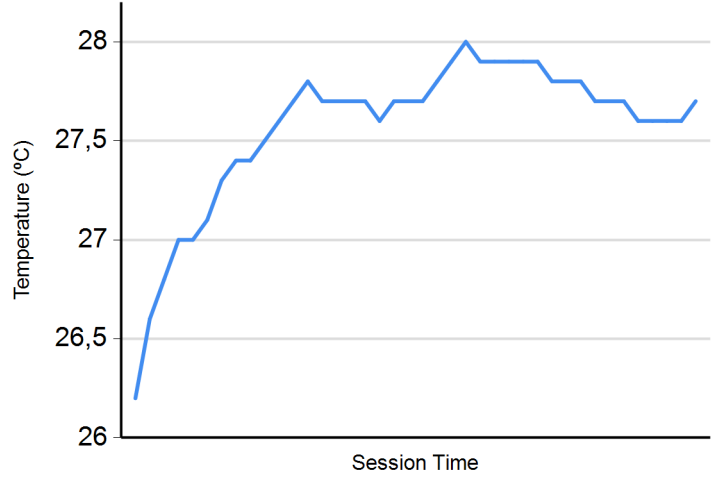
Spa Francorchamps
Euroformula Open
Free Practice - 1
Weather Report



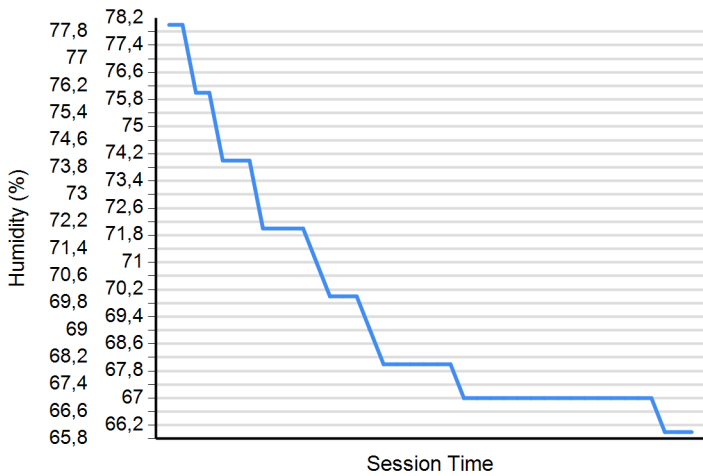
Air Temperature



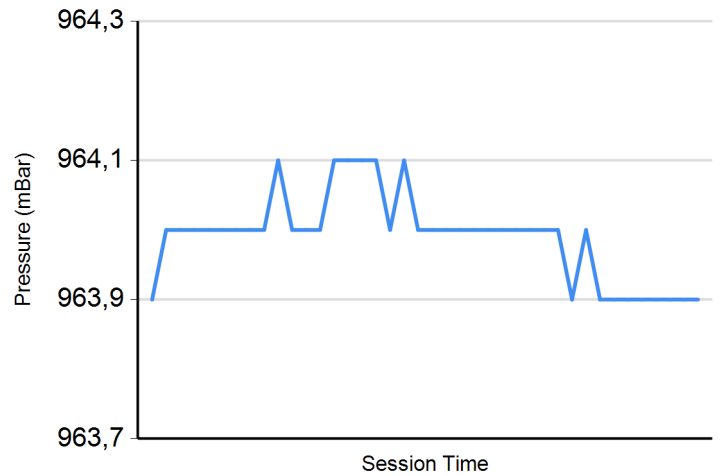
Track Temperature



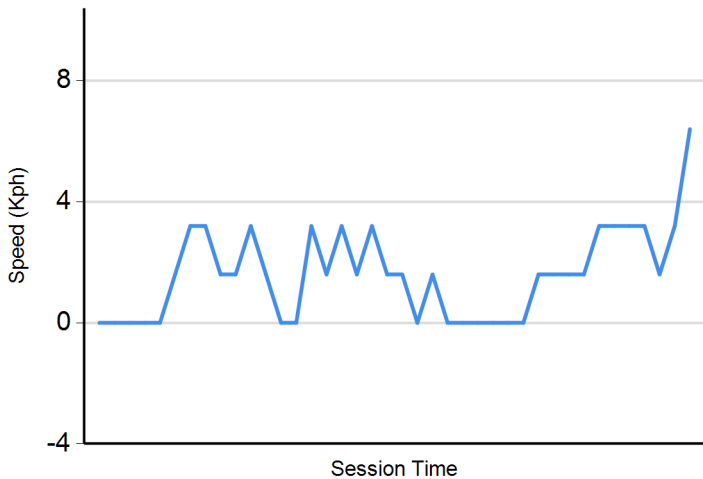
Humidity



Pressure



Wind Speed



Wind direction

North = 0°/360° Est = 90° South = 180° West = 270°

