



Real Federación Española  
de Automovilismo



# GT Cup Open Europe

Round 1

Paul Ricard

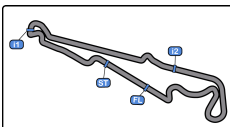
15<sup>th</sup> – 16<sup>th</sup> May 2021

*Results booklet*



Provided by Cronococa S.L.  
[www.cronococa.com](http://www.cronococa.com)





**Paul Ricard**  
**GT Cup Open Europe**  
**Private test - 1**



**Provisional Results**

Paul Ricard 5.822 m.

Cls	N°	Entrant/Team	Nat	Driver 1	Nat	Driver 2	Nat	Vehicle	Cat	Cls	Laps	Best	Time	Gap	Interval	Km/h
1	24	A&P Racing Team PTT Tech Support		Maciej Blazek		Mateusz Lisowski		Porsche 991 GT3 Cup gen 2	PROAM	1	14	9	2:09.553			161.7
2	26	Q1 by EMG Motorsport		Maciej Darmetko		Artur Janosz		Porsche 911 GT3 Cup gen 2	PROAM	2	21	8	2:10.484	0.931	0.931	160.6
3	66	Vincenzo Sospiri Racing		Andrzej Lewandowski				Lamborghini Huracan Super Trofeo Evo	AM	1	13	6	2:10.723	1.170	0.239	160.3
4	191	PROsport Racing		Rodrigue Gillion		Nico Verdonck		Aston Martin Vantage	PROAM	3	13	12	2:11.031	1.478	0.308	159.9
5	28	J. Morcillo / E2P Racing		Dino Zamparelli		Jan Klingelberg		Porsche 911 GT3 Cup gen 2	PROAM	4	22	8	2:11.193	1.640	0.162	159.7

Published at:.....

Track Temp: 35.4 °C Air Temp: 18.1 °C Humidity: 46 % Track Status: DRY

Stewards:

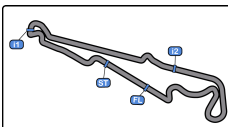
Race Director:

Timekeeper:

Luís Angel García Nuñez

JOB/I-0020-ESP





**Paul Ricard**  
**GT Cup Open Europe**

Private test - 1

**Provisional Results by Class**



Paul Ricard 5.822 m

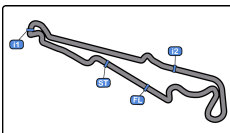
Cls	N°	Entrant/Team	Nat	Driver 1	Nat	Driver 2	Nat	Vehicle	Cat	Cls	Laps	Best	Time	Gap	Interval	Km/h
<b>PROAM</b>																
1	24	A&P Racing Team PTT Tech Support		Maciej Blazek		Mateusz Lisowski		Porsche 991 GT3 Cup gen 2	PROAM	1	14	9	2:09.553			161.7
2	26	Q1 by EMG Motorsport		Maciej Darmetko		Artur Janosz		Porsche 911 GT3 Cup gen 2	PROAM	2	21	8	2:10.484	0.931	0.931	160.6
3	191	PROsport Racing		Rodrigue Gillion		Nico Verdonck		Aston Martin Vantage	PROAM	3	13	12	2:11.031	1.478	0.547	159.9
4	28	J. Morcillo / E2P Racing		Dino Zamparelli		Jan Klingelberg		Porsche 911 GT3 Cup gen 2	PROAM	4	22	8	2:11.193	1.640	0.162	159.7
<b>AM</b>																
1	66	Vincenzo Sospiri Racing		Andrzej Lewandowski				Lamborghini Huracan Super Trofeo Evo	AM	1	13	6	2:10.723			160.3

Published at:.....

Track Temp: 35.4 °C Air Temp: 18.1 °C Humidity: 46 % Track Status: DRY

<b>Stewards:</b>	<b>Race Director:</b>	<b>Timekeeper:</b> Luis Angel Garcia Nuñez JOB/I-0020-ESP
------------------	-----------------------	---





**Paul Ricard**  
**GT Cup Open Europe**  
**Private test - 1**

**Provisional Results by Category**



Paul Ricard 5.822 m

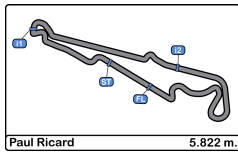
Cls	N°	Entrant/Team	Nat	Driver 1	Nat	Driver 2	Nat	Vehicle	Cat	Cls	Laps	Best	Time	Gap	Interval	Km/h
<b>GT Open Cup Europe</b>																
1	24	A&P Racing Team PTT Tech Support		Maciej Blazek		Mateusz Lisowski		Porsche 991 GT3 Cup gen 2	PROAM	1	14	9	2:09.553			161.7
2	26	Q1 by EMG Motorsport		Maciej Darmetko		Artur Janosz		Porsche 911 GT3 Cup gen 2	PROAM	2	21	8	2:10.484	0.931	0.931	160.6
3	66	Vincenzo Sospiri Racing		Andrzej Lewandowski				Lamborghini Huracan Super Trofeo Evo	AM	1	13	6	2:10.723	1.170	0.239	160.3
4	191	PROsport Racing		Rodrigue Gillion		Nico Verdonck		Aston Martin Vantage	PROAM	3	13	12	2:11.031	1.478	0.308	159.9
5	28	J. Morcillo / E2P Racing		Dino Zamparelli		Jan Klingelberg		Porsche 911 GT3 Cup gen 2	PROAM	4	22	8	2:11.193	1.640	0.162	159.7

Published at:.....

Track Temp: 35.4 °C Air Temp: 18.1 °C Humidity: 46 % Track Status: DRY

<b>Stewards:</b>	<b>Race Director:</b>	<b>Timekeeper:</b> Luis Angel Garcia Nuñez JOB/I-0020-ESP
------------------	-----------------------	---





**Paul Ricard**  
**GT Cup Open Europe**  
**Private test - 1**  
**Lap Analysis**



**24**

1 Maciej Blazek Porsche 991 GT3 Cup gen 2  
 PROAM 2 Mateusz Lisowski A&P Racing Team PTT Tech Support

Lap	D	Time	Sector 1	Sector 2	Sector 3	T. Spd	Elapsed
1		14:21:21.842 P			14:21:21.842		14:21:21.842
2		2:31.183	55.206	39.957	56.020	125.1	14:23:53.025
3		2:11.404	36.095	39.256	56.053	225.4	14:26:04.429
4		2:10.759	36.098	39.249	55.412	226.8	14:28:15.188
5		2:10.990	36.058	39.237	55.695	227.3	14:30:26.178
6		5:51.992 P	35.834	39.233	4:36.925	225.9	14:36:18.170
7		2:38.635	55.592	43.745	59.298	131.8	14:38:56.805
8		2:10.060	36.119	39.084	54.857	228.3	14:41:06.865
9		2:09.553	35.673	38.952	54.928	226.8	14:43:16.418
10		6:03.625 P	37.057	39.037	4:47.531	227.3	14:49:20.043
11		2:34.292	55.414	41.059	57.819	133.6	14:51:54.335
12		2:14.361	37.499	39.528	57.334	226.8	14:54:08.696
13		2:14.767	37.592	39.571	57.604	227.8	14:56:23.463
14		2:13.708	36.853	39.817	57.038	228.8	14:58:37.171
15			37.129	39.858		228.8	

**26**

1 Maciej Darmetko Porsche 911 GT3 Cup gen 2  
 PROAM 2 Artur Janosz Q1 by EMG Motorsport

Lap	D	Time	Sector 1	Sector 2	Sector 3	T. Spd	Elapsed
1		14:04:11.897 P	14:02:22.542	42.969	1:06.386	114.1	14:04:11.897
2		3:19.720	1:42.504	40.555	56.661	135.1	14:07:31.617
3		2:14.979	37.555	39.498	57.926	230.2	14:09:46.596
4		2:11.720	36.496	39.609	55.615	231.2	14:11:58.316
5		2:11.644	36.271	39.453	55.920	230.7	14:14:09.960
6		2:12.553	36.246	39.549	56.758	232.7	14:16:22.513
7		2:11.361	36.053	39.298	56.010	231.7	14:18:33.874
8		2:10.484	36.037	39.272	55.175	232.2	14:20:44.358
9		2:20.586 P	36.331	39.709	1:04.546	232.2	14:23:04.944
10		7:43.552	6:05.340	39.661	58.551	136.7	14:30:48.496
11		2:11.140	36.433	39.357	55.350	229.7	14:32:59.636
12		2:10.685	36.162	39.138	55.385	231.2	14:35:10.321
13		2:10.646	36.208	39.152	55.286	231.7	14:37:20.967
14		2:24.123 P	38.626	41.504	1:03.993	231.2	14:39:45.090
15		4:59.687	3:13.860	43.490	1:02.337	116.5	14:44:44.777
16		2:21.447	38.664	41.958	1:00.825	221.3	14:47:06.224
17		2:18.902	38.074	40.924	59.904	229.2	14:49:25.126
18		2:19.089	38.042	40.876	1:00.171	229.7	14:51:44.215
19		2:19.383	37.847	41.878	59.658	230.7	14:54:03.598
20		2:18.033	37.701	40.813	59.519	231.2	14:56:21.631
21		2:40.501 P	37.734	43.449	1:19.318	230.2	14:59:02.132

**28**

1 Dino Zamparelli Porsche 911 GT3 Cup gen 2  
 PROAM 2 Jan Klingenberg J. Morcillo / E2P Racing

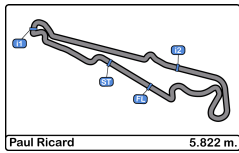
Lap	D	Time	Sector 1	Sector 2	Sector 3	T. Spd	Elapsed
1		14:00:25.730 P			14:00:25.730		14:00:25.730
2		3:02.183	1:10.572	47.316	1:04.295	86.8	14:03:27.913
3		2:21.199	40.532	41.217	59.450	178.5	14:05:49.112
4		4:17.688 P	37.776	40.528	2:59.384	225.9	14:10:06.800
5		2:31.275	54.199	40.130	56.946	130.5	14:12:38.075
6		2:12.375	36.703	39.421	56.251	228.8	14:14:50.450
7		2:14.848	36.179	39.682	58.987	229.7	14:17:05.298
8		2:11.193	36.165	39.487	55.541	229.2	14:19:16.491
9		5:05.156 P	37.114	40.070	3:47.972	229.2	14:24:21.647
10		2:40.884	59.031	41.905	59.948	122.5	14:27:02.531
11		2:21.191	38.988	41.044	1:01.159	227.8	14:29:23.722
12		2:19.795	37.815	40.932	1:01.048	228.8	14:31:43.517
13		2:17.222	38.013	40.964	58.245	225.0	14:34:00.739
14		2:16.935	37.964	40.610	58.361	227.3	14:36:17.674
15		2:18.282	38.261	40.817	59.204	228.8	14:38:35.956
16		2:16.163	37.676	40.255	58.232	230.2	14:40:52.119
17		5:50.760 P	37.497	40.352	4:32.911	229.2	14:46:42.879
18		2:37.937	58.190	40.973	58.774	125.7	14:49:20.816
19		2:16.683	37.512	40.563	58.608	228.3	14:51:37.499
20		2:17.616	37.823	40.794	58.999	228.8	14:53:55.115
21		2:20.425	39.007	41.439	59.979	227.8	14:56:15.540
22		2:17.883	38.185	40.819	58.879	230.2	14:58:33.423
23			37.590	40.750		229.2	

**66**

1 Andrzej Lewandowski Lamborghini Huracan Super Trofeo Evo  
 AM 2 Vincenzo Sospiri Racing

Lap	D	Time	Sector 1	Sector 2	Sector 3	T. Spd	Elapsed
1		14:03:15.597 P			14:03:15.597		14:03:15.597
2		4:05.829	2:24.209	42.594	59.026	127.0	14:07:21.426
3		2:14.284	37.441	39.855	56.988	228.8	14:09:35.710
4		2:12.268	36.556	39.719	55.993	228.8	14:11:47.978
5		2:13.177	37.436	39.686	56.055	223.6	14:14:01.155
6		2:10.723	36.364	38.860	55.499	231.7	14:16:11.878
7		2:14.348	36.652	39.794	57.902	230.2	14:18:26.226
8		2:12.030	36.092	39.179	56.759	230.2	14:20:38.256
9		29:00.451 P	36.089	38.963	27:45.399	230.2	14:49:38.707
10		2:39.932	1:02.805	39.957	57.170	118.8	14:52:18.639
11		2:12.330	36.749	39.647	55.934	229.2	14:54:30.969
12		2:11.298	36.324	39.239	55.735	227.8	14:56:42.267
13		2:11.266	36.199	39.077	55.990	226.4	14:58:53.533
14			35.946	39.012		228.8	





**Paul Ricard**  
**GT Cup Open Europe**  
**Private test - 1**  
**Lap Analysis**



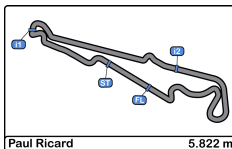
191

1 Rodrigue Gillion Aston Martin Vantage

PROAM 2 Nico Verdonck PROsport Racing

Lap	D	Time	Sector 1	Sector 2	Sector 3	T. Spd	Elapsed
1		14:24:24.104 P			14:24:24.104		14:24:24.104
2		3:00.668	1:10.030	45.664	1:04.974	118.0	14:27:24.772
3		4:24.416 P	39.962	44.093	3:00.361	228.8	14:31:49.188
4		2:41.933	57.453	43.082	1:01.398	138.2	14:34:31.121
5		2:18.156	38.427	41.396	58.333	229.7	14:36:49.277
6		2:15.956	37.615	40.866	57.475	232.7	14:39:05.233
7		2:14.216	36.914	40.194	57.108	232.7	14:41:19.449
8		2:15.764	37.350	40.614	57.800	229.7	14:43:35.213
9		4:13.253 P	37.297	40.496	2:55.460	231.7	14:47:48.466
10		2:34.486	54.186	42.646	57.654	138.8	14:50:22.952
11		2:12.012	36.618	39.112	56.282	230.7	14:52:34.964
12		<u>2:11.031</u>	<u>36.010</u>	<u>39.011</u>	<u>56.010</u>	232.7	14:54:45.995
13		2:11.778	36.398	39.311	56.069	231.2	14:56:57.773
14			37.169	40.430		231.2	



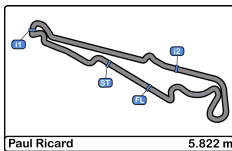


**Paul Ricard**  
**GT Cup Open Europe**  
**Private test - 1**  
**Best Sectors Results**



Sector - 1				Sector - 2				Sector - 3				Ideal Lap vs Best Lap				
Clas	Nº	Driver	Time	Nº	Driver	Time	Nº	Driver	Time	Clas	Nº	Driver	Ideal Lap	Best Lap	Clas	
1	24	Blazek - Lisowski	35.673	66	Andrzej Lewandowski	38.860	24	Blazek - Lisowski	54.857	1	24	Blazek - Lisowski	2:09.482	2:09.553	1	
2	66	Andrzej Lewandowski	35.946	24	Blazek - Lisowski	38.952	26	Darmetko - Janosz	55.175	2	66	Andrzej Lewandowski	2:10.305	2:10.723	3	
3	191	Gillion - Verdonck	36.010	191	Gillion - Verdonck	39.011	66	Andrzej Lewandowski	55.499	3	26	Darmetko - Janosz	2:10.350	2:10.484	2	
4	26	Darmetko - Janosz	36.037	26	Darmetko - Janosz	39.138	28	Zamparelli - Klingelberg	55.541	4	191	Gillion - Verdonck	2:11.031	2:11.031	4	
5	28	Zamparelli - Klingelberg	36.165	28	Zamparelli - Klingelberg	39.421	191	Gillion - Verdonck	56.010	5	28	Zamparelli - Klingelberg	2:11.127	2:11.193	5	





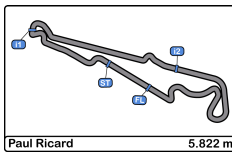
**Paul Ricard**  
**GT Cup Open Europe**  
**Private test - 1**  
**Best 5 Lap Times**



Cl	N°	Entrant/Team	Nat	Driver 1	Nat	Status	Driver 2	Nat	Status	Vehicle	Cat	Cl	Best 1		Best 2		Best 3		Best 4		Best 5	
													Time	Lap	Time	Lap	Time	Lap	Time	Lap	Time	Lap
1	24	A&P Racing Team PTT Tech Support		Maciej Blazek			Mateusz Lisowski			Porsche 991 GT3 Cup gen 2	PROAM	1	2:09.553	9	2:10.060	8	2:10.759	4	2:10.990	5	2:11.404	3
2	26	Q1 by EMG Motorsport		Maciej Darmetko			Artur Janosz			Porsche 911 GT3 Cup gen 2	PROAM	2	2:10.484	8	2:10.646	13	2:10.685	12	2:11.140	11	2:11.361	7
3	66	Vincenzo Sospiri Racing		Andrzej Lewandowski						Lamborghini Huracan Super Trofeo	AM	1	2:10.723	6	2:11.266	13	2:11.298	12	2:12.030	8	2:12.268	4
4	191	PROsport Racing		Rodrigue Gillion			Nico Verdonck			Aston Martin Vantage	PROAM	3	2:11.031	12	2:11.778	13	2:12.012	11	2:14.216	7	2:15.764	8
5	28	J. Morcillo / E2P Racing		Dino Zamparelli			Jan Klingenberg			Porsche 911 GT3 Cup gen 2	PROAM	4	2:11.193	8	2:12.375	6	2:14.848	7	2:16.163	16	2:16.683	19







**Paul Ricard**  
**GT Cup Open Europe**  
**Private test - 1**  
**Best 5 Top Speeds**



Cl	N°	Entrant/Team	Nat	Driver 1	Nat	Driver 2	Nat	Vehicle	Cat	Cl	Top 1		Top 2		Top 3		Top 4		Top 5		Avg
											Km/h	Lap	Km/h	Lap	Km/h	Lap	Km/h	Lap	Km/h	Lap	
1	26	Q1 by EMG Motorsport		Maciej Darmetko		Artur Janosz		Porsche 911 GT3 Cup gen 2	PROAM	1	232.7	6	232.2	8	232.2	9	231.7	7	231.7	13	232.1
2	191	PROsport Racing		Rodrigue Gillion		Nico Verdonck		Aston Martin Vantage	PROAM	2	232.7	6	232.7	7	232.7	12	231.7	9	231.2	13	232.2
3	66	Vincenzo Sospiri Racing		Andrzej Lewandowski				Lamborghini Huracan Super Trofeo	AM	1	231.7	6	230.2	7	230.2	8	230.2	9	229.2	11	230.3
4	28	J. Morcillo / E2P Racing		Dino Zamparelli		Jan Klingelberg		Porsche 911 GT3 Cup gen 2	PROAM	3	230.2	16	230.2	22	229.7	7	229.2	8	229.2	9	229.7
5	24	A&P Racing Team PTT Tech Support		Maciej Blazek		Mateusz Lisowski		Porsche 991 GT3 Cup gen 2	PROAM	4	228.8	14	228.8	15	228.3	8	227.8	13	227.3	5	228.2



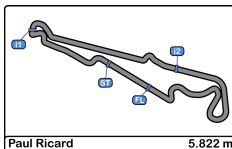


**Paul Ricard**  
**GT Cup Open Europe**  
**Private test - 1**  
**Fastest Laps Sequence**



Lap	Time of Day	Session Time	N°	Entrant/Team	Nat	Driver 1	Nat	Driver 2	Nat	Vehicle	Cat	Time	Km/h
2	14:03:27.913	3:27.913	28	J. Morcillo / E2P Racing		Dino Zamparelli		Jan Klingelberg		Porsche 911 GT3 Cup gen 2	PROAM	3:02.183	115.0
3	14:05:49.112	5:49.112	28	J. Morcillo / E2P Racing		Dino Zamparelli		Jan Klingelberg		Porsche 911 GT3 Cup gen 2	PROAM	2:21.199	148.4
3	14:09:35.710	9:35.710	66	Vincenzo Sospiri Racing		Andrzej Lewandowski				Lamborghini Huracan Super Trofeo Evo	AM	2:14.284	156.0
4	14:11:47.978	11:47.978	66	Vincenzo Sospiri Racing		Andrzej Lewandowski				Lamborghini Huracan Super Trofeo Evo	AM	2:12.268	158.4
4	14:11:58.316	11:58.316	26	Q1 by EMG Motorsport		Maciej Darmetko		Artur Janosz		Porsche 911 GT3 Cup gen 2	PROAM	2:11.720	159.1
5	14:14:09.960	14:09.960	26	Q1 by EMG Motorsport		Maciej Darmetko		Artur Janosz		Porsche 911 GT3 Cup gen 2	PROAM	2:11.644	159.2
6	14:16:11.878	16:11.878	66	Vincenzo Sospiri Racing		Andrzej Lewandowski				Lamborghini Huracan Super Trofeo Evo	AM	2:10.723	160.3
8	14:20:44.358	20:44.358	26	Q1 by EMG Motorsport		Maciej Darmetko		Artur Janosz		Porsche 911 GT3 Cup gen 2	PROAM	2:10.484	160.6
8	14:41:06.865	41:06.865	24	A&P Racing Team PTT Tech Support		Maciej Blazek		Mateusz Lisowski		Porsche 991 GT3 Cup gen 2	PROAM	2:10.060	161.1
9	14:43:16.418	43:16.418	24	A&P Racing Team PTT Tech Support		Maciej Blazek		Mateusz Lisowski		Porsche 991 GT3 Cup gen 2	PROAM	2:09.553	161.7



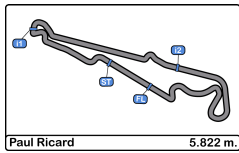


**Paul Ricard**  
**GT Cup Open Europe**  
**Private test - 1**  
**Event Best Maximum Speed**



N°	Entrant/Team	Nat	Driver 1	Nat	Driver 2	Nat	Vehicle	Cat	Km/h	Session
26	Q1 by EMG Motorsport		Maciej Darmetko		Artur Janosz		Porsche 911 GT3 Cup gen 2	PROAM	232.7	Private test - 1
191	PROsport Racing		Rodrigue Gillion		Nico Verdonck		Aston Martin Vantage	PROAM	232.7	Private test - 1
66	Vincenzo Sospiri Racing		Andrzej Lewandowski				Lamborghini Huracan Super Trofeo Evo	AM	231.7	Private test - 1
28	J. Morcillo / E2P Racing		Dino Zamparelli		Jan Klingelberg		Porsche 911 GT3 Cup gen 2	PROAM	230.2	Private test - 1
24	A&P Racing Team PTT Tech Support		Maciej Blazek		Mateusz Lisowski		Porsche 991 GT3 Cup gen 2	PROAM	228.8	Private test - 1





**Paul Ricard**  
**GT Cup Open Europe**  
**Private test - 1**  
**Pit Stop Analysis**



**24** Maciej Blazek PROAM A&P Racing Team PTT Tech Support  
 Mateusz Lisowski Porsche 991 GT3 Cup gen 2

Nr.	In Day Time	In Time	Out Time	Pit Time	T. Pit Time	Handicap	Penalty
1	14:32:34.209	14:32:34.209	14:36:35.743	4:01.534	4:01.534		
2	14:45:24.785	14:45:24.785	14:49:37.303	4:12.518	8:14.052		

**26** Maciej Darmetko PROAM Q1 by EMG Motorsport  
 Artur Janosz Porsche 911 GT3 Cup gen 2

Nr.	In Day Time	In Time	Out Time	Pit Time	T. Pit Time	Handicap	Penalty
1	14:04:03.278	14:04:03.278	14:05:17.280	1:14.002	1:14.002		
2	14:39:36.553	14:39:36.553	14:42:16.530	2:39.977	3:53.979		

**28** Dino Zamparelli PROAM J. Morcillo / E2P Racing  
 Jan Klingelberg Porsche 911 GT3 Cup gen 2

Nr.	In Day Time	In Time	Out Time	Pit Time	T. Pit Time	Handicap	Penalty
1	14:43:11.745	14:43:11.745	14:47:03.335	3:51.590	3:51.590		

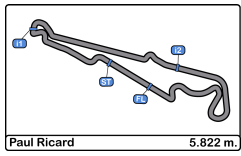
**66** Andrzej Lewandowski AM Vincenzo Sospiri Racing  
 Lamborghini Huracan Super Trofeo Evo

Nr.	In Day Time	In Time	Out Time	Pit Time	T. Pit Time	Handicap	Penalty
1	14:22:53.364	14:22:53.364	14:50:03.314	27:09.950	27:09.950		

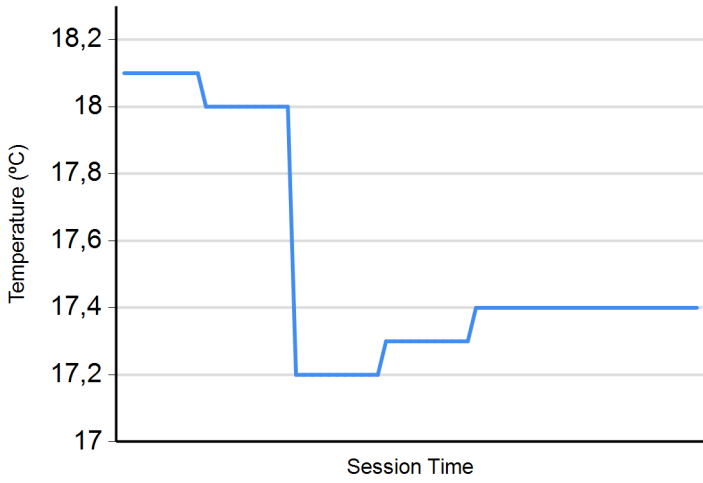
**191** Rodrigue Gillion PROAM PROsport Racing  
 Nico Verdonck Aston Martin Vantage

Nr.	In Day Time	In Time	Out Time	Pit Time	T. Pit Time	Handicap	Penalty
1	14:45:49.016	14:45:49.016	14:48:05.729	2:16.713	2:16.713		

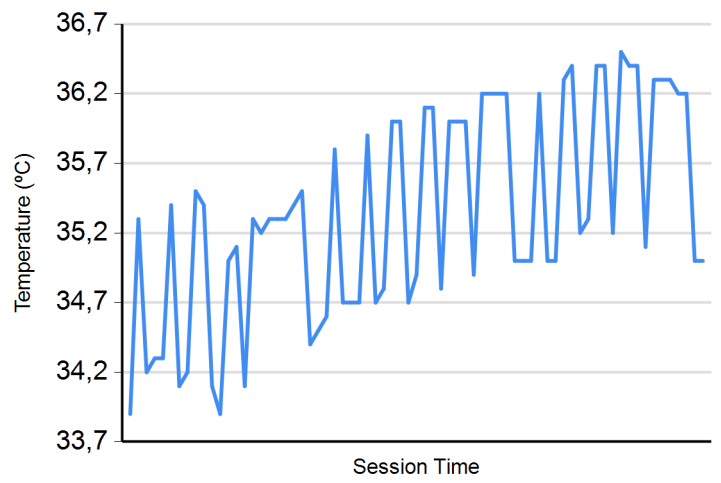




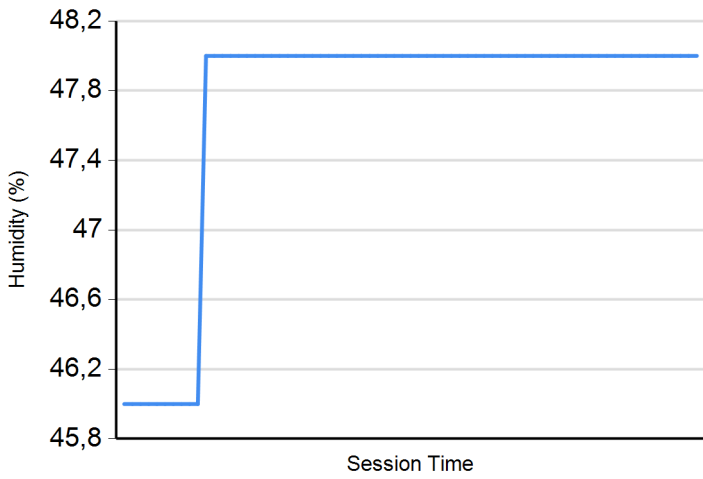
**Air Temperature**



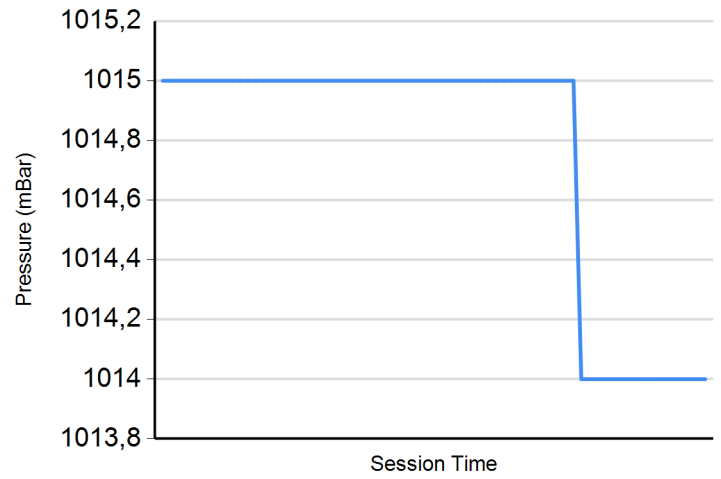
**Track Temperature**



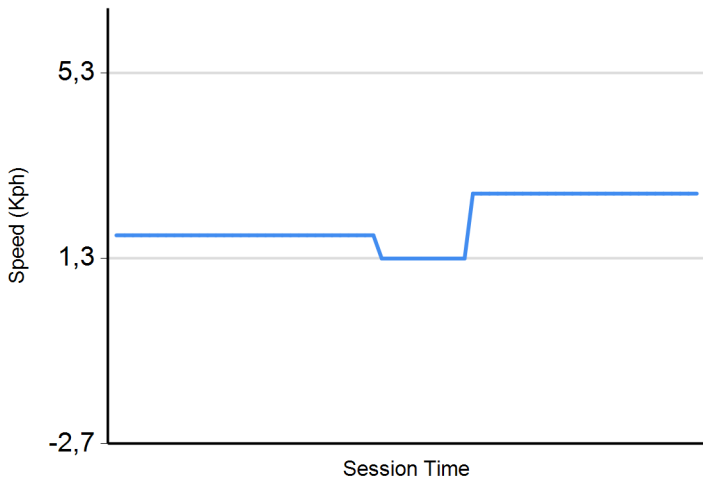
**Humidity**



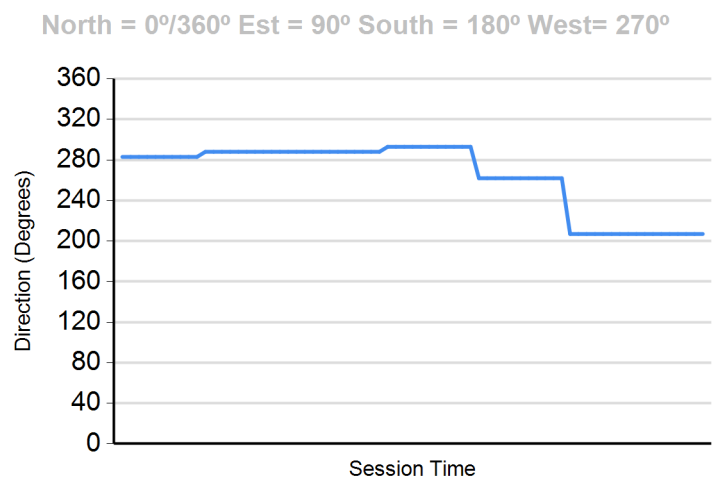
**Pressure**

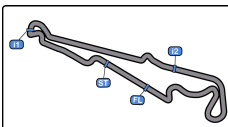


**Wind Speed**



**Wind direction**





**Paul Ricard**  
**GT Cup Open Europe**  
**Private test - 2**  
**Provisional Results**



Paul Ricard 5.822 m

Cls	N°	Entrant/Team	Nat	Driver 1	Nat	Driver 2	Nat	Vehicle	Cat	Cls	Laps	Best	Time	Gap	Interval	Km/h
1	100	Alda Motorsport		Jakub Dwernicki		Jan Antoszewski		Porsche 911 GT3 Cup gen 2	PROAM	1	21	10	2:04.097			168.8
2	24	A&P Racing Team PTT Tech Support		Maciej Blazek		Mateusz Lisowski		Porsche 991 GT3 Cup gen 2	PROAM	2	16	3	2:08.402	4.305	4.305	163.2
3	26	Q1 by EMG Motorsport		Maciej Darmetko		Artur Janosz		Porsche 911 GT3 Cup gen 2	PROAM	3	15	5	2:09.160	5.063	0.758	162.2
4	191	PROsport Racing		Rodrigue Gillion		Nico Verdonck		Aston Martin Vantage	PROAM	4	19	19	2:10.222	6.125	1.062	160.9
5	28	J. Morcillo / E2P Racing		Dino Zamparelli		Jan Klingelberg		Porsche 911 GT3 Cup gen 2	PROAM	5	21	15	2:10.298	6.201	0.076	160.8
6	66	Vincenzo Sospiri Racing		Andrzej Lewandowski				Lamborghini Huracan Super Trofeo Evo	AM	1	15	13	2:10.704	6.607	0.406	160.3
7	27	Three Sixty Racing Team		Marcio Mauro		Oscar Aristot		Porsche 911 GT3 Cup gen 2	AM	2	19	10	2:16.364	12.267	5.660	153.7

Published at:.....

Track Temp: 36.0 °C Air Temp: 17.7 °C Humidity: 45 % Track Status: DRY

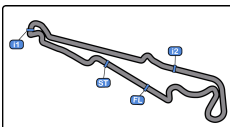
Stewards:

Race Director:

Timekeeper: Luis Angel Garcia Nuñez

JOB/I-0020-ESP





**Paul Ricard**  
**GT Cup Open Europe**

Private test - 2

**Provisional Results by Class**



Paul Ricard 5.822 m

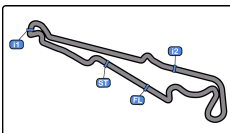
Cls	N°	Entrant/Team	Nat	Driver 1	Nat	Driver 2	Nat	Vehicle	Cat	Cls	Laps	Best	Time	Gap	Interval	Km/h
<b>PROAM</b>																
1	100	Alda Motorsport	POL	Jakub Dwernicki	POL	Jan Antoszewski	POL	Porsche 911 GT3 Cup gen 2	PROAM	1	21	10	2:04.097			168.8
2	24	A&P Racing Team PTT Tech Support	POL	Maciej Blazek	POL	Mateusz Lisowski	POL	Porsche 991 GT3 Cup gen 2	PROAM	2	16	3	2:08.402	4.305	4.305	163.2
3	26	Q1 by EMG Motorsport	BEL	Maciej Darmetko	POL	Artur Janosz	POL	Porsche 911 GT3 Cup gen 2	PROAM	3	15	5	2:09.160	5.063	0.758	162.2
4	191	PROsport Racing	DEU	Rodrigue Gillion	BEL	Nico Verdonck	BEL	Aston Martin Vantage	PROAM	4	19	19	2:10.222	6.125	1.062	160.9
5	28	J. Morcillo / E2P Racing	ESP	Dino Zamparelli	GBR	Jan Klingelberg	CHE	Porsche 911 GT3 Cup gen 2	PROAM	5	21	15	2:10.298	6.201	0.076	160.8
<b>AM</b>																
1	66	Vincenzo Sospiri Racing	ITA	Andrzej Lewandowski	POL			Lamborghini Huracan Super Trofeo Evo	AM	1	15	13	2:10.704			160.3
2	27	Three Sixty Racing Team	AND	Marcio Mauro	BRA	Oscar Aristot	AND	Porsche 911 GT3 Cup gen 2	AM	2	19	10	2:16.364	5.660	5.660	153.7

Published at:.....

Track Temp: 36.0 °C Air Temp: 17.7 °C Humidity: 45 % Track Status: DRY

<b>Stewards:</b>	<b>Race Director:</b>	<b>Timekeeper:</b> Luis Angel Garcia Nuñez JOB/I-0020-ESP
------------------	-----------------------	---





**Paul Ricard**  
**GT Cup Open Europe**  
**Private test - 2**

**Provisional Results by Category**



Paul Ricard 5.822 m

Cls	N°	Entrant/Team	Nat	Driver 1	Nat	Driver 2	Nat	Vehicle	Cat	Cls	Laps	Best	Time	Gap	Interval	Km/h
<b>GT Open Cup Europe</b>																
1	100	Alda Motorsport		Jakub Dwernicki		Jan Antoszewski		Porsche 911 GT3 Cup gen 2	PROAM	1	21	10	2:04.097			168.8
2	24	A&P Racing Team PTT Tech Support		Maciej Blazek		Mateusz Lisowski		Porsche 991 GT3 Cup gen 2	PROAM	2	16	3	2:08.402	4.305	4.305	163.2
3	26	Q1 by EMG Motorsport		Maciej Darmetko		Artur Janosz		Porsche 911 GT3 Cup gen 2	PROAM	3	15	5	2:09.160	5.063	0.758	162.2
4	191	PROsport Racing		Rodrigue Gillion		Nico Verdonck		Aston Martin Vantage	PROAM	4	19	19	2:10.222	6.125	1.062	160.9
5	28	J. Morcillo / E2P Racing		Dino Zamparelli		Jan Klingelberg		Porsche 911 GT3 Cup gen 2	PROAM	5	21	15	2:10.298	6.201	0.076	160.8
6	66	Vincenzo Sospiri Racing		Andrzej Lewandowski				Lamborghini Huracan Super Trofeo Evo	AM	1	15	13	2:10.704	6.607	0.406	160.3
7	27	Three Sixty Racing Team		Marcio Mauro		Oscar Aristot		Porsche 911 GT3 Cup gen 2	AM	2	19	10	2:16.364	12.267	5.660	153.7

Published at:.....

Track Temp: 36.0 °C Air Temp: 17.7 °C Humidity: 45 % Track Status: DRY

Stewards:

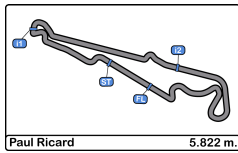
Race Director:

Timekeeper: Luis Angel Garcia Nuñez

JOB/I-0020-ESP







**Paul Ricard**  
**GT Cup Open Europe**  
**Private test - 2**  
**Lap Analysis**



**24**

1 Maciej Blazek Porsche 991 GT3 Cup gen 2  
 2 Mateusz Lisowski A&P Racing Team PTT Tech Support

Lap	D	Time	Sector 1	Sector 2	Sector 3	T. Spd	Elapsed
1		16:15:57.807	16:14:21.844	39.551	56.412	134.1	16:15:57.807
2		2:09.509	35.956	38.609	54.944	234.2	16:18:07.316
3		2:08.402	35.336	38.487	54.579	233.7	16:20:15.718
4		2:10.046	35.293	38.593	56.160	234.2	16:22:25.764
5		2:08.954	35.396	38.650	54.908	234.2	16:24:34.718
6		2:08.968	35.413	38.733	54.822	233.7	16:26:43.686
7		4:37.406 P	35.600	38.692	3:23.114	233.2	16:31:21.092
8		2:28.833	52.681	39.493	56.659	140.8	16:33:49.925
9		2:11.719	36.125	39.417	56.177	234.2	16:36:01.644
10		2:12.363	35.721	39.663	56.979	234.7	16:38:14.007
11		2:11.383	36.034	38.917	56.432	233.2	16:40:25.390
12		3:26.500 P	36.616	39.905	2:09.979	236.3	16:43:51.890
13		3:02.631	1:03.923	56.325	1:02.383	119.6	16:46:54.521
14		2:11.052	36.105	38.681	56.266	233.7	16:49:05.573
15		2:11.389	36.860	38.911	55.618	233.7	16:51:16.962
16		2:10.156	35.723	38.840	55.593	235.2	16:53:27.118
17			42.564	45.677		234.2	

**26**

1 Maciej Darmetko Porsche 911 GT3 Cup gen 2  
 2 Artur Janosz Q1 by EMG Motorsport

Lap	D	Time	Sector 1	Sector 2	Sector 3	T. Spd	Elapsed
1		16:12:36.191	16:10:51.969	45.085	59.137	117.6	16:12:36.191
2		2:15.963	37.790	40.146	58.027	230.2	16:14:52.154
3		2:09.826	35.788	39.018	55.020	232.2	16:17:01.980
4		2:09.551	35.575	39.317	54.659	231.7	16:19:11.531
5		2:09.160	35.564	38.878	54.718	232.7	16:21:20.691
6		2:17.164 P	35.541	39.133	1:02.490	235.2	16:23:37.855
7		6:14.105	4:34.481	41.417	58.207	128.2	16:29:51.960
8		2:14.487	37.346	39.843	57.298	229.7	16:32:06.447
9		2:33.700	36.930	58.815	57.955	229.7	16:34:40.147
10		2:44.420 P	50.806	47.698	1:05.916	230.2	16:37:24.567
11		3:34.761	1:57.011	40.135	57.615	143.2	16:40:59.328
12		2:16.158	36.920	41.662	57.576	228.8	16:43:15.486
13		2:13.990	36.810	40.151	57.029	231.7	16:45:29.476
14		2:14.136	36.956	39.938	57.242	230.7	16:47:43.612
15		2:25.879 P	36.996	41.452	1:07.431	230.2	16:50:09.491

**27**

1 Marcio Mauro Porsche 911 GT3 Cup gen 2  
 2 Oscar Aristot Three Sixty Racing Team

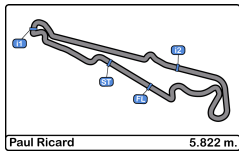
Lap	D	Time	Sector 1	Sector 2	Sector 3	T. Spd	Elapsed
1		16:18:26.258	16:16:37.427	45.257	1:03.574	103.7	16:18:26.258
2		4:21.601 P	40.230	42.712	2:58.659	206.5	16:22:47.859
3		2:44.798	1:00.021	43.335	1:01.442	130.1	16:25:32.657
4		2:22.629	38.451	42.499	1:01.679	233.2	16:27:55.286
5		2:21.609	38.508	41.834	1:01.267	235.2	16:30:16.895
6		2:20.210	38.416	42.212	59.582	236.3	16:32:37.105
7		2:17.417	37.871	41.390	58.156	234.7	16:34:54.522
8		2:18.194	38.812	41.634	57.748	232.7	16:37:12.716
9		2:18.442	37.982	42.017	58.443	238.9	16:39:31.158
10		2:16.364	38.053	40.055	58.256	237.3	16:41:47.522
11		5:41.283 P	38.512	39.920	4:22.851	198.8	16:47:28.805
12		3:11.224	1:13.774	49.560	1:07.890	63.6	16:50:40.029
13		2:38.155	45.202	45.609	1:07.344	214.2	16:53:18.184
14		2:33.376	42.824	45.026	1:05.526	229.7	16:55:51.560
15		2:31.899	42.728	44.671	1:04.500	231.2	16:58:23.459
16		2:31.353	42.879	44.464	1:04.010	162.6	17:00:54.812
17		2:27.654	40.937	43.821	1:02.896	235.2	17:03:22.466
18		2:28.375	41.304	43.849	1:03.222	236.3	17:05:50.841
19		2:28.713	42.200	43.558	1:02.955	238.9	17:08:19.554
20			40.706	42.952		237.3	

**28**

1 Dino Zamparelli Porsche 911 GT3 Cup gen 2  
 2 Jan Klingenberg J. Morcillo / E2P Racing

Lap	D	Time	Sector 1	Sector 2	Sector 3	T. Spd	Elapsed
1		16:13:38.603	16:11:48.781	47.527	1:02.295	105.4	16:13:38.603
2		2:17.521	38.354	40.849	58.318	226.8	16:15:56.124
3		2:16.080	38.571	40.044	57.465	228.8	16:18:12.204
4		2:15.128	37.543	40.219	57.366	228.8	16:20:27.332
5		2:14.830	36.896	40.710	57.224	228.3	16:22:42.162
6		2:15.385	37.131	40.617	57.637	227.8	16:24:57.547
7		2:15.428	37.845	40.050	57.533	227.8	16:27:12.975
8		2:15.630	37.247	40.184	58.199	228.3	16:29:28.605
9		2:16.552	37.456	41.357	57.739	228.8	16:31:45.157
10		2:15.005	37.199	40.673	57.133	228.8	16:34:00.162
11		2:15.623	37.169	40.688	57.766	229.2	16:36:15.785
12		5:11.969 P	37.058	39.900	3:55.011	229.7	16:41:27.754
13		2:35.648	1:00.317	39.378	55.953	65.0	16:44:03.402
14		2:10.963	35.975	39.323	55.665	228.8	16:46:14.365
15		2:10.298	35.809	39.109	55.380	228.8	16:48:24.663
16		7:10.773 P	36.515	40.440	5:53.818	229.7	16:55:35.436
17		2:34.982	57.744	40.755	56.483	118.8	16:58:10.418
18		2:12.358	35.653	39.243	57.462	230.7	17:00:22.776
19		2:10.838	35.734	39.418	55.686	229.7	17:02:33.614
20		3:50.414 P	37.899	40.292	2:32.223	229.2	17:06:24.028
21		2:28.506	52.486	39.312	56.708	132.1	17:08:52.534
22			35.748	39.208		230.7	





**Paul Ricard**  
**GT Cup Open Europe**  
**Private test - 2**  
**Lap Analysis**



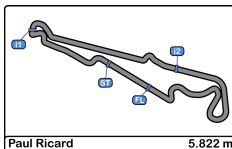
<b>66</b>	1 Andrzej Lewandowski	Lamborghini Huracan Super Trofeo Evo	<b>191</b>	1 Rodrigue Gillion	Aston Martin Vantage
AM	2 Vincenzo Sospiri Racing	PROAM	2 Nico Verdonck	PROsport Racing	

Lap	D	Time	Sector 1	Sector 2	Sector 3	T. Spd	Elapsed	Lap	D	Time	Sector 1	Sector 2	Sector 3	T. Spd	Elapsed
1		16:14:18.527	16:12:20.878	52.201	1:05.448	91.8	16:14:18.527	1		16:16:50.990	16:15:05.425	47.042	58.523	115.2	16:16:50.990
2		2:26.011	40.514	42.312	1:03.185	180.9	16:16:44.538	2		2:13.677	36.151	40.246	57.280	230.7	16:19:04.667
3		2:24.886	38.716	42.196	1:03.974	218.1	16:19:09.424	3		2:14.147	37.326	40.217	56.604	231.2	16:21:18.814
4		2:17.220	39.170	40.371	57.679	198.1	16:21:26.644	4		2:12.071	36.398	39.350	56.323	232.7	16:23:30.885
5		11:16.304 P	43.320	43.322	9:49.662	153.1	16:32:42.948	5		5:19.930 P	37.009	39.779	4:03.142	231.2	16:28:50.815
6		2:54.142	1:05.698	46.413	1:02.031	108.4	16:35:37.090	6		2:33.720	54.702	40.835	58.183	136.3	16:31:24.535
7		2:19.828	39.324	42.494	58.010	196.3	16:37:56.918	7		2:17.362	38.208	41.294	57.860	232.2	16:33:41.897
8		2:13.324	36.953	40.732	55.639	228.3	16:40:10.242	8		2:14.559	37.251	40.073	57.235	232.2	16:35:56.456
9		14:17.908 P	40.115	45.055	12:52.738	188.1	16:54:28.150	9		2:13.404	36.749	39.783	56.872	232.2	16:38:09.860
10		2:33.701	57.104	40.301	56.296	127.3	16:57:01.851	10		2:14.782	36.817	40.160	57.805	230.7	16:40:24.642
11		2:12.741	37.105	39.634	56.002	234.7	16:59:14.592	11		2:16.123	36.882	40.779	58.462	231.7	16:42:40.765
12		2:11.346	36.380	39.533	55.433	229.7	17:01:25.938	12		2:14.298	36.805	40.102	57.391	232.2	16:44:55.063
13		2:10.704	35.884	39.168	55.652	229.7	17:03:36.642	13		2:15.805	36.895	41.397	57.513	232.2	16:47:10.868
14		2:14.465	37.516	39.877	57.072	229.7	17:05:51.107	14		2:15.300	36.693	40.281	58.326	231.2	16:49:26.168
15		2:13.633	38.050	38.986	56.597	228.8	17:08:04.740	15		2:15.369	37.084	40.317	57.968	231.7	16:51:41.537
16			35.859	39.181		229.7		16		6:18.218 P	36.849	40.257	5:01.112	232.7	16:57:59.755
17								17		2:33.842	54.982	41.053	57.807	136.5	17:00:33.597
18								18		2:10.836	36.026	39.108	55.702	233.7	17:02:44.433
19								19		2:10.222	35.784	38.628	55.810	233.2	17:04:54.655
20								20			36.125	39.710		233.2	

<b>100</b>	1 Jakub Dwernicki	Porsche 911 GT3 Cup gen 2			
PROAM	2 Jan Antoszewski	Alda Motorsport			

Lap	D	Time	Sector 1	Sector 2	Sector 3	T. Spd	Elapsed
1		16:15:03.323			16:15:03.323		16:15:03.323
2		2:16.939			16:17:20.262		16:17:20.262
3		4:31.968			16:21:52.230		16:21:52.230
4		2:26.412 P			16:24:18.642		16:24:18.642
5		4:41.473			16:29:00.115		16:29:00.115
6		2:10.627			16:31:10.742		16:31:10.742
7		2:10.105			16:33:20.847		16:33:20.847
8		2:09.580			16:35:30.427		16:35:30.427
9		3:27.136			16:38:57.563		16:38:57.563
10		2:04.097			16:41:01.660		16:41:01.660
11		2:12.097			16:43:13.757		16:43:13.757
12		2:10.463			16:45:24.220		16:45:24.220
13		2:10.301			16:47:34.521		16:47:34.521
14		2:09.893			16:49:44.414		16:49:44.414
15		2:18.428			16:52:02.842		16:52:02.842
16		4:58.735			16:57:01.577		16:57:01.577
17		2:16.768			16:59:18.345		16:59:18.345
18		4:29.565			17:03:47.910		17:03:47.910
19		2:16.114			17:06:04.024		17:06:04.024
20		2:15.874			17:08:19.898		17:08:19.898
21		2:59.528 P			17:11:19.426		17:11:19.426



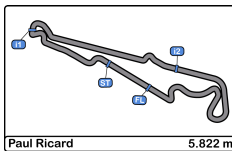


Paul Ricard  
 GT Cup Open Europe  
 Private test - 2  
**Best Sectors Results**



Sector - 1				Sector - 2				Sector - 3				Ideal Lap vs Best Lap				
Clas	Nº	Driver	Time	Nº	Driver	Time	Nº	Driver	Time	Clas	Nº	Driver	Ideal Lap	Best Lap	Clas	
1	24	Blazek - Lisowski	35.293	24	Blazek - Lisowski	38.487	24	Blazek - Lisowski	54.579	1	24	Blazek - Lisowski	2:08.359	2:08.402	2	
2	26	Darmetko - Janosz	35.541	191	Gillion - Verdonck	38.628	26	Darmetko - Janosz	54.659	2	26	Darmetko - Janosz	2:09.078	2:09.160	3	
3	28	Zamparelli - Klingelberg	35.653	26	Darmetko - Janosz	38.878	28	Zamparelli - Klingelberg	55.380	3	191	Gillion - Verdonck	2:10.114	2:10.222	4	
4	191	Gillion - Verdonck	35.784	66	Andrzej Lewandowski	38.986	66	Andrzej Lewandowski	55.433	4	28	Zamparelli - Klingelberg	2:10.142	2:10.298	5	
5	66	Andrzej Lewandowski	35.859	28	Zamparelli - Klingelberg	39.109	191	Gillion - Verdonck	55.702	5	66	Andrzej Lewandowski	2:10.278	2:10.704	6	
6	27	Mauro - Aristot	37.871	27	Mauro - Aristot	39.920	27	Mauro - Aristot	57.748	6	27	Mauro - Aristot	2:15.539	2:16.364	7	
7	100	Dwernicki - Antoszewski	Transpon	100	Dwernicki - Antoszewski	Transpon	100	Dwernicki - Antoszewski	Transpon	7	100	Dwernicki - Antoszewski	Transpon	2:04.097	1	



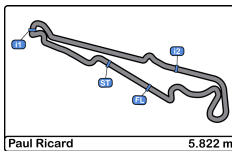


**Paul Ricard**  
**GT Cup Open Europe**  
**Private test - 2**  
**Best 5 Lap Times**



Cl	N°	Entrant/Team	Nat	Driver 1	Nat	Status	Driver 2	Nat	Status	Vehicle	Cat	Cl	Best 1		Best 2		Best 3		Best 4		Best 5	
													Time	Lap	Time	Lap	Time	Lap	Time	Lap	Time	Lap
1	100	Alda Motorsport	POL	Jakub Dwernicki	POL		Jan Antoszewski	POL		Porsche 911 GT3 Cup gen 2	PROAM	1	2:04.097	10	2:09.580	8	2:09.893	14	2:10.105	7	2:10.301	13
2	24	A&P Racing Team PTT Tech Support	POL	Maciej Blazek	POL		Mateusz Lisowski	POL		Porsche 991 GT3 Cup gen 2	PROAM	2	2:08.402	3	2:08.954	5	2:08.968	6	2:09.509	2	2:10.046	4
3	26	Q1 by EMG Motorsport	BEL	Maciej Darmetko	POL		Artur Janosz	POL		Porsche 911 GT3 Cup gen 2	PROAM	3	2:09.160	5	2:09.551	4	2:09.826	3	2:13.990	13	2:14.136	14
4	191	PROsport Racing	BEL	Rodrigue Gillion	BEL		Nico Verdonck	BEL		Aston Martin Vantage	PROAM	4	2:10.222	19	2:10.836	18	2:12.071	4	2:13.404	9	2:13.677	2
5	28	J. Morcillo / E2P Racing	ESP	Dino Zamparelli	GBR		Jan Klingenberg	CHE		Porsche 911 GT3 Cup gen 2	PROAM	5	2:10.298	15	2:10.838	19	2:10.963	14	2:12.358	18	2:14.830	5
6	66	Vincenzo Sospiri Racing	ITA	Andrzej Lewandowski	POL					Lamborghini Huracan Super Trofeo	AM	1	2:10.704	13	2:11.346	12	2:12.741	11	2:13.324	8	2:13.633	15
7	27	Three Sixty Racing Team	AND	Marcio Mauro	BRA		Oscar Aristot	AND		Porsche 911 GT3 Cup gen 2	AM	2	2:16.364	10	2:17.417	7	2:18.194	8	2:18.442	9	2:20.210	6



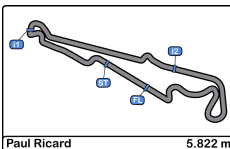


**Paul Ricard**  
**GT Cup Open Europe**  
**Private test - 2**  
**Best 5 Top Speeds**



Cl	N°	Entrant/Team	Nat	Driver 1	Nat	Driver 2	Nat	Vehicle	Cat	Cl	Top 1		Top 2		Top 3		Top 4		Top 5		Avg
											Km/h	Lap	Km/h	Lap	Km/h	Lap	Km/h	Lap	Km/h	Lap	
1	27	Three Sixty Racing Team	ESP	Marcio Mauro	BRA	Oscar Aristot	ESP	Porsche 911 GT3 Cup gen 2	AM	1	238.9	9	238.9	19	237.3	10	237.3	20	236.3	6	237.7
2	24	A&P Racing Team PTT Tech Support	POL	Maciej Blazek	POL	Mateusz Lisowski	POL	Porsche 991 GT3 Cup gen 2	PROAM	1	236.3	12	235.2	16	234.7	10	234.2	2	234.2	4	234.9
3	26	Q1 by EMG Motorsport	BEL	Maciej Darmetko	POL	Artur Janosz	POL	Porsche 911 GT3 Cup gen 2	PROAM	2	235.2	6	232.7	5	232.2	3	231.7	4	231.7	13	232.7
4	66	Vincenzo Sospiri Racing	ITA	Andrzej Lewandowski	POL			Lamborghini Huracan Super Trofeo	AM	2	234.7	11	229.7	12	229.7	13	229.7	14	229.7	16	230.7
5	191	PROsport Racing	DEU	Rodrigue Gillion	BEL	Nico Verdonck	BEL	Aston Martin Vantage	PROAM	3	233.7	18	233.2	19	233.2	20	232.7	4	232.7	16	233.1
6	28	J. Morcillo / E2P Racing	ESP	Dino Zamparelli	GBR	Jan Klingelberg	CHE	Porsche 911 GT3 Cup gen 2	PROAM	4	230.7	18	230.7	22	229.7	12	229.7	16	229.7	19	230.1



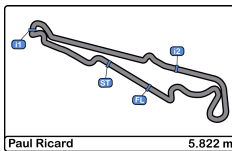


Paul Ricard  
 GT Cup Open Europe  
 Private test - 2  
**Fastest Laps Sequence**



Lap	Time of Day	Session Time	N°	Entrant/Team	Nat	Driver 1	Nat	Driver 2	Nat	Vehicle	Cat	Time	Km/h
2	16:14:52.154	4:52.154	26	Q1 by EMG Motorsport		Maciej Darmetko		Artur Janosz		Porsche 911 GT3 Cup gen 2	PROAM	<b>2:15.963</b>	154.1
3	16:17:01.980	7:01.980	26	Q1 by EMG Motorsport		Maciej Darmetko		Artur Janosz		Porsche 911 GT3 Cup gen 2	PROAM	<b>2:09.826</b>	161.4
2	16:18:07.316	8:07.316	24	A&P Racing Team PTT Tech Support		Maciej Blazek		Mateusz Lisowski		Porsche 991 GT3 Cup gen 2	PROAM	<b>2:09.509</b>	161.8
3	16:20:15.718	10:15.718	24	A&P Racing Team PTT Tech Support		Maciej Blazek		Mateusz Lisowski		Porsche 991 GT3 Cup gen 2	PROAM	<b>2:08.402</b>	163.2
10	16:41:01.660	31:01.660	100	Alda Motorsport		Jakub Dwernicki		Jan Antoszewski		Porsche 911 GT3 Cup gen 2	PROAM	<b>2:04.097</b>	168.8



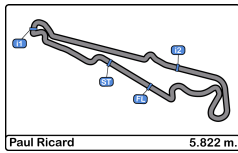


**Paul Ricard**  
**GT Cup Open Europe**  
**Private test - 2**  
**Event Best Maximum Speed**



N°	Entrant/Team	Nat	Driver 1	Nat	Driver 2	Nat	Vehicle	Cat	Km/h	Session
27	Three Sixty Racing Team	AND	Marcio Mauro	BRA	Oscar Aristot	AND	Porsche 911 GT3 Cup gen 2	AM	<b>238.9</b>	Private test - 2
24	A&P Racing Team PTT Tech Support	POL	Maciej Blazek	POL	Mateusz Lisowski	POL	Porsche 991 GT3 Cup gen 2	PROAM	<b>236.3</b>	Private test - 2
26	Q1 by EMG Motorsport	BEL	Maciej Darmetko	POL	Artur Janosz	POL	Porsche 911 GT3 Cup gen 2	PROAM	<b>235.2</b>	Private test - 2
66	Vincenzo Sospiri Racing	ITA	Andrzej Lewandowski	POL			Lamborghini Huracan Super Trofeo Evo	AM	<b>234.7</b>	Private test - 2
191	PROsport Racing	DEU	Rodrigue Gillion	BEL	Nico Verdonck	BEL	Aston Martin Vantage	PROAM	<b>233.7</b>	Private test - 2
28	J. Morcillo / E2P Racing	ESP	Dino Zamparelli	GBR	Jan Klingelberg	CHE	Porsche 911 GT3 Cup gen 2	PROAM	<b>230.7</b>	Private test - 2





**Paul Ricard**  
**GT Cup Open Europe**  
**Private test - 2**  
**Pit Stop Analysis**



**24**

Maciej Blazek PROAM A&P Racing Team PTT Tech Support  
 Mateusz Lisowski Porsche 991 GT3 Cup gen 2

Nr.	In Day Time	In Time	Out Time	Pit Time	T. Pit Time	Handicap	Penalty
1	16:28:52.120	16:28:52.120	16:31:38.341	2:46.221	2:46.221		
2	16:42:40.915	16:42:40.915	16:44:10.519	1:29.604	4:15.825		

**26**

Maciej Darmetko PROAM Q1 by EMG Motorsport  
 Artur Janosz Porsche 911 GT3 Cup gen 2

Nr.	In Day Time	In Time	Out Time	Pit Time	T. Pit Time	Handicap	Penalty
1	16:23:29.377	16:23:29.377	16:27:35.544	4:06.167	4:06.167		
2	16:37:16.492	16:37:16.492	16:38:45.589	1:29.097	5:35.264		

**27**

Marcio Mauro AM Three Sixty Racing Team  
 Oscar Aristot Porsche 911 GT3 Cup gen 2

Nr.	In Day Time	In Time	Out Time	Pit Time	T. Pit Time	Handicap	Penalty
1	16:20:53.315	16:20:53.315	16:23:09.593	2:16.278	2:16.278		
2	16:44:06.999	16:44:06.999	16:47:50.722	3:43.723	6:00.001		

**28**

Dino Zamparelli PROAM J. Morcillo / E2P Racing  
 Jan Klingenberg Porsche 911 GT3 Cup gen 2

Nr.	In Day Time	In Time	Out Time	Pit Time	T. Pit Time	Handicap	Penalty
1	16:38:32.373	16:38:32.373	16:41:45.221	3:12.848	3:12.848		
2	16:50:39.092	16:50:39.092	16:55:53.717	5:14.625	8:27.473		

**66**

Andrzej Lewandowski AM Vincenzo Sospiri Racing  
 Lamborghini Huracan Super Trofeo Evo

Nr.	In Day Time	In Time	Out Time	Pit Time	T. Pit Time	Handicap	Penalty
1	16:24:07.276	16:24:07.276	16:33:06.371	8:59.095	8:59.095		
2	16:42:39.897	16:42:39.897	16:54:48.166	12:08.269	21:07.364		

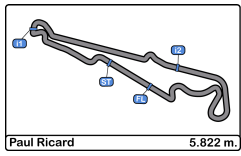
**191**

Rodrigue Gillion PROAM PROsport Racing  
 Nico Verdonck Aston Martin Vantage

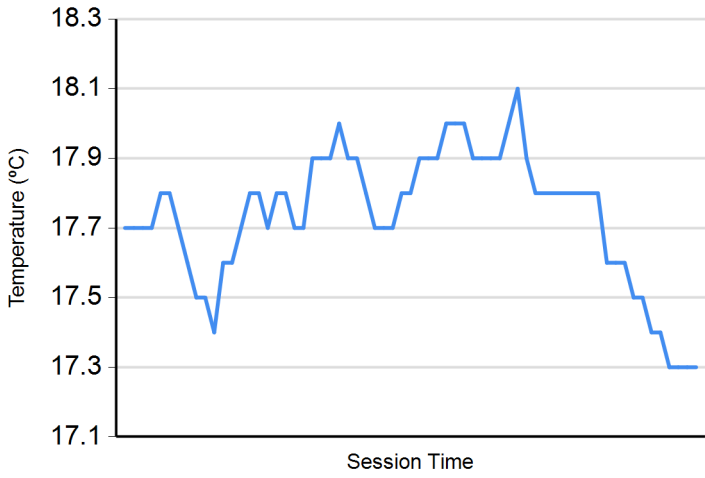
Nr.	In Day Time	In Time	Out Time	Pit Time	T. Pit Time	Handicap	Penalty
1	16:25:44.787	16:25:44.787	16:29:07.939	3:23.152	3:23.152		
2	16:53:54.193	16:53:54.193	16:58:17.130	4:22.937	7:46.089		



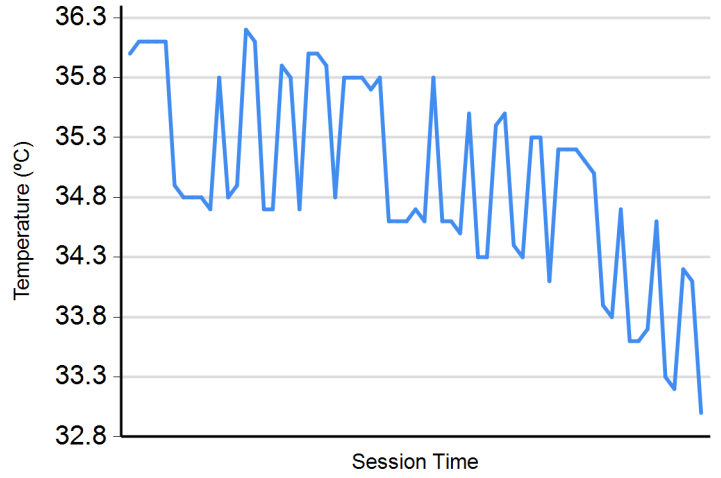




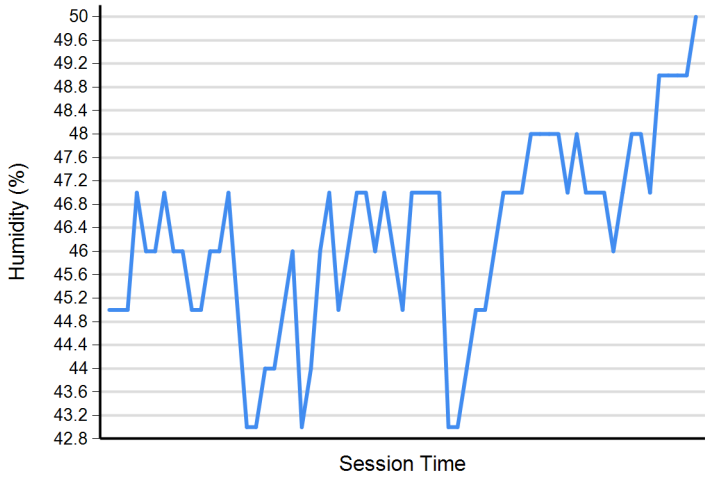
**Air Temperature**



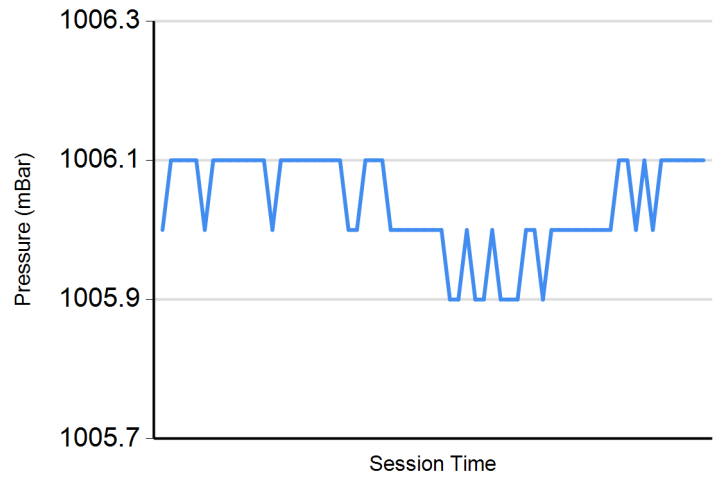
**Track Temperature**



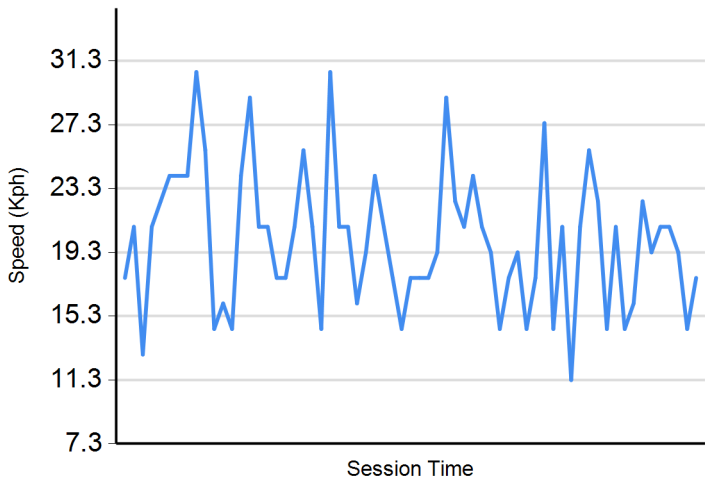
**Humidity**



**Pressure**

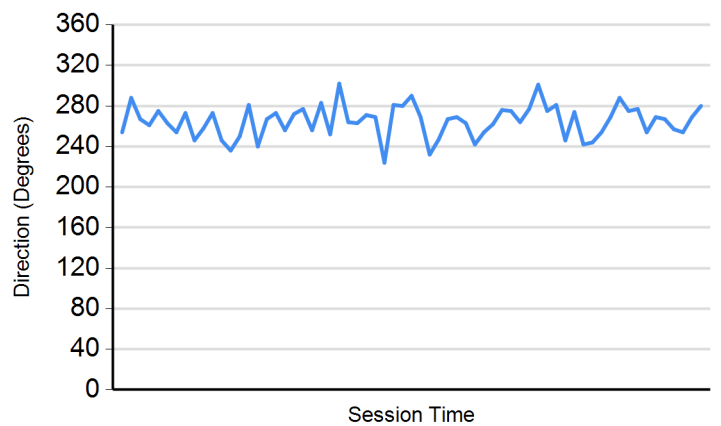


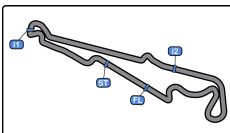
**Wind Speed**



**Wind direction**

North = 0°/360° Est = 90° South = 180° West = 270°





**Paul Ricard**  
**GT Cup Open Europe**  
**Private test 1 - 2**



**Combined Results**

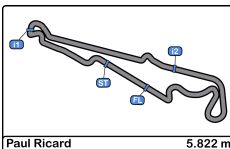
Paul Ricard 5.822 m.

Cls	N°	Entrant/Team	Nat	Driver 1	Nat	Driver 2	Nat	Vehicle	Cat	Cls	Laps	Private test - 1	Private test - 2	Best	Gap	Interval	Km/h		
1	100	Alda Motorsport	POL	Jakub Dwernicki	POL	Jan Antoszewski	POL	Porsche 911 GT3 Cup gen 2	PROAM	1	21		2:04.097	10	2:04.097			168.8	
2	24	A&P Racing Team PTT Tech Support	POL	Maciej Blazek	POL	Mateusz Lisowski	POL	Porsche 991 GT3 Cup gen 2	PROAM	2	30	2:09.553	9	2:08.402	3	2:08.402	4.305	4.305	163.2
3	26	Q1 by EMG Motorsport	BEL	Maciej Darmetko	POL	Artur Janosz	POL	Porsche 911 GT3 Cup gen 2	PROAM	3	36	2:10.484	8	2:09.160	5	2:09.160	5.063	0.758	162.2
4	191	PROsport Racing	DEU	Rodrigue Gillion	BEL	Nico Verdonck	BEL	Aston Martin Vantage	PROAM	4	32	2:11.031	12	2:10.222	19	2:10.222	6.125	1.062	160.9
5	28	J. Morcillo / E2P Racing	ESP	Dino Zamparelli	GBR	Jan Klingelberg	CHE	Porsche 911 GT3 Cup gen 2	PROAM	5	43	2:11.193	8	2:10.298	15	2:10.298	6.201	0.076	160.8
6	66	Vincenzo Sospiri Racing	ITA	Andrzej Lewandowski	POL			Lamborghini Huracan Super Trofeo Evo	AM	1	28	2:10.723	6	2:10.704	13	2:10.704	6.607	0.406	160.3
7	27	Three Sixty Racing Team	AND	Marcio Mauro	BRA	Oscar Aristot	AND	Porsche 911 GT3 Cup gen 2	AM	2	19		2:16.364	10	2:16.364	12.267	5.660	153.7	

Published at:.....

<b>Stewards:</b>	<b>Race Director:</b>	<b>Timekeeper:</b>  Luis Angel Garcia Nuñez JOB/I-0020-ESP
------------------	-----------------------	--





**Paul Ricard**  
**GT Cup Open Europe**  
**Free Practice - 1**  
**Provisional Results**



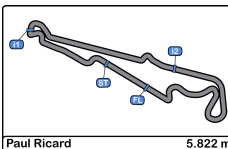
Cls	N°	Entrant/Team	Nat	Driver 1	Nat	Driver 2	Nat	Vehicle	Cat	Cls	Laps	Best	Time	Gap	Interval	Km/h
1	66	Vincenzo Sospiri Racing	ITA	Andrzej Lewandowski	POL			Lamborghini Huracan Super Trofeo Evo	AM	1	11	11	2:12.267			158.4
2	100	Alda Motorsport	POL	Jakub Dwernicki	POL	Jan Antoszewski	POL	Porsche 911 GT3 Cup gen 2	PROAM	1	10	7	2:12.632	0.365	0.365	158.0
3	28	J. Morcillo / E2P Racing	ESP	Dino Zamparelli	GBR	Jan Klingelberg	CHE	Porsche 911 GT3 Cup gen 2	PROAM	2	12	12	2:13.206	0.939	0.574	157.3
4	26	Q1 by EMG Motorsport	BEL	Maciej Darmetko	POL	Artur Janosz	POL	Porsche 911 GT3 Cup gen 2	PROAM	3	12	4	2:14.417	2.150	1.211	155.9
5	191	PROsport Racing	DEU	Rodrigue Gillion	BEL	Nico Verdonck	BEL	Aston Martin Vantage	PROAM	4	7	4	2:14.593	2.326	0.176	155.7
6	27	Three Sixty Racing Team	AND	Marcio Mauro	BRA	Oscar Aristot	AND	Porsche 911 GT3 Cup gen 2	AM	2	11	5	2:14.750	2.483	0.157	155.5
7	32	Three Sixty Racing Team	AND	Fernando Fortes	BRA			Porsche 911 GT3 Cup gen 2	AM	3	3	2	2:14.938	2.671	0.188	155.3
8	126	Three Sixty Racing Team	AND	Albert Estragués	ESP			Transam Euro Ford Mustang 2018	AM	4	8	7	2:16.700	4.433	1.762	153.3
9	44	Eugenio Pisani	ITA	Eugenio Pisani	ITA	Stefano Bozzoni	ITA	Porsche 911 GT3 Cup gen 1	PROAM	5	6	5	2:26.280	14.013	9.580	143.2
10	24	A&P Racing Team PTT Tech Support	POL	Maciej Blazek	POL	Mateusz Lisowski	POL	Porsche 991 GT3 Cup gen 2	PROAM	6	1	1	18:37:38.3	18:35:26.	18:35:12.	00.0

Published at:.....

Track Temp: 28.6 °C Air Temp: 15.8 °C Humidity: 55 % Track Status: DRY

<b>Stewards:</b>	<b>Race Director:</b>	<b>Timekeeper:</b> Luis Angel Garcia Nuñez JOB/I-0020-ESP
------------------	-----------------------	--





**Paul Ricard**  
**GT Cup Open Europe**  
**Free Practice - 1**  
**Provisional Results by Class**



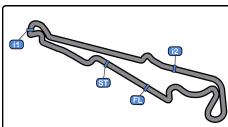
Cls	N°	Entrant/Team	Nat	Driver 1	Nat	Driver 2	Nat	Vehicle	Cat	Cls	Laps	Best	Time	Gap	Interval	Km/h
<b>AM</b>																
1	66	Vincenzo Sospiri Racing	ITA	Andrzej Lewandowski	POL			Lamborghini Huracan Super Trofeo Evo	AM	1	11	11	2:12.267			158.4
2	27	Three Sixty Racing Team	AND	Marcio Mauro	BRA	Oscar Aristot	AND	Porsche 911 GT3 Cup gen 2	AM	2	11	5	2:14.750	2.483	2.483	155.5
3	32	Three Sixty Racing Team	AND	Fernando Fortes	BRA			Porsche 911 GT3 Cup gen 2	AM	3	3	2	2:14.938	2.671	0.188	155.3
4	126	Three Sixty Racing Team	AND	Albert Estragués	ESP			Transam Euro Ford Mustang 2018	AM	4	8	7	2:16.700	4.433	1.762	153.3
<b>PROAM</b>																
1	100	Alda Motorsport	POL	Jakub Dwernicki	POL	Jan Antoszewski	POL	Porsche 911 GT3 Cup gen 2	PROAM	1	10	7	2:12.632			158.0
2	28	J. Morcillo / E2P Racing	ESP	Dino Zamparelli	GBR	Jan Klingelberg	CHE	Porsche 911 GT3 Cup gen 2	PROAM	2	12	12	2:13.206	0.574	0.574	157.3
3	26	Q1 by EMG Motorsport	BEL	Maciej Darmetko	POL	Artur Janosz	POL	Porsche 911 GT3 Cup gen 2	PROAM	3	12	4	2:14.417	1.785	1.211	155.9
4	191	PROsport Racing	BEL	Rodrigue Gillion	BEL	Nico Verdonck	BEL	Aston Martin Vantage	PROAM	4	7	4	2:14.593	1.961	0.176	155.7
5	44	Eugenio Pisani	ITA	Eugenio Pisani	ITA	Stefano Bozzoni	ITA	Porsche 911 GT3 Cup gen 1	PROAM	5	6	5	2:26.280	13.648	11.687	143.2
6	24	A&P Racing Team PTT Tech Support	POL	Maciej Blazek	POL	Mateusz Lisowski	POL	Porsche 991 GT3 Cup gen 2	PROAM	6	1	1	18:37.38.3	18:35:25.	18:35:12.	00.0

Published at:.....

Track Temp: 28.6 °C Air Temp: 15.8 °C Humidity: 55 % Track Status: DRY

<b>Stewards:</b>	<b>Race Director:</b>	<b>Timekeeper:</b> Luis Angel Garcia Nuñez JOB/I-0020-ESP
------------------	-----------------------	--





**Paul Ricard**  
**GT Cup Open Europe**  
**Free Practice - 1**

**Provisional Results by Category**



Paul Ricard 5.822 m

Cls	N°	Entrant/Team	Nat	Driver 1	Nat	Driver 2	Nat	Vehicle	Cat	Cls	Laps	Best	Time	Gap	Interval	Km/h
<b>GT Open Cup Europe</b>																
1	66	Vincenzo Sospiri Racing	ITA	Andrzej Lewandowski	POL			Lamborghini Huracan Super Trofeo Evo	AM	1	11	11	2:12.267			158.4
2	100	Alda Motorsport	POL	Jakub Dwernicki	POL	Jan Antoszewski	POL	Porsche 911 GT3 Cup gen 2	PROAM	1	10	7	2:12.632	0.365	0.365	158.0
3	28	J. Morcillo / E2P Racing	ESP	Dino Zamparelli	GBR	Jan Klingenberg	CHE	Porsche 911 GT3 Cup gen 2	PROAM	2	12	12	2:13.206	0.939	0.574	157.3
4	26	Q1 by EMG Motorsport	BEL	Maciej Darmetko	POL	Artur Janosz	POL	Porsche 911 GT3 Cup gen 2	PROAM	3	12	4	2:14.417	2.150	1.211	155.9
5	191	PROsport Racing	DEU	Rodrigue Gillion	BEL	Nico Verdonck	BEL	Aston Martin Vantage	PROAM	4	7	4	2:14.593	2.326	0.176	155.7
6	27	Three Sixty Racing Team	AND	Marcio Mauro	BRA	Oscar Aristot	AND	Porsche 911 GT3 Cup gen 2	AM	2	11	5	2:14.750	2.483	0.157	155.5
7	32	Three Sixty Racing Team	AND	Fernando Fortes	BRA			Porsche 911 GT3 Cup gen 2	AM	3	3	2	2:14.938	2.671	0.188	155.3
8	126	Three Sixty Racing Team	AND	Albert Estragués	ESP			Transam Euro Ford Mustang 2018	AM	4	8	7	2:16.700	4.433	1.762	153.3
9	44	Eugenio Pisani	ITA	Eugenio Pisani	ITA	Stefano Bozzoni	ITA	Porsche 911 GT3 Cup gen 1	PROAM	5	6	5	2:26.280	14.013	9.580	143.2
10	24	A&P Racing Team PTT Tech Support	POL	Maciej Blazek	POL	Mateusz Lisowski	POL	Porsche 991 GT3 Cup gen 2	PROAM	6	1	1	18:37:38.3	18:35:26.	18:35:12.	00.0

Published at:.....

Track Temp: 28.6 °C Air Temp: 15.8 °C Humidity: 55 % Track Status: DRY

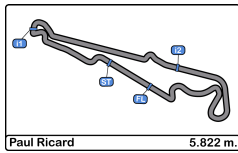
Stewards:

Race Director:

Timekeeper: Luis Angel Garcia Nuñez

JOB/I-0020-ESP





**Paul Ricard**  
**GT Cup Open Europe**  
**Free Practice - 1**  
**Lap Analysis**



**24** 1 Maciej Blazek Porsche 991 GT3 Cup gen 2  
 PROAM 2 Mateusz Lisowski A&P Racing Team PTT Tech Support

Lap D	Time	Sector 1	Sector 2	Sector 3	T. Spd	Elapsed
1	18:37:38.326	P		18:37:38.326		18:37:38.326

**26** 1 Maciej Darmetko Porsche 911 GT3 Cup gen 2  
 PROAM 2 Artur Janosz Q1 by EMG Motorsport

Lap D	Time	Sector 1	Sector 2	Sector 3	T. Spd	Elapsed	
1	18:23:51.000	18:22:06.884	43.713	1:00.403	100.0	18:23:51.000	
2	2:15.485	37.641	40.136	57.708	228.8	18:26:06.485	
3	2:15.090	37.345	40.001	57.744	230.2	18:28:21.575	
4	2:14.417	37.277	39.987	57.153	232.7	18:30:35.992	
5	2:14.572	36.793	40.018	57.761	230.7	18:32:50.564	
6	2:15.761	37.173	40.067	58.521	230.2	18:35:06.325	
7	2:15.642	37.209	40.289	58.144	229.7	18:37:21.967	
8	2:30.392	P	38.688	45.860	1:05.844	207.6	18:39:52.359
9	7:20.677	P	5:03.710	52.859	1:24.108	144.5	18:47:13.036
10	7:06.675		5:28.623	40.218	57.834	137.7	18:54:19.711
11	2:15.019	36.658	41.296	57.065	231.2	18:56:34.730	
12	2:24.926	P	36.853	41.113	1:06.960	230.7	18:58:59.656

**27** 1 Marcio Mauro Porsche 911 GT3 Cup gen 2  
 AM 2 Oscar Aristot Three Sixty Racing Team

Lap D	Time	Sector 1	Sector 2	Sector 3	T. Spd	Elapsed	
1	18:26:05.889	18:24:04.449	53.576	1:07.864	98.2	18:26:05.889	
2	2:48.167	P	39.310	43.523	1:25.334	186.2	18:28:54.056
3	2:36.173		55.103	42.170	58.900	129.4	18:31:30.229
4	2:16.286		37.482	40.627	58.177	237.3	18:33:46.515
5	2:14.750		37.682	39.554	57.514	236.3	18:36:01.265
6	2:18.764		37.336	40.735	1:00.693	237.8	18:38:20.029
7	2:16.250		37.980	39.948	58.322	236.8	18:40:36.279
8	8:08.140	P	37.131	40.601	6:50.408	206.8	18:48:44.419
9	5:42.467		3:58.326	43.550	1:00.591	115.5	18:54:26.886
10	2:19.878		38.865	41.431	59.582	240.5	18:56:46.764
11	2:19.916		39.926	41.483	58.507	216.4	18:59:06.680
12			39.368	43.616		170.6	

**28** 1 Dino Zamparelli Porsche 911 GT3 Cup gen 2  
 PROAM 2 Jan Klingenberg J. Morcillo / E2P Racing

Lap D	Time	Sector 1	Sector 2	Sector 3	T. Spd	Elapsed	
1	18:23:43.644	18:21:51.033	48.627	1:03.984	104.1	18:23:43.644	
2	2:18.855		38.792	41.500	58.563	227.3	18:26:02.499
3	2:16.054		37.502	40.702	57.850	227.8	18:28:18.553
4	2:14.409		37.171	40.258	56.980	228.8	18:30:32.962
5	2:14.080		37.033	40.116	56.931	228.8	18:32:47.042
6	5:29.451	P	36.974	40.330	4:12.147	228.8	18:38:16.493
7	2:48.851		1:02.574	45.678	1:00.599	108.0	18:41:05.344
8	2:16.489		38.804	40.291	57.394	227.8	18:43:21.833
9	6:22.063	P	36.790	39.994	5:05.279	229.2	18:49:43.896
10	4:39.867		3:02.635	40.686	56.546	125.1	18:54:23.763
11	2:13.887		37.353	39.928	56.606	230.2	18:56:37.650
12	2:13.206		36.867	39.813	56.526	229.7	18:58:50.856
13			36.914	39.989		229.2	

**32** 1 Fernando Fortes Porsche 911 GT3 Cup gen 2  
 AM 2 Three Sixty Racing Team

Lap D	Time	Sector 1	Sector 2	Sector 3	T. Spd	Elapsed
1	18:54:23.745			18:54:23.745		18:54:23.745
2	2:14.938			18:56:38.683		18:56:38.683
3	2:25.585			18:59:04.268		18:59:04.268

**44** 1 Eugenio Pisani Porsche 911 GT3 Cup gen 1  
 PROAM 2 Stefano Bozzoni Eugenio Pisani

Lap D	Time	Sector 1	Sector 2	Sector 3	T. Spd	Elapsed	
1	18:28:06.943	18:26:01.854	49.073	1:16.016	108.0	18:28:06.943	
2	3:17.299	P	41.819	1:00.465	1:35.015	230.7	18:31:24.242
3	5:07.121		3:16.641	46.289	1:04.191	140.2	18:36:31.363
4	2:27.899		39.873	44.765	1:03.261	229.2	18:38:59.262
5	2:26.280		39.660	44.353	1:02.267	231.7	18:41:25.542
6	13:40.965	P		14:43.232	229.2	18:55:06.507	

**66** 1 Andrzej Lewandowski Lamborghini Huracan Super Trofeo Evo  
 AM 2 Vincenzo Sospiri Racing

Lap D	Time	Sector 1	Sector 2	Sector 3	T. Spd	Elapsed	
1	18:26:44.599	18:25:03.614	42.358	58.627	121.6	18:26:44.599	
2	2:15.991		37.353	40.555	58.083	222.6	18:29:00.590
3	2:16.017		37.040	42.070	56.907	221.7	18:31:16.607
4	2:14.307		36.782	40.214	57.311	225.0	18:33:30.914
5	2:13.519		36.676	40.706	56.137	223.6	18:35:44.433
6	5:47.101	P	36.677	39.793	4:30.631	225.9	18:41:31.534
7	2:47.966		1:05.516	44.457	57.993	113.5	18:44:19.500
8	8:18.636	P	37.898	53.496	6:47.242	223.1	18:52:38.136
9	2:33.414		54.935	40.879	57.600	132.0	18:55:11.550
10	2:12.849		36.696	39.793	56.360	225.0	18:57:24.399
11	2:12.267		36.223	39.852	56.192	223.1	18:59:36.666
12			36.106	41.374		224.5	

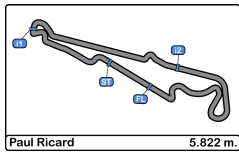
**100** 1 Jakub Dwernicki Porsche 911 GT3 Cup gen 2  
 PROAM 2 Jan Antoszewski Alda Motorsport

Lap D	Time	Sector 1	Sector 2	Sector 3	T. Spd	Elapsed
1	18:23:18.651			18:23:18.651		18:23:18.651
2	2:27.893			18:25:46.544		18:25:46.544
3	2:33.425			18:28:19.969		18:28:19.969
4	10:01.260			18:38:21.229		18:38:21.229
5	2:14.484			18:40:35.713		18:40:35.713
6	2:13.445			18:42:49.158		18:42:49.158
7	2:12.632			18:45:01.790		18:45:01.790
8	3:17.187			18:48:18.977		18:48:18.977
9	6:06.140			18:54:25.117		18:54:25.117
10	4:40.925			18:59:06.042		18:59:06.042

**126** 1 Albert Estragués Transam Euro Ford Mustang 2018  
 AM 2 Three Sixty Racing Team

Lap D	Time	Sector 1	Sector 2	Sector 3	T. Spd	Elapsed	
1	18:32:10.812	P		18:32:10.812		18:32:10.812	
2	4:38.906	P	1:08.359	46.826	2:43.721	88.4	18:36:49.718
3	2:50.904		1:01.365	46.505	1:03.034	110.2	18:39:40.622
4	2:18.932		39.042	41.357	58.533	217.7	18:41:59.554
5	9:10.053	P	38.115	41.576	7:50.362	230.2	18:51:09.607
6	3:22.973		1:42.474	41.498	59.001	119.2	18:54:32.580
7	2:16.700		37.819	40.361	58.520	230.2	18:56:49.280
8	2:21.338		37.811	41.552	1:01.975	231.2	18:59:10.618
9			38.586	48.486		230.7	





**Paul Ricard**  
**GT Cup Open Europe**  
**Free Practice - 1**  
**Lap Analysis**



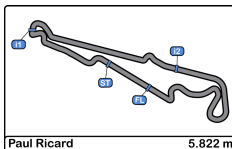
191

1 Rodrigue Gillion Aston Martin Vantage

PROAM 2 Nico Verdonck PROsport Racing

Lap	D	Time	Sector 1	Sector 2	Sector 3	T. Spd	Elapsed
1		18:28:21.392	18:26:36.072	44.379	1:00.941	112.1	18:28:21.392
2		2:17.695	38.672	40.881	58.142	232.2	18:30:39.087
3		2:16.307	37.667	40.945	57.695	232.2	18:32:55.394
4		<u>2:14.593</u>	37.146	40.221	<u>57.226</u>	231.7	18:35:09.987
5		16:15.478 P	<u>36.749</u>	<u>39.756</u>	14:58.973	232.7	18:51:25.465
6		4:13.466 P	1:41.182	44.377	1:47.907	97.9	18:55:38.931
7		2:32.504	53.865	40.598	58.041	140.2	18:58:11.435
8			36.974	40.498		232.2	





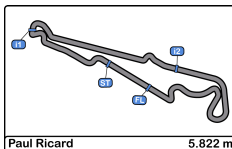
Paul Ricard  
 GT Cup Open Europe  
 Free Practice - 1  
**Best Sectors Results**



Sector - 1				Sector - 2				Sector - 3				Ideal Lap vs Best Lap				
Clas	Nº	Driver	Time	Nº	Driver	Time	Nº	Driver	Time	Clas	Nº	Driver	Ideal Lap	Best Lap	Clas	
1	66	Andrzej Lewandowski	36.106	27	Mauro - Aristot	39.554	66	Andrzej Lewandowski	56.137	1	66	Andrzej Lewandowski	2:12.036	2:12.267	1	
2	26	Darmetko - Janosz	36.658	191	Gillion - Verdonck	39.756	28	Zamparelli - Klingelberg	56.526	2	28	Zamparelli - Klingelberg	2:13.129	2:13.206	3	
3	191	Gillion - Verdonck	36.749	66	Andrzej Lewandowski	39.793	26	Darmetko - Janosz	57.065	3	26	Darmetko - Janosz	2:13.710	2:14.417	4	
4	28	Zamparelli - Klingelberg	36.790	28	Zamparelli - Klingelberg	39.813	191	Gillion - Verdonck	57.226	4	191	Gillion - Verdonck	2:13.731	2:14.593	5	
5	27	Mauro - Aristot	37.131	26	Darmetko - Janosz	39.987	27	Mauro - Aristot	57.514	5	27	Mauro - Aristot	2:14.199	2:14.750	6	
6	126	Albert Estragués	37.811	126	Albert Estragués	40.361	126	Albert Estragués	58.520	6	126	Albert Estragués	2:16.692	2:16.700	8	
7	44	Pisani - Bozzoni	39.660	44	Pisani - Bozzoni	44.353	44	Pisani - Bozzoni	1:02.267	7	44	Pisani - Bozzoni	2:26.280	2:26.280	9	
8	100	Dwernicki - Antoszewski	Transpon	100	Dwernicki - Antoszewski	Transpon	100	Dwernicki - Antoszewski	Transpon	8	100	Dwernicki - Antoszewski	Transpon	2:12.632	2	
9	24	Blazek - Lisowski	Transpon	24	Blazek - Lisowski	Transpon	24	Blazek - Lisowski	Transpon	9	24	Blazek - Lisowski	Transpon	Transpo	10	
10	32	Fernando Fortes	Transpon	32	Fernando Fortes	Transpon	32	Fernando Fortes	Transpon	10	32	Fernando Fortes	Transpon	2:14.938	7	





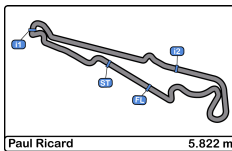


Paul Ricard  
 GT Cup Open Europe  
 Free Practice - 1  
 Best 5 Lap Times



Cl	N°	Entrant/Team	Nat	Driver 1	Nat	Status	Driver 2	Nat	Status	Vehicle	Cat	Cl	Best 1		Best 2		Best 3		Best 4		Best 5		
													Time	Lap	Time	Lap	Time	Lap	Time	Lap	Time	Lap	
1	66	Vincenzo Sospiri Racing	ITA	Andrzej Lewandowski	POL					Lamborghini Huracan Super Trofeo	AM	1	2:12.267	11	2:12.849	10	2:13.519	5	2:14.307	4	2:15.991	2	
2	100	Alda Motorsport	POL	Jakub Dwernicki	POL		Jan Antoszewski	POL		Porsche 911 GT3 Cup gen 2	PROAM	1	2:12.632	7	2:13.445	6	2:14.484	5	2:27.893	2	2:33.425	3	
3	28	J. Morcillo / E2P Racing	ESP	Dino Zamparelli	GBR		Jan Klingelberg	CHE		Porsche 911 GT3 Cup gen 2	PROAM	2	2:13.206	12	2:13.887	11	2:14.080	5	2:14.409	4	2:16.054	3	
4	26	Q1 by EMG Motorsport	BEL	Maciej Darmetko	POL		Artur Janosz	POL		Porsche 911 GT3 Cup gen 2	PROAM	3	2:14.417	4	2:14.572	5	2:15.019	11	2:15.090	3	2:15.485	2	
5	191	PROsport Racing	BEL	Rodrigue Gillion	BEL		Nico Verdonck	BEL		Aston Martin Vantage	PROAM	4	2:14.593	4	2:16.307	3	2:17.695	2	2:32.504	7	4:13.466	6	
6	27	Three Sixty Racing Team	BRA	Marcio Mauro	BRA		Oscar Aristot	BRA		Porsche 911 GT3 Cup gen 2	AM	2	2:14.750	5	2:16.250	7	2:16.286	4	2:18.764	6	2:19.878	10	
7	32	Three Sixty Racing Team	BRA	Fernando Fortes	BRA					Porsche 911 GT3 Cup gen 2	AM	3	2:14.938	2	2:25.585	3							
8	126	Three Sixty Racing Team	ESP	Albert Estragués	ESP					Transam Euro Ford Mustang 2018	AM	4	2:16.700	7	2:18.932	4	2:21.338	8	2:50.904	3	3:22.973	6	
9	44	Eugenio Pisani	ITA	Eugenio Pisani	ITA		Stefano Bozzoni	ITA		Porsche 911 GT3 Cup gen 1	PROAM	5	2:26.280	5	2:27.899	4	3:17.299	2	5:07.121	3	13:40.96	6	
10	24	A&P Racing Team PTT Tech Support	POL	Maciej Blazek	POL		Mateusz Lisowski	POL		Porsche 991 GT3 Cup gen 2	PROAM	6											





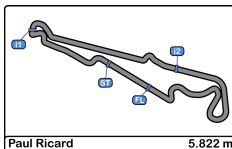
**Paul Ricard**  
**GT Cup Open Europe**  
**Free Practice - 1**  
**Best 5 Top Speeds**



Paul Ricard 5.822 m

Cl	N°	Entrant/Team	Nat	Driver 1	Nat	Driver 2	Nat	Vehicle	Cat	Cl	Top 1		Top 2		Top 3		Top 4		Top 5		Avg
											Km/h	Lap	Km/h	Lap	Km/h	Lap	Km/h	Lap	Km/h	Lap	
1	27	Three Sixty Racing Team	ESP	Marcio Mauro	BRA	Oscar Aristot	AND	Porsche 911 GT3 Cup gen 2	AM	1	240.5	10	237.8	6	237.3	4	236.8	7	236.3	5	237.7
2	26	Q1 by EMG Motorsport	BEL	Maciej Darmetko	POL	Artur Janosz	POL	Porsche 911 GT3 Cup gen 2	PROAM	1	232.7	4	231.2	11	230.7	5	230.7	12	230.2	3	231.1
3	191	PROsport Racing	DEU	Rodrigue Gillion	BEL	Nico Verdonck	BEL	Aston Martin Vantage	PROAM	2	232.7	5	232.2	2	232.2	3	232.2	8	231.7	4	232.2
4	44	Eugenio Pisani	ITA	Eugenio Pisani	ITA	Stefano Bozzoni	ITA	Porsche 911 GT3 Cup gen 1	PROAM	3	231.7	5	230.7	2	229.2	4	229.2	6	140.2	3	212.2
5	126	Three Sixty Racing Team	AND	Albert Estragués	ESP			Transam Euro Ford Mustang 2018	AM	2	231.2	8	230.7	9	230.2	5	230.2	7	217.7	4	228.0
6	28	J. Morcillo / E2P Racing	ESP	Dino Zamparelli	GBR	Jan Klingelberg	CHE	Porsche 911 GT3 Cup gen 2	PROAM	4	230.2	11	229.7	12	229.2	9	229.2	13	228.8	4	229.4
7	66	Vincenzo Sospiri Racing	ITA	Andrzej Lewandowski	POL			Lamborghini Huracan Super Trofeo	AM	3	225.9	6	225.0	4	225.0	10	224.5	12	223.6	5	224.8



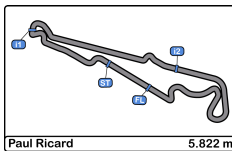


**Paul Ricard**  
**GT Cup Open Europe**  
**Free Practice - 1**  
**Fastest Laps Sequence**



Lap	Time of Day	Session Time	Nº	Entrant/Team	Nat	Driver 1	Nat	Driver 2	Nat	Vehicle	Cat	Time	Km/h
2	18:25:46.544	5:46.544	100	Alda Motorsport	POL	Jakub Dwernicki	POL	Jan Antoszewski	POL	Porsche 911 GT3 Cup gen 2	PROAM	2:27.893	141.7
2	18:26:02.499	6:02.499	28	J. Morcillo / E2P Racing	ESP	Dino Zamparelli	GBR	Jan Klingelberg	CHE	Porsche 911 GT3 Cup gen 2	PROAM	2:18.855	150.9
2	18:26:06.485	6:06.485	26	Q1 by EMG Motorsport	BEL	Maciej Darmetko	POL	Artur Janosz	POL	Porsche 911 GT3 Cup gen 2	PROAM	2:15.485	154.6
3	18:28:21.575	8:21.575	26	Q1 by EMG Motorsport	BEL	Maciej Darmetko	POL	Artur Janosz	POL	Porsche 911 GT3 Cup gen 2	PROAM	2:15.090	155.1
4	18:30:32.962	10:32.962	28	J. Morcillo / E2P Racing	ESP	Dino Zamparelli	GBR	Jan Klingelberg	CHE	Porsche 911 GT3 Cup gen 2	PROAM	2:14.409	155.9
5	18:32:47.042	12:47.042	28	J. Morcillo / E2P Racing	ESP	Dino Zamparelli	GBR	Jan Klingelberg	CHE	Porsche 911 GT3 Cup gen 2	PROAM	2:14.080	156.3
5	18:35:44.433	15:44.433	66	Vincenzo Sospiri Racing	ITA	Andrzej Lewandowski	POL			Lamborghini Huracan Super Trofeo Evo	AM	2:13.519	156.9
6	18:42:49.158	22:49.158	100	Alda Motorsport	POL	Jakub Dwernicki	POL	Jan Antoszewski	POL	Porsche 911 GT3 Cup gen 2	PROAM	2:13.445	157.0
7	18:45:01.790	25:01.790	100	Alda Motorsport	POL	Jakub Dwernicki	POL	Jan Antoszewski	POL	Porsche 911 GT3 Cup gen 2	PROAM	2:12.632	158.0
11	18:59:36.666	39:36.666	66	Vincenzo Sospiri Racing	ITA	Andrzej Lewandowski	POL			Lamborghini Huracan Super Trofeo Evo	AM	2:12.267	158.4



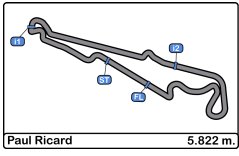


**Paul Ricard**  
**GT Cup Open Europe**  
**Free Practice - 1**  
**Event Best Maximum Speed**



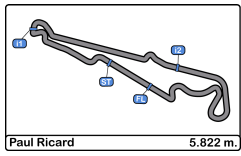
N°	Entrant/Team	Nat	Driver 1	Nat	Driver 2	Nat	Vehicle	Cat	Km/h	Session
27	Three Sixty Racing Team	AND	Marcio Mauro	BRA	Oscar Aristot	AND	Porsche 911 GT3 Cup gen 2	AM	240.5	Free Practice - 1
26	Q1 by EMG Motorsport	BEL	Maciej Darmetko	POL	Artur Janosz	POL	Porsche 911 GT3 Cup gen 2	PROAM	232.7	Free Practice - 1
191	PROsport Racing	DEU	Rodrigue Gillion	BEL	Nico Verdonck	BEL	Aston Martin Vantage	PROAM	232.7	Free Practice - 1
44	Eugenio Pisani	ITA	Eugenio Pisani	ITA	Stefano Bozzoni	ITA	Porsche 911 GT3 Cup gen 1	PROAM	231.7	Free Practice - 1
126	Three Sixty Racing Team	AND	Albert Estragués	ESP			Transam Euro Ford Mustang 2018	AM	231.2	Free Practice - 1
28	J. Morcillo / E2P Racing	ESP	Dino Zamparelli	GBR	Jan Klingelberg	CHE	Porsche 911 GT3 Cup gen 2	PROAM	230.2	Free Practice - 1
66	Vincenzo Sospiri Racing	ITA	Andrzej Lewandowski	POL			Lamborghini Huracan Super Trofeo Evo	AM	225.9	Free Practice - 1





**Paul Ricard**  
**GT Cup Open Europe**  
**Free Practice - 1**  
**Pit Stop Analysis**

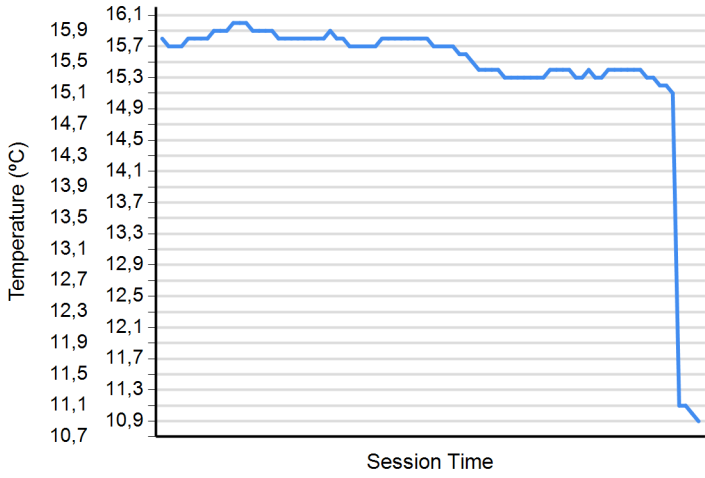




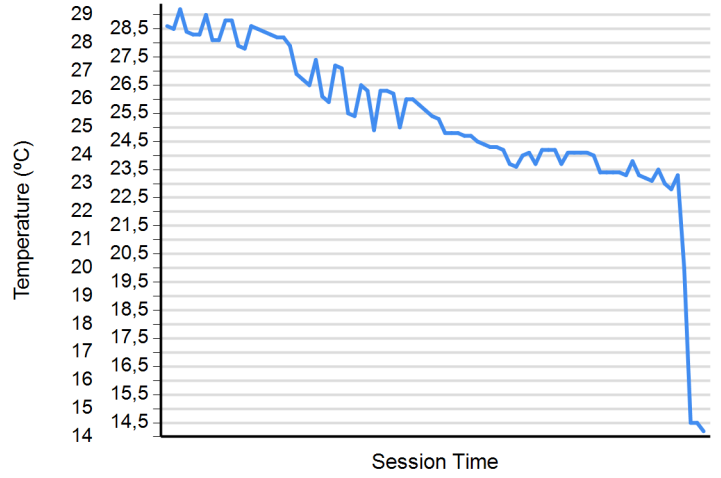
**Paul Ricard**  
**GT Cup Open Europe**  
**Free Practice - 1**  
**Weather Report**



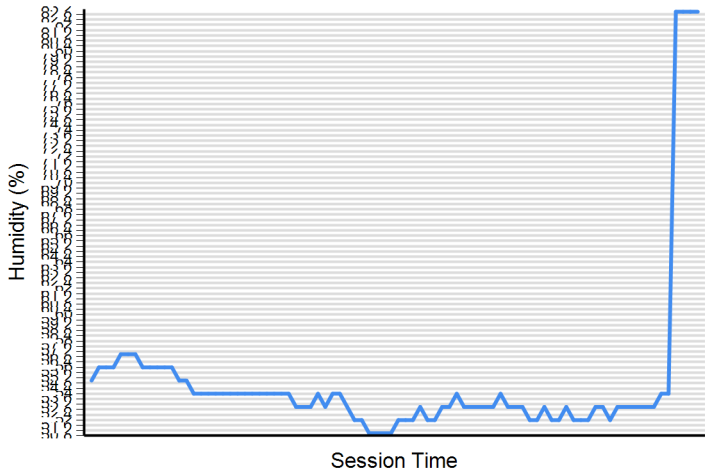
**Air Temperature**



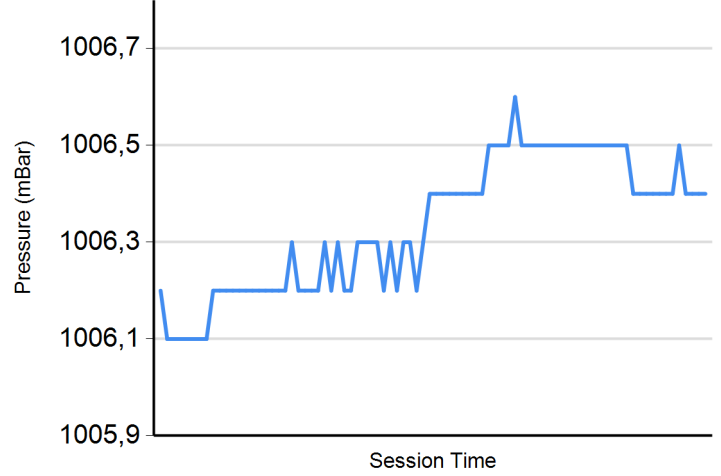
**Track Temperature**



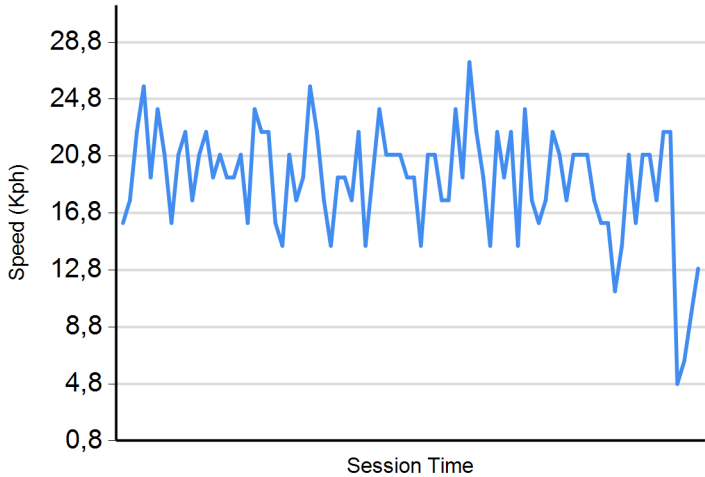
**Humidity**



**Pressure**

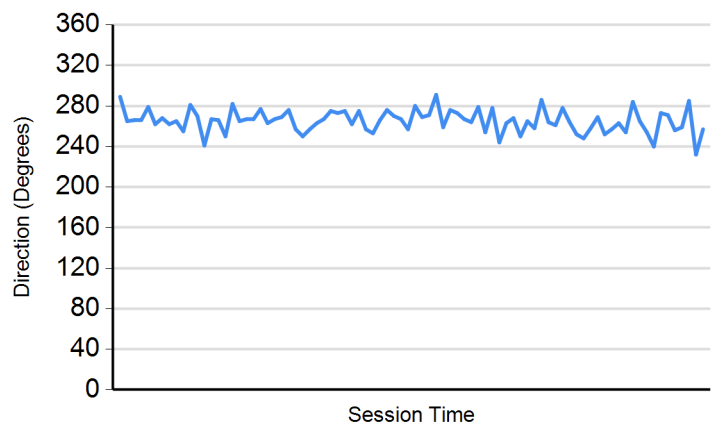


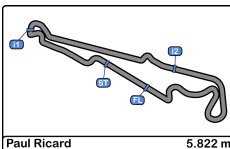
**Wind Speed**



**Wind direction**

North = 0°/360° Est = 90° South = 180° West = 270°





**Paul Ricard**  
**GT Cup Open Europe**  
**Free Practice - 2**  
**Provisional Results**



Paul Ricard 5.822 m

Cls	N°	Entrant/Team	Nat	Driver 1	Nat	Driver 2	Nat	Vehicle	Cat	Cls	Laps	Best	Time	Gap	Interval	Km/h
1	24	A&P Racing Team PTT Tech Support	POL	Maciej Blazek	POL	Mateusz Lisowski	POL	Porsche 991 GT3 Cup gen 2	PROAM	1	17	15	2:09.336			162.0
2	26	Q1 by EMG Motorsport	BEL	Maciej Darmetko	POL	Artur Janosz	POL	Porsche 911 GT3 Cup gen 2	PROAM	2	20	17	2:09.675	0.339	0.339	161.6
3	28	J. Morcillo / E2P Racing	ESP	Dino Zamparelli	GBR	Jan Klingelberg	CHE	Porsche 911 GT3 Cup gen 2	PROAM	3	18	17	2:09.682	0.346	0.007	161.6
4	191	PROsport Racing	DEU	Rodrigue Gillion	BEL	Nico Verdonck	BEL	Aston Martin Vantage	PROAM	4	20	3	2:10.255	0.919	0.573	160.9
5	100	Alda Motorsport	POL	Jakub Dwernicki	POL	Jan Antoszewski	POL	Porsche 911 GT3 Cup gen 2	PROAM	5	12	6	2:10.602	1.266	0.347	160.4
6	12	AKM Motorsport	SMR	Glauco Solieri	ITA			Lamborghini Huracan Super Trofeo Evo	AM	1	15	9	2:11.794	2.458	1.192	159.0
7	32	Three Sixty Racing Team	AND	Fernando Fortes	BRA			Porsche 911 GT3 Cup gen 2	AM	2	16	12	2:11.817	2.481	0.023	159.0
8	190	Three Sixty Racing Team	AND	Fernando Navarrete	ESP	Fernando Navarrete jr	ESP	Porsche 911 GT3 Cup gen 1	AM	3	20	3	2:12.302	2.966	0.485	158.4
9	126	Three Sixty Racing Team	AND	Albert Estragués	ESP			Transam Euro Ford Mustang 2018	AM	4	8	7	2:12.854	3.518	0.552	157.7
10	27	Three Sixty Racing Team	AND	Marcio Mauro	BRA	Oscar Aristot	AND	Porsche 911 GT3 Cup gen 2	AM	5	19	9	2:14.378	5.042	1.524	155.9
11	44	Eugenio Pisani	ITA	Eugenio Pisani	ITA	Stefano Bozzoni	ITA	Porsche 911 GT3 Cup gen 1	PROAM	6	17	4	2:14.519	5.183	0.141	155.8

**\* PENALTIES**

CAR 190 TIME 2:11.361 DELETED TRACK LIMITS AT T 10

CAR 190 TIME 2:10.496 DELETED TRACK LIMITS AT T 10

Published at:.....

Track Temp: 22.8 °C Air Temp: 14.3 °C Humidity: 63 % Track Status: DRY

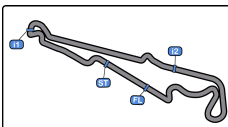
Stewards:

Race Director:

Timekeeper: Luis Angel Garcia Nuñez

JOB/I-0020-ESP





**Paul Ricard**  
**GT Cup Open Europe**  
**Free Practice - 2**



**Provisional Results by Class**

Paul Ricard 5.822 m

Cls	N°	Entrant/Team	Nat	Driver 1	Nat	Driver 2	Nat	Vehicle	Cat	Cls	Laps	Best	Time	Gap	Interval	Km/h
<b>PROAM</b>																
1	24	A&P Racing Team PTT Tech Support	POL	Maciej Blazek	POL	Mateusz Lisowski	POL	Porsche 991 GT3 Cup gen 2	PROAM	1	17	15	2:09.336			162.0
2	26	Q1 by EMG Motorsport	BEL	Maciej Darmetko	POL	Artur Janosz	POL	Porsche 911 GT3 Cup gen 2	PROAM	2	20	17	2:09.675	0.339	0.339	161.6
3	28	J. Morcillo / E2P Racing	ESP	Dino Zamparelli	GBR	Jan Klingenberg	GBR	Porsche 911 GT3 Cup gen 2	PROAM	3	18	17	2:09.682	0.346	0.007	161.6
4	191	PROsport Racing	DEU	Rodrigue Gillion	BEL	Nico Verdonck	BEL	Aston Martin Vantage	PROAM	4	20	3	2:10.255	0.919	0.573	160.9
5	100	Alda Motorsport	POL	Jakub Dwernicki	POL	Jan Antoszewski	POL	Porsche 911 GT3 Cup gen 2	PROAM	5	12	6	2:10.602	1.266	0.347	160.4
6	44	Eugenio Pisani	ITA	Eugenio Pisani	ITA	Stefano Bozzoni	ITA	Porsche 911 GT3 Cup gen 1	PROAM	6	17	4	2:14.519	5.183	3.917	155.8
<b>AM</b>																
1	12	AKM Motorsport	GBR	Glauco Solieri	ITA			Lamborghini Huracan Super Trofeo Evo	AM	1	15	9	2:11.794			159.0
2	32	Three Sixty Racing Team	AND	Fernando Fortes	BRA			Porsche 911 GT3 Cup gen 2	AM	2	16	12	2:11.817	0.023	0.023	159.0
3	190	Three Sixty Racing Team	AND	Fernando Navarrete	ESP	Fernando Navarrete jr	ESP	Porsche 911 GT3 Cup gen 1	AM	3	20	3	2:12.302	0.508	0.485	158.4
4	126	Three Sixty Racing Team	AND	Albert Estragués	ESP			Transam Euro Ford Mustang 2018	AM	4	8	7	2:12.854	1.060	0.552	157.7
5	27	Three Sixty Racing Team	AND	Marcio Mauro	BRA	Oscar Aristot	AND	Porsche 911 GT3 Cup gen 2	AM	5	19	9	2:14.378	2.584	1.524	155.9

**\* PENALTIES**

CAR 190 TIME 2:11.361 DELETED TRACK LIMITS AT T 10

CAR 190 TIME 2:10.496 DELETED TRACK LIMITS AT T 10

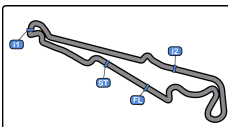
Published at:.....

Track Temp: 22.8 °C Air Temp: 14.3 °C Humidity: 63 % Track Status: DRY

<b>Stewards:</b>	<b>Race Director:</b>	<b>Timekeeper:</b> Luis Angel García Nuñez JOB/I-0020-ESP
------------------	-----------------------	--







**Paul Ricard**  
**GT Cup Open Europe**  
**Free Practice - 2**  
**Provisional Results by Category**



Paul Ricard 5.822 m

Cls	N°	Entrant/Team	Nat	Driver 1	Nat	Driver 2	Nat	Vehicle	Cat	Cls	Laps	Best	Time	Gap	Interval	Km/h
<b>GT Open Cup Europe</b>																
1	24	A&P Racing Team PTT Tech Support	POL	Maciej Blazek	POL	Mateusz Lisowski	POL	Porsche 991 GT3 Cup gen 2	PROAM	1	17	15	2:09.336			162.0
2	26	Q1 by EMG Motorsport	BEL	Maciej Darmetko	POL	Artur Janosz	POL	Porsche 911 GT3 Cup gen 2	PROAM	2	20	17	2:09.675	0.339	0.339	161.6
3	28	J. Morcillo / E2P Racing	ESP	Dino Zamparelli	GBR	Jan Klingenberg	GBR	Porsche 911 GT3 Cup gen 2	PROAM	3	18	17	2:09.682	0.346	0.007	161.6
4	191	PROsport Racing	DEU	Rodrigue Gillion	BEL	Nico Verdonck	BEL	Aston Martin Vantage	PROAM	4	20	3	2:10.255	0.919	0.573	160.9
5	100	Alda Motorsport	POL	Jakub Dwernicki	POL	Jan Antoszewski	POL	Porsche 911 GT3 Cup gen 2	PROAM	5	12	6	2:10.602	1.266	0.347	160.4
6	12	AKM Motorsport	SMR	Glauco Solieri	ITA			Lamborghini Huracan Super Trofeo Evo	AM	1	15	9	2:11.794	2.458	1.192	159.0
7	32	Three Sixty Racing Team	AND	Fernando Fortes	BRA			Porsche 911 GT3 Cup gen 2	AM	2	16	12	2:11.817	2.481	0.023	159.0
8	190	Three Sixty Racing Team	AND	Fernando Navarrete	ESP	Fernando Navarrete jr	ESP	Porsche 911 GT3 Cup gen 1	AM	3	20	3	2:12.302	2.966	0.485	158.4
9	126	Three Sixty Racing Team	AND	Albert Estragués	ESP			Transam Euro Ford Mustang 2018	AM	4	8	7	2:12.854	3.518	0.552	157.7
10	27	Three Sixty Racing Team	AND	Marcio Mauro	BRA	Oscar Aristot	AND	Porsche 911 GT3 Cup gen 2	AM	5	19	9	2:14.378	5.042	1.524	155.9
11	44	Eugenio Pisani	ITA	Eugenio Pisani	ITA	Stefano Bozzoni	ITA	Porsche 911 GT3 Cup gen 1	PROAM	6	17	4	2:14.519	5.183	0.141	155.8

**\* PENALTIES**

CAR 190 TIME 2:11.361 DELETED TRACK LIMITS AT T 10

CAR 190 TIME 2:10.496 DELETED TRACK LIMITS AT T 10

Published at:.....

Track Temp: **22.8 °C** Air Temp: **14.3 °C** Humidity: **63 %** Track Status: **DRY**

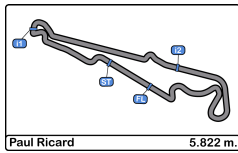
Stewards:

Race Director:

Timekeeper: Luis Angel Garcia Nuñez

JOB/I-0020-ESP





**Paul Ricard**  
**GT Cup Open Europe**  
**Free Practice - 2**  
**Lap Analysis**



12

1 Glauco Solieri

Lamborghini Huracan Super Trofeo Evo

26

1 Maciej Darmetko

Porsche 911 GT3 Cup gen 2

AM

2

AKM Motorsport

PROAM

2 Artur Janosz

Q1 by EMG Motorsport

Lap	D	Time	Sector 1	Sector 2	Sector 3	T. Spd	Elapsed	Lap	D	Time	Sector 1	Sector 2	Sector 3	T. Spd	Elapsed
1		9:02:57.848	9:01:08.718	48.978	1:00.152	107.4	9:02:57.848	1		9:03:07.960	9:01:01.107	56.831	1:10.022	85.8	9:03:07.960
2		2:16.606	38.027	41.284	57.295	228.8	9:05:14.454	2		2:19.213	39.749	41.747	57.717	213.4	9:05:27.173
3		2:14.750	36.912	40.356	57.482	232.2	9:07:29.204	3		2:13.841	37.021	40.001	56.819	230.2	9:07:41.014
4		2:33.694 P	40.179	41.049	1:12.466	214.2	9:10:02.898	4		2:13.937	36.507	40.950	56.480	231.2	9:09:54.951
5		5:18.164	3:35.617	44.950	57.597	125.4	9:15:21.062	5		2:13.224	36.655	39.761	56.808	231.2	9:12:08.175
6		2:13.007	36.660	39.904	56.443	233.7	9:17:34.069	6		2:13.829	37.200	40.131	56.498	231.7	9:14:22.004
7		2:12.986	36.458	40.016	56.512	232.2	9:19:47.055	7		2:22.408 P	37.781	40.365	1:04.262	230.2	9:16:44.412
8		2:13.149	36.496	40.438	56.215	233.2	9:22:00.204	8		5:22.240	3:45.832	39.993	56.415	142.4	9:22:06.652
9		2:11.794	36.450	39.555	55.789	232.2	9:24:11.998	9		2:12.944	36.409	39.824	56.711	230.2	9:24:19.596
10		2:32.379 P	36.212	37.247	1:18.920	233.7	9:26:44.377	10		2:13.747	36.974	40.059	56.714	232.2	9:26:33.343
11		6:00.896	4:11.476	44.577	1:04.843	132.5	9:32:45.273	11		2:13.286	36.830	39.919	56.537	230.7	9:28:46.629
12		2:13.378	36.865	40.326	56.187	232.2	9:34:58.651	12		2:13.428	36.219	40.030	57.179	232.2	9:31:00.057
13		2:12.375	36.560	39.816	55.999	232.2	9:37:11.026	13		2:32.703 P	36.651	40.235	1:15.817	231.2	9:33:32.760
14		2:12.630	36.373	39.293	56.964	233.2	9:39:23.656	14		4:22.460	2:45.924	40.005	56.531	123.0	9:37:55.220
15		2:39.337 P	39.733	42.738	1:16.866	188.8	9:42:02.993	15		2:10.593	35.854	39.045	55.694	233.7	9:40:05.813

24

1 Maciej Blazek

Porsche 991 GT3 Cup gen 2

PROAM

2 Mateusz Lisowski

A&P Racing Team PTT Tech Support

Lap	D	Time	Sector 1	Sector 2	Sector 3	T. Spd	Elapsed
1		9:03:47.439	9:01:41.373	59.411	1:06.655	120.0	9:03:47.439
2		2:13.860	37.158	40.107	56.595	229.7	9:06:01.299
3		2:11.775	36.029	39.847	55.899	230.7	9:08:13.074
4		2:11.122	35.909	39.439	55.774	231.2	9:10:24.196
5		2:11.638	36.044	39.341	56.253	231.7	9:12:35.834
6		2:10.927	35.847	39.388	55.692	230.2	9:14:46.761
7		2:13.798	37.010	40.897	55.891	231.7	9:17:00.559
8		2:11.031	35.893	39.263	55.875	231.2	9:19:11.590
9		2:10.535	35.611	39.382	55.542	231.2	9:21:22.125
10		4:16.122 P	35.792	39.362	3:00.968	232.2	9:25:38.247
11		2:27.563	52.824	39.229	55.510	107.6	9:28:05.810
12		2:09.724	35.619	39.105	55.000	230.7	9:30:15.534
13		2:09.385	35.387	38.981	55.017	231.2	9:32:24.919
14		2:09.428	35.333	38.929	55.166	231.7	9:34:34.347
15		2:09.336	35.383	38.847	55.106	230.7	9:36:43.683
16		2:09.433	35.284	38.961	55.188	231.7	9:38:53.116
17		2:09.615	35.390	39.076	55.149	231.2	9:41:02.731
18			35.972	38.969		230.7	

27

1 Marcio Mauro

Porsche 911 GT3 Cup gen 2

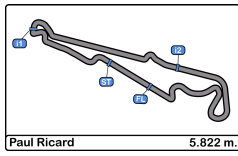
AM

2 Oscar Aristot

Three Sixty Racing Team

Lap	D	Time	Sector 1	Sector 2	Sector 3	T. Spd	Elapsed
1		9:02:50.535	9:01:01.650	46.832	1:02.053	89.9	9:02:50.535
2		2:21.840	39.962	42.059	59.819	207.6	9:05:12.375
3		2:18.197	38.303	40.548	59.346	209.7	9:07:30.572
4		2:15.450	37.415	40.332	57.703	229.7	9:09:46.022
5		2:14.714	37.200	40.172	57.342	230.2	9:12:00.736
6		2:15.907	37.662	40.458	57.787	231.2	9:14:16.643
7		2:18.142	37.815	41.303	59.024	229.7	9:16:34.785
8		2:15.863	37.653	40.450	57.760	228.8	9:18:50.648
9		2:14.378	37.295	39.795	57.288	229.2	9:21:05.026
10		2:14.845	37.452	40.066	57.327	230.2	9:23:19.871
11		8:28.008 P	37.475	42.388	7:08.145	229.7	9:31:47.879
12		2:53.059	1:04.850	45.231	1:02.978	117.3	9:34:40.938
13		2:21.735	40.136	42.365	59.234	226.4	9:37:02.673
14		2:20.738	39.076	42.534	59.128	227.8	9:39:23.411
15		2:19.509	38.824	41.886	58.799	227.3	9:41:42.920
16		2:19.791	38.921	41.919	58.951	226.8	9:44:02.711
17		2:18.853	38.619	41.785	58.449	227.3	9:46:21.564
18		2:17.144	38.191	41.142	57.811	227.3	9:48:38.708
19		2:19.093	38.093	41.415	59.585	228.8	9:50:57.801
20			40.812	45.959		225.4	





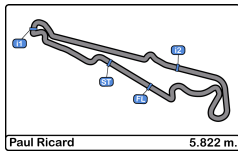
**Paul Ricard**  
**GT Cup Open Europe**  
**Free Practice - 2**  
**Lap Analysis**



28							44								
1 Dino Zamparelli			Porsche 911 GT3 Cup gen 2				1 Eugenio Pisani			Porsche 911 GT3 Cup gen 1					
PROAM			2 Jan Klingelberg				J. Morcillo / E2P Racing			PROAM					
2 Stefano Bozzoni			Eugenio Pisani												
Lap	D	Time	Sector 1	Sector 2	Sector 3	T. Spd	Elapsed	Lap	D	Time	Sector 1	Sector 2	Sector 3	T. Spd	Elapsed
1		9:04:00.592	9:02:02.419	54.032	1:04.141	103.8	9:04:00.592	1		9:03:17.105 P	9:01:21.654	47.269	1:08.182	104.9	9:03:17.105
2		2:18.670	39.050	42.044	57.576	227.8	9:06:19.262	2		4:08.346	2:25.180	42.128	1:01.038	123.2	9:07:25.451
3		2:14.123	37.167	40.115	56.841	230.2	9:08:33.385	3		2:16.000	37.087	41.033	57.880	225.9	9:09:41.451
4		2:14.791	37.219	40.167	57.405	230.7	9:10:48.176	4		2:14.519	36.884	40.455	57.180	225.9	9:11:55.970
5		2:13.282	36.751	39.934	56.597	230.7	9:13:01.458	5		2:14.682	36.921	40.411	57.350	226.8	9:14:10.652
6		2:13.695	37.116	40.167	56.412	230.2	9:15:15.153	6		2:55.249 P	36.319	54.779	1:24.151	226.4	9:17:05.901
7		3:48.593 P	36.714	40.123	2:31.756	231.2	9:19:03.746	7		8:53.006	7:04.203	48.034	1:00.769	123.8	9:25:58.907
8		2:33.263	55.824	40.783	56.656	123.7	9:21:37.009	8		2:25.848	39.184	45.928	1:00.736	225.9	9:28:24.755
9		2:13.190	36.653	40.077	56.460	231.2	9:23:50.199	9		2:25.506	39.683	44.401	1:01.422	227.8	9:30:50.261
10		2:12.341	36.387	39.888	56.066	230.7	9:26:02.540	10		2:23.759	38.674	44.209	1:00.876	232.2	9:33:14.020
11		2:13.075	36.497	40.059	56.519	231.7	9:28:15.615	11		2:25.394	39.720	42.621	1:03.053	229.7	9:35:39.414
12		2:12.769	36.527	39.663	56.579	230.7	9:30:28.384	12		2:33.922 P	40.546	43.758	1:09.618	221.7	9:38:13.336
13		2:12.797	36.560	39.794	56.443	231.7	9:32:41.181	13		3:34.042	1:51.258	42.693	1:00.091	150.6	9:41:47.378
14		4:29.728 P	36.611	39.881	3:13.236	232.2	9:37:10.909	14		2:19.505	38.039	42.238	59.228	231.7	9:44:06.883
15		2:37.561	57.134	42.455	57.972	108.3	9:39:48.470	15		2:25.842 P	37.987	41.736	1:06.119	232.2	9:46:32.725
16		2:10.732	36.177	39.214	55.341	231.2	9:41:59.202	16		4:13.464	2:37.762	39.631	56.071	134.3	9:50:46.189
17		2:09.682	35.536	38.982	55.164	230.7	9:44:08.884	17		2:24.973 P	38.420	39.475	1:07.078	235.2	9:53:11.162
18		2:25.089	37.316	41.157	1:06.616	231.7	9:46:33.973	<b>100</b>							
19		36.196	39.480		231.2			1 Jakob Dwernicki			Porsche 911 GT3 Cup gen 2				
							PROAM			2 Jan Antoszewski				Alda Motorsport	
Lap	D	Time	Sector 1	Sector 2	Sector 3	T. Spd	Elapsed	Lap	D	Time	Sector 1	Sector 2	Sector 3	T. Spd	Elapsed
1		9:04:11.446	9:02:28.855	43.396	59.195	107.0	9:04:11.446	1		9:04:11.446	9:02:28.855	43.396	59.195	107.0	9:04:11.446
2		2:22.131	37.034	40.404	1:04.693	232.7	9:06:33.577	2		2:22.131	37.034	40.404	1:04.693	232.7	9:06:33.577
3		2:11.830	36.056	39.389	56.385	232.2	9:08:45.407	3		2:11.830	36.056	39.389	56.385	232.2	9:08:45.407
4		2:11.248	36.034	39.425	55.789	232.7	9:10:56.655	4		2:11.248	36.034	39.425	55.789	232.7	9:10:56.655
5		2:11.290	35.943	39.345	56.002	233.7	9:13:07.945	5		2:11.290	35.943	39.345	56.002	233.7	9:13:07.945
6		2:10.602	36.033	39.048	55.521	232.7	9:15:18.547	6		2:10.602	36.033	39.048	55.521	232.7	9:15:18.547
7		2:24.284 P	35.845	39.281	1:09.158	234.2	9:17:42.831	7		2:24.284 P	35.845	39.281	1:09.158	234.2	9:17:42.831
8		4:19.863	2:40.225	41.827	57.811	142.6	9:22:02.694	8		4:19.863	2:40.225	41.827	57.811	142.6	9:22:02.694
9		2:13.729	37.134	39.699	56.896	233.2	9:24:16.423	9		2:13.729	37.134	39.699	56.896	233.2	9:24:16.423
10		2:23.780	44.372	42.582	56.826	233.2	9:26:40.203	10		2:23.780	44.372	42.582	56.826	233.2	9:26:40.203
11		2:13.448	36.874	39.704	56.870	232.7	9:28:53.651	11		2:13.448	36.874	39.704	56.870	232.7	9:28:53.651
12		2:40.779 P	42.947	46.188	1:11.644	180.0	9:31:34.430	12		2:40.779 P	42.947	46.188	1:11.644	180.0	9:31:34.430

32							126								
1 Fernando Fortes			Porsche 911 GT3 Cup gen 2				1 Albert Estragués			Transam Euro Ford Mustang 2018					
AM			2 Three Sixty Racing Team				AM			2 Three Sixty Racing Team					
Lap	D	Time	Sector 1	Sector 2	Sector 3	T. Spd	Elapsed	Lap	D	Time	Sector 1	Sector 2	Sector 3	T. Spd	Elapsed
1		9:02:49.561	9:00:54.410	49.106	1:06.045	91.2	9:02:49.561	1		9:03:13.512	9:01:18.012	50.128	1:05.372	79.7	9:03:13.512
2		2:22.347	39.885	41.980	1:00.482	202.6	9:05:11.908	2		2:16.498	38.327	40.615	57.556	231.7	9:05:30.010
3		2:16.939	37.827	40.741	58.371	228.3	9:07:28.847	3		2:14.196	37.031	40.139	57.026	233.2	9:07:44.206
4		2:15.624	37.242	40.444	57.938	229.2	9:09:44.471	4		4:04.645 P	37.145	42.468	2:45.032	235.8	9:11:48.851
5		2:14.710	37.454	40.226	57.030	228.8	9:11:59.181	5		2:36.098	57.931	40.568	57.599	108.5	9:14:24.949
6		11:48.527 P	38.205	48.219	10:22.103	229.2	9:23:47.708	6		2:13.689	36.819	39.661	57.209	232.7	9:16:38.638
7		2:33.384	56.467	40.389	56.528	137.5	9:26:21.092	7		2:12.854	36.298	39.622	56.934	233.2	9:18:51.492
8		2:13.129	36.560	40.223	56.346	227.3	9:28:34.221	8		2:19.708	40.692	41.083	57.933	170.6	9:21:11.200
9		2:13.507	36.508	40.203	56.796	229.2	9:30:47.728	9			36.451	43.129		233.7	
10		2:12.392	36.102	39.928	56.362	229.2	9:33:00.120								
11		2:11.986	36.331	39.803	55.852	227.8	9:35:12.106								
12		2:11.817	36.045	39.589	56.183	228.3	9:37:23.923								
13		2:12.151	36.430	39.924	55.797	229.7	9:39:36.074								
14		6:24.745 P	42.471	52.760	4:49.514	192.5	9:46:00.819								
15		2:30.438	54.455	40.234	55.749	137.7	9:48:31.257								
16		2:12.557	36.744	39.974	55.839	228.3	9:50:43.814								
17			41.983	47.202	174.4										





**Paul Ricard**  
**GT Cup Open Europe**  
**Free Practice - 2**  
**Lap Analysis**



190

1 Fernando Navarrete Porsche 911 GT3 Cup gen 1  
 AM 2 Fernando Navarrete jr Three Sixty Racing Team

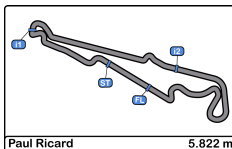
Lap	D	Time	Sector 1	Sector 2	Sector 3	T. Spd	Elapsed
1		9:02:55.354	9:01:02.324	52.939	1:00.091	105.9	9:02:55.354
2		2:14.587	37.750	40.042	56.795	237.8	9:05:09.941
3		<b>2:12.302</b>	36.808	39.392	56.102	238.9	9:07:22.243
4		<del>2:11.364</del>	36.392	39.320	<b>55.649</b>	239.4	9:09:33.604
5		<del>2:10.496</del>	<b>35.714</b>	<b>38.973</b>	55.809	240.0	9:11:44.100
6		2:39.205 P	38.819	46.720	1:13.666	240.5	9:14:23.305
7		5:49.092	4:02.870	43.881	1:02.341	119.0	9:20:12.397
8		2:23.076	38.866	41.997	1:02.213	236.8	9:22:35.473
9		2:22.126	39.133	41.958	1:01.035	236.3	9:24:57.599
10		2:21.170	38.386	41.329	1:01.455	238.9	9:27:18.769
11		2:40.254 P	37.507	40.647	1:22.100	239.4	9:29:59.023
12		5:38.394	3:56.782	41.874	59.738	100.9	9:35:37.417
13		2:17.403	38.248	40.799	58.356	238.9	9:37:54.820
14		2:16.034	38.059	39.738	58.237	208.4	9:40:10.854
15		2:16.104	36.881	40.362	58.861	239.4	9:42:26.958
16		2:15.505	37.661	40.212	57.632	239.4	9:44:42.463
17		2:15.994	37.950	39.836	58.208	240.5	9:46:58.457
18		2:15.407	36.663	40.621	58.123	238.4	9:49:13.864
19		2:15.738	37.120	40.197	58.421	239.4	9:51:29.602
20		3:10.699 P	44.934	51.810	1:33.955	183.0	9:54:40.301

191

1 Rodrigue Gillion Aston Martin Vantage  
 PROAM 2 Nico Verdonck PROsport Racing

Lap	D	Time	Sector 1	Sector 2	Sector 3	T. Spd	Elapsed
1		9:03:19.344	9:01:35.688	44.475	59.181	119.3	9:03:19.344
2		2:12.322	36.674	39.778	55.870	235.2	9:05:31.666
3		<b>2:10.255</b>	<b>35.926</b>	<b>39.007</b>	<b>55.322</b>	236.3	9:07:41.921
4		6:47.040 P	36.142	39.727	5:31.171	236.3	9:14:28.961
5		2:33.112	54.486	41.611	57.015	138.9	9:17:02.073
6		2:13.018	36.291	39.766	56.961	235.2	9:19:15.091
7		2:11.973	36.188	39.339	56.446	234.7	9:21:27.064
8		2:13.511	36.486	40.204	56.821	235.8	9:23:40.575
9		2:13.057	36.357	39.837	56.863	234.7	9:25:53.632
10		2:13.236	36.417	39.765	57.054	234.2	9:28:06.868
11		2:12.703	36.522	39.719	56.462	235.8	9:30:19.571
12		2:12.313	36.264	39.704	56.345	235.2	9:32:31.884
13		2:11.776	36.046	39.667	56.063	235.8	9:34:43.660
14		2:13.031	36.930	39.885	56.216	236.3	9:36:56.691
15		2:11.351	35.986	39.364	56.001	235.2	9:39:08.042
16		2:11.957	36.205	39.535	56.217	235.2	9:41:19.999
17		2:11.830	36.064	39.391	56.375	234.7	9:43:31.829
18		2:12.486	36.295	39.648	56.543	233.7	9:45:44.315
19		2:12.200	36.317	39.577	56.306	235.2	9:47:56.515
20		2:11.911	36.091	39.561	56.259	235.8	9:50:08.426
21			37.833	42.154		235.8	



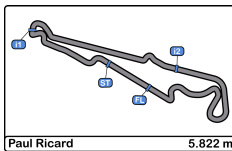


Paul Ricard  
 GT Cup Open Europe  
 Free Practice - 2  
**Best Sectors Results**



Sector - 1				Sector - 2				Sector - 3				Ideal Lap vs Best Lap				
Clas	Nº	Driver	Time	Nº	Driver	Time	Nº	Driver	Time	Clas	Nº	Driver	Ideal Lap	Best Lap	Clas	
1	24	Blazek - Lisowski	35.284	12	Glauco Solieri	37.247	24	Blazek - Lisowski	55.000	1	24	Blazek - Lisowski	2:09.131	2:09.336	1	
2	28	Zamparelli - Klingelberg	35.536	24	Blazek - Lisowski	38.847	26	Darmetko - Janosz	55.156	2	12	Glauco Solieri	2:09.248	2:11.794	6	
3	26	Darmetko - Janosz	35.611	26	Darmetko - Janosz	38.908	28	Zamparelli - Klingelberg	55.164	3	26	Darmetko - Janosz	2:09.675	2:09.675	2	
4	190	Navarrete - Navarrete jr	35.714	190	Navarrete - Navarrete jr	38.973	191	Gillion - Verdonck	55.322	4	28	Zamparelli - Klingelberg	2:09.682	2:09.682	3	
5	100	Dwernicki - Antoszewski	35.845	28	Zamparelli - Klingelberg	38.982	100	Dwernicki - Antoszewski	55.521	5	191	Gillion - Verdonck	2:10.255	2:10.255	4	
6	191	Gillion - Verdonck	35.926	191	Gillion - Verdonck	39.007	190	Navarrete - Navarrete jr	55.649	6	190	Navarrete - Navarrete jr	2:10.336	2:12.302	8	
7	32	Fernando Fortes	36.045	100	Dwernicki - Antoszewski	39.048	32	Fernando Fortes	55.749	7	100	Dwernicki - Antoszewski	2:10.414	2:10.602	5	
8	12	Glauco Solieri	36.212	44	Pisani - Bozzoni	39.475	12	Glauco Solieri	55.789	8	32	Fernando Fortes	2:11.383	2:11.817	7	
9	126	Albert Estragués	36.298	32	Fernando Fortes	39.589	44	Pisani - Bozzoni	56.071	9	44	Pisani - Bozzoni	2:11.865	2:14.519	11	
10	44	Pisani - Bozzoni	36.319	126	Albert Estragués	39.622	126	Albert Estragués	56.934	10	126	Albert Estragués	2:12.854	2:12.854	9	
11	27	Mauro - Aristot	37.200	27	Mauro - Aristot	39.795	27	Mauro - Aristot	57.288	11	27	Mauro - Aristot	2:14.283	2:14.378	10	



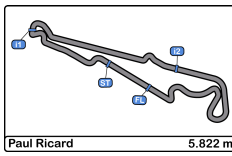


**Paul Ricard**  
**GT Cup Open Europe**  
**Free Practice - 2**  
**Best 5 Lap Times**



Cl	N°	Entrant/Team	Nat	Driver 1	Nat	Status	Driver 2	Nat	Status	Vehicle	Cat	Cl	Best 1		Best 2		Best 3		Best 4		Best 5	
													Time	Lap	Time	Lap	Time	Lap	Time	Lap	Time	Lap
1	24	A&P Racing Team PTT Tech Support	POL	Maciej Blazek	POL		Mateusz Lisowski	POL		Porsche 991 GT3 Cup gen 2	PROAM	1	2:09.336	15	2:09.385	13	2:09.428	14	2:09.433	16	2:09.615	17
2	26	Q1 by EMG Motorsport	BEL	Maciej Darmetko	POL		Artur Janosz	POL		Porsche 911 GT3 Cup gen 2	PROAM	2	2:09.675	17	2:09.972	16	2:10.593	15	2:12.944	9	2:13.224	5
3	28	J. Morcillo / E2P Racing	ESP	Dino Zamparelli	GBR		Jan Klingelberg	CHE		Porsche 911 GT3 Cup gen 2	PROAM	3	2:09.682	17	2:10.732	16	2:12.341	10	2:12.769	12	2:12.797	13
4	191	PROsport Racing	DEU	Rodrigue Gillion	BEL		Nico Verdonck	BEL		Aston Martin Vantage	PROAM	4	2:10.255	3	2:11.351	15	2:11.776	13	2:11.830	17	2:11.911	20
5	100	Alda Motorsport	POL	Jakub Dwernicki	POL		Jan Antoszewski	POL		Porsche 911 GT3 Cup gen 2	PROAM	5	2:10.602	6	2:11.248	4	2:11.290	5	2:11.830	3	2:13.448	11
6	12	AKM Motorsport	SMR	Glauco Solieri	ITA			ITA		Lamborghini Huracan Super Trofeo	AM	1	2:11.794	9	2:12.375	13	2:12.630	14	2:12.986	7	2:13.007	6
7	32	Three Sixty Racing Team	AND	Fernando Fortes	BRA			BRA		Porsche 911 GT3 Cup gen 2	AM	2	2:11.817	12	2:11.986	11	2:12.151	13	2:12.392	10	2:12.557	16
8	190	Three Sixty Racing Team	AND	Fernando Navarrete	ESP		Fernando Navarrete jr	ESP		Porsche 911 GT3 Cup gen 1	AM	3	2:12.302	3	2:14.587	2	2:15.407	18	2:15.505	16	2:15.738	19
9	126	Three Sixty Racing Team	AND	Albert Estragués	ESP			ESP		Transam Euro Ford Mustang 2018	AM	4	2:12.854	7	2:13.689	6	2:14.196	3	2:16.498	2	2:19.708	8
10	27	Three Sixty Racing Team	AND	Marcio Mauro	BRA		Oscar Aristot	AND		Porsche 911 GT3 Cup gen 2	AM	5	2:14.378	9	2:14.714	5	2:14.845	10	2:15.450	4	2:15.863	8
11	44	Eugenio Pisani	ITA	Eugenio Pisani	ITA		Stefano Bozzoni	ITA		Porsche 911 GT3 Cup gen 1	PROAM	6	2:14.519	4	2:14.682	5	2:16.000	3	2:19.505	14	2:23.759	10



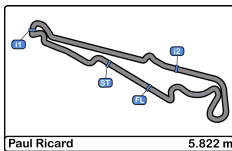


**Paul Ricard**  
**GT Cup Open Europe**  
**Free Practice - 2**  
**Best 5 Top Speeds**



Cl	N°	Entrant/Team	Nat	Driver 1	Nat	Driver 2	Nat	Vehicle	Cat	Cl	Top 1		Top 2		Top 3		Top 4		Top 5		Avg
											Km/h	Lap	Km/h	Lap	Km/h	Lap	Km/h	Lap	Km/h	Lap	
1	190	Three Sixty Racing Team	ESP	Fernando Navarrete	ESP	Fernando Navarrete jr	ESP	Porsche 911 GT3 Cup gen 1	AM	1	240.5	6	240.5	17	240.0	5	239.4	4	239.4	11	240.0
2	191	PROsport Racing	DEU	Rodrigue Gillion	BEL	Nico Verdonck	BEL	Aston Martin Vantage	PROAM	1	236.3	3	236.3	4	236.3	14	235.8	8	235.8	11	236.1
3	126	Three Sixty Racing Team	AND	Albert Estragués	ESP			Transam Euro Ford Mustang 2018	AM	2	235.8	4	233.7	9	233.2	3	233.2	7	232.7	6	233.7
4	44	Eugenio Pisani	ITA	Eugenio Pisani	ITA	Stefano Bozzoni	ITA	Porsche 911 GT3 Cup gen 1	PROAM	2	235.2	17	232.2	10	232.2	15	231.7	14	229.7	11	232.2
5	100	Alda Motorsport	POL	Jakub Dwernicki	POL	Jan Antoszewski	POL	Porsche 911 GT3 Cup gen 2	PROAM	3	234.2	7	233.7	5	233.2	9	233.2	10	232.7	2	233.4
6	12	AKM Motorsport	SMR	Glauco Solieri	ITA			Lamborghini Huracan Super Trofeo	AM	3	233.7	6	233.7	10	233.2	8	233.2	14	232.2	3	233.2
7	26	Q1 by EMG Motorsport	BEL	Maciej Darmetko	POL	Artur Janosz	POL	Porsche 911 GT3 Cup gen 2	PROAM	4	233.7	15	233.2	18	232.7	16	232.7	17	232.7	20	233.0
8	24	A&P Racing Team PTT Tech Support	POL	Maciej Blazek	POL	Mateusz Lisowski	POL	Porsche 991 GT3 Cup gen 2	PROAM	5	232.2	10	231.7	5	231.7	7	231.7	14	231.7	16	231.8
9	28	J. Morcillo / E2P Racing	ESP	Dino Zamparelli	GBR	Jan Klingelberg	CHE	Porsche 911 GT3 Cup gen 2	PROAM	6	232.2	14	231.7	11	231.7	13	231.7	18	231.2	7	231.7
10	27	Three Sixty Racing Team	AND	Marcio Mauro	BRA	Oscar Aristot	AND	Porsche 911 GT3 Cup gen 2	AM	4	231.2	6	230.2	5	230.2	10	229.7	4	229.7	7	230.2
11	32	Three Sixty Racing Team	AND	Fernando Fortes	BRA			Porsche 911 GT3 Cup gen 2	AM	5	229.7	13	229.2	4	229.2	6	229.2	9	229.2	10	229.3





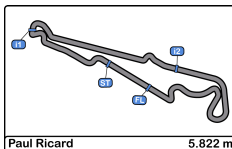
**Paul Ricard**  
**GT Cup Open Europe**  
**Free Practice - 2**  
**Fastest Laps Sequence**



Lap	Time of Day	Session Time	Nº	Entrant/Team	Nat	Driver 1	Nat	Driver 2	Nat	Vehicle	Cat	Time	Km/h
2	9:05:09.941	5:09.941	190	Three Sixty Racing Team	ESP	Fernando Navarrete	ESP	Fernando Navarrete jr	ESP	Porsche 911 GT3 Cup gen 1	AM	2:14.587	155.7
2	9:05:31.666	5:31.666	191	PROsport Racing	BEL	Rodrigue Gillion	BEL	Nico Verdonck	BEL	Aston Martin Vantage	PROAM	2:12.322	158.3
3	9:07:22.243	7:22.243	190	Three Sixty Racing Team	ESP	Fernando Navarrete	ESP	Fernando Navarrete jr	ESP	Porsche 911 GT3 Cup gen 1	AM	2:12.302	158.4
3	9:07:41.921	7:41.921	191	PROsport Racing	BEL	Rodrigue Gillion	BEL	Nico Verdonck	BEL	Aston Martin Vantage	PROAM	2:10.255	160.9
12	9:30:15.534	30:15.534	24	A&P Racing Team PTT Tech Support	POL	Maciej Blazek	POL	Mateusz Lisowski	POL	Porsche 991 GT3 Cup gen 2	PROAM	2:09.724	161.5
13	9:32:24.919	32:24.919	24	A&P Racing Team PTT Tech Support	POL	Maciej Blazek	POL	Mateusz Lisowski	POL	Porsche 991 GT3 Cup gen 2	PROAM	2:09.385	161.9
15	9:36:43.683	36:43.683	24	A&P Racing Team PTT Tech Support	POL	Maciej Blazek	POL	Mateusz Lisowski	POL	Porsche 991 GT3 Cup gen 2	PROAM	2:09.336	162.0





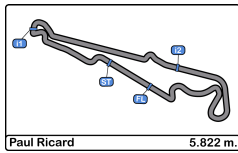


**Paul Ricard**  
**GT Cup Open Europe**  
**Free Practice - 2**  
**Event Best Maximum Speed**



N°	Entrant/Team	Nat	Driver 1	Nat	Driver 2	Nat	Vehicle	Cat	Km/h	Session
27	Three Sixty Racing Team	ESP AND	Marcio Mauro	BRA	Oscar Aristot	ESP AND	Porsche 911 GT3 Cup gen 2	AM	240.5	Free Practice - 1
190	Three Sixty Racing Team	ESP AND	Fernando Navarrete	ESP	Fernando Navarrete jr	ESP	Porsche 911 GT3 Cup gen 1	AM	240.5	Free Practice - 2
191	PROsport Racing	DEU	Rodrigue Gillion	BEL	Nico Verdonck	BEL	Aston Martin Vantage	PROAM	236.3	Free Practice - 2
126	Three Sixty Racing Team	ESP AND	Albert Estragués	ESP			Transam Euro Ford Mustang 2018	AM	235.8	Free Practice - 2
44	Eugenio Pisani	ITA	Eugenio Pisani	ITA	Stefano Bozzoni	ITA	Porsche 911 GT3 Cup gen 1	PROAM	235.2	Free Practice - 2
100	Alda Motorsport	POL	Jakub Dwernicki	POL	Jan Antoszewski	POL	Porsche 911 GT3 Cup gen 2	PROAM	234.2	Free Practice - 2
12	AKM Motorsport	SMR	Glauco Solieri	ITA			Lamborghini Huracan Super Trofeo Evo	AM	233.7	Free Practice - 2
26	Q1 by EMG Motorsport	BEL	Maciej Darmetko	POL	Artur Janosz	POL	Porsche 911 GT3 Cup gen 2	PROAM	233.7	Free Practice - 2
24	A&P Racing Team PTT Tech Support	POL	Maciej Blazek	POL	Mateusz Lisowski	POL	Porsche 991 GT3 Cup gen 2	PROAM	232.2	Free Practice - 2
28	J. Morcillo / E2P Racing	ESP	Dino Zamparelli	GBR	Jan Klingelberg	CHE	Porsche 911 GT3 Cup gen 2	PROAM	232.2	Free Practice - 2
32	Three Sixty Racing Team	ESP AND	Fernando Fortes	BRA			Porsche 911 GT3 Cup gen 2	AM	229.7	Free Practice - 2
66	Vincenzo Sospiri Racing	ITA	Andrzej Lewandowski	POL			Lamborghini Huracan Super Trofeo Evo	AM	225.9	Free Practice - 1





**Paul Ricard**  
**GT Cup Open Europe**  
**Free Practice - 2**  
**Pit Stop Analysis**



**12**      Glauco Solieri      AM      AKM Motorsport  
 Lamborghini Huracan Super Trofeo Evo

Nr.	In Day Time	In Time	Out Time	Pit Time	T. Pit Time	Handicap	Penalty
1	9:09:53.307	9:09:53.307	9:12:57.748	3:04.441	3:04.441		

**24**      Maciej Blazek      PROAM      A&P Racing Team PTT Tech Support  
 Mateusz Lisowski      Porsche 991 GT3 Cup gen 2

Nr.	In Day Time	In Time	Out Time	Pit Time	T. Pit Time	Handicap	Penalty
1	9:23:30.881	9:23:30.881	9:25:55.603	2:24.722	2:24.722		

**26**      Maciej Darmetko      PROAM      Q1 by EMG Motorsport  
 Artur Janosz      Porsche 911 GT3 Cup gen 2

Nr.	In Day Time	In Time	Out Time	Pit Time	T. Pit Time	Handicap	Penalty
1	9:16:36.367	9:16:36.367	9:19:54.179	3:17.812	3:17.812		
2	9:33:24.723	9:33:24.723	9:35:40.342	2:15.619	5:33.431		
3	9:46:36.053	9:46:36.053	9:47:56.838	1:20.785	6:54.216		

**27**      Marcio Mauro      AM      Three Sixty Racing Team  
 Oscar Aristot      Porsche 911 GT3 Cup gen 2

Nr.	In Day Time	In Time	Out Time	Pit Time	T. Pit Time	Handicap	Penalty
1	9:25:37.833	9:25:37.833	9:32:10.329	6:32.496	6:32.496		

**28**      Dino Zamparelli      PROAM      J. Morcillo / E2P Racing  
 Jan Klingenberg      Porsche 911 GT3 Cup gen 2

Nr.	In Day Time	In Time	Out Time	Pit Time	T. Pit Time	Handicap	Penalty
1	9:17:31.639	9:17:31.639	9:19:22.629	1:50.990	1:50.990		
2	9:34:57.141	9:34:57.141	9:37:28.227	2:31.086	4:22.076		

**32**      Fernando Fortes      AM      Three Sixty Racing Team  
 Porsche 911 GT3 Cup gen 2

Nr.	In Day Time	In Time	Out Time	Pit Time	T. Pit Time	Handicap	Penalty
1	9:14:33.631	9:14:33.631	9:24:06.576	9:32.945	9:32.945		
2	9:42:15.545	9:42:15.545	9:46:19.032	4:03.487	13:36.432		

**44**      Eugenio Pisani      PROAM      Eugenio Pisani  
 Stefano Bozzoni      Porsche 911 GT3 Cup gen 1

Nr.	In Day Time	In Time	Out Time	Pit Time	T. Pit Time	Handicap	Penalty
1	9:03:08.678	9:03:08.678	9:05:02.935	1:54.257	1:54.257		
2	9:16:57.461	9:16:57.461	9:23:29.282	6:31.821	8:26.078		
3	9:38:05.780	9:38:05.780	9:39:27.995	1:22.215	9:48.293		
4	9:46:25.744	9:46:25.744	9:48:34.527	2:08.783	11:57.076		

**100**      Jakub Dwernicki      PROAM      Alda Motorsport  
 Jan Antoszewski      Porsche 911 GT3 Cup gen 2

Nr.	In Day Time	In Time	Out Time	Pit Time	T. Pit Time	Handicap	Penalty
1	9:17:32.523	9:17:32.523	9:19:45.346	2:12.823	2:12.823		

**126**      Albert Estragués      AM      Three Sixty Racing Team  
 Transam Euro Ford Mustang 2018

Nr.	In Day Time	In Time	Out Time	Pit Time	T. Pit Time	Handicap	Penalty
1	9:10:01.718	9:10:01.718	9:12:06.354	2:04.636	2:04.636		

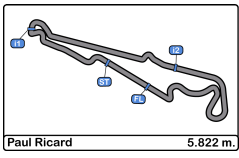
**190**      Fernando Navarrete      AM      Three Sixty Racing Team  
 Fernando Navarrete jr      Porsche 911 GT3 Cup gen 1

Nr.	In Day Time	In Time	Out Time	Pit Time	T. Pit Time	Handicap	Penalty
1	9:14:12.207	9:14:12.207	9:17:44.821	3:32.614	3:32.614		

**191**      Rodrigue Gillion      PROAM      PROsport Racing  
 Nico Verdonck      Aston Martin Vantage

Nr.	In Day Time	In Time	Out Time	Pit Time	T. Pit Time	Handicap	Penalty
1	9:09:53.885	9:09:53.885	9:14:46.186	4:52.301	4:52.301		

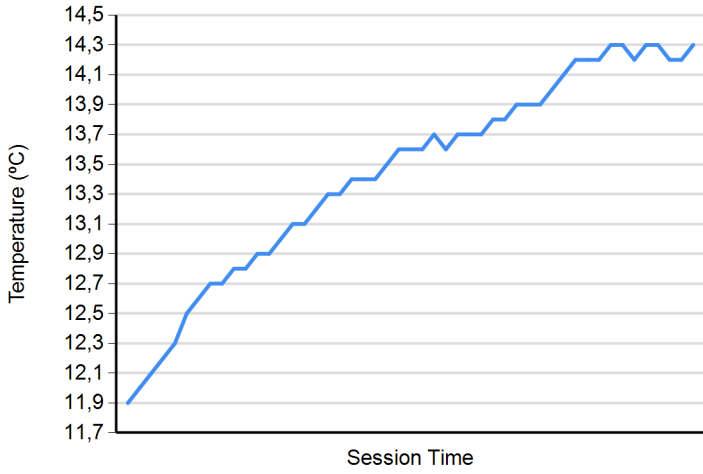




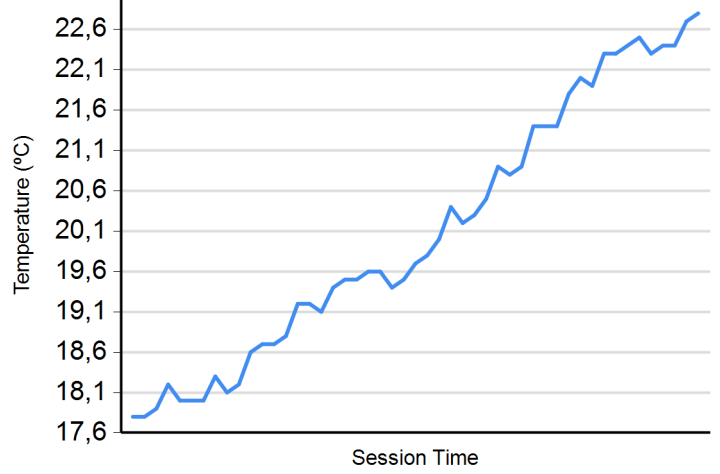
**Paul Ricard**  
**GT Cup Open Europe**  
**Free Practice - 2**  
**Weather Report**



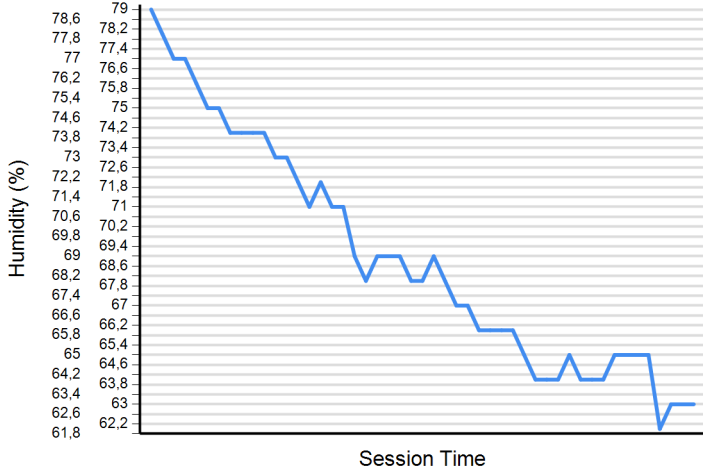
**Air Temperature**



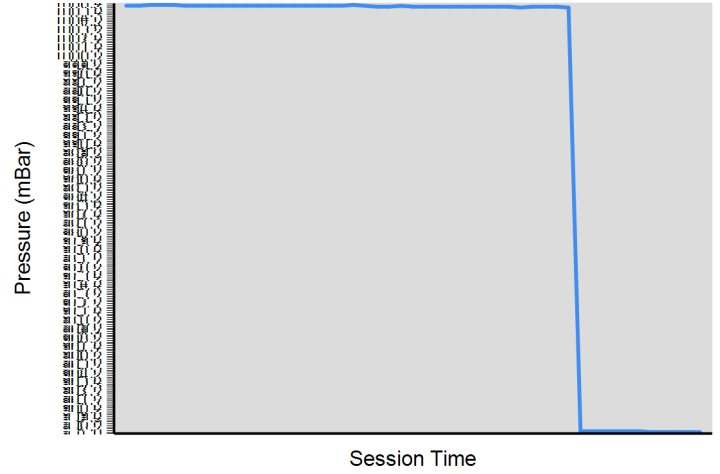
**Track Temperature**



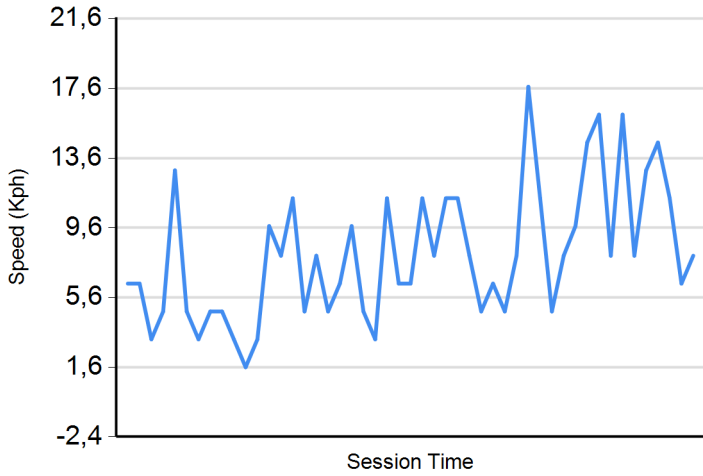
**Humidity**



**Pressure**

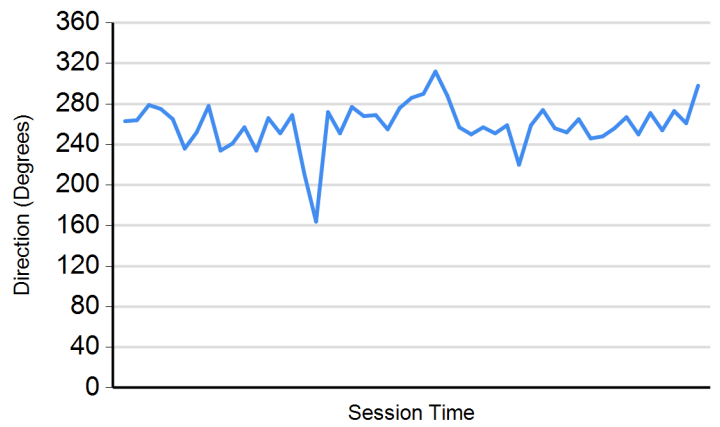


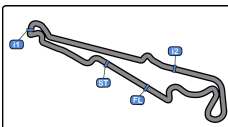
**Wind Speed**



**Wind direction**

North = 0°/360° Est = 90° South = 180° West = 270°





**Paul Ricard**  
**GT Cup Open Europe**  
**Free Practice 1 - 2**  
**Combined Results**



Paul Ricard 5.822 m

Cls	Nº	Entrant/Team	Nat	Driver 1	Nat	Driver 2	Nat	Vehicle	Cat	Cls	Laps	Free Practice - 1	Free Practice - 2	Best	Gap	Interval	Km/h		
1	24	A&P Racing Team PTT Tech Support	POL	Maciej Blazek	POL	Mateusz Lisowski	POL	Porsche 991 GT3 Cup gen 2	PROAM	1	18	18:37:38.	1	<b>2:09.336</b>	15	<b>2:09.336</b>			162.0
2	26	Q1 by EMG Motorsport	BEL	Maciej Darmetko	POL	Artur Janosz	POL	Porsche 911 GT3 Cup gen 2	PROAM	2	32	2:14.417	4	<b>2:09.675</b>	17	<b>2:09.675</b>	0.339	0.339	161.6
3	28	J. Morcillo / E2P Racing	ESP	Dino Zamparelli	GBR	Jan Klingenberg	CHE	Porsche 911 GT3 Cup gen 2	PROAM	3	30	2:13.206	12	<b>2:09.682</b>	17	<b>2:09.682</b>	0.346	0.007	161.6
4	191	PROsport Racing	DEU	Rodrigue Gillion	BEL	Nico Verdonck	BEL	Aston Martin Vantage	PROAM	4	27	2:14.593	4	<b>2:10.255</b>	3	<b>2:10.255</b>	0.919	0.573	160.9
5	100	Alda Motorsport	POL	Jakub Dwernicki	POL	Jan Antoszewski	POL	Porsche 911 GT3 Cup gen 2	PROAM	5	22	2:12.632	7	<b>2:10.602</b>	6	<b>2:10.602</b>	1.266	0.347	160.4
6	12	AKM Motorsport	SMR	Glauco Solieri	ITA			Lamborghini Huracan Super Trofeo Evo	AM	1	15			<b>2:11.794</b>	9	<b>2:11.794</b>	2.458	1.192	159.0
7	32	Three Sixty Racing Team	AND	Fernando Fortes	BRA			Porsche 911 GT3 Cup gen 2	AM	2	19	2:14.938	2	<b>2:11.817</b>	12	<b>2:11.817</b>	2.481	0.023	159.0
8	66	Vincenzo Sospiri Racing	ITA	Andrzej Lewandowski	POL			Lamborghini Huracan Super Trofeo Evo	AM	3	11	<b>2:12.267</b>	11			<b>2:12.267</b>	2.931	0.450	158.4
9	190	Three Sixty Racing Team	AND	Fernando Navarrete	ESP	Fernando Navarrete jr	ESP	Porsche 911 GT3 Cup gen 1	AM	4	20			<b>2:12.302</b>	3	<b>2:12.302</b>	2.966	0.035	158.4
10	126	Three Sixty Racing Team	AND	Albert Estragués	ESP			Transam Euro Ford Mustang 2018	AM	5	16	2:16.700	7	<b>2:12.854</b>	7	<b>2:12.854</b>	3.518	0.552	157.7
11	27	Three Sixty Racing Team	AND	Marcio Mauro	BRA	Oscar Aristot	AND	Porsche 911 GT3 Cup gen 2	AM	6	30	2:14.750	5	<b>2:14.378</b>	9	<b>2:14.378</b>	5.042	1.524	155.9
12	44	Eugenio Pisani	ITA	Eugenio Pisani	ITA	Stefano Bozzoni	ITA	Porsche 911 GT3 Cup gen 1	PROAM	6	23	2:26.280	5	<b>2:14.519</b>	4	<b>2:14.519</b>	5.183	0.141	155.8

**\* PENALTIES**

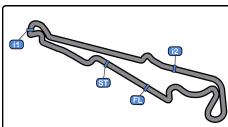
CAR 190 TIME 2:11.361 DELETED TRACK LIMITS AT T 10

CAR 190 TIME 2:10.496 DELETED TRACK LIMITS AT T 10

Published at:.....

<b>Stewards:</b>	<b>Race Director:</b>	<b>Timekeeper:</b> Luis Angel Garcia Nuñez  JOB/I-0020-ESP
------------------	-----------------------	--





**Paul Ricard**  
**GT Cup Open Europe**  
**Free Practice - 3**  
**Provisional Results**



Paul Ricard 5.822 m.

Cls	N°	Entrant/Team	Nat	Driver 1	Nat	Driver 2	Nat	Vehicle	Cat	Cls	Laps	Best	Time	Gap	Interval	Km/h
1	24	A&P Racing Team PTT Tech Support	POL	Maciej Blazek	POL	Mateusz Lisowski	POL	Porsche 991 GT3 Cup gen 2	PROAM	1	22	13	2:10.029			161.1
2	26	Q1 by EMG Motorsport	BEL	Maciej Darmetko	POL	Artur Janosz	POL	Porsche 911 GT3 Cup gen 2	PROAM	2	14	3	2:11.185	1.156	1.156	159.7
3	100	Alda Motorsport	POL	Jakub Dwernicki	POL	Jan Antoszewski	POL	Porsche 911 GT3 Cup gen 2	PROAM	3	21	20	2:11.464	1.435	0.279	159.4
4	12	AKM Motorsport	SMR	Glauco Solieri	ITA			Lamborghini Huracan Super Trofeo Evo	AM	1	13	12	2:11.682	1.653	0.218	159.1
5	66	Vincenzo Sospiri Racing	ITA	Andrzej Lewandowski	POL			Lamborghini Huracan Super Trofeo Evo	AM	2	7	5	2:11.922	1.893	0.240	158.8
6	28	J. Morcillo / E2P Racing	ESP	Dino Zamparelli	GBR	Jan Klingelberg	CHE	Porsche 911 GT3 Cup gen 2	PROAM	4	14	13	2:12.536	2.507	0.614	158.1
7	191	PROsport Racing	DEU	Rodrigue Gillion	BEL	Nico Verdonck	BEL	Aston Martin Vantage	PROAM	5	17	7	2:12.538	2.509	0.002	158.1
8	44	Eugenio Pisani	ITA	Eugenio Pisani	ITA	Stefano Bozzoni	ITA	Porsche 911 GT3 Cup gen 1	PROAM	6	22	21	2:13.083	3.054	0.545	157.4
9	190	Three Sixty Racing Team	AND	Fernando Navarrete	ESP	Fernando Navarrete jr	ESP	Porsche 911 GT3 Cup gen 1	AM	3	20	5	2:13.128	3.099	0.045	157.4
10	32	Three Sixty Racing Team	AND	Fernando Fortes	BRA			Porsche 911 GT3 Cup gen 2	AM	4	12	6	2:13.231	3.202	0.103	157.3
11	27	Three Sixty Racing Team	AND	Marcio Mauro	BRA	Oscar Aristot	AND	Porsche 911 GT3 Cup gen 2	AM	5	19	11	2:15.476	5.447	2.245	154.7
12	126	Three Sixty Racing Team	ESP	Albert Estragués	ESP			Transam Euro Ford Mustang 2018	AM	6	2	2	2:55.508	45.479	40.032	119.4

Published at:.....

Track Temp: 37.0 °C Air Temp: 18.2 °C Humidity: 38 % Track Status: DRY

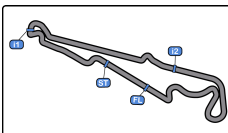
Stewards:

Race Director:

Timekeeper: Luis Angel Garcia Nuñez

JOB/I-0020-ESP





**Paul Ricard**  
**GT Cup Open Europe**  
**Free Practice - 3**



**Provisional Results by Class**

Paul Ricard 5.822 m

Cls	Nº	Entrant/Team	Nat	Driver 1	Nat	Driver 2	Nat	Vehicle	Cat	Cls	Laps	Best	Time	Gap	Interval	Km/h
<b>PROAM</b>																
1	24	A&P Racing Team PTT Tech Support	POL	Maciej Blazek	POL	Mateusz Lisowski	POL	Porsche 991 GT3 Cup gen 2	PROAM	1	22	13	2:10.029			161.1
2	26	Q1 by EMG Motorsport	BEL	Maciej Darmetko	POL	Artur Janosz	POL	Porsche 911 GT3 Cup gen 2	PROAM	2	14	3	2:11.185	1.156	1.156	159.7
3	100	Alda Motorsport	POL	Jakub Dwernicki	POL	Jan Antoszewski	POL	Porsche 911 GT3 Cup gen 2	PROAM	3	21	20	2:11.464	1.435	0.279	159.4
4	28	J. Morcillo / E2P Racing	ESP	Dino Zamparelli	GBR	Jan Klingelberg	CHE	Porsche 911 GT3 Cup gen 2	PROAM	4	14	13	2:12.536	2.507	1.072	158.1
5	191	PROsport Racing	DEU	Rodrigue Gillion	BEL	Nico Verdonck	BEL	Aston Martin Vantage	PROAM	5	17	7	2:12.538	2.509	0.002	158.1
6	44	Eugenio Pisani	ITA	Eugenio Pisani	ITA	Stefano Bozzoni	ITA	Porsche 911 GT3 Cup gen 1	PROAM	6	22	21	2:13.083	3.054	0.545	157.4
<b>AM</b>																
1	12	AKM Motorsport	BAR	Glauco Solieri	ITA			Lamborghini Huracan Super Trofeo Evo	AM	1	13	12	2:11.682			159.1
2	66	Vincenzo Sospiri Racing	ITA	Andrzej Lewandowski	POL			Lamborghini Huracan Super Trofeo Evo	AM	2	7	5	2:11.922	0.240	0.240	158.8
3	190	Three Sixty Racing Team	AND	Fernando Navarrete	ESP	Fernando Navarrete jr	ESP	Porsche 911 GT3 Cup gen 1	AM	3	20	5	2:13.128	1.446	1.206	157.4
4	32	Three Sixty Racing Team	AND	Fernando Fortes	BRA			Porsche 911 GT3 Cup gen 2	AM	4	12	6	2:13.231	1.549	0.103	157.3
5	27	Three Sixty Racing Team	AND	Marcio Mauro	BRA	Oscar Aristot	AND	Porsche 911 GT3 Cup gen 2	AM	5	19	11	2:15.476	3.794	2.245	154.7
6	126	Three Sixty Racing Team	AND	Albert Estragués	ESP			Transam Euro Ford Mustang 2018	AM	6	2	2	2:55.508	43.826	40.032	119.4

Published at:.....

Track Temp: 37.0 °C Air Temp: 18.2 °C Humidity: 38 % Track Status: DRY

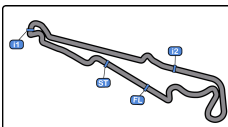
Stewards:

Race Director:

Timekeeper: Luis Angel Garcia Nunez

JOB/I-0020-ESP





Paul Ricard  
GT Cup Open Europe  
Free Practice - 3



5.822 m  
Provisional Results by Category

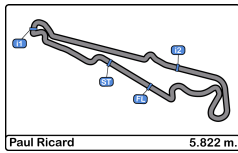
Cls	N°	Entrant/Team	Nat	Driver 1	Nat	Driver 2	Nat	Vehicle	Cat	Cls	Laps	Best	Time	Gap	Interval	Km/h
<b>GT Open Cup Europe</b>																
1	24	A&P Racing Team PTT Tech Support	POL	Maciej Blazek	POL	Mateusz Lisowski	POL	Porsche 991 GT3 Cup gen 2	PROAM	1	22	13	2:10.029			161.1
2	26	Q1 by EMG Motorsport	BEL	Maciej Darmetko	POL	Artur Janosz	POL	Porsche 911 GT3 Cup gen 2	PROAM	2	14	3	2:11.185	1.156	1.156	159.7
3	100	Alda Motorsport	POL	Jakub Dwernicki	POL	Jan Antoszewski	POL	Porsche 911 GT3 Cup gen 2	PROAM	3	21	20	2:11.464	1.435	0.279	159.4
4	12	AKM Motorsport	SMR	Glauco Solieri	ITA			Lamborghini Huracan Super Trofeo Evo	AM	1	13	12	2:11.682	1.653	0.218	159.1
5	66	Vincenzo Sospiri Racing	ITA	Andrzej Lewandowski	POL			Lamborghini Huracan Super Trofeo Evo	AM	2	7	5	2:11.922	1.893	0.240	158.8
6	28	J. Morcillo / E2P Racing	ESP	Dino Zamparelli	GBR	Jan Klingelberg	CHE	Porsche 911 GT3 Cup gen 2	PROAM	4	14	13	2:12.536	2.507	0.614	158.1
7	191	PROsport Racing	DEU	Rodrigue Gillion	BEL	Nico Verdonck	BEL	Aston Martin Vantage	PROAM	5	17	7	2:12.538	2.509	0.002	158.1
8	44	Eugenio Pisani	ITA	Eugenio Pisani	ITA	Stefano Bozzoni	ITA	Porsche 911 GT3 Cup gen 1	PROAM	6	22	21	2:13.083	3.054	0.545	157.4
9	190	Three Sixty Racing Team	AND	Fernando Navarrete	ESP	Fernando Navarrete jr	ESP	Porsche 911 GT3 Cup gen 1	AM	3	20	5	2:13.128	3.099	0.045	157.4
10	32	Three Sixty Racing Team	AND	Fernando Fortes	BRA			Porsche 911 GT3 Cup gen 2	AM	4	12	6	2:13.231	3.202	0.103	157.3
11	27	Three Sixty Racing Team	AND	Marcio Mauro	BRA	Oscar Aristot	AND	Porsche 911 GT3 Cup gen 2	AM	5	19	11	2:15.476	5.447	2.245	154.7
12	126	Three Sixty Racing Team	AND	Albert Estragués	ESP			Transam Euro Ford Mustang 2018	AM	6	2	2	2:55.508	45.479	40.032	119.4

Published at:.....

Track Temp: 37.0 °C Air Temp: 18.2 °C Humidity: 38 % Track Status: DRY

Stewards:	Race Director:	Timekeeper: Luis Angel Garcia Nuñez JOB/I-0020-ESP
-----------	----------------	--





**Paul Ricard**  
**GT Cup Open Europe**  
**Free Practice - 3**  
**Lap Analysis**



<b>12</b>	1 Glauco Solieri Lamborghini Huracan Super Trofeo Evo	<b>26</b>	1 Maciej Darmetko Porsche 911 GT3 Cup gen 2
AM	2	PROAM	2 Artur Janosz Q1 by EMG Motorsport

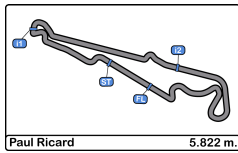
Lap	D	Time	Sector 1	Sector 2	Sector 3	T. Spd	Elapsed	Lap	D	Time	Sector 1	Sector 2	Sector 3	T. Spd	Elapsed
1		15:00:49.588	14:59:05.667	44.021	59.900	113.5	15:00:49.588	1		14:58:22.857	14:56:44.789	40.892	57.176	132.6	14:58:22.857
2		2:14.500	37.678	40.273	56.549	228.3	15:03:04.088	2		2:12.600	37.015	39.767	55.818	228.8	15:00:35.457
3		2:14.538	37.132	39.826	57.580	229.2	15:05:18.626	3		2:11.185	36.225	39.694	55.266	229.2	15:02:46.642
4		2:13.706	36.951	39.970	56.785	211.3	15:07:32.332	4		2:22.356 P	35.791	39.360	1:07.205	229.7	15:05:08.998
5		2:13.702	37.102	39.942	56.658	228.8	15:09:46.034	5		5:59.397	4:20.865	40.620	57.912	144.1	15:11:08.395
6		2:37.947 P	36.885	41.154	1:19.908	230.2	15:12:23.981	6		2:14.773	37.470	39.791	57.512	229.2	15:13:23.168
7		9:01.666	7:23.278	41.405	56.983	81.9	15:21:25.647	7		2:14.783	37.145	39.831	57.807	227.8	15:15:37.951
8		2:13.413	37.362	40.193	55.858	227.8	15:23:39.060	8		2:14.498	37.437	40.038	57.023	228.8	15:17:52.449
9		2:36.854 P	37.623	40.167	1:19.064	231.2	15:26:15.914	9		2:15.125	37.784	40.389	56.952	210.9	15:20:07.574
10		4:15.598	2:38.949	40.220	56.429	127.2	15:30:31.512	10		2:24.068 P	38.351	40.455	1:05.262	228.3	15:22:31.642
11		2:12.670	36.762	39.632	56.276	229.7	15:32:44.182	11		20:33.020	18:55.989	40.148	56.883	144.3	15:43:04.662
12		2:11.682	36.050	39.335	56.297	228.8	15:34:55.864	12		2:18.876	38.336	40.320	1:00.220	227.8	15:45:23.538
13		2:46.255 P	40.029	40.915	1:25.311	228.3	15:37:42.119	13		2:23.280	43.287	42.779	57.214	230.7	15:47:46.818

<b>24</b>	1 Maciej Blazek Porsche 991 GT3 Cup gen 2	<b>27</b>	1 Marcio Mauro Porsche 911 GT3 Cup gen 2
PROAM	2 Mateusz Lisowski A&P Racing Team PTT Tech Support	AM	2 Oscar Aristot Three Sixty Racing Team

Lap	D	Time	Sector 1	Sector 2	Sector 3	T. Spd	Elapsed	Lap	D	Time	Sector 1	Sector 2	Sector 3	T. Spd	Elapsed
1		14:58:54.977	14:56:55.591	57.357	1:02.029	119.0	14:58:54.977	1		15:00:53.264	14:58:56.548	57.099	59.617	101.2	15:00:53.264
2		2:13.301	36.887	39.759	56.655	227.3	15:01:08.278	2		2:15.551	37.813	40.511	57.227	222.6	15:03:08.815
3		<del>2:12.625</del>	36.644	39.454	56.527	228.3	15:03:20.903	3		2:15.909	36.952	40.073	58.884	226.4	15:05:24.724
4		7:09.986 P	36.609	40.273	5:53.104	228.3	15:10:30.889	4		2:16.398	37.374	40.341	58.683	225.4	15:07:41.122
5		2:29.927	53.427	39.985	56.515	136.8	15:13:00.816	5		2:18.103	37.966	40.682	59.455	224.0	15:09:59.225
6		2:12.246	36.402	39.347	56.497	228.8	15:15:13.062	6		2:16.431	38.419	40.218	57.794	223.6	15:12:15.656
7		2:12.455	36.507	39.216	56.732	228.8	15:17:25.517	7		2:16.727	37.992	40.572	58.163	224.5	15:14:32.383
8		3:44.227 P	36.796	39.669	2:27.762	228.8	15:21:09.744	8		2:15.979	37.859	40.512	57.608	226.4	15:16:48.362
9		2:28.577	53.675	39.312	55.590	114.0	15:23:38.321	9		2:17.152	38.242	40.288	58.622	225.9	15:19:05.514
10		2:10.710	35.987	39.137	55.586	229.7	15:25:49.031	10		2:16.384	37.676	40.390	58.318	226.4	15:21:21.898
11		2:10.619	35.788	39.033	55.798	230.2	15:27:59.650	11		2:15.476	37.869	40.059	57.548	225.0	15:23:37.374
12		2:10.542	35.673	39.163	55.706	230.2	15:30:10.192	12		13:07.079 P	38.745	41.608	11:46.726	224.5	15:36:44.453
13		2:10.029	35.564	39.056	55.409	230.7	15:32:20.221	13		2:47.072	1:02.643	43.517	1:00.912	88.6	15:39:31.525
14		2:10.471	35.734	39.091	55.646	229.2	15:34:30.692	14		2:21.951	39.446	42.755	59.750	223.6	15:41:53.476
15		3:23.305 P	36.763	38.986	2:07.556	231.7	15:37:53.997	15		2:19.415	38.763	41.969	58.683	225.4	15:44:12.891
16		2:29.905	52.768	40.284	56.853	139.8	15:40:23.902	16		2:18.452	38.471	41.698	58.283	226.8	15:46:31.343
17		2:13.409	36.412	39.907	57.090	228.3	15:42:37.311	17		2:17.828	38.737	41.160	57.931	227.8	15:48:49.171
18		2:12.889	36.586	39.676	56.627	229.7	15:44:50.200	18		4:55.188 P	41.481	43.721	3:29.986	177.0	15:53:44.359
19		2:12.639	36.723	39.599	56.317	229.7	15:47:02.839	19		2:39.666	56.331	41.770	1:01.565	131.3	15:56:24.025
20		6:10.439 P	36.720	39.693	4:54.026	230.2	15:53:13.278	20			39.102	43.131		224.5	
21		2:29.857	53.109	39.919	56.829	138.4	15:55:43.135								
22		2:12.690	36.668	39.430	56.592	230.7	15:57:55.825								
23			39.250	47.648		187.1									







**Paul Ricard**  
**GT Cup Open Europe**  
**Free Practice - 3**  
**Lap Analysis**



**28** 1 Dino Zamparelli Porsche 911 GT3 Cup gen 2

**44** 1 Eugenio Pisani Porsche 911 GT3 Cup gen 1

PROAM 2 Jan Klingelberg J. Morcillo / E2P Racing

PROAM 2 Stefano Bozzoni Eugenio Pisani

Lap	D	Time	Sector 1	Sector 2	Sector 3	T. Spd	Elapsed
1		14:58:43.260	14:56:56.087	44.834	1:02.339	123.0	14:58:43.260
2		2:16.449	37.870	41.302	57.277	226.8	15:00:59.709
3		2:16.458	39.305	40.239	56.914	226.4	15:03:16.167
4		2:14.423	36.860	40.743	56.820	228.3	15:05:30.590
5		2:14.422	36.907	40.260	57.255	228.8	15:07:45.012
6		2:14.859	38.437	39.731	56.691	229.2	15:09:59.871
7		2:17.847	38.080	40.546	59.221	230.7	15:12:17.718
8		22:09.615 P	36.940	1:10.720	20:21.955	228.8	15:34:27.333
9		2:50.610	1:02.077	46.255	1:02.278	118.2	15:37:17.943
10		2:16.255	38.084	40.715	57.456	225.4	15:39:34.198
11		<del>2:15.936</del>	37.171	41.047	56.818	227.8	15:41:49.234
12		2:13.372	36.952	39.793	56.627	228.3	15:44:02.606
13		<b>2:12.536</b>	<b>36.672</b>	<b>39.541</b>	<b>56.323</b>	229.7	15:46:15.142
14		2:16.781	39.246	40.244	57.291	213.4	15:48:31.923
15			40.617	48.119		228.8	

Lap	D	Time	Sector 1	Sector 2	Sector 3	T. Spd	Elapsed
1		15:00:28.973	14:58:37.075	47.180	1:04.718	93.8	15:00:28.973
2		2:27.602	39.948	44.312	1:03.342	219.0	15:02:56.575
3		2:30.349	39.953	42.670	1:07.726	214.2	15:05:26.924
4		2:23.292	39.208	43.091	1:00.993	220.8	15:07:50.216
5		2:22.721	39.390	42.547	1:00.784	224.0	15:10:12.937
6		2:31.718 P	39.051	42.440	1:10.227	222.2	15:12:44.655
7		4:33.175	2:50.601	42.671	59.903	148.5	15:17:17.830
8		2:25.346	40.572	44.746	1:00.028	213.0	15:19:43.176
9		2:21.258	40.071	41.637	59.550	222.2	15:22:04.434
10		2:26.364	38.871	42.460	1:05.033	223.1	15:24:30.798
11		2:23.333	39.912	42.526	1:00.895	190.1	15:26:54.131
12		2:22.819	39.909	42.663	1:00.247	224.0	15:29:16.950
13		2:21.526	39.172	42.156	1:00.198	225.0	15:31:38.476
14		2:22.563	39.275	42.507	1:00.781	224.0	15:34:01.039
15		2:32.953 P	40.135	44.278	1:08.540	224.5	15:36:33.992

**32** 1 Fernando Fortes Porsche 911 GT3 Cup gen 2

16 5:52.830 4:10.819 42.721 59.290 101.9 15:42:26.822

AM 2 Three Sixty Racing Team

17 2:15.901 37.372 40.970 57.559 224.0 15:44:42.723

Lap	D	Time	Sector 1	Sector 2	Sector 3	T. Spd	Elapsed
1		15:00:16.123 P			15:00:16.123		15:00:16.123
2		2:50.178	1:03.232	46.849	1:00.097	77.5	15:03:06.301
3		5:16.961 P	38.589	<b>39.891</b>	3:58.481	223.1	15:08:23.262
4		2:33.712	56.499	40.323	56.890	74.5	15:10:56.974
5		2:13.312	37.000	40.155	<b>56.157</b>	225.4	15:13:10.286
6		<b>2:13.231</b>	<b>36.690</b>	39.927	56.614	225.9	15:15:23.517
7		2:13.405	36.859	40.065	56.481	225.4	15:17:36.922
8		2:14.232	37.018	40.522	56.692	226.4	15:19:51.154
9		7:40.421 P	38.374	40.999	6:21.048	217.3	15:27:31.575
10		2:30.302	53.221	40.754	56.327	138.9	15:30:01.877
11		2:14.125	36.900	39.894	57.331	226.4	15:32:16.002
12		2:14.130	37.148	40.166	56.816	224.0	15:34:30.132
13			40.689	43.252		227.8	

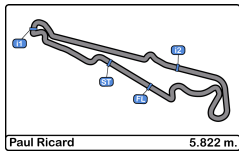
Lap	D	Time	Sector 1	Sector 2	Sector 3	T. Spd	Elapsed
18		2:13.558	36.856	39.777	56.925	225.4	15:46:56.281
19		2:35.006 P	39.435	41.678	1:13.893	225.0	15:49:31.287
20		6:05.602	4:28.739	40.116	56.747	133.6	15:55:36.889
21		<b>2:13.083</b>	36.653	<b>39.774</b>	<b>56.656</b>	225.9	15:57:49.972
22		2:38.660 P	<b>36.596</b>	45.219	1:16.845	224.0	16:00:28.632

**66** 1 Andrzej Lewandowski Lamborghini Huracan Super Trofeo Evo

AM 2 Vincenzo Sospiri Racing

Lap	D	Time	Sector 1	Sector 2	Sector 3	T. Spd	Elapsed
1		15:04:18.382 P			15:04:18.382		15:04:18.382
2		6:49.369 P	1:08.560	46.026	4:54.783	89.8	15:11:07.751
3		2:41.838	1:00.984	43.043	57.811	96.4	15:13:49.589
4		2:14.566	36.960	40.472	57.134	223.1	15:16:04.155
5		<b>2:11.922</b>	<b>36.712</b>	<b>39.490</b>	<b>55.720</b>	223.6	15:18:16.077
6		2:14.629	36.826	41.255	56.548	222.2	15:20:30.706
7		5:11.843 P	37.197	41.171	3:53.475	213.0	15:25:42.549
8			56.332	41.417		123.5	





**Paul Ricard**  
**GT Cup Open Europe**  
**Free Practice - 3**  
**Lap Analysis**



100

1 Jakub Dwernicki Porsche 911 GT3 Cup gen 2  
 2 Jan Antoszewski Alda Motorsport

191

1 Rodrigue Gillion Aston Martin Vantage  
 2 Nico Verdonck PROsport Racing

Lap	D	Time	Sector 1	Sector 2	Sector 3	T. Spd	Elapsed	Lap	D	Time	Sector 1	Sector 2	Sector 3	T. Spd	Elapsed
1		14:58:44.449	14:57:04.843	41.356	58.250	132.6	14:58:44.449	1		<del>14:58:42.087</del>	14:56:53.777	44.510	1:03.800	132.6	14:58:42.087
2		2:13.079	37.226	39.530	56.323	230.2	15:00:57.528	2		2:59.902	48.051	46.630	1:25.221	128.7	15:01:41.989
3		2:12.469	36.350	39.230	56.889	230.2	15:03:09.997	3		2:26.516	47.681	41.842	56.993	166.9	15:04:08.505
4		2:22.907 P	37.719	39.569	1:05.619	233.2	15:05:32.904	4		2:12.896	36.664	39.441	56.791	230.7	15:06:21.401
5		7:18.952	5:38.178	41.493	59.281	64.2	15:12:51.856	5		4:44.230 P	37.100	39.973	3:27.157	230.7	15:11:05.631
6		2:26.833 P	37.444	40.457	1:08.932	229.7	15:15:18.689	6		2:34.936	55.629	42.140	57.167	137.9	15:13:40.567
7		4:25.722	2:48.042	40.482	57.198	143.2	15:19:44.411	7		2:12.538	37.028	39.333	56.177	231.7	15:15:53.105
8		<del>2:15.774</del>	37.994	40.050	57.730	230.7	15:22:00.185	8		3:13.902 P	37.028	39.499	1:57.375	231.7	15:19:07.007
9		2:16.762	37.787	40.780	58.195	228.8	15:24:16.947	9		2:35.696	54.327	41.308	1:00.061	137.7	15:21:42.703
10		2:50.795 P	37.611	41.469	1:31.715	230.7	15:27:07.742	10		2:17.760	38.137	41.665	57.958	231.7	15:24:00.463
11		4:20.201	2:44.226	39.806	56.169	130.7	15:31:27.943	11		2:17.574	37.343	41.425	58.806	232.2	15:26:18.037
12		2:15.275	36.355	41.497	57.423	231.2	15:33:43.218	12		2:14.109	36.909	40.329	56.871	233.7	15:28:32.146
13		2:11.876	36.572	39.176	56.128	230.2	15:35:55.094	13		5:59.666 P	37.706	41.473	4:40.487	233.2	15:34:31.812
14		<del>2:12.905</del>	36.441	38.970	56.894	231.2	15:38:07.399	14		8:12.442 P	54.279	40.416	6:37.747	139.1	15:42:44.254
15		2:19.512 P	36.823	39.349	1:03.340	230.2	15:40:26.911	15		2:38.897	55.365	42.733	1:00.799	138.6	15:45:23.151
16		3:42.611	2:05.590	40.643	56.378	132.0	15:44:09.522	16		3:08.485 P	39.121	42.845	1:46.519	231.2	15:48:31.636
17		<del>2:11.394</del>	36.274	39.116	56.001	232.2	15:46:20.913	17		5:08.492 P	56.091	45.371	3:27.030	138.9	15:53:40.128
18		2:20.951 P	36.368	41.235	1:03.348	232.7	15:48:41.864	18			55.315	41.220		139.1	
19		6:57.603	5:22.072	39.325	56.206	135.1	15:55:39.467								
20		2:11.464	36.113	39.177	56.174	232.7	15:57:50.931								
21		2:38.746 P	36.285	45.015	1:17.446	233.2	16:00:29.677								

126

1 Albert Estragués Transam Euro Ford Mustang 2018  
 2 Three Sixty Racing Team

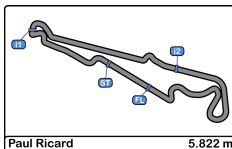
Lap	D	Time	Sector 1	Sector 2	Sector 3	T. Spd	Elapsed
1		15:02:01.992 P			15:02:01.992		15:02:01.992
2		2:55.508	1:08.084	45.983	1:01.441	84.3	15:04:57.500
3			38.986	41.179		227.3	

190

1 Fernando Navarrete Porsche 911 GT3 Cup gen 1  
 2 Fernando Navarrete jr Three Sixty Racing Team

Lap	D	Time	Sector 1	Sector 2	Sector 3	T. Spd	Elapsed
1		15:00:07.792	14:58:11.740	52.744	1:03.308	100.1	15:00:07.792
2		2:20.301	38.640	42.888	58.773	234.2	15:02:28.093
3		2:14.638	37.443	40.006	57.189	236.3	15:04:42.731
4		2:13.838	37.038	39.643	57.157	235.8	15:06:56.569
5		2:13.128	36.663	39.400	57.065	235.2	15:09:09.697
6		2:30.918 P	41.746	40.866	1:08.306	199.2	15:11:40.615
7		8:48.183	7:01.231	44.118	1:02.834	99.4	15:20:28.798
8		2:33.308	39.835	52.292	1:01.181	232.2	15:23:02.106
9		2:20.342	38.391	41.770	1:00.181	232.7	15:25:22.448
10		2:18.514	37.845	41.079	59.590	234.7	15:27:40.962
11		2:18.570	37.925	40.854	59.791	234.7	15:29:59.532
12		2:17.610	37.800	40.056	59.754	234.2	15:32:17.142
13		2:26.080	37.341	39.726	1:09.013	233.7	15:34:43.222
14		2:16.564	38.359	39.027	59.178	232.2	15:36:59.786
15		2:20.548	41.124	40.405	59.019	232.7	15:39:20.334
16		2:17.170	37.967	40.756	58.447	234.7	15:41:37.504
17		2:20.618	38.660	40.936	1:01.022	225.4	15:43:58.122
18		2:20.123	38.452	42.141	59.530	234.7	15:46:18.245
19		2:19.736	38.674	42.707	58.355	226.4	15:48:37.981
20		2:47.870 P	40.845	46.140	1:20.885	234.2	15:51:25.851



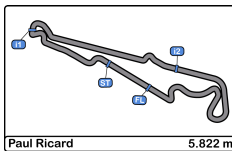


Paul Ricard  
 GT Cup Open Europe  
 Free Practice - 3  
**Best Sectors Results**



Sector - 1				Sector - 2				Sector - 3				Ideal Lap vs Best Lap				
Clas	Nº	Driver	Time	Nº	Driver	Time	Nº	Driver	Time	Clas	Nº	Driver	Ideal Lap	Best Lap	Clas	
1	24	Blazek - Lisowski	35.564	100	Dwernicki - Antoszewski	38.970	26	Darmetko - Janosz	55.266	1	24	Blazek - Lisowski	2:09.959	2:10.029	1	
2	26	Darmetko - Janosz	35.791	24	Blazek - Lisowski	38.986	24	Blazek - Lisowski	55.409	2	26	Darmetko - Janosz	2:10.417	2:11.185	2	
3	12	Glauco Solieri	36.050	190	Navarrete - Navarrete jr	39.027	66	Andrzej Lewandowski	55.720	3	100	Dwernicki - Antoszewski	2:11.084	2:11.464	3	
4	100	Dwernicki - Antoszewski	36.113	191	Gillion - Verdonck	39.333	12	Glauco Solieri	55.858	4	12	Glauco Solieri	2:11.243	2:11.682	4	
5	44	Pisani - Bozzoni	36.596	12	Glauco Solieri	39.335	100	Dwernicki - Antoszewski	56.001	5	66	Andrzej Lewandowski	2:11.922	2:11.922	5	
6	190	Navarrete - Navarrete jr	36.663	26	Darmetko - Janosz	39.360	32	Fernando Fortes	56.157	6	191	Gillion - Verdonck	2:12.174	2:12.538	7	
7	191	Gillion - Verdonck	36.664	66	Andrzej Lewandowski	39.490	191	Gillion - Verdonck	56.177	7	28	Zamparelli - Klingelberg	2:12.536	2:12.536	6	
8	28	Zamparelli - Klingelberg	36.672	28	Zamparelli - Klingelberg	39.541	28	Zamparelli - Klingelberg	56.323	8	32	Fernando Fortes	2:12.738	2:13.231	10	
9	32	Fernando Fortes	36.690	44	Pisani - Bozzoni	39.774	44	Pisani - Bozzoni	56.656	9	190	Navarrete - Navarrete jr	2:12.755	2:13.128	9	
10	66	Andrzej Lewandowski	36.712	32	Fernando Fortes	39.891	190	Navarrete - Navarrete jr	57.065	10	44	Pisani - Bozzoni	2:13.026	2:13.083	8	
11	27	Mauro - Aristot	36.952	27	Mauro - Aristot	40.059	27	Mauro - Aristot	57.227	11	27	Mauro - Aristot	2:14.238	2:15.476	11	
12	126	Albert Estragués	38.986	126	Albert Estragués	41.179	126	Albert Estragués	1:01.441	12	126	Albert Estragués	2:21.606	2:55.508	12	



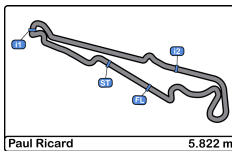


Paul Ricard  
 GT Cup Open Europe  
 Free Practice - 3  
 Best 5 Lap Times



Cl	N°	Entrant/Team	Nat	Driver 1	Nat	Status	Driver 2	Nat	Status	Vehicle	Cat	Cl	Best 1		Best 2		Best 3		Best 4		Best 5	
													Time	Lap	Time	Lap	Time	Lap	Time	Lap	Time	Lap
1	24	A&P Racing Team PTT Tech Support	POL	Maciej Blazek	POL		Mateusz Lisowski	POL		Porsche 991 GT3 Cup gen 2	PROAM	1	2:10.029	13	2:10.471	14	2:10.542	12	2:10.619	11	2:10.710	10
2	26	Q1 by EMG Motorsport	BEL	Maciej Darmetko	POL		Artur Janosz	POL		Porsche 911 GT3 Cup gen 2	PROAM	2	2:11.185	3	2:12.600	2	2:14.498	8	2:14.773	6	2:14.783	7
3	100	Alda Motorsport	POL	Jakub Dwernicki	POL		Jan Antoszewski	POL		Porsche 911 GT3 Cup gen 2	PROAM	3	2:11.464	20	2:11.876	13	2:12.469	3	2:13.079	2	2:15.275	12
4	12	AKM Motorsport	SMR	Glauco Solieri	ITA			ITA		Lamborghini Huracan Super Trofeo	AM	1	2:11.682	12	2:12.670	11	2:13.413	8	2:13.702	5	2:13.706	4
5	66	Vincenzo Sospiri Racing	ITA	Andrzej Lewandowski	POL			POL		Lamborghini Huracan Super Trofeo	AM	2	2:11.922	5	2:14.566	4	2:14.629	6	2:41.838	3	5:11.843	7
6	28	J. Morcillo / E2P Racing	ESP	Dino Zamparelli	GBR		Jan Klingelberg	CHE		Porsche 911 GT3 Cup gen 2	PROAM	4	2:12.536	13	2:13.372	12	2:14.422	5	2:14.423	4	2:14.859	6
7	191	PROsport Racing	DEU	Rodrigue Gillion	BEL		Nico Verdonck	BEL		Aston Martin Vantage	PROAM	5	2:12.538	7	2:12.896	4	2:14.109	12	2:17.574	11	2:17.760	10
8	44	Eugenio Pisani	ITA	Eugenio Pisani	ITA		Stefano Bozzoni	ITA		Porsche 911 GT3 Cup gen 1	PROAM	6	2:13.083	21	2:13.558	18	2:15.901	17	2:21.258	9	2:21.526	13
9	190	Three Sixty Racing Team	ESP	Fernando Navarrete	ESP		Fernando Navarrete jr	ESP		Porsche 911 GT3 Cup gen 1	AM	3	2:13.128	5	2:13.838	4	2:14.638	3	2:16.564	14	2:17.170	16
10	32	Three Sixty Racing Team	AND	Fernando Fortes	BRA			BRA		Porsche 911 GT3 Cup gen 2	AM	4	2:13.231	6	2:13.312	5	2:13.405	7	2:14.125	11	2:14.130	12
11	27	Three Sixty Racing Team	AND	Marcio Mauro	BRA		Oscar Aristot	AND		Porsche 911 GT3 Cup gen 2	AM	5	2:15.476	11	2:15.551	2	2:15.909	3	2:15.979	8	2:16.384	10
12	126	Three Sixty Racing Team	ESP	Albert Estragués	ESP			ESP		Transam Euro Ford Mustang 2018	AM	6	2:55.508	2								





**Paul Ricard**  
**GT Cup Open Europe**  
**Free Practice - 3**  
**Best 5 Top Speeds**



Cl	N°	Entrant/Team	Nat	Driver 1	Nat	Driver 2	Nat	Vehicle	Cat	Cl	Top 1		Top 2		Top 3		Top 4		Top 5		Avg
											Km/h	Lap	Km/h	Lap	Km/h	Lap	Km/h	Lap	Km/h	Lap	
1	190	Three Sixty Racing Team	ESP	Fernando Navarrete	ESP	Fernando Navarrete jr	ESP	Porsche 911 GT3 Cup gen 1	AM	1	236.3	3	235.8	4	235.2	5	234.7	10	234.7	11	235.3
2	191	PROsport Racing	BEL	Rodrigue Gillion	BEL	Nico Verdonck	BEL	Aston Martin Vantage	PROAM	1	233.7	12	233.2	13	232.2	11	231.7	7	231.7	8	232.5
3	100	Alda Motorsport	POL	Jakub Dwernicki	POL	Jan Antoszewski	POL	Porsche 911 GT3 Cup gen 2	PROAM	2	233.2	4	233.2	21	232.7	18	232.7	20	232.2	17	232.8
4	24	A&P Racing Team PTT Tech Support	POL	Maciej Blazek	POL	Mateusz Lisowski	POL	Porsche 991 GT3 Cup gen 2	PROAM	3	231.7	15	230.7	13	230.7	22	230.2	11	230.2	12	230.7
5	12	AKM Motorsport	SMR	Glauco Solieri	ITA			Lamborghini Huracan Super Trofeo	AM	2	231.2	9	230.2	6	229.7	11	229.2	3	228.8	5	229.8
6	26	Q1 by EMG Motorsport	BEL	Maciej Darmetko	POL	Artur Janosz	POL	Porsche 911 GT3 Cup gen 2	PROAM	4	230.7	13	229.7	4	229.2	3	229.2	6	228.8	2	229.5
7	28	J. Morcillo / E2P Racing	ESP	Dino Zamparelli	GBR	Jan Klingelberg	CHE	Porsche 911 GT3 Cup gen 2	PROAM	5	230.7	7	229.7	13	229.2	6	228.8	5	228.8	8	229.4
8	27	Three Sixty Racing Team	ESP	Marcio Mauro	BRA	Oscar Aristot	AND	Porsche 911 GT3 Cup gen 2	AM	3	227.8	17	226.8	16	226.4	3	226.4	8	226.4	10	226.7
9	32	Three Sixty Racing Team	AND	Fernando Fortes	BRA			Porsche 911 GT3 Cup gen 2	AM	4	227.8	13	226.4	8	226.4	11	225.9	6	225.4	5	226.4
10	126	Three Sixty Racing Team	AND	Albert Estragués	ESP			Transam Euro Ford Mustang 2018	AM	5	227.3	3	84.3	2							155.8
11	44	Eugenio Pisani	ITA	Eugenio Pisani	ITA	Stefano Bozzoni	ITA	Porsche 911 GT3 Cup gen 1	PROAM	6	225.9	21	225.4	18	225.0	13	225.0	19	224.5	15	225.1
12	66	Vincenzo Sospiri Racing	ITA	Andrzej Lewandowski	POL			Lamborghini Huracan Super Trofeo	AM	6	223.6	5	223.1	4	222.2	6	213.0	7	123.5	8	201.1



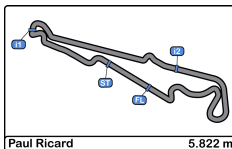


**Paul Ricard**  
**GT Cup Open Europe**  
**Free Practice - 3**  
**Fastest Laps Sequence**



Lap	Time of Day	Session Time	N°	Entrant/Team	Nat	Driver 1	Nat	Driver 2	Nat	Vehicle	Cat	Time	Km/h
2	15:00:35.457	5:35.457	26	Q1 by EMG Motorsport		Maciej Darmetko		Artur Janosz		Porsche 911 GT3 Cup gen 2	PROAM	2:12.600	158.0
3	15:02:46.642	7:46.642	26	Q1 by EMG Motorsport		Maciej Darmetko		Artur Janosz		Porsche 911 GT3 Cup gen 2	PROAM	2:11.185	159.7
10	15:25:49.031	30:49.031	24	A&P Racing Team PTT Tech Support		Maciej Blazek		Mateusz Lisowski		Porsche 991 GT3 Cup gen 2	PROAM	2:10.710	160.3
11	15:27:59.650	32:59.650	24	A&P Racing Team PTT Tech Support		Maciej Blazek		Mateusz Lisowski		Porsche 991 GT3 Cup gen 2	PROAM	2:10.619	160.4
12	15:30:10.192	35:10.192	24	A&P Racing Team PTT Tech Support		Maciej Blazek		Mateusz Lisowski		Porsche 991 GT3 Cup gen 2	PROAM	2:10.542	160.5
13	15:32:20.221	37:20.221	24	A&P Racing Team PTT Tech Support		Maciej Blazek		Mateusz Lisowski		Porsche 991 GT3 Cup gen 2	PROAM	2:10.029	161.1



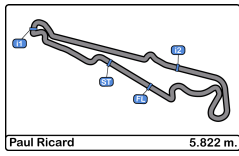


**Paul Ricard**  
**GT Cup Open Europe**  
**Free Practice - 3**  
**Event Best Maximum Speed**



N°	Entrant/Team	Nat	Driver 1	Nat	Driver 2	Nat	Vehicle	Cat	Km/h	Session
27	Three Sixty Racing Team	ESP AND	Marcio Mauro	BRA	Oscar Aristot	ESP AND	Porsche 911 GT3 Cup gen 2	AM	240.5	Free Practice - 1
190	Three Sixty Racing Team	ESP AND	Fernando Navarrete	ESP	Fernando Navarrete jr	ESP	Porsche 911 GT3 Cup gen 1	AM	240.5	Free Practice - 2
191	PROsport Racing	DEU	Rodrigue Gillion	BEL	Nico Verdonck	BEL	Aston Martin Vantage	PROAM	236.3	Free Practice - 2
126	Three Sixty Racing Team	ESP AND	Albert Estragués	ESP			Transam Euro Ford Mustang 2018	AM	235.8	Free Practice - 2
44	Eugenio Pisani	ITA	Eugenio Pisani	ITA	Stefano Bozzoni	ITA	Porsche 911 GT3 Cup gen 1	PROAM	235.2	Free Practice - 2
100	Alda Motorsport	POL	Jakub Dwernicki	POL	Jan Antoszewski	POL	Porsche 911 GT3 Cup gen 2	PROAM	234.2	Free Practice - 2
12	AKM Motorsport	SMR	Glauco Solieri	ITA			Lamborghini Huracan Super Trofeo Evo	AM	233.7	Free Practice - 2
26	Q1 by EMG Motorsport	BEL	Maciej Darmetko	POL	Artur Janosz	POL	Porsche 911 GT3 Cup gen 2	PROAM	233.7	Free Practice - 2
24	A&P Racing Team PTT Tech Support	POL	Maciej Blazek	POL	Mateusz Lisowski	POL	Porsche 991 GT3 Cup gen 2	PROAM	232.2	Free Practice - 2
28	J. Morcillo / E2P Racing	ESP	Dino Zamparelli	GBR	Jan Klingelberg	CHE	Porsche 911 GT3 Cup gen 2	PROAM	232.2	Free Practice - 2
32	Three Sixty Racing Team	ESP AND	Fernando Fortes	BRA			Porsche 911 GT3 Cup gen 2	AM	229.7	Free Practice - 2
66	Vincenzo Sospiri Racing	ITA	Andrzej Lewandowski	POL			Lamborghini Huracan Super Trofeo Evo	AM	225.9	Free Practice - 1





**Paul Ricard**  
**GT Cup Open Europe**  
**Free Practice - 3**  
**Pit Stop Analysis**



**26**

Maciej Darmetko PROAM Q1 by EMG Motorsport

Artur Janosz Porsche 911 GT3 Cup gen 2

Nr.	In Day Time	In Time	Out Time	Pit Time	T. Pit Time	Handicap	Penalty
1	15:05:00.438	15:05:00.438	15:08:53.518	3:53.080	3:53.080		
2	15:22:23.443	15:22:23.443	15:40:51.571	18:28.128	22:21.208		

**66**

Andrzej Lewandowski AM Vincenzo Sospiri Racing

Lamborghini Huracan Super Trofeo Evo

Nr.	In Day Time	In Time	Out Time	Pit Time	T. Pit Time	Handicap	Penalty
1	15:07:12.951	15:07:12.951	15:11:25.023	4:12.072	4:12.072		
2	15:22:47.399	15:22:47.399	15:25:59.741	3:12.342	7:24.414		

**190**

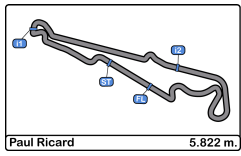
Fernando Navarrete AM Three Sixty Racing Team

Fernando Navarrete jr Porsche 911 GT3 Cup gen 1

Nr.	In Day Time	In Time	Out Time	Pit Time	T. Pit Time	Handicap	Penalty
1	15:11:31.924	15:11:31.924	15:17:58.213	6:26.289	6:26.289		



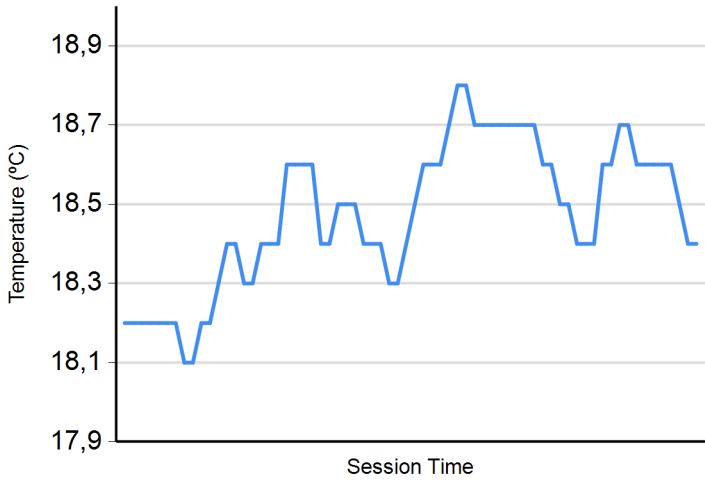




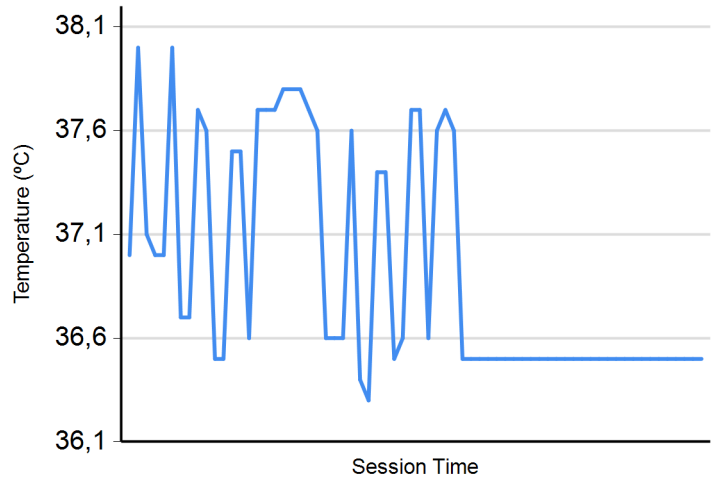
**Paul Ricard**  
**GT Cup Open Europe**  
**Free Practice - 3**  
**Weather Report**



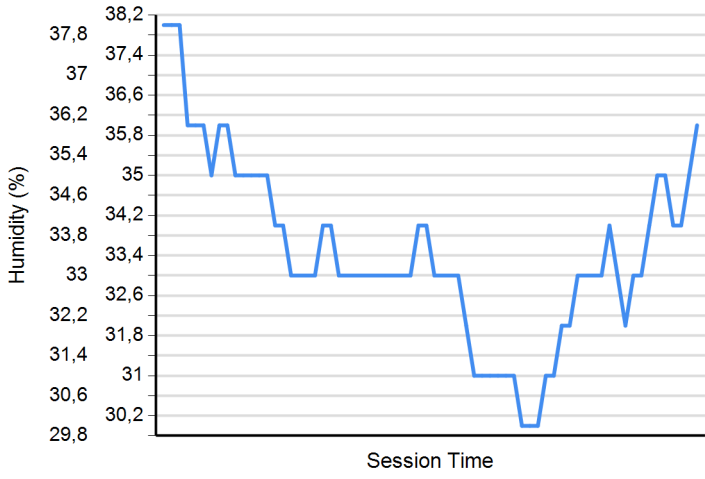
**Air Temperature**



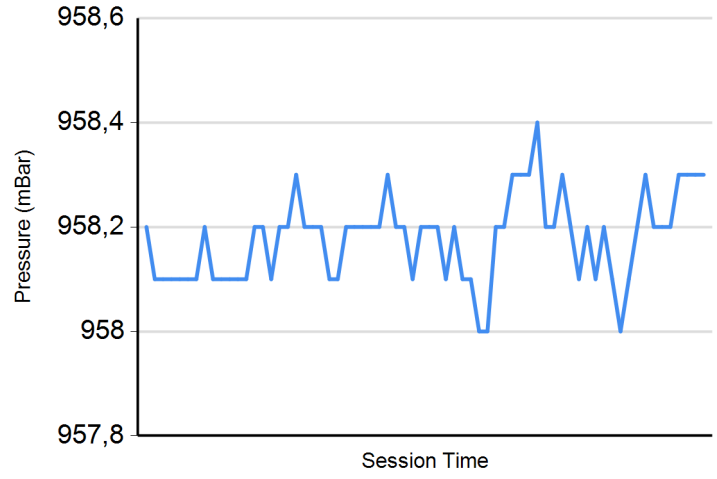
**Track Temperature**



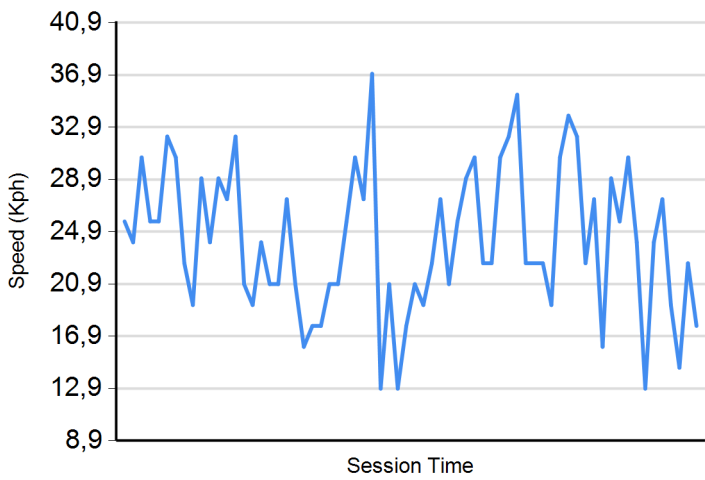
**Humidity**



**Pressure**

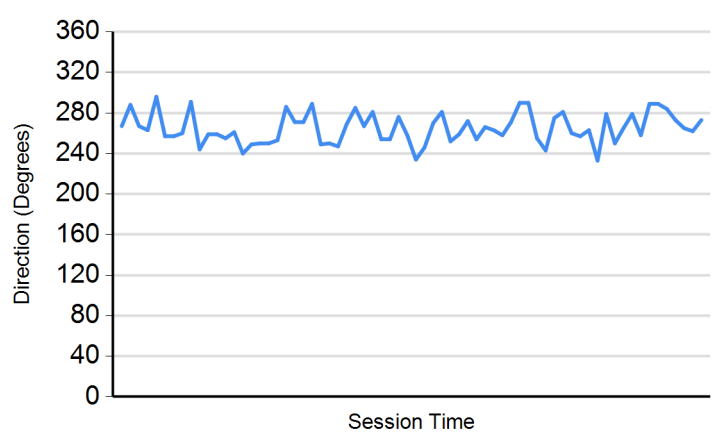


**Wind Speed**



**Wind direction**

North = 0°/360° Est = 90° South = 180° West = 270°





**Paul Ricard**  
**GT Cup Open Europe**  
**Free Practice 1 - 2 - 3**  
**Combined Results**



Cls	N°	Entrant/Team	Nat	Driver 1	Nat	Driver 2	Nat	Vehicle	Cat	Cls	Laps	Free Practice - 1	Free Practice - 2	Free Practice - 3	Best	Gap	Interval	Km/h			
1	24	A&P Racing Team PTT Tech Support	POL	Maciej Blazek	POL	Mateusz Lisowski	POL	Porsche 991 GT3 Cup gen 2	PROAM	1	40	18:37:38.1	<b>2:09.336</b>	1	<b>2:10.029</b>	1	<b>2:09.336</b>		162.0		
2	26	Q1 by EMG Motorsport	BEL	Maciej Darmetko	POL	Artur Janosz	POL	Porsche 911 GT3 Cup gen 2	PROAM	2	46	2:14.417	4	<b>2:09.675</b>	1	<b>2:11.185</b>	3	<b>2:09.675</b>	0.339	0.339	161.6
3	28	J. Morcillo / E2P Racing	ESP	Dino Zamparelli	GBR	Jan Klingelberg	CHE	Porsche 911 GT3 Cup gen 2	PROAM	3	44	2:13.206	1	<b>2:09.682</b>	1	<b>2:12.536</b>	1	<b>2:09.682</b>	0.346	0.007	161.6
4	191	PROsport Racing	DEU	Rodrigue Gillion	BEL	Nico Verdonck	BEL	Aston Martin Vantage	PROAM	4	44	2:14.593	4	<b>2:10.255</b>	3	<b>2:12.538</b>	7	<b>2:10.255</b>	0.919	0.573	160.9
5	100	Alda Motorsport	POL	Jakub Dwernicki	POL	Jan Antoszewski	POL	Porsche 911 GT3 Cup gen 2	PROAM	5	43	2:12.632	7	<b>2:10.602</b>	6	<b>2:11.464</b>	2	<b>2:10.602</b>	1.266	0.347	160.4
6	12	AKM Motorsport	SMR	Glauco Solieri	ITA			Lamborghini Huracan Super Trofeo Evo	AM	1	28		2:11.794	9	2:11.682	1	<b>2:11.682</b>	2.346	1.080	159.1	
7	32	Three Sixty Racing Team	AND	Fernando Fortes	BRA			Porsche 911 GT3 Cup gen 2	AM	2	31	2:14.938	2	<b>2:11.817</b>	1	<b>2:13.231</b>	6	<b>2:11.817</b>	2.481	0.135	159.0
8	66	Vincenzo Sospiri Racing	ITA	Andrzej Lewandowski	POL			Lamborghini Huracan Super Trofeo Evo	AM	3	18	2:12.267	1		2:11.922	5	<b>2:11.922</b>	2.586	0.105	158.8	
9	190	Three Sixty Racing Team	AND	Fernando Navarrete	ESP	Fernando Navarrete jr	ESP	Porsche 911 GT3 Cup gen 1	AM	4	40			3	<b>2:12.302</b>	5	<b>2:13.128</b>	2.966	0.380	158.4	
10	126	Three Sixty Racing Team	AND	Albert Estragués	ESP			Transam Euro Ford Mustang 2018	AM	5	18	2:16.700	7	<b>2:12.854</b>	7	<b>2:55.508</b>	2	<b>2:12.854</b>	3.518	0.552	157.7
11	44	Eugenio Pisani	ITA	Eugenio Pisani	ITA	Stefano Bozzoni	ITA	Porsche 911 GT3 Cup gen 1	PROAM	6	45	2:26.280	5	2:14.519	4	2:13.083	2	<b>2:13.083</b>	3.747	0.229	157.4
12	27	Three Sixty Racing Team	AND	Marcio Mauro	BRA	Oscar Aristot	AND	Porsche 911 GT3 Cup gen 2	AM	6	49	2:14.750	5	<b>2:14.378</b>	9	<b>2:15.476</b>	1	<b>2:14.378</b>	5.042	1.295	155.9

**\* PENALTIES**

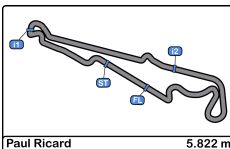
CAR 190 TIME 2:11.361 DELETED TRACK LIMITS AT T 10

CAR 190 TIME 2:10.496 DELETED TRACK LIMITS AT T 10

Published at:.....

<b>Stewards:</b>	<b>Race Director:</b>	<b>Timekeeper:</b> Luis Angel Garcia Nuñez <i>[Signature]</i> JOB/I-0020-ESP
------------------	-----------------------	--





**Paul Ricard**  
**GT Cup Open Europe**  
**Qualifying - 1 Driver - 1**  
**Provisional Results**



Cls	N°	Entrant/Team	Nat	Driver 1	Nat	Driver 2	Nat	Vehicle	Cat	Cls	Laps	Best	Time	Gap	Interval	Km/h
1	28	J. Morcillo / E2P Racing	ESP	<b>Dino Zamparelli</b>	GBR	Jan Klingelberg	CHE	Porsche 911 GT3 Cup gen 2	PROAM	1	5	4	2:09.068			162.3
2	26	Q1 by EMG Motorsport	BEL	Maciej Darmetko	POL	<b>Artur Janosz</b>	POL	Porsche 911 GT3 Cup gen 2	PROAM	2	9	3	2:09.606	0.538	0.538	161.7
3	24	A&P Racing Team PTT Tech Support	POL	<b>Maciej Blazek</b>	POL	Mateusz Lisowski	POL	Porsche 991 GT3 Cup gen 2	PROAM	3	7	6	2:10.392	1.324	0.786	160.7
4	66	Vincenzo Sospiri Racing	ITA	Andrzej Lewandowski	POL			Lamborghini Huracan Super Trofeo Evo	AM	1	6	6	2:11.110	2.042	0.718	159.8
5	44	Eugenio Pisani	ITA	<b>Eugenio Pisani</b>	ITA	Stefano Bozzoni	ITA	Porsche 911 GT3 Cup gen 1	PROAM	4	8	7	2:11.356	2.288	0.246	159.5
6	191	PROsport Racing	DEU	<b>Rodrigue Gillion</b>	BEL	Nico Verdonck	BEL	Aston Martin Vantage	PROAM	5	7	7	2:11.692	2.624	0.336	159.1
7	126	Three Sixty Racing Team	AND	Albert Estragués	ESP			Transam Euro Ford Mustang 2018	AM	2	7	6	2:11.893	2.825	0.201	158.9
8	190	Three Sixty Racing Team	AND	Fernando Navarrete	ESP	<b>Fernando Navarrete jr</b>	ESP	Porsche 911 GT3 Cup gen 1	AM	3	5	4	2:12.073	3.005	0.180	158.6
9	12	AKM Motorsport	SMR	Glauco Solieri	ITA			Lamborghini Huracan Super Trofeo Evo	AM	4	9	8	2:12.310	3.242	0.237	158.4
10	100	Alda Motorsport	POL	<b>Jakub Dwernicki</b>	POL	Jan Antoszewski	POL	Porsche 911 GT3 Cup gen 2	PROAM	6	6	2	2:15.619	6.551	3.309	154.5
11	27	Three Sixty Racing Team	AND	<b>Marcio Mauro</b>	BRA	Oscar Aristot	AND	Porsche 911 GT3 Cup gen 2	AM	5	7	3	2:16.821	7.753	1.202	153.1
12	32	Three Sixty Racing Team	AND	Fernando Fortes	BRA			Porsche 911 GT3 Cup gen 2	AM	6	2	2	2:17.721	8.653	0.900	152.1

**\* PENALTIES**

CAR 27 TIME 2:19.954 DELETED TRACK LIMITS AT T 10

CAR 66 TIME 2:11.819 DELETED TRACK LIMITS AT T 10

Published at:.....

Track Temp: **36.5 °C** Air Temp: **17.8 °C** Humidity: **37 %** Track Status: **DRY**

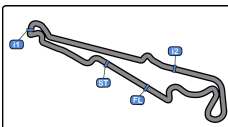
Stewards:

Race Director:

Timekeeper: *[Signature]* Luis Angel Garcia Nuñez

JOB/I-0020-ESP





**Paul Ricard**  
**GT Cup Open Europe**  
**Qualifying - 1 Driver - 1**  
**Provisional Results by Class**



Paul Ricard 5.822 m

Cls	N°	Entrant/Team	Nat	Driver 1	Nat	Driver 2	Nat	Vehicle	Cat	Cls	Laps	Best	Time	Gap	Interval	Km/h
<b>PROAM</b>																
1	28	J. Morcillo / E2P Racing	ESP	<b>Dino Zamparelli</b>	GBR	Jan Klingelberg	CHE	Porsche 911 GT3 Cup gen 2	PROAM	1	5	4	2:09.068			162.3
2	26	Q1 by EMG Motorsport	BEL	Maciej Darmetko	POL	<b>Artur Janosz</b>	POL	Porsche 911 GT3 Cup gen 2	PROAM	2	9	3	2:09.606	0.538	0.538	161.7
3	24	A&P Racing Team PTT Tech Support	POL	<b>Maciej Blazek</b>	POL	Mateusz Lisowski	POL	Porsche 991 GT3 Cup gen 2	PROAM	3	7	6	2:10.392	1.324	0.786	160.7
4	44	Eugenio Pisani	ITA	<b>Eugenio Pisani</b>	ITA	Stefano Bozzoni	ITA	Porsche 911 GT3 Cup gen 1	PROAM	4	8	7	2:11.356	2.288	0.964	159.5
5	191	PROsport Racing	DEU	<b>Rodrigue Gillion</b>	BEL	Nico Verdonck	BEL	Aston Martin Vantage	PROAM	5	7	7	2:11.692	2.624	0.336	159.1
6	100	Alda Motorsport	POL	<b>Jakub Dwernicki</b>	POL	Jan Antoszewski	POL	Porsche 911 GT3 Cup gen 2	PROAM	6	6	2	2:15.619	6.551	3.927	154.5
<b>AM</b>																
1	66	Vincenzo Sospiri Racing	ITA	Andrzej Lewandowski	POL			Lamborghini Huracan Super Trofeo Evo	AM	1	6	6	2:11.110			159.8
2	126	Three Sixty Racing Team	AND	Albert Estragués	ESP			Transam Euro Ford Mustang 2018	AM	2	7	6	2:11.893	0.783	0.783	158.9
3	190	Three Sixty Racing Team	AND	Fernando Navarrete	ESP	<b>Fernando Navarrete jr</b>	ESP	Porsche 911 GT3 Cup gen 1	AM	3	5	4	2:12.073	0.963	0.180	158.6
4	12	AKM Motorsport	SAU	Glauco Solieri	ITA			Lamborghini Huracan Super Trofeo Evo	AM	4	9	8	2:12.310	1.200	0.237	158.4
5	27	Three Sixty Racing Team	AND	<b>Marcio Mauro</b>	BRA	Oscar Aristot	AND	Porsche 911 GT3 Cup gen 2	AM	5	7	3	2:16.821	5.711	4.511	153.1
6	32	Three Sixty Racing Team	AND	Fernando Fortes	BRA			Porsche 911 GT3 Cup gen 2	AM	6	2	2	2:17.721	6.611	0.900	152.1

**\* PENALTIES**

CAR 27 TIME 2:19.954 DELETED TRACK LIMITS AT T 10

CAR 66 TIME 2:11.819 DELETED TRACK LIMITS AT T 10

Published at:.....

Track Temp: 36.5 °C Air Temp: 17.8 °C Humidity: 37 % Track Status: DRY

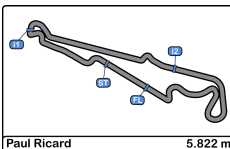
Stewards:

Race Director:

Timekeeper: Luis Angel Garcia Nuñez

JOB/I-0020-ESP





**Paul Ricard**  
**GT Cup Open Europe**  
**Qualifying - 1 Driver - 1**  
**Provisional Results by Category**



Cls	Nº	Entrant/Team	Nat	Driver 1	Nat	Driver 2	Nat	Vehicle	Cat	Cls	Laps	Best	Time	Gap	Interval	Km/h
<b>GT Open Cup Europe</b>																
1	28	J. Morcillo / E2P Racing	ESP	<b>Dino Zamparelli</b>	GBR	Jan Klingelberg	CHE	Porsche 911 GT3 Cup gen 2	PROAM	1	5	4	2:09.068			162.3
2	26	Q1 by EMG Motorsport	BEL	Maciej Darmetko	POL	<b>Artur Janosz</b>	POL	Porsche 911 GT3 Cup gen 2	PROAM	2	9	3	2:09.606	0.538	0.538	161.7
3	24	A&P Racing Team PTT Tech Support	POL	<b>Maciej Blazek</b>	POL	Mateusz Lisowski	POL	Porsche 991 GT3 Cup gen 2	PROAM	3	7	6	2:10.392	1.324	0.786	160.7
4	66	Vincenzo Sospiri Racing	ITA	Andrzej Lewandowski	POL			Lamborghini Huracan Super Trofeo Evo	AM	1	6	6	2:11.110	2.042	0.718	159.8
5	44	Eugenio Pisani	ITA	<b>Eugenio Pisani</b>	ITA	Stefano Bozzoni	ITA	Porsche 911 GT3 Cup gen 1	PROAM	4	8	7	2:11.356	2.288	0.246	159.5
6	191	PROsport Racing	DEU	<b>Rodrigue Gillion</b>	BEL	Nico Verdonck	BEL	Aston Martin Vantage	PROAM	5	7	7	2:11.692	2.624	0.336	159.1
7	126	Three Sixty Racing Team	AND	Albert Estragués	ESP			Transam Euro Ford Mustang 2018	AM	2	7	6	2:11.893	2.825	0.201	158.9
8	190	Three Sixty Racing Team	AND	Fernando Navarrete	ESP	<b>Fernando Navarrete jr</b>	ESP	Porsche 911 GT3 Cup gen 1	AM	3	5	4	2:12.073	3.005	0.180	158.6
9	12	AKM Motorsport	SMR	Glauco Solieri	ITA			Lamborghini Huracan Super Trofeo Evo	AM	4	9	8	2:12.310	3.242	0.237	158.4
10	100	Alda Motorsport	POL	<b>Jakub Dwernicki</b>	POL	Jan Antoszewski	POL	Porsche 911 GT3 Cup gen 2	PROAM	6	6	2	2:15.619	6.551	3.309	154.5
11	27	Three Sixty Racing Team	AND	<b>Marcio Mauro</b>	BRA	Oscar Aristot	AND	Porsche 911 GT3 Cup gen 2	AM	5	7	3	2:16.821	7.753	1.202	153.1
12	32	Three Sixty Racing Team	AND	Fernando Fortes	BRA			Porsche 911 GT3 Cup gen 2	AM	6	2	2	2:17.721	8.653	0.900	152.1

**\* PENALTIES**

CAR 27 TIME 2:19.954 DELETED TRACK LIMITS AT T 10

CAR 66 TIME 2:11.819 DELETED TRACK LIMITS AT T 10

Published at:.....

Track Temp: 36.5 °C Air Temp: 17.8 °C Humidity: 37 % Track Status: DRY

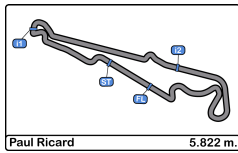
Stewards:

Race Director:

Timekeeper: Luis Angel Garcia Nuñez

JOB/I-0020-ESP



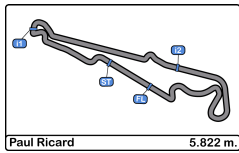


**Paul Ricard**  
**GT Cup Open Europe**  
**Qualifying - 1 Driver - 1**  
**Lap Analysis**



12							32													
1			Lamborghini Huracan Super Trofeo Evo				1			Porsche 911 GT3 Cup gen 2										
AM			AKM Motorsport				AM			Three Sixty Racing Team										
Lap D	Time	Sector 1	Sector 2	Sector 3	T. Spd	Elapsed	Lap D	Time	Sector 1	Sector 2	Sector 3	T. Spd	Elapsed							
1	17:42:33.337	17:40:42.288	48.522	1:02.527	97.6	17:42:33.337	1	17:43:15.351	17:41:23.413	48.129	1:03.809	132.1	17:43:15.351							
2	2:14.897	37.680	40.267	56.950	229.7	17:44:48.234	2	<b>2:17.721</b>	38.136	<b>41.781</b>	<b>57.804</b>	224.0	17:45:33.072							
3	2:34.028 P	38.207	42.151	1:13.670	232.2	17:47:22.262	3		<b>37.771</b>	58.451		227.3								
4	3:58.580	2:18.200	41.628	58.752	139.3	17:51:20.842	<b>44</b>							1 Eugenio Pisani			Porsche 911 GT3 Cup gen 1			
5	2:14.870	37.552	40.288	57.030	227.8	17:53:35.712	PROAM			2 Stefano Bozzoni				Eugenio Pisani						
6	2:13.669	36.772	39.966	56.931	228.3	17:55:49.381	Lap D	Time	Sector 1	Sector 2	Sector 3	T. Spd	Elapsed							
7	2:12.589	<b>36.644</b>	<b>39.497</b>	56.448	230.2	17:58:01.970	1	17:45:59.204	17:43:38.906	1:00.659	1:19.639	103.8	17:45:59.204							
8	<b>2:12.310</b>	36.673	39.638	<b>55.999</b>	231.2	18:00:14.280	2	2:44.076	47.316	53.143	1:03.617	148.9	17:48:43.280							
9	3:10.407 P	44.688	47.978	1:37.741	219.0	18:03:24.687	3	2:13.195	37.036	39.628	56.531	222.2	17:50:56.475							
<b>24</b>							1			2										
1 Maciej Blazek			Porsche 991 GT3 Cup gen 2				1			Eugenio Pisani										
PROAM			A&P Racing Team PTT Tech Support				2			Stefano Bozzoni										
Lap D	Time	Sector 1	Sector 2	Sector 3	T. Spd	Elapsed	Lap D	Time	Sector 1	Sector 2	Sector 3	T. Spd	Elapsed							
1	17:41:55.422	17:39:53.196	56.542	1:05.684	109.5	17:41:55.422	4	2:12.882	36.546	<b>39.264</b>	57.072	225.4	17:53:09.357							
2	2:11.923	36.525	39.499	55.899	228.8	17:44:07.345	5	2:12.090	36.636	39.298	56.156	228.3	17:55:21.447							
3	2:10.491	36.273	38.983	<b>55.235</b>	230.2	17:46:17.836	6	2:12.011	36.385	39.514	56.112	226.4	17:57:33.458							
4	2:13.572	36.569	40.749	56.254	231.2	17:48:31.408	7	<b>2:11.356</b>	<b>35.995</b>	39.297	<b>56.064</b>	227.3	17:59:44.814							
5	2:11.844	36.245	39.069	56.530	229.2	17:50:43.252	8	2:39.627 P	38.316	44.915	1:16.396	226.8	18:02:24.441							
6	<b>2:10.392</b>	<b>36.081</b>	<b>38.911</b>	55.400	229.2	17:52:53.644	<b>66</b>							1 Andrzej Lewandowski			Lamborghini Huracan Super Trofeo Evo			
7	2:11.759	36.155	39.519	56.085	228.8	17:55:05.403	AM			2				Vincenzo Sospiri Racing						
8		39.516	45.341		229.2		Lap D	Time	Sector 1	Sector 2	Sector 3	T. Spd	Elapsed							
<b>26</b>							1			2										
1 Maciej Darmetko			Porsche 911 GT3 Cup gen 2				1			Andrzej Lewandowski										
PROAM			Q1 by EMG Motorsport				2			Vincenzo Sospiri Racing										
Lap D	Time	Sector 1	Sector 2	Sector 3	T. Spd	Elapsed	Lap D	Time	Sector 1	Sector 2	Sector 3	T. Spd	Elapsed							
1	17:41:34.917	17:39:53.770	43.831	57.316	102.1	17:41:34.917	1	17:48:48.983	17:47:10.122	41.364	57.497	94.9	17:48:48.983							
2	2:11.835	36.927	39.269	55.639	231.2	17:43:46.752	2	2:12.785	36.737	39.698	56.350	225.4	17:51:01.768							
3	<b>2:09.606</b>	35.898	<b>38.823</b>	<b>54.885</b>	231.7	17:45:56.358	3	2:11.976	36.561	39.639	<b>55.776</b>	230.7	17:53:13.744							
4	2:10.691	<b>35.503</b>	39.015	56.173	233.7	17:48:07.049	4	<del>2:44.849</del>	36.272	<b>39.182</b>	56.365	230.7	17:55:25.563							
5	2:10.379	35.899	38.972	55.508	230.7	17:50:17.428	5	2:11.959	36.313	39.381	56.265	229.2	17:57:37.522							
6	2:09.701	35.672	38.849	55.180	231.2	17:52:27.129	6	<b>2:11.110</b>	<b>35.969</b>	39.203	55.938	230.7	17:59:48.632							
7	2:18.271 P	35.520	39.251	1:03.500	231.2	17:54:45.400	7		41.132	49.704		227.3								
8	4:03.828	2:28.912	39.317	55.599	141.3	17:58:49.228	<b>100</b>							1 Jakub Dwernicki			Porsche 911 GT3 Cup gen 2			
9	2:54.264 P	41.519	53.316	1:19.429	231.2	18:01:43.492	PROAM			2				Alda Motorsport						
<b>27</b>							1			2										
1 Marcio Mauro			Porsche 911 GT3 Cup gen 2				1			Jakub Dwernicki										
AM			Three Sixty Racing Team				2			Jan Antoszewski										
Lap D	Time	Sector 1	Sector 2	Sector 3	T. Spd	Elapsed	Lap D	Time	Sector 1	Sector 2	Sector 3	T. Spd	Elapsed							
1	17:46:15.500	17:44:31.838	44.489	59.173	127.0	17:46:15.500	1	17:41:33.303	17:39:46.746	46.373	1:00.184	113.8	17:41:33.303							
2	<del>2:19.954</del>	38.568	42.340	59.046	224.0	17:48:35.454	2	<b>2:15.619</b>	37.731	<b>40.003</b>	57.885	229.2	17:43:48.922							
3	<b>2:16.821</b>	<b>37.869</b>	40.873	58.079	224.0	17:50:52.275	3	2:15.722	37.572	40.462	<b>57.688</b>	232.2	17:46:04.644							
4	2:16.890	37.990	<b>40.579</b>	58.321	225.4	17:53:09.165	4	2:15.651	<b>37.348</b>	40.037	58.266	232.2	17:48:20.295							
5	2:17.552	38.181	41.001	58.370	226.8	17:55:26.717	5	2:32.199 P	41.606	42.094	1:08.499	188.1	17:50:52.494							
6	3:01.160 P	39.311	42.021	1:39.828	223.6	17:58:27.877	6	5:32.673 P	3:44.483	42.693	1:05.497	142.1	17:56:25.167							
7	2:33.788	54.713	41.034	<b>58.041</b>	137.7	18:01:01.665	<b>126</b>							1 Albert Estragués			Transam Euro Ford Mustang 2018			
8		42.865	42.445		161.9		AM			2				Three Sixty Racing Team						
<b>28</b>							1			2										
1 Dino Zamparelli			Porsche 911 GT3 Cup gen 2				1			Albert Estragués										
PROAM			J. Morcillo / E2P Racing				2			Three Sixty Racing Team										
Lap D	Time	Sector 1	Sector 2	Sector 3	T. Spd	Elapsed	Lap D	Time	Sector 1	Sector 2	Sector 3	T. Spd	Elapsed							
1	17:46:01.492	17:44:15.171	42.715	1:03.606	83.7	17:46:01.492	1	17:47:32.189	17:45:48.553	43.819	59.817	95.3	17:47:32.189							
2	2:19.977	37.795	41.505	1:00.677	230.2	17:48:21.469	2	2:14.115	37.111	39.927	57.077	229.7	17:49:46.304							
3	2:11.134	36.802	39.166	55.166	228.8	17:50:32.603	3	2:12.843	37.058	39.376	56.409	228.8	17:51:59.147							
4	<b>2:09.068</b>	<b>35.382</b>	<b>38.728</b>	<b>54.958</b>	228.8	17:52:41.671	4	2:21.477	36.282	48.197	56.998	229.2	17:54:20.624							
5	2:14.205	35.686	38.800	59.719	228.8	17:54:55.876	5	2:12.349	36.782	<b>39.364</b>	56.203	228.8	17:56:32.973							
6		35.488	39.033		229.2		6	<b>2:11.893</b>	<b>36.277</b>	39.376	56.240	230.2	17:58:44.866							
<b>190</b>							1			2										
1 Fernando Navarrete			Porsche 911 GT3 Cup gen 1				1			Fernando Navarrete jr										
AM			Three Sixty Racing Team				2			Three Sixty Racing Team										
Lap D	Time	Sector 1	Sector 2	Sector 3	T. Spd	Elapsed	Lap D	Time	Sector 1	Sector 2	Sector 3	T. Spd	Elapsed							
1	17:45:52.445	17:43:59.549	52.020	1:00.876	108.6	17:45:52.445	1	17:47:32.189	17:45:48.553	43.819	59.817	95.3	17:47:32.189							
2	2:14.417	37.426	40.508	56.483	225.0	17:48:06.862	2	2:14.115	37.111	39.927	57.077	229.7	17:49:46.304							
3	2:12.480	36.770	39.673	56.037	222.6	17:50:19.342	3	2:12.843	37.058	39.376	56.409	228.8	17:51:59.147							
4	<b>2:12.073</b>	<b>36.641</b>	<b>39.527</b>	<b>55.905</b>	223.6	17:52:31.415	4	2:21.477	36.282	48.197	56.998	229.2	17:54:20.624							
5	2:43.259 P	43.098	48.175	1:11.986	174.7	17:55:14.674	5	2:12.349	36.782	<b>39.364</b>	56.203	228.8	17:56:32.973							





**Paul Ricard**  
**GT Cup Open Europe**  
**Qualifying - 1 Driver - 1**  
**Lap Analysis**



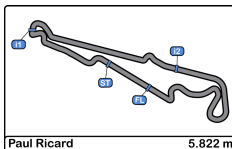
191

1 Rodrigue Gillion Aston Martin Vantage

PROAM 2 Nico Verdonck PROsport Racing

Lap	D	Time	Sector 1	Sector 2	Sector 3	T. Spd	Elapsed
1	1	17:45:47.490	17:43:49.695	51.348	1:06.447	113.0	17:45:47.490
2	1	2:35.653	38.701	45.134	1:11.818	232.7	17:48:23.143
3	1	2:22.824	41.552	41.277	59.995	174.1	17:50:45.967
4	1	2:18.943	37.818	42.021	59.104	231.7	17:53:04.910
5	1	2:13.756	37.119	39.814	56.823	231.7	17:55:18.666
6	1	2:11.874	36.192	39.330	<u>56.352</u>	232.7	17:57:30.540
7	1	<u>2:11.692</u>	<u>36.118</u>	<u>39.221</u>	56.353	233.7	17:59:42.232
8	1		37.323	47.813		233.2	





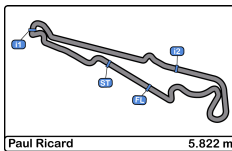
**Paul Ricard**  
**GT Cup Open Europe**  
**Qualifying - 1 Driver - 1**  
**Best Sectors Results**



Sector - 1				Sector - 2				Sector - 3				Ideal Lap vs Best Lap				
Clas	Nº	Driver	Time	Nº	Driver	Time	Nº	Driver	Time	Clas	Nº	Driver	Ideal Lap	Best Lap	Clas	
1	28	Dino Zamparelli	35.382	28	Dino Zamparelli	38.728	26	Artur Janosz	54.885	1	28	Dino Zamparelli	2:09.068	2:09.068	1	
2	26	Artur Janosz	35.503	26	Artur Janosz	38.823	28	Dino Zamparelli	54.958	2	26	Artur Janosz	2:09.211	2:09.606	2	
3	66	Andrzej Lewandowski	35.969	24	Maciej Blazek	38.911	24	Maciej Blazek	55.235	3	24	Maciej Blazek	2:10.227	2:10.392	3	
4	44	Eugenio Pisani	35.995	66	Andrzej Lewandowski	39.182	66	Andrzej Lewandowski	55.776	4	66	Andrzej Lewandowski	2:10.927	2:11.110	4	
5	24	Maciej Blazek	36.081	191	Rodrigue Gillion	39.221	190	Fernando Navarrete jr	55.905	5	44	Eugenio Pisani	2:11.323	2:11.356	5	
6	191	Rodrigue Gillion	36.118	44	Eugenio Pisani	39.264	12	Glauco Solieri	55.999	6	191	Rodrigue Gillion	2:11.691	2:11.692	6	
7	126	Albert Estragués	36.277	126	Albert Estragués	39.364	44	Eugenio Pisani	56.064	7	126	Albert Estragués	2:11.834	2:11.893	7	
8	190	Fernando Navarrete jr	36.641	12	Glauco Solieri	39.497	126	Albert Estragués	56.193	8	190	Fernando Navarrete jr	2:12.073	2:12.073	8	
9	12	Glauco Solieri	36.644	190	Fernando Navarrete jr	39.527	191	Rodrigue Gillion	56.352	9	12	Glauco Solieri	2:12.140	2:12.310	9	
10	100	Jakub Dwernicki	37.348	100	Jakub Dwernicki	40.003	100	Jakub Dwernicki	57.688	10	100	Jakub Dwernicki	2:15.039	2:15.619	10	
11	32	Fernando Fortes	37.771	27	Marcio Mauro	40.579	32	Fernando Fortes	57.804	11	27	Marcio Mauro	2:16.489	2:16.821	11	
12	27	Marcio Mauro	37.869	32	Fernando Fortes	41.781	27	Marcio Mauro	58.041	12	32	Fernando Fortes	2:17.356	2:17.721	12	





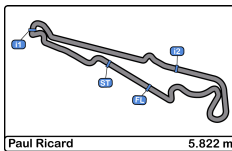


**Paul Ricard**  
**GT Cup Open Europe**  
**Qualifying - 1 Driver - 1**  
**Best 5 Lap Times**



Cl	N°	Entrant/Team	Nat	Driver 1	Nat	Status	Driver 2	Nat	Status	Vehicle	Cat	Cl	Best 1		Best 2		Best 3		Best 4		Best 5	
													Time	Lap	Time	Lap	Time	Lap	Time	Lap	Time	Lap
1	28	J. Morcillo / E2P Racing	ESP	<b>Dino Zamparelli</b>	GBR		Jan Klingelberg	CHE		Porsche 911 GT3 Cup gen 2	PROAM	1	<b>2:09.068</b>	4	2:11.134	3	2:14.205	5	2:19.977	2		
2	26	Q1 by EMG Motorsport	BEL	Maciej Darmetko	POL		<b>Artur Janosz</b>	POL		Porsche 911 GT3 Cup gen 2	PROAM	2	<b>2:09.606</b>	3	2:09.701	6	2:10.379	5	2:10.691	4	2:11.835	2
3	24	A&P Racing Team PTT Tech Support	POL	<b>Maciej Blazek</b>	POL		Mateusz Lisowski	POL		Porsche 991 GT3 Cup gen 2	PROAM	3	<b>2:10.392</b>	6	2:10.491	3	2:11.759	7	2:11.844	5	2:11.923	2
4	66	Vincenzo Sospiri Racing	ITA	Andrzej Lewandowski	POL					Lamborghini Huracan Super Trofeo	AM	1	<b>2:11.110</b>	6	2:11.959	5	2:11.976	3	2:12.785	2		
5	44	Eugenio Pisani	ITA	<b>Eugenio Pisani</b>	ITA		Stefano Bozzoni	ITA		Porsche 911 GT3 Cup gen 1	PROAM	4	<b>2:11.356</b>	7	2:12.011	6	2:12.090	5	2:12.882	4	2:13.195	3
6	191	PROsport Racing	BEL	<b>Rodrique Gillion</b>	BEL		Nico Verdonck	BEL		Aston Martin Vantage	PROAM	5	<b>2:11.692</b>	7	2:11.874	6	2:13.756	5	2:18.943	4	2:22.824	3
7	126	Three Sixty Racing Team	ESP	Albert Estragués	ESP					Transam Euro Ford Mustang 2018	AM	2	<b>2:11.893</b>	6	2:12.232	7	2:12.349	5	2:12.843	3	2:14.115	2
8	190	Three Sixty Racing Team	ESP	Fernando Navarrete	ESP		<b>Fernando Navarrete jr</b>	ESP		Porsche 911 GT3 Cup gen 1	AM	3	<b>2:12.073</b>	4	2:12.480	3	2:14.417	2	2:43.259	5		
9	12	AKM Motorsport	ITA	Glauco Solieri	ITA					Lamborghini Huracan Super Trofeo	AM	4	<b>2:12.310</b>	8	2:12.589	7	2:13.669	6	2:14.870	5	2:14.897	2
10	100	Alda Motorsport	POL	<b>Jakub Dwernicki</b>	POL		Jan Antoszewski	POL		Porsche 911 GT3 Cup gen 2	PROAM	6	<b>2:15.619</b>	2	2:15.651	4	2:15.722	3	2:32.199	5	5:32.673	6
11	27	Three Sixty Racing Team	AND	<b>Marcio Mauro</b>	BRA		Oscar Aristot	AND		Porsche 911 GT3 Cup gen 2	AM	5	<b>2:16.821</b>	3	2:16.890	4	2:17.552	5	2:33.788	7	3:01.160	6
12	32	Three Sixty Racing Team	AND	Fernando Fortes	BRA					Porsche 911 GT3 Cup gen 2	AM	6	<b>2:17.721</b>	2								



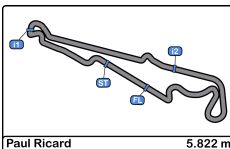


**Paul Ricard**  
**GT Cup Open Europe**  
**Qualifying - 1 Driver - 1**  
**Best 5 Top Speeds**



Cl	N°	Entrant/Team	Nat	Driver 1	Nat	Driver 2	Nat	Vehicle	Cat	Cl	Top 1		Top 2		Top 3		Top 4		Top 5		
											Km/h	Lap	Km/h	Lap	Km/h	Lap	Km/h	Lap	Km/h	Lap	Km/h
1	26	Q1 by EMG Motorsport	BEL	Maciej Darmetko	POL	Artur Janosz	POL	Porsche 911 GT3 Cup gen 2	PROAM	1	233.7	4	231.7	3	231.2	2	231.2	6	231.2	7	231.8
2	191	PROsport Racing	BEL	Rodrique Gillion	BEL	Nico Verdonck	BEL	Aston Martin Vantage	PROAM	2	233.7	7	233.2	8	232.7	2	232.7	6	231.7	4	232.8
3	12	AKM Motorsport	SMR	Glauco Solieri	ITA			Lamborghini Huracan Super Trofeo	AM	1	232.2	3	231.2	8	230.2	7	229.7	2	228.3	6	230.3
4	100	Alda Motorsport	POL	Jakub Dwernicki	POL	Jan Antoszewski	POL	Porsche 911 GT3 Cup gen 2	PROAM	3	232.2	3	232.2	4	229.2	2	188.1	5	142.1	6	204.8
5	24	A&P Racing Team PTT Tech Support	POL	Maciej Blazek	POL	Mateusz Lisowski	POL	Porsche 991 GT3 Cup gen 2	PROAM	4	231.2	4	230.2	3	229.2	5	229.2	6	229.2	8	229.8
6	66	Vincenzo Sospiri Racing	ITA	Andrzej Lewandowski	POL			Lamborghini Huracan Super Trofeo	AM	2	230.7	3	230.7	4	230.7	6	229.2	5	227.3	7	229.7
7	28	J. Morcillo / E2P Racing	ESP	Dino Zamparelli	GBR	Jan Klingelberg	CHE	Porsche 911 GT3 Cup gen 2	PROAM	5	230.2	2	229.2	6	228.8	3	228.8	4	228.8	5	229.2
8	126	Three Sixty Racing Team	AND	Albert Estragués	ESP			Transam Euro Ford Mustang 2018	AM	3	230.2	6	229.7	2	229.2	4	229.2	7	228.8	3	229.4
9	44	Eugenio Pisani	ITA	Eugenio Pisani	ITA	Stefano Bozzoni	ITA	Porsche 911 GT3 Cup gen 1	PROAM	6	228.3	5	227.3	7	226.8	8	226.4	6	225.4	4	226.8
10	32	Three Sixty Racing Team	AND	Fernando Fortes	BRA			Porsche 911 GT3 Cup gen 2	AM	4	227.3	3	224.0	2	132.1	1					194.5
11	27	Three Sixty Racing Team	AND	Marcio Mauro	BRA	Oscar Aristot	AND	Porsche 911 GT3 Cup gen 2	AM	5	226.8	5	225.4	4	224.0	2	224.0	3	223.6	6	224.8
12	190	Three Sixty Racing Team	ESP	Fernando Navarrete	ESP	Fernando Navarrete jr	ESP	Porsche 911 GT3 Cup gen 1	AM	6	225.0	2	223.6	4	222.6	3	174.7	5	108.6	1	190.9



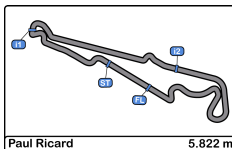


Paul Ricard  
 GT Cup Open Europe  
 Qualifying - 1 Driver - 1  
**Fastest Laps Sequence**



Lap	Time of Day	Session Time	Nº	Entrant/Team	Nat	Driver 1	Nat	Driver 2	Nat	Vehicle	Cat	Time	Km/h
2	17:43:46.752	4:46.752	26	Q1 by EMG Motorsport		Maciej Darmetko		<u>Artur Janosz</u>		Porsche 911 GT3 Cup gen 2	PROAM	<b>2:11.835</b>	158.9
3	17:45:56.358	6:56.358	26	Q1 by EMG Motorsport		Maciej Darmetko		<u>Artur Janosz</u>		Porsche 911 GT3 Cup gen 2	PROAM	<b>2:09.606</b>	161.7
4	17:52:41.671	13:41.671	28	J. Morcillo / E2P Racing		<u>Dino Zamparelli</u>		Jan Klingelberg		Porsche 911 GT3 Cup gen 2	PROAM	<b>2:09.068</b>	162.3



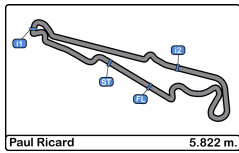


**Paul Ricard**  
**GT Cup Open Europe**  
**Qualifying - 1 Driver - 1**  
**Event Best Maximum Speed**



Nº	Entrant/Team	Nat	Driver 1	Nat	Driver 2	Nat	Vehicle	Cat	Km/h	Session
27	Three Sixty Racing Team	ESP AND	Marcio Mauro	BRA	Oscar Aristot	ESP AND	Porsche 911 GT3 Cup gen 2	AM	240.5	Free Practice - 1
190	Three Sixty Racing Team	ESP AND	Fernando Navarrete	ESP	Fernando Navarrete jr	ESP	Porsche 911 GT3 Cup gen 1	AM	240.5	Free Practice - 2
191	PROsport Racing	DEU	Rodrigue Gillion	BEL	Nico Verdonck	BEL	Aston Martin Vantage	PROAM	236.3	Free Practice - 2
126	Three Sixty Racing Team	ESP AND	Albert Estragués	ESP			Transam Euro Ford Mustang 2018	AM	235.8	Free Practice - 2
44	Eugenio Pisani	ITA	Eugenio Pisani	ITA	Stefano Bozzoni	ITA	Porsche 911 GT3 Cup gen 1	PROAM	235.2	Free Practice - 2
100	Alda Motorsport	POL	Jakub Dwernicki	POL	Jan Antoszewski	POL	Porsche 911 GT3 Cup gen 2	PROAM	234.2	Free Practice - 2
12	AKM Motorsport	SMR	Glauco Solieri	ITA			Lamborghini Huracan Super Trofeo Evo	AM	233.7	Free Practice - 2
26	Q1 by EMG Motorsport	BEL	Maciej Darmetko	POL	Artur Janosz	POL	Porsche 911 GT3 Cup gen 2	PROAM	233.7	Free Practice - 2
24	A&P Racing Team PTT Tech Support	POL	Maciej Blazek	POL	Mateusz Lisowski	POL	Porsche 991 GT3 Cup gen 2	PROAM	232.2	Free Practice - 2
28	J. Morcillo / E2P Racing	ESP	Dino Zamparelli	GBR	Jan Klingelberg	CHE	Porsche 911 GT3 Cup gen 2	PROAM	232.2	Free Practice - 2
66	Vincenzo Sospiri Racing	ITA	Andrzej Lewandowski	POL			Lamborghini Huracan Super Trofeo Evo	AM	230.7	Qualifying - 1 Driver - 1
32	Three Sixty Racing Team	ESP AND	Fernando Fortes	BRA			Porsche 911 GT3 Cup gen 2	AM	229.7	Free Practice - 2





**Paul Ricard**  
**GT Cup Open Europe**  
**Qualifying - 1 Driver - 1**  
**Pit Stop Analysis**



12

Glauco Solieri AM AKM Motorsport

Lamborghini Huracan Super Trofeo Evo

Nr.	In Day Time	In Time	Out Time	Pit Time	T. Pit Time	Handicap	Penalty
1	17:47:12.470	17:47:12.470	17:49:02.693	1:50.223	1:50.223		

26

Maciej Darmetko PROAM Q1 by EMG Motorsport

Artur Janosz Porsche 911 GT3 Cup gen 2

Nr.	In Day Time	In Time	Out Time	Pit Time	T. Pit Time	Handicap	Penalty
1	17:54:36.949	17:54:36.949	17:56:38.898	2:01.949	2:01.949		

27

Marcio Mauro AM Three Sixty Racing Team

Oscar Aristot Porsche 911 GT3 Cup gen 2

Nr.	In Day Time	In Time	Out Time	Pit Time	T. Pit Time	Handicap	Penalty
1	17:57:45.404	17:57:45.404	17:58:44.985	59.581	59.581		

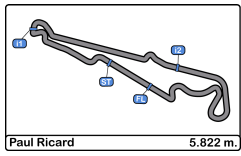
100

Jakub Dwernicki PROAM Alda Motorsport

Jan Antoszewski Porsche 911 GT3 Cup gen 2

Nr.	In Day Time	In Time	Out Time	Pit Time	T. Pit Time	Handicap	Penalty
1	17:50:43.760	17:50:43.760	17:53:59.127	3:15.367	3:15.367		

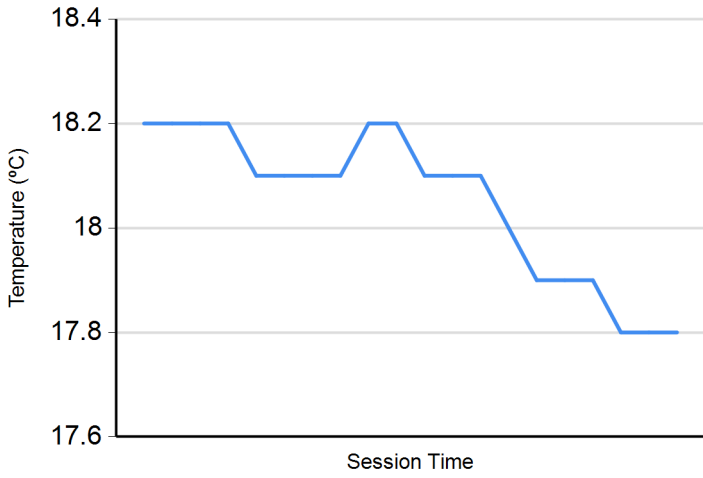




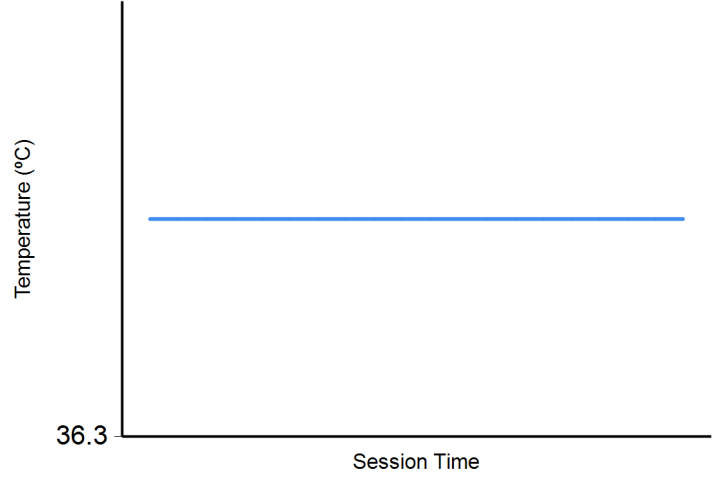
**Paul Ricard**  
**GT Cup Open Europe**  
**Qualifying - 1 Driver - 1**  
**Weather Report**



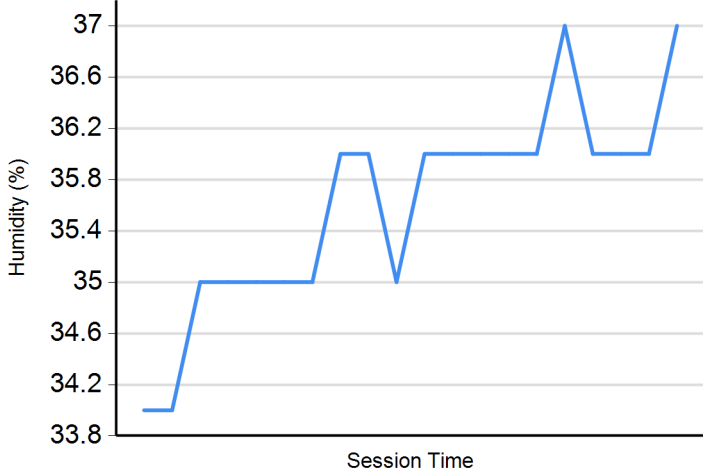
**Air Temperature**



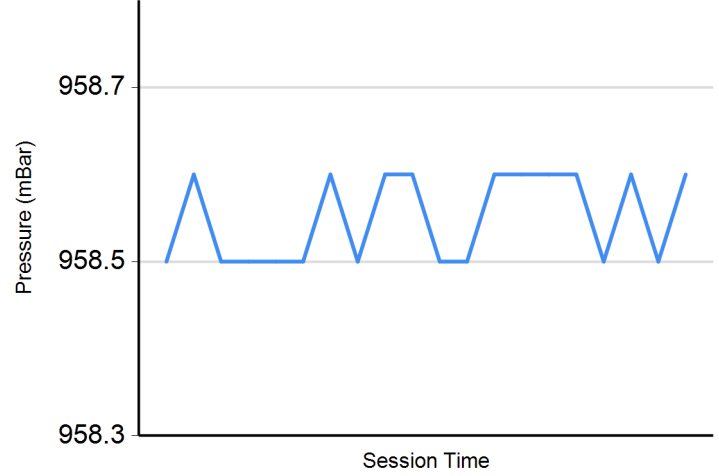
**Track Temperature**



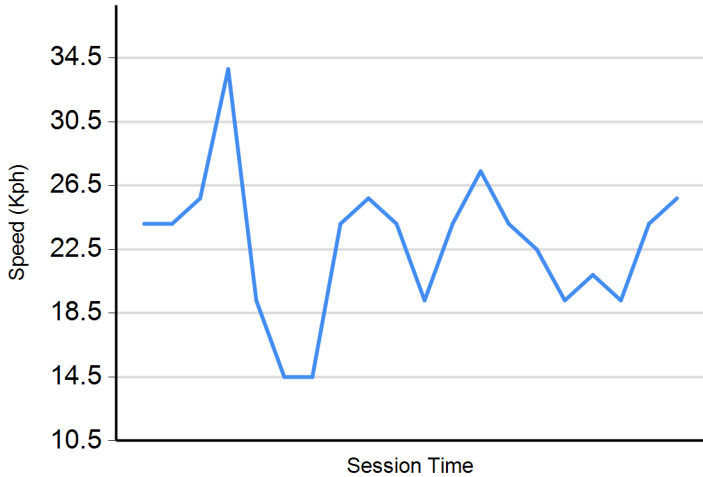
**Humidity**



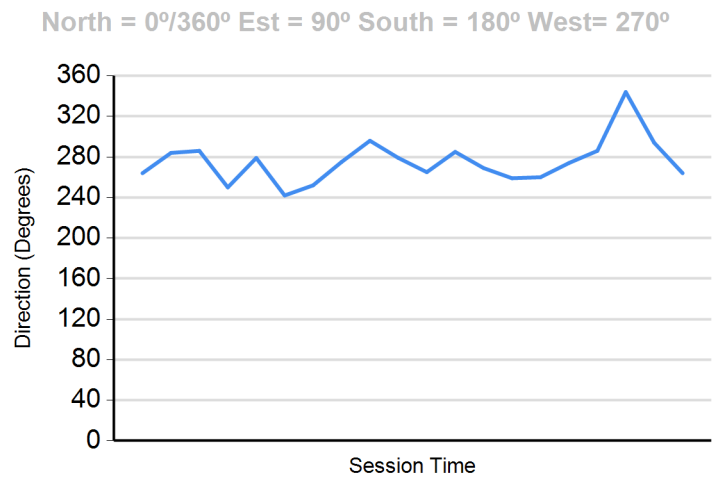
**Pressure**

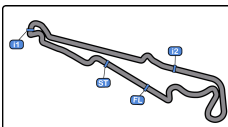


**Wind Speed**



**Wind direction**





**Paul Ricard**  
**GT Cup Open Europe**  
**Qualifying - 1 Driver - 1**



**Final Results**

Paul Ricard 5.822 m.

Cls	N°	Entrant/Team	Nat	Driver 1	Nat	Driver 2	Nat	Vehicle	Cat	Cls	Laps	Best	Time	Gap	Interval	Km/h
1	28	J. Morcillo / E2P Racing	ESP	<b>Dino Zamparelli</b>	GBR	Jan Klingelberg	CHE	Porsche 911 GT3 Cup gen 2	PROAM	1	5	4	2:09.068			162.3
2	26	Q1 by EMG Motorsport	BEL	Maciej Darmetko	POL	<b>Artur Janosz</b>	POL	Porsche 911 GT3 Cup gen 2	PROAM	2	9	3	2:09.606	0.538	0.538	161.7
3	24	A&P Racing Team PTT Tech Support	POL	<b>Maciej Blazek</b>	POL	Mateusz Lisowski	POL	Porsche 991 GT3 Cup gen 2	PROAM	3	7	6	2:10.392	1.324	0.786	160.7
4	66	Vincenzo Sospiri Racing	ITA	Andrzej Lewandowski	POL			Lamborghini Huracan Super Trofeo Evo	AM	1	6	6	2:11.110	2.042	0.718	159.8
5	44	Eugenio Pisani	ITA	<b>Eugenio Pisani</b>	ITA	Stefano Bozzoni	ITA	Porsche 911 GT3 Cup gen 1	PROAM	4	8	7	2:11.356	2.288	0.246	159.5
6	191	PROsport Racing	DEU	<b>Rodrigue Gillion</b>	BEL	Nico Verdonck	BEL	Aston Martin Vantage	PROAM	5	7	7	2:11.692	2.624	0.336	159.1
7	126	Three Sixty Racing Team	AND	Albert Estragués	ESP			Transam Euro Ford Mustang 2018	AM	2	7	6	2:11.893	2.825	0.201	158.9
8	190	Three Sixty Racing Team	AND	Fernando Navarrete	ESP	<b>Fernando Navarrete jr</b>	ESP	Porsche 911 GT3 Cup gen 1	AM	3	5	4	2:12.073	3.005	0.180	158.6
9	12	AKM Motorsport	SMR	Glauco Solieri	ITA			Lamborghini Huracan Super Trofeo Evo	AM	4	9	8	2:12.310	3.242	0.237	158.4
10	100	Alda Motorsport	POL	<b>Jakub Dwernicki</b>	POL	Jan Antoszewski	POL	Porsche 911 GT3 Cup gen 2	PROAM	6	6	2	2:15.619	6.551	3.309	154.5
11	27	Three Sixty Racing Team	AND	<b>Marcio Mauro</b>	BRA	Oscar Aristot	AND	Porsche 911 GT3 Cup gen 2	AM	5	7	3	2:16.821	7.753	1.202	153.1
12	32	Three Sixty Racing Team	AND	Fernando Fortes	BRA			Porsche 911 GT3 Cup gen 2	AM	6	2	2	2:17.721	8.653	0.900	152.1

**\* PENALTIES**

CAR 27 TIME 2:19.954 DELETED TRACK LIMITS AT T 10

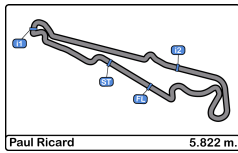
CAR 66 TIME 2:11.819 DELETED TRACK LIMITS AT T 10

Published at:.....

Track Temp: 36.5 °C Air Temp: 17.8 °C Humidity: 37 % Track Status: DRY

<b>Stewards:</b>	<b>Race Director:</b>	<b>Timekeeper:</b> Luis Angel Garcia Nuñez JOB/I-0020-ESP
------------------	-----------------------	--



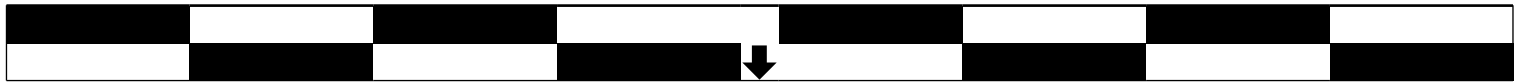


**Paul Ricard**  
**GT Cup Open Europe**  
**Race - 1**



**Starting Grid**

12	32	Fernando Fortes	2:17.721	2:16.821	Marcio Mauro	27	11
10	100	Jakub Dwernicki	2:15.619	2:12.310	Glauco Solieri	12	9
8	190	Fernando Navarrete jr	2:12.073	2:11.893	Albert Estragués	126	7
6	191	Rodrigue Gillion	2:11.692	2:11.356	Eugenio Pisani	44	5
4	66	Andrzej Lewandowski	2:11.110	2:10.392	Maciej Blazek	24	3
2	26	Artur Janosz	2:09.606	2:09.068	Dino Zamparelli	28	1



**Pole**

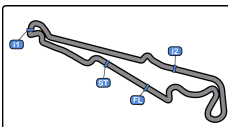
Published at:.....

**Stewards:**

**Timekeeper:**







**Paul Ricard**  
**GT Cup Open Europe**  
**Race - 1**



**Provisional Results**

Paul Ricard 5.822 m

Cls	N°	Entrant/Team	Nat	Driver 1	Nat	Driver 2	Nat	Vehicle	Cat	Cl	Laps	Total Time	Gap	Interval	Km/h	Best	Time	Km/h	
1	24	A&P Racing Team PTT Tech Support	POL	<b>Maciej Blazek</b>	POL	Mateusz Lisowski	POL	Porsche 991 GT3 Cup gen 2	PROAM	1	23	<b>51:20.671</b>			156.4	21	2:09.556	161.7	
2	66	Vincenzo Sospiri Racing	ITA	Andrzej Lewandowski	POL			Lamborghini Huracan Super Trofeo Evo	AM	1	23	<b>51:26.045</b>	5.374	5.374	156.2	18	2:09.797	161.4	
3	191	PROsport Racing	DEU	<b>Rodrigue Gillion</b>	BEL	Nico Verdonck	BEL	Aston Martin Vantage	PROAM	2	23	<b>51:35.330</b>	14.659	9.285	155.7	21	2:09.541	161.7	
4	26	Q1 by EMG Motorsport	BEL	Maciej Darmetko	POL	<b>Artur Janosz</b>	POL	Porsche 911 GT3 Cup gen 2	PROAM	3	23	<b>52:15.255</b>	54.584	39.925	153.7	4	2:10.308	160.8	
5	12	AKM Motorsport	SMR	Glauco Solieri	ITA			Lamborghini Huracan Super Trofeo Evo	AM	2	23	<b>52:31.704</b>	1:11.033	16.449	152.9	17	2:12.041	158.7	
6	100	Alda Motorsport	POL	<b>Jakub Dwernicki</b>	POL	Jan Antoszewski	POL	Porsche 911 GT3 Cup gen 2	PROAM	4	23	<b>52:49.975</b>	1:29.304	18.271	152.0	12	2:10.844	160.1	
7	32	Three Sixty Racing Team	AND	Fernando Fortes	BRA			Porsche 911 GT3 Cup gen 2	AM	3	23	<b>53:03.657</b>	1:42.986	13.682	151.4	22	2:13.178	157.3	
8	44	Eugenio Pisani	ITA	<b>Eugenio Pisani</b>	ITA	Stefano Bozzoni	ITA	Porsche 911 GT3 Cup gen 1	PROAM	5	23	<b>53:05.789</b>	1:45.118	2.132	151.3	8	2:10.677	160.3	
9	190	Three Sixty Racing Team	AND	Fernando Navarrete	ESP	<b>Fernando Navarrete jr</b>	ESP	Porsche 911 GT3 Cup gen 1	AM	4	23	<b>53:08.828</b>	1:48.157	3.039	151.1	6	2:10.538	160.5	
10	28	J. Morcillo / E2P Racing	ESP	<b>Dino Zamparelli</b>	GBR	Jan Klingenberg	CHE	Porsche 911 GT3 Cup gen 2	PROAM	6	23	<b>53:11.216</b>	1:50.545	2.388	151.0	4	2:09.673	161.6	
11	27	Three Sixty Racing Team	AND	<b>Marcio Mauro</b>	BRA	Oscar Aristot	AND	Porsche 911 GT3 Cup gen 2	AM	5	22	<b>51:50.127</b>	1 Lap	1 Lap	148.2	2	2:15.655	154.5	
<b>Not classified: (Requirements: 75% of number laps of leader = 18 Laps)</b>																			
	126	Three Sixty Racing Team	AND	Albert Estragués	ESP			Transam Euro Ford Mustang 2018	AM	6	9	<b>34:11.146</b>	14 Laps	13 Laps	91.9	8	2:12.294	158.4	

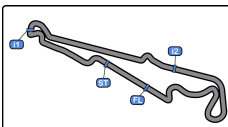
**Fastest lap Gillion - Verdonck in 2:09.541 at 161.7 Km/h in lap 21**

Published at:.....

Air Temp: **30.1 °C** Temp. Aire: **16.6 °C** Humidity: **48 %** Track Status: **DRY**

<b>Stewards:</b>	<b>Race Director:</b>	<b>Timekeeper:</b> Luis Angel Garcia Nuñez <i>[Signature]</i> JOB/I-0020-ESP
------------------	-----------------------	--





**Paul Ricard**  
**GT Cup Open Europe**  
**Race - 1**



**Provisional Results by Class**

Paul Ricard 5.822 m

Cls	Nº	Entrant/Team	Nat	Driver 1	Nat	Driver 2	Nat	Vehicle	Cat	Cl	Laps	Total Time	Gap	Interval	Km/h	Best	Time	Km/h	
<b>PROAM</b>																			
1	24	A&P Racing Team PTT Tech Support	POL	<u>Maciej Blazek</u>	POL	Mateusz Lisowski	POL	Porsche 991 GT3 Cup gen 2	PROAM	1	23	<b>51:20.671</b>			156.4	21	2:09.556	161.7	
2	191	PROsport Racing	BEL	<u>Rodrigue Gillion</u>	BEL	Nico Verdonck	BEL	Aston Martin Vantage	PROAM	2	23	<b>51:35.330</b>	14.659	14.659	155.7	21	2:09.541	161.7	
3	26	Q1 by EMG Motorsport	BEL	Maciej Darmetko	POL	<u>Artur Janosz</u>	POL	Porsche 911 GT3 Cup gen 2	PROAM	3	23	<b>52:15.255</b>	54.584	39.925	153.7	4	2:10.308	160.8	
4	100	Alda Motorsport	POL	<u>Jakub Dwernicki</u>	POL	Jan Antoszewski	POL	Porsche 911 GT3 Cup gen 2	PROAM	4	23	<b>52:49.975</b>	1:29.304	34.720	152.0	12	2:10.844	160.1	
5	44	Eugenio Pisani	ITA	<u>Eugenio Pisani</u>	ITA	Stefano Bozzoni	ITA	Porsche 911 GT3 Cup gen 1	PROAM	5	23	<b>53:05.789</b>	1:45.118	15.814	151.3	8	2:10.677	160.3	
6	28	J. Morcillo / E2P Racing	ESP	<u>Dino Zamparelli</u>	GBR	Jan Klingelberg	CHE	Porsche 911 GT3 Cup gen 2	PROAM	6	23	<b>53:11.216</b>	1:50.545	5.427	151.0	4	2:09.673	161.6	
<b>AM</b>																			
1	66	Vincenzo Sospiri Racing	ITA	Andrzej Lewandowski	POL			Lamborghini Huracan Super Trofeo Evo	AM	1	23	<b>51:26.045</b>			156.2	18	2:09.797	161.4	
2	12	AKM Motorsport	SMR	Glauco Solieri	ITA			Lamborghini Huracan Super Trofeo Evo	AM	2	23	<b>52:31.704</b>	1:05.659	1:05.659	152.9	17	2:12.041	158.7	
3	32	Three Sixty Racing Team	AND	Fernando Fortes	BRA			Porsche 911 GT3 Cup gen 2	AM	3	23	<b>53:03.657</b>	1:37.612	31.953	151.4	22	2:13.178	157.3	
4	190	Three Sixty Racing Team	AND	Fernando Navarrete	ESP	<u>Fernando Navarrete jr</u>	ESP	Porsche 911 GT3 Cup gen 1	AM	4	23	<b>53:08.828</b>	1:42.783	5.171	151.1	6	2:10.538	160.5	
5	27	Three Sixty Racing Team	AND	<u>Marcio Mauro</u>	BRA	Oscar Aristot	AND	Porsche 911 GT3 Cup gen 2	AM	5	22	<b>51:50.127</b>	1 Lap	1 Lap	148.2	2	2:15.655	154.5	
<b>Not classified: (Requirements: 75% of number laps of leader = 18 Laps)</b>																			
	126	Three Sixty Racing Team	AND	Albert Estragués	ESP			Transam Euro Ford Mustang 2018	AM	6	9	<b>34:11.146</b>	14 Laps	13 Laps	91.9	8	2:12.294	158.4	

Fastest lap Gillion - Verdonck in 2:09.541 at 161.7 Km/h in lap 21

Published at:.....

Air Temp: 30.1 °C Temp. Aire: 16.6 °C Humidity: 48 % Track Status: DRY

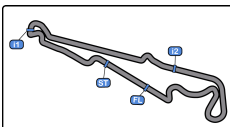
Stewards:

Race Director:

Timekeeper: Luis Angel Garcia Nuñez

JOB/I-0020-ESP





**Paul Ricard**  
**GT Cup Open Europe**  
**Race - 1**



**Provisional Results by Category**

Paul Ricard 5.822 m.

Cls	N°	Entrant/Team	Nat	Driver 1	Nat	Driver 2	Nat	Vehicle	Cat	Cl	Laps	Total Time	Gap	Interval	Km/h	Best	Time	Km/h	
<b>GT Open Cup Europe</b>																			
1	24	A&P Racing Team PTT Tech Support	POL	<b>Maciej Blazek</b>	POL	Mateusz Lisowski	POL	Porsche 991 GT3 Cup gen 2	PROAM	1	23	<b>51:20.671</b>			156.4	21	2:09.556	161.7	
2	66	Vincenzo Sospiri Racing	ITA	Andrzej Lewandowski	POL			Lamborghini Huracan Super Trofeo Evo	AM	1	23	<b>51:26.045</b>	5.374	5.374	156.2	18	2:09.797	161.4	
3	191	PROsport Racing	DEU	<b>Rodrigue Gillion</b>	BEL	Nico Verdonck	BEL	Aston Martin Vantage	PROAM	2	23	<b>51:35.330</b>	14.659	9.285	155.7	21	2:09.541	161.7	
4	26	Q1 by EMG Motorsport	BEL	Maciej Darmetko	POL	<b>Artur Janosz</b>	POL	Porsche 911 GT3 Cup gen 2	PROAM	3	23	<b>52:15.255</b>	54.584	39.925	153.7	4	2:10.308	160.8	
5	12	AKM Motorsport	SMR	Glauco Solieri	ITA			Lamborghini Huracan Super Trofeo Evo	AM	2	23	<b>52:31.704</b>	1:11.033	16.449	152.9	17	2:12.041	158.7	
6	100	Alda Motorsport	POL	<b>Jakub Dwernicki</b>	POL	Jan Antoszewski	POL	Porsche 911 GT3 Cup gen 2	PROAM	4	23	<b>52:49.975</b>	1:29.304	18.271	152.0	12	2:10.844	160.1	
7	32	Three Sixty Racing Team	AND	Fernando Fortes	BRA			Porsche 911 GT3 Cup gen 2	AM	3	23	<b>53:03.657</b>	1:42.986	13.682	151.4	22	2:13.178	157.3	
8	44	Eugenio Pisani	ITA	<b>Eugenio Pisani</b>	ITA	Stefano Bozzoni	ITA	Porsche 911 GT3 Cup gen 1	PROAM	5	23	<b>53:05.789</b>	1:45.118	2.132	151.3	8	2:10.677	160.3	
9	190	Three Sixty Racing Team	AND	Fernando Navarrete	ESP	<b>Fernando Navarrete jr</b>	ESP	Porsche 911 GT3 Cup gen 1	AM	4	23	<b>53:08.828</b>	1:48.157	3.039	151.1	6	2:10.538	160.5	
10	28	J. Morcillo / E2P Racing	ESP	<b>Dino Zamparelli</b>	GBR	Jan Klingenberg	CHE	Porsche 911 GT3 Cup gen 2	PROAM	6	23	<b>53:11.216</b>	1:50.545	2.388	151.0	4	2:09.673	161.6	
11	27	Three Sixty Racing Team	AND	<b>Marcio Mauro</b>	BRA	Oscar Aristot	AND	Porsche 911 GT3 Cup gen 2	AM	5	22	<b>51:50.127</b>	1 Lap	1 Lap	148.2	2	2:15.655	154.5	
<b>Not classified: (Requirements: 75% of number laps of leader = 18 Laps)</b>																			
	126	Three Sixty Racing Team	POL	Albert Estragués	ESP			Transam Euro Ford Mustang 2018	AM	6	9	<b>34:11.146</b>	14 Laps	13 Laps	91.9	8	2:12.294	158.4	

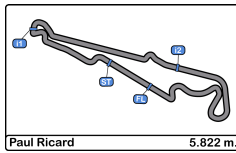
Fastest lap Gillion - Verdonck in 2:09.541 at 161.7 Km/h in lap 21

Published at:.....

Air Temp: 30.1 °C Temp. Aire: 16.6 °C Humidity: 48 % Track Status: DRY

<b>Stewards:</b>	<b>Race Director:</b>	<b>Timekeeper:</b> Luis Angel Garcia Nuñez <i>[Signature]</i> JOB/I-0020-ESP
------------------	-----------------------	--





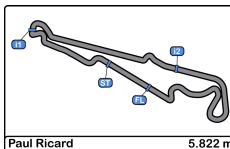
**Paul Ricard**  
**GT Cup Open Europe**  
**Race - 1**



**Provisional Classification by Driver Fastest Lap**

Cl	N°	Entrant/Team	Nat	Vehicle	Driver	Nat	Cat	Cl	Laps	Best	Time	Gap	Interval	Km/h
1	191	PROsport Racing		Aston Martin Vantage	Nico Verdonck		PROAM	1	13	11	2:09.541			161.7
2	24	A&P Racing Team PTT Tech Support		Porsche 991 GT3 Cup gen 2	Mateusz Lisowski		PROAM	2	13	11	2:09.556	0.015	0.015	161.7
3	28	J. Morcillo / E2P Racing		Porsche 911 GT3 Cup gen 2	Dino Zamparelli		PROAM	3	12	4	2:09.673	0.132	0.117	161.6
4	66	Vincenzo Sospiri Racing		Lamborghini Huracan Super Trofeo	Andrzej Lewandowski		AM	1	23	18	2:09.797	0.256	0.124	161.4
5	26	Q1 by EMG Motorsport		Porsche 911 GT3 Cup gen 2	Artur Janosz		PROAM	4	13	4	2:10.308	0.767	0.511	160.8
6	190	Three Sixty Racing Team		Porsche 911 GT3 Cup gen 1	Fernando Navarrete j		AM	2	11	6	2:10.538	0.997	0.230	160.5
7	44	Eugenio Pisani		Porsche 911 GT3 Cup gen 1	Eugenio Pisani		PROAM	5	13	8	2:10.677	1.136	0.139	160.3
8	24	A&P Racing Team PTT Tech Support		Porsche 991 GT3 Cup gen 2	Maciej Blazek		PROAM	6	10	2	2:10.818	1.277	0.141	160.2
9	100	Alda Motorsport		Porsche 911 GT3 Cup gen 2	Jan Antoszewski		PROAM	7	13	2	2:10.844	1.303	0.026	160.1
10	191	PROsport Racing		Aston Martin Vantage	Rodrigue Gillion		PROAM	8	10	4	2:11.198	1.657	0.354	159.7
11	12	AKM Motorsport		Lamborghini Huracan Super Trofeo	Glauco Solieri		AM	3	23	17	2:12.041	2.500	0.843	158.7
12	126	Three Sixty Racing Team		Transam Euro Ford Mustang 2018	Albert Estragués		AM	4	9	8	2:12.294	2.753	0.253	158.4
13	28	J. Morcillo / E2P Racing		Porsche 911 GT3 Cup gen 2	Jan Klingelberg		PROAM	9	11	9	2:12.750	3.209	0.456	157.8
14	32	Three Sixty Racing Team		Porsche 911 GT3 Cup gen 2	Fernando Fortes		AM	5	23	22	2:13.178	3.637	0.428	157.3
15	26	Q1 by EMG Motorsport		Porsche 911 GT3 Cup gen 2	Maciej Darmetko		PROAM	10	10	7	2:13.737	4.196	0.559	156.7
16	190	Three Sixty Racing Team		Porsche 911 GT3 Cup gen 1	Fernando Navarrete		AM	6	12	10	2:14.287	4.746	0.550	156.0
17	100	Alda Motorsport		Porsche 911 GT3 Cup gen 2	Jakub Dwernicki		PROAM	11	10	8	2:15.524	5.983	1.237	154.6
18	27	Three Sixty Racing Team		Porsche 911 GT3 Cup gen 2	Marcio Mauro		AM	7	10	2	2:15.655	6.114	0.131	154.5
19	27	Three Sixty Racing Team		Porsche 911 GT3 Cup gen 2	Oscar Aristot		AM	8	12	10	2:15.890	6.349	0.235	154.2
20	44	Eugenio Pisani		Porsche 911 GT3 Cup gen 1	Stefano Bozzoni		PROAM	12	10	8	2:17.837	8.296	1.947	152.0





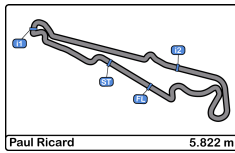
**Paul Ricard**  
**GT Cup Open Europe**  
**Race - 1**

**Distance and Speed Average**



Cls	N°	Entrant/Team	Nat	Driver 1	Nat	Driver 2	Nat	Vehicle	Cat	Cls	Laps	Distance	Total Time	Km/h
1	24	A&P Racing Team PTT Tech Support		<b>Maciej Blazek</b>		Mateusz Lisowski		Porsche 991 GT3 Cup gen 2	PROAM	1	23	133.90	51:20.671	156.4
2	66	Vincenzo Sospiri Racing		Andrzej Lewandowski				Lamborghini Huracan Super Trofeo Evo	AM	1	23	133.90	51:26.045	156.2
3	191	PROsport Racing		<b>Rodrigue Gillion</b>		Nico Verdonck		Aston Martin Vantage	PROAM	2	23	133.90	51:35.330	155.7
4	26	Q1 by EMG Motorsport		Maciej Darmetko		<b>Artur Janosz</b>		Porsche 911 GT3 Cup gen 2	PROAM	3	23	133.90	52:15.255	153.7
5	12	AKM Motorsport		Glauco Solieri				Lamborghini Huracan Super Trofeo Evo	AM	2	23	133.90	52:31.704	152.9
6	100	Alda Motorsport		<b>Jakub Dwernicki</b>		Jan Antoszewski		Porsche 911 GT3 Cup gen 2	PROAM	4	23	133.90	52:49.975	152.0
7	32	Three Sixty Racing Team		Fernando Fortes				Porsche 911 GT3 Cup gen 2	AM	3	23	133.90	53:03.657	151.4
8	44	Eugenio Pisani		<b>Eugenio Pisani</b>		Stefano Bozzoni		Porsche 911 GT3 Cup gen 1	PROAM	5	23	133.90	53:05.789	151.3
9	190	Three Sixty Racing Team		Fernando Navarrete		<b>Fernando Navarrete jr</b>		Porsche 911 GT3 Cup gen 1	AM	4	23	133.90	53:08.828	151.1
10	28	J. Morcillo / E2P Racing		<b>Dino Zamparelli</b>		Jan Klingelberg		Porsche 911 GT3 Cup gen 2	PROAM	6	23	133.90	53:11.216	151.0
11	27	Three Sixty Racing Team		<b>Marcio Mauro</b>		Oscar Aristot		Porsche 911 GT3 Cup gen 2	AM	5	22	128.08	51:50.127	148.2
<b>Not classified: (Requirements: 75% of number laps of leader = 18 Laps)</b>														
	126	Three Sixty Racing Team		Albert Estragués				Transam Euro Ford Mustang 2018	AM	6	9	52.39	34:11.146	91.9





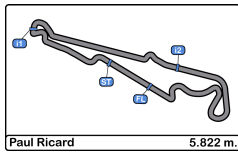
**Paul Ricard**  
**GT Cup Open Europe**  
**Race - 1**  
**Lap Analysis**



12							26								
1 Glauco Solieri							1 Maciej Darmetko								
Lamborghini Huracan Super Trofeo Evo							Porsche 911 GT3 Cup gen 2								
AM							PROAM								
2 AKM Motorsport							2 Artur Janosz								
Q1 by EMG Motorsport															
Lap	D	Time	Sector 1	Sector 2	Sector 3	T. Spd	Elapsed	Lap	D	Time	Sector 1	Sector 2	Sector 3	T. Spd	Elapsed
1		2:23.411	44.415	41.218	57.778	211.7	2:23.411	1	2	2:16.068	40.875	39.434	55.759	201.4	2:16.068
2		2:14.039	36.774	40.520	56.745	232.7	4:37.450	2	2	2:10.426	35.578	39.363	55.485	234.7	4:26.494
3		2:13.266	36.640	40.247	56.379	233.7	6:50.716	3	2	2:10.400	35.591	39.313	55.496	235.8	6:36.894
4		2:12.789	36.410	40.137	56.242	234.2	9:03.505	4	2	2:10.308	35.747	39.357	55.204	234.7	8:47.202
5		2:13.861	36.493	40.587	56.781	232.2	11:17.366	5	2	2:10.617	35.913	39.475	55.229	234.7	10:57.819
6		2:13.440	36.668	40.119	56.653	233.7	13:30.806	6	2	2:10.663	35.646	39.381	55.636	235.8	13:08.482
7		2:13.893	37.464	39.952	56.477	235.2	15:44.699	7	2	2:10.765	35.822	39.560	55.383	234.7	15:19.247
8		2:12.310	36.464	39.821	56.025	234.2	17:57.009	8	2	2:10.933	35.752	39.816	55.365	235.2	17:30.180
9		2:13.185	36.521	39.751	56.913	233.7	20:10.194	9	2	2:11.395	35.626	40.434	55.335	234.7	19:41.575
10		2:13.177	36.712	40.011	56.454	231.7	22:23.371	10	2	2:10.317	35.763	39.247	55.307	234.7	21:51.892
11		2:13.020	36.519	40.209	56.292	233.2	24:36.391	11	2	2:10.714	35.738	39.695	55.281	234.7	24:02.606
12		2:22.669 P	36.659	40.120	1:05.890	232.7	26:59.060	12	2	2:10.499	35.855	39.356	55.288	234.7	26:13.105
13		3:22.056	1:44.856	40.154	57.046	143.6	30:21.116	13	2	2:16.976 P	35.535	39.297	1:02.144	234.7	28:30.081
14		2:13.245	36.613	39.981	56.651	231.7	32:34.361	14	1	3:31.172	1:43.966	40.778	1:06.428	133.0	32:01.253
15		2:12.884	36.359	40.181	56.344	232.2	34:47.245	15	1	2:16.428	37.781	41.044	57.603	232.7	34:17.681
16		2:12.430	36.540	39.848	56.042	233.7	36:59.675	16	1	2:14.760	37.277	40.435	57.048	234.7	36:32.441
17		2:12.041	36.312	39.831	55.898	233.2	39:11.716	17	1	2:16.904	39.278	40.286	57.340	233.2	38:49.345
18		2:13.830	37.258	40.050	56.522	235.8	41:25.546	18	1	2:15.037	36.750	40.337	57.950	232.7	41:04.382
19		2:13.148	36.569	40.107	56.472	233.2	43:38.694	19	1	2:14.866	37.256	40.608	57.002	233.7	43:19.248
20		2:13.126	36.544	39.835	56.747	233.2	45:51.820	20	1	2:13.737	36.774	40.008	56.955	232.7	45:32.985
21		2:12.715	36.502	39.970	56.243	233.7	48:04.535	21	1	2:13.896	36.768	40.401	56.727	233.2	47:46.881
22		2:12.890	36.532	39.793	56.565	232.7	50:17.425	22	1	2:14.489	37.360	40.027	57.102	233.7	50:01.370
23		2:14.279	36.861	40.269	57.149	233.2	52:31.704	23	1	2:13.885	36.961	40.143	56.781	233.2	52:15.255

24							27								
1 Maciej Blazek							1 Marcio Mauro								
Porsche 991 GT3 Cup gen 2							Porsche 911 GT3 Cup gen 2								
PROAM							AM								
2 Mateusz Lisowski							2 Oscar Aristot								
A&P Racing Team PTT Tech Support							Three Sixty Racing Team								
Lap	D	Time	Sector 1	Sector 2	Sector 3	T. Spd	Elapsed	Lap	D	Time	Sector 1	Sector 2	Sector 3	T. Spd	Elapsed
1	1	2:16.895	41.403	39.625	55.867	205.7	2:16.895	1	1	2:23.818	43.578	41.699	58.541	209.3	2:23.818
2	1	2:10.818	35.597	39.535	55.686	234.2	4:27.713	2	1	2:15.655	37.470	40.748	57.437	230.7	4:39.473
3	1	2:11.334	35.757	39.583	55.994	234.2	6:39.047	3	1	2:17.077	37.625	41.395	58.057	229.2	6:56.550
4	1	2:10.901	35.684	39.500	55.717	233.7	8:49.948	4	1	2:16.125	37.625	41.221	57.279	230.7	9:12.675
5	1	2:11.057	35.973	39.411	55.673	233.2	11:01.005	5	1	2:16.824	37.783	41.092	57.949	229.7	11:29.499
6	1	2:11.825	36.015	39.566	56.244	233.7	13:12.830	6	1	2:17.120	37.973	41.382	57.765	228.8	13:46.619
7	1	2:11.306	35.892	39.432	55.982	233.2	15:24.136	7	1	2:16.902	37.782	41.198	57.922	228.8	16:03.521
8	1	2:12.348	37.021	39.416	55.911	233.7	17:36.484	8	1	2:16.093	37.618	40.722	57.753	228.3	18:19.614
9	1	2:11.772	36.242	39.477	56.053	234.2	19:48.256	9	1	2:16.473	37.832	41.064	57.577	227.8	20:36.087
10	1	3:06.181 P	36.296	40.578	1:49.307	234.2	22:54.437	10	1	3:30.981 P	37.698	40.591	2:12.692	227.8	24:07.068
11	2	2:25.852	51.663	39.221	54.968	142.4	25:20.289	11	2	2:35.280	55.379	41.728	58.173	133.0	26:42.348
12	2	2:09.667	35.460	39.161	55.046	232.7	27:29.956	12	2	2:18.289	38.166	41.609	58.514	227.8	29:00.637
13	2	2:09.689	35.442	39.126	55.121	232.7	29:39.645	13	2	2:17.844	37.721	41.501	58.622	227.3	31:18.481
14	2	2:09.943	35.248	39.147	55.548	232.7	31:49.588	14	2	2:17.738	37.920	41.683	58.135	227.3	33:36.219
15	2	2:10.092	35.462	39.170	55.460	232.7	33:59.680	15	2	2:17.086	37.681	41.341	58.064	228.8	35:53.305
16	2	2:10.010	35.676	39.227	55.107	233.2	36:09.690	16	2	2:17.121	37.803	41.451	57.867	227.8	38:10.426
17	2	2:09.946	35.691	39.115	55.140	232.7	38:19.636	17	2	2:16.707	37.853	41.183	57.671	228.8	40:27.133
18	2	2:11.106	36.320	39.243	55.543	233.7	40:30.742	18	2	2:17.238	37.667	42.051	57.520	227.8	42:44.371
19	2	2:10.883	35.683	39.905	55.295	233.7	42:41.625	19	2	2:16.796	37.911	41.284	57.601	229.2	45:01.167
20	2	2:09.749	35.499	39.208	55.042	233.2	44:51.374	20	2	2:15.890	37.405	40.645	57.840	229.2	47:17.057
21	2	2:09.556	35.247	39.170	55.139	232.7	47:00.930	21	2	2:16.519	37.282	41.207	58.030	229.7	49:33.576
22	2	2:09.886	35.564	39.102	55.220	232.7	49:10.816	22	2	2:16.551	37.918	41.029	57.604	228.8	51:50.127
23	2	2:09.855	35.496	39.179	55.180	234.2	51:20.671								





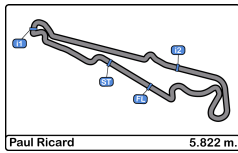
**Paul Ricard**  
**GT Cup Open Europe**  
**Race - 1**  
**Lap Analysis**



28							44								
1 Dino Zamparelli Porsche 911 GT3 Cup gen 2							1 Eugenio Pisani Porsche 911 GT3 Cup gen 1								
PROAM 2 Jan Klingelberg J. Morcillo / E2P Racing							PROAM 2 Stefano Bozzoni Eugenio Pisani								
Lap	D	Time	Sector 1	Sector 2	Sector 3	T. Spd	Elapsed	Lap	D	Time	Sector 1	Sector 2	Sector 3	T. Spd	Elapsed
1	1	2:15.408	40.193	39.909	55.306	204.5	2:15.408	1	1	2:18.568	42.362	39.888	56.318	205.7	2:18.568
2	1	2:10.103	35.352	39.292	55.459	232.2	4:25.511	2	1	2:12.196	36.954	39.536	55.706	233.2	4:30.764
3	1	2:09.886	35.533	39.257	55.096	232.2	6:35.397	3	1	2:11.353	36.118	39.555	55.680	234.7	6:42.117
4	1	2:09.673	35.215	39.316	55.142	232.7	8:45.070	4	1	2:11.460	35.788	39.544	56.128	235.2	8:53.577
5	1	2:10.206	35.647	39.301	55.258	232.7	10:55.276	5	1	2:11.014	35.777	39.538	55.699	234.7	11:04.591
6	1	2:10.167	35.312	39.818	55.037	232.7	13:05.443	6	1	2:10.988	35.710	39.560	55.718	236.3	13:15.579
7	1	2:10.400	35.420	39.391	55.589	233.2	15:15.843	7	1	2:11.332	35.784	39.522	56.026	235.2	15:26.911
8	1	2:10.173	35.603	39.405	55.165	233.2	17:26.016	8	1	2:10.677	35.836	39.471	55.370	235.2	17:37.588
9	1	2:10.042	35.699	39.156	55.187	233.2	19:36.058	9	1	2:11.414	35.957	39.618	55.839	236.3	19:49.002
10	1	2:10.063	35.482	39.195	55.386	233.2	21:46.121	10	1	2:12.289	36.079	39.911	56.299	235.8	22:01.291
11	1	2:10.267	35.573	39.217	55.477	233.2	23:56.388	11	1	2:10.896	35.697	39.453	55.746	234.2	24:12.187
12	1	3:04.949 P	35.640	39.435	1:49.874	233.2	27:01.337	12	1	2:10.981	35.632	39.561	55.788	234.7	26:23.168
13	2	2:32.205	54.049	40.657	57.499	137.4	29:33.542	13	1	2:16.973 P	35.713	39.337	1:01.923	234.7	28:40.141
14	2	3:36.101	36.707	40.720	2:18.674	231.7	33:09.643	14	2	3:27.855	1:47.838	41.509	58.508	120.1	32:07.996
15	2	2:13.377	36.640	39.938	56.799	232.2	35:23.020	15	2	2:20.584	38.072	42.106	1:00.406	232.7	34:28.580
16	2	2:13.955	36.621	40.638	56.696	233.2	37:36.975	16	2	2:22.491	38.633	42.455	1:01.403	227.8	36:51.071
17	2	2:14.232	36.662	40.618	56.952	232.7	39:51.207	17	2	2:20.247	38.966	41.759	59.522	234.7	39:11.318
18	2	2:14.089	36.453	40.781	56.855	233.2	42:05.296	18	2	2:20.058	38.437	41.832	59.789	233.2	41:31.376
19	2	2:14.145	36.988	39.974	57.183	233.2	44:19.441	19	2	2:20.730	37.984	42.318	1:00.428	234.2	43:52.106
20	2	2:13.060	36.591	40.134	56.335	232.7	46:32.501	20	2	2:20.089	38.546	41.925	59.618	234.2	46:12.195
21	2	2:12.750	36.602	39.777	56.371	232.7	48:45.251	21	2	2:17.837	37.686	41.517	58.634	233.2	48:30.032
22	2	2:13.000	36.499	40.065	56.436	233.7	50:58.251	22	2	2:17.881	37.719	41.764	58.398	233.2	50:47.913
23	2	2:12.965	36.549	40.013	56.403	233.2	53:11.216	23	2	2:17.876	37.556	42.068	58.252	233.2	53:05.789

32							66								
1 Fernando Fortes Porsche 911 GT3 Cup gen 2							1 Andrzej Lewandowski Lamborghini Huracan Super Trofeo Evo								
AM 2 Three Sixty Racing Team							AM 2 Vincenzo Sospiri Racing								
Lap	D	Time	Sector 1	Sector 2	Sector 3	T. Spd	Elapsed	Lap	D	Time	Sector 1	Sector 2	Sector 3	T. Spd	Elapsed
1		2:24.779	45.105	41.536	58.138	209.7	2:24.779	1		2:17.877	41.767	40.002	56.108	204.1	2:17.877
2		2:16.391	38.305	41.258	56.828	232.7	4:41.170	2		2:11.760	36.006	39.975	55.779	233.2	4:29.637
3		2:14.145	36.808	40.711	56.626	229.7	6:55.315	3		2:11.215	35.929	39.808	55.478	232.7	6:40.852
4		2:15.525	36.710	41.426	57.389	229.2	9:10.840	4		2:12.129	35.658	40.282	56.189	233.2	8:52.981
5		2:14.531	36.824	40.742	56.965	227.8	11:25.371	5		2:11.181	35.819	39.713	55.649	233.2	11:04.162
6		2:13.782	36.577	40.493	56.712	228.3	13:39.153	6		2:10.929	35.839	39.608	55.482	234.2	13:15.091
7		2:13.833	36.682	40.731	56.420	228.3	15:52.986	7		2:11.127	35.829	39.894	55.404	234.2	15:26.218
8		2:13.507	36.697	40.458	56.352	228.3	18:06.493	8		2:10.631	35.854	39.381	55.396	233.7	17:36.849
9		2:13.702	36.740	40.405	56.557	228.8	20:20.195	9		2:11.851	36.456	39.321	56.074	236.8	19:48.700
10		3:28.478 P	36.595	40.627	2:11.256	227.3	23:48.673	10		3:06.929 P	36.636	39.784	1:50.509	234.7	22:55.629
11		2:30.551	53.528	40.536	56.487	121.2	26:19.224	11		2:26.292	51.511	39.529	55.252	138.4	25:21.921
12		2:13.653	36.692	40.281	56.680	226.8	28:32.877	12		2:10.299	35.812	39.185	55.302	233.2	27:32.220
13		2:13.381	36.529	40.321	56.531	226.8	30:46.258	13		2:10.611	35.703	39.116	55.792	233.2	29:42.831
14		2:13.875	36.518	40.036	57.321	226.4	33:00.133	14		2:11.301	35.815	39.326	56.160	235.8	31:54.132
15		2:13.964	37.391	40.007	56.566	227.8	35:14.097	15		2:10.585	35.777	39.233	55.575	232.7	34:04.717
16		2:13.895	36.809	40.648	56.438	229.7	37:27.992	16		2:10.437	35.842	39.365	55.230	234.2	36:15.154
17		2:13.437	36.773	40.416	56.248	227.8	39:41.429	17		2:10.197	35.598	39.295	55.304	234.7	38:25.351
18		2:13.291	36.804	40.232	56.255	228.8	41:54.720	18		2:09.797	35.440	39.253	55.104	232.7	40:35.148
19		2:14.082	36.339	40.048	57.695	228.8	44:08.802	19		2:10.172	35.265	39.295	55.612	232.7	42:45.320
20		2:13.567	36.445	40.282	56.840	227.3	46:22.369	20		2:10.348	35.852	39.103	55.393	233.7	44:55.668
21		2:13.858	36.803	40.242	56.813	227.3	48:36.227	21		2:09.882	35.410	39.167	55.305	233.2	47:05.550
22		2:13.178	36.736	40.229	56.213	229.7	50:49.405	22		2:09.940	35.364	39.237	55.339	234.2	49:15.490
23		2:14.252	36.790	41.127	56.335	229.2	53:03.657	23		2:10.555	35.631	39.340	55.584	234.7	51:26.045





**Paul Ricard**  
**GT Cup Open Europe**  
**Race - 1**  
**Lap Analysis**



<b>100</b>	1 Jakub Dwernicki Porsche 911 GT3 Cup gen 2	<b>190</b>	1 Fernando Navarrete Porsche 911 GT3 Cup gen 1
PROAM	2 Jan Antoszewski Alda Motorsport	AM	2 Fernando Navarrete jr Three Sixty Racing Team

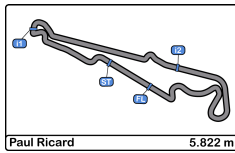
Lap	D	Time	Sector 1	Sector 2	Sector 3	T. Spd	Elapsed	Lap	D	Time	Sector 1	Sector 2	Sector 3	T. Spd	Elapsed
1	1	2:24.318	44.656	41.339	58.323	205.3	2:24.318	1	2	2:18.617	42.734	39.919	55.964	211.7	2:18.617
2	1	2:15.531	38.241	40.192	57.098	235.2	4:39.849	2	2	2:11.353	36.578	39.104	55.671	238.4	4:29.970
3	1	2:15.797	37.736	40.465	57.596	236.3	6:55.646	3	2	2:11.284	36.252	39.301	55.731	238.9	6:41.254
4	1	2:23.320	37.205	46.887	59.228	236.8	9:18.966	4	2	2:10.874	35.841	39.674	55.359	238.4	8:52.128
5	1	2:17.347	37.793	40.958	58.596	233.2	11:36.313	5	2	2:10.768	35.853	39.156	55.759	238.9	11:02.896
6	1	2:16.460	37.891	40.702	57.867	233.7	13:52.773	6	2	2:10.538	36.064	39.130	55.344	238.9	13:13.434
7	1	2:17.065	37.847	41.238	57.980	233.7	16:09.838	7	2	2:10.960	35.890	39.217	55.853	239.4	15:24.394
8	1	2:15.524	37.448	40.397	57.679	233.7	18:25.362	8	2	2:11.099	36.391	39.173	55.535	241.0	17:35.493
9	1	2:15.738	37.465	40.529	57.744	233.7	20:41.100	9	2	2:10.840	35.822	39.213	55.805	238.4	19:46.333
10	1	2:24.940 P	37.124	40.908	1:06.908	233.7	23:06.040	10	2	2:11.046	36.089	39.288	55.669	238.4	21:57.379
11	2	3:21.641	1:45.986	39.476	56.179	139.7	26:27.681	11	2	2:18.516 P	35.943	39.441	1:03.132	239.4	24:15.895
12	2	2:10.844	35.854	39.209	55.781	234.7	28:38.525	12	1	3:24.522	1:44.655	41.015	58.852	152.7	27:40.417
13	2	2:11.152	36.042	39.319	55.791	234.2	30:49.677	13	1	2:18.297	37.433	40.986	59.878	236.3	29:58.714
14	2	2:11.417	35.939	39.305	56.173	234.7	33:01.094	14	1	2:17.890	38.253	40.450	59.187	237.8	32:16.604
15	2	2:11.450	35.808	39.459	56.183	235.2	35:12.544	15	1	2:16.953	37.341	40.301	59.311	231.2	34:33.557
16	2	2:12.070	36.295	39.635	56.140	234.2	37:24.614	16	1	2:17.096	37.650	40.515	58.931	235.2	36:50.653
17	2	2:11.735	36.114	39.676	55.945	234.2	39:36.349	17	1	2:24.884 P	37.478	40.816	1:06.590	234.2	39:15.537
18	2	2:12.065	36.176	39.751	56.138	234.7	41:48.414	18	1	2:35.804	55.719	41.497	58.588	139.3	41:51.341
19	2	2:12.547	36.484	39.921	56.142	234.7	44:00.961	19	1	2:17.707	37.587	40.282	59.838	235.8	44:09.048
20	2	2:12.410	36.314	39.962	56.134	234.7	46:13.371	20	1	2:15.398	37.218	40.289	57.891	220.8	46:24.446
21	2	2:13.173	36.730	40.455	55.988	234.7	48:26.544	21	1	2:14.287	37.065	39.818	57.404	236.8	48:38.733
22	2	2:11.506	36.088	39.663	55.755	234.7	50:38.050	22	1	2:14.940	36.795	39.953	58.192	236.8	50:53.673
23	2	2:11.925	36.365	39.706	55.854	234.2	52:49.975	23	1	2:15.155	37.424	39.594	58.137	236.8	53:08.828

<b>126</b>	1 Albert Estragués Transam Euro Ford Mustang 2018	<b>191</b>	1 Rodrigue Gillion Aston Martin Vantage
AM	2 Three Sixty Racing Team	PROAM	2 Nico Verdonck PROsport Racing

Lap	D	Time	Sector 1	Sector 2	Sector 3	T. Spd	Elapsed	Lap	D	Time	Sector 1	Sector 2	Sector 3	T. Spd	Elapsed
1		2:22.257	44.006	40.941	57.310	199.2	2:22.257	1	1	2:20.195	43.165	40.492	56.538	210.5	2:20.195
2		2:13.830	36.520	40.126	57.184	236.3	4:36.087	2	1	2:11.855	35.897	39.729	56.229	237.3	4:32.050
3		2:13.493	36.540	39.927	57.026	235.2	6:49.580	3	1	2:12.185	35.959	39.823	56.403	237.8	6:44.235
4		2:13.280	36.366	40.193	56.721	235.2	9:02.860	4	1	2:11.198	35.799	39.431	55.968	237.8	8:55.433
5		2:13.977	36.431	40.913	56.633	234.2	11:16.837	5	1	2:11.768	36.009	39.650	56.109	237.8	11:07.201
6		2:13.697	36.498	40.004	57.195	234.2	13:30.534	6	1	2:11.273	35.840	39.374	56.059	237.8	13:18.474
7		2:13.541	37.175	39.939	56.427	235.2	15:44.075	7	1	2:11.744	35.740	39.733	56.271	237.8	15:30.218
8		2:12.294	36.243	39.929	56.122	234.2	17:56.369	8	1	2:11.281	35.685	39.443	56.153	237.8	17:41.499
9		16:14.777 P	36.432	39.785	14:58.560	234.2	34:11.146	9	1	2:11.449	35.672	39.720	56.057	236.8	19:52.948
10			1:02.276	46.983		107.0		10	1	3:16.166 P	35.829	39.839	2:00.498	237.8	23:09.114
								11	2	2:26.336	51.927	38.941	55.468	139.3	25:35.450
								12	2	2:09.959	35.710	38.784	55.465	236.8	27:45.409
								13	2	2:09.915	35.511	38.853	55.551	237.3	29:55.324
								14	2	2:10.136	35.593	38.818	55.725	237.3	32:05.460
								15	2	2:10.350	35.580	39.118	55.652	237.8	34:15.810
								16	2	2:10.373	35.860	39.151	55.362	237.8	36:26.183
								17	2	2:10.181	35.651	39.066	55.464	237.3	38:36.364
								18	2	2:09.987	35.736	38.959	55.292	237.8	40:46.351
								19	2	2:09.808	35.464	38.950	55.394	236.8	42:56.159
								20	2	2:09.769	35.662	38.828	55.279	237.3	45:05.928
								21	2	2:09.541	35.388	38.891	55.262	238.4	47:15.469
								22	2	2:09.956	35.587	38.852	55.517	237.3	49:25.425
								23	2	2:09.905	35.629	38.880	55.396	238.4	51:35.330







**Paul Ricard**  
**GT Cup Open Europe**  
**Race - 1**  
**Analysis by Lap**



Num	Lap Time	Gap
<b>Lap 1</b>		
28	2:15.408	
26	2:16.068	00.660
24	2:16.895	01.487
66	2:17.877	02.469
44	2:18.568	03.160
190	2:18.617	03.209
191	2:20.195	04.787
126	2:22.257	06.849
12	2:23.411	08.003
27	2:23.818	08.410
100	2:24.318	08.910
32	2:24.779	09.371
Num	Lap Time	Gap
<b>Lap 2</b>		
28	2:10.103	
26	2:10.426	00.983
24	2:10.818	02.202
66	2:11.760	04.126
190	2:11.353	04.459
44	2:12.196	05.253
191	2:11.855	06.539
126	2:13.830	10.576
12	2:14.039	11.939
27	2:15.655	13.962
100	2:15.531	14.338
32	2:16.391	15.659
Num	Lap Time	Gap
<b>Lap 3</b>		
28	2:09.886	
26	2:10.400	01.497
24	2:11.334	03.650
66	2:11.215	05.455
190	2:11.284	05.857
44	2:11.353	06.720
191	2:12.185	08.838
126	2:13.493	14.183
12	2:13.266	15.319
32	2:14.145	19.918
100	2:15.797	20.249

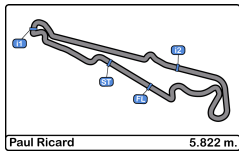
Num	Lap Time	Gap
27	2:17.077	21.153
Num	Lap Time	Gap
<b>Lap 4</b>		
28	2:09.673	
26	2:10.308	02.132
24	2:10.901	04.878
190	2:10.874	07.058
66	2:12.129	07.911
44	2:11.460	08.507
191	2:11.198	10.363
126	2:13.280	17.790
12	2:12.789	18.435
32	2:15.525	25.770
27	2:16.125	27.605
100	2:23.320	33.896
Num	Lap Time	Gap
<b>Lap 5</b>		
28	2:10.206	
26	2:10.617	02.543
24	2:11.057	05.729
190	2:10.768	07.620
66	2:11.181	08.886
44	2:11.014	09.315
191	2:11.768	11.925
126	2:13.977	21.561
12	2:13.861	22.090
32	2:14.531	30.095
27	2:16.824	34.223
100	2:17.347	41.037
Num	Lap Time	Gap
<b>Lap 6</b>		
28	2:10.167	
26	2:10.663	03.039
24	2:11.825	07.387
190	2:10.538	07.991
66	2:10.929	09.648
44	2:10.988	10.136
191	2:11.273	13.031
126	2:13.697	25.091
12	2:13.440	25.363

Num	Lap Time	Gap
32	2:13.782	33.710
27	2:17.120	41.176
100	2:16.460	47.330
Num	Lap Time	Gap
<b>Lap 7</b>		
28	2:10.400	
26	2:10.765	03.404
24	2:11.306	08.293
190	2:10.960	08.551
66	2:11.127	10.375
44	2:11.332	11.068
191	2:11.744	14.375
126	2:13.541	28.232
12	2:13.893	28.856
32	2:13.833	37.143
27	2:16.902	47.678
100	2:17.065	53.995
Num	Lap Time	Gap
<b>Lap 8</b>		
28	2:10.173	
26	2:10.933	04.164
190	2:11.099	09.477
24	2:12.348	10.468
66	2:10.631	10.833
44	2:10.677	11.572
191	2:11.281	15.483
126	2:12.294	30.353
12	2:12.310	30.993
32	2:13.507	40.477
27	2:16.093	53.598
100	2:15.524	59.346
Num	Lap Time	Gap
<b>Lap 9</b>		
28	2:10.042	
26	2:11.395	05.517
190	2:10.840	10.275
24	2:11.772	12.198
66	2:11.851	12.642
44	2:11.414	12.944
191	2:11.449	16.890

Num	Lap Time	Gap
12	2:13.185	34.136
32	2:13.702	44.137
27	2:16.473	1:00.029
100	2:15.738	1:05.042
Num	Lap Time	Gap
<b>Lap 10</b>		
28	2:10.063	
26	2:10.317	05.771
190	2:11.046	11.258
44	2:12.289	15.170
12	2:13.177	37.250
24	3:06.181	1:08.316
66	3:06.929	1:09.508
100	2:24.940	1:19.919
191	3:16.166	1:22.993
32	3:28.478	2:02.552
Num	Lap Time	Gap
<b>Lap 11</b>		
28	2:10.267	
26	2:10.714	06.218
27	3:30.981	1 Lap
44	2:10.896	15.799
190	2:18.516	19.507
12	2:13.020	40.003
24	2:25.852	1:23.901
66	2:26.292	1:25.533
191	2:26.336	1:39.062
Num	Lap Time	Gap
<b>Lap 12</b>		
26	2:10.499	
32	2:30.551	1 Lap
44	2:10.981	10.063
100	3:21.641	1 Lap
27	2:35.280	1 Lap
12	2:22.669	45.955
28	3:04.949	48.232
24	2:09.667	1:16.851
66	2:10.299	1:19.115
190	3:24.522	1:27.312
191	2:09.959	1:32.304

Num	Lap Time	Gap
<b>Lap 13</b>		
26	2:16.976	
32	2:13.653	1 Lap
100	2:10.844	1 Lap
44	2:16.973	10.060
27	2:18.289	1 Lap
28	2:32.205	1:03.461
24	2:09.689	1:09.564
66	2:10.611	1:12.750
191	2:09.915	1:25.243
190	2:18.297	1:28.633
12	3:22.056	1:51.035
32	2:13.381	2:16.177
100	2:11.152	2:19.596
27	2:17.844	2:48.400
Num	Lap Time	Gap
<b>Lap 14</b>		
24	2:09.943	
66	2:11.301	04.544
26	3:31.172	11.665
191	2:10.136	15.872
44	3:27.855	18.408
190	2:17.890	27.016
12	2:13.245	44.773
32	2:13.875	1:10.545
100	2:11.417	1:11.506
28	3:36.101	1:20.055
27	2:17.738	1:46.631
Num	Lap Time	Gap
<b>Lap 15</b>		
24	2:10.092	
66	2:10.585	05.037
126	16:14.777	6 Laps
191	2:10.350	16.130
26	2:16.428	18.001
44	2:20.584	28.900
190	2:16.953	33.877
12	2:12.884	47.565
100	2:11.450	1:12.864
32	2:13.964	1:14.417





**Paul Ricard**  
**GT Cup Open Europe**  
**Race - 1**  
**Analysis by Lap**



Paul Ricard 5.822 m

Num	Lap Time	Gap
28	2:13.377	1:23.340
27	2:17.086	1:53.625

**Lap 16**

24	2:10.010	
66	2:10.437	05.464
191	2:10.373	16.493
26	2:14.760	22.751
190	2:17.096	40.963
44	2:22.491	41.381
12	2:12.430	49.985
100	2:12.070	1:14.924
32	2:13.895	1:18.302
28	2:13.955	1:27.285
27	2:17.121	2:00.736

Num	Lap Time	Gap
-----	----------	-----

**Lap 17**

24	2:09.946	
66	2:10.197	05.715
191	2:10.181	16.728
26	2:16.904	29.709
44	2:20.247	51.682
12	2:12.041	52.080
190	2:24.884	55.901
100	2:11.735	1:16.713
32	2:13.437	1:21.793
28	2:14.232	1:31.571
27	2:16.707	2:07.497

Num	Lap Time	Gap
-----	----------	-----

**Lap 18**

24	2:11.106	
66	2:09.797	04.406
191	2:09.987	15.609
26	2:15.037	33.640
12	2:13.830	54.804
44	2:20.058	1:00.634
100	2:12.065	1:17.672
190	2:35.804	1:20.599
32	2:13.291	1:23.978
28	2:14.089	1:34.554

Num	Lap Time	Gap
<b>Lap 19</b>		
24	2:10.883	
27	2:17.238	1 Lap
66	2:10.172	03.695
191	2:09.808	14.534
26	2:14.866	37.623
12	2:13.148	57.069
44	2:20.730	1:10.481
100	2:12.547	1:19.336
32	2:14.082	1:27.177
190	2:17.707	1:27.423
28	2:14.145	1:37.816

Num	Lap Time	Gap
<b>Lap 20</b>		
24	2:09.749	
66	2:10.348	04.294
27	2:16.796	1 Lap
191	2:09.769	14.554
26	2:13.737	41.611
12	2:13.126	1:00.446
44	2:20.089	1:20.821
100	2:12.410	1:21.997
32	2:13.567	1:30.995
190	2:15.398	1:33.072
28	2:13.060	1:41.127

Num	Lap Time	Gap
-----	----------	-----

**Lap 21**

24	2:09.556	
66	2:09.882	04.620
191	2:09.541	14.539
27	2:15.890	1 Lap
26	2:13.896	45.951
12	2:12.715	1:03.605
100	2:13.173	1:25.614
44	2:17.837	1:29.102
32	2:13.858	1:35.297
190	2:14.287	1:37.803
28	2:12.750	1:44.321

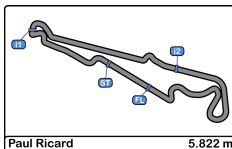
Num	Lap Time	Gap
-----	----------	-----

Num	Lap Time	Gap
<b>Lap 22</b>		
24	2:09.886	
66	2:09.940	04.674
191	2:09.956	14.609
27	2:16.519	1 Lap
26	2:14.489	50.554
12	2:12.890	1:06.609
100	2:11.506	1:27.234
44	2:17.881	1:37.097
32	2:13.178	1:38.589
190	2:14.940	1:42.857
28	2:13.000	1:47.435

Num	Lap Time	Gap
<b>Lap 23</b>		
24	2:09.855	
66	2:10.555	05.374
191	2:09.905	14.659
27	2:16.551	1 Lap
26	2:13.885	54.584
12	2:14.279	1:11.033
100	2:11.925	1:29.304
32	2:14.252	1:42.986
44	2:17.876	1:45.118
190	2:15.155	1:48.157
28	2:12.965	1:50.545

Num	Lap Time	Gap
-----	----------	-----



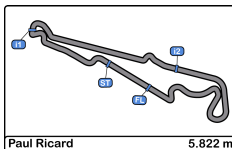


**Paul Ricard**  
**GT Cup Open Europe**  
**Race - 1**  
**Best Sectors Results**



Sector - 1				Sector - 2				Sector - 3				Ideal Lap vs Best Lap				
Clas	Nº	Driver	Time	Nº	Driver	Time	Nº	Driver	Time	Clas	Nº	Driver	Ideal Lap	Best Lap	Clas	
1	28	Zamparelli - Klingelberg	35.215	191	Gillion - Verdonck	38.784	24	Blazek - Lisowski	54.968	1	24	Blazek - Lisowski	2:09.317	2:09.556	2	
2	24	Blazek - Lisowski	35.247	24	Blazek - Lisowski	39.102	28	Zamparelli - Klingelberg	55.037	2	28	Zamparelli - Klingelberg	2:09.408	2:09.673	3	
3	66	Andrzej Lewandowski	35.265	66	Andrzej Lewandowski	39.103	66	Andrzej Lewandowski	55.104	3	191	Gillion - Verdonck	2:09.434	2:09.541	1	
4	191	Gillion - Verdonck	35.388	190	Navarrete - Navarrete jr	39.104	26	Darmetko - Janosz	55.204	4	66	Andrzej Lewandowski	2:09.472	2:09.797	4	
5	26	Darmetko - Janosz	35.535	28	Zamparelli - Klingelberg	39.156	191	Gillion - Verdonck	55.262	5	26	Darmetko - Janosz	2:09.986	2:10.308	5	
6	44	Pisani - Bozzoni	35.632	100	Dwernicki - Antoszewski	39.209	190	Navarrete - Navarrete jr	55.344	6	190	Navarrete - Navarrete jr	2:10.270	2:10.538	6	
7	100	Dwernicki - Antoszewski	35.808	26	Darmetko - Janosz	39.247	44	Pisani - Bozzoni	55.370	7	44	Pisani - Bozzoni	2:10.339	2:10.677	7	
8	190	Navarrete - Navarrete jr	35.822	44	Pisani - Bozzoni	39.337	100	Dwernicki - Antoszewski	55.755	8	100	Dwernicki - Antoszewski	2:10.772	2:10.844	8	
9	126	Albert Estragués	36.243	12	Glauco Solieri	39.751	12	Glauco Solieri	55.898	9	12	Glauco Solieri	2:11.961	2:12.041	9	
10	12	Glauco Solieri	36.312	126	Albert Estragués	39.785	126	Albert Estragués	56.122	10	126	Albert Estragués	2:12.150	2:12.294	10	
11	32	Fernando Fortes	36.339	32	Fernando Fortes	40.007	32	Fernando Fortes	56.213	11	32	Fernando Fortes	2:12.559	2:13.178	11	
12	27	Mauro - Aristot	37.282	27	Mauro - Aristot	40.591	27	Mauro - Aristot	57.279	12	27	Mauro - Aristot	2:15.152	2:15.655	12	



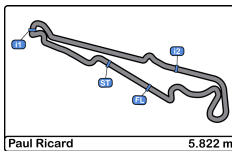


Paul Ricard  
 GT Cup Open Europe  
 Race - 1  
 Leader Sequence



N°	Entrant/Team	Nat	Driver 1	Nat	Driver 2	Nat	Vehicle	Cat	Start Lap	End Lap	Laps	Total Laps
28	J. Morcillo / E2P Racing	ESP	<u>Dino Zamparelli</u>	GER	Jan Klingelberg	CHE	Porsche 911 GT3 Cup gen 2	PROAM	1	11	11	11
26	Q1 by EMG Motorsport	BEL	Maciej Darmetko	POL	<u>Artur Janosz</u>	POL	Porsche 911 GT3 Cup gen 2	PROAM	12	13	2	2
24	A&P Racing Team PTT Tech Support	POL	<u>Maciej Blazek</u>	POL	Mateusz Lisowski	POL	Porsche 991 GT3 Cup gen 2	PROAM	14	23	10	10



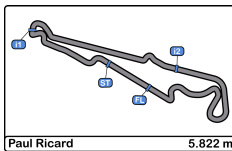


**Paul Ricard**  
**GT Cup Open Europe**  
**Race - 1**  
**Best 5 Lap Times**



Cl	N°	Entrant/Team	Nat	Driver 1	Nat	Status	Driver 2	Nat	Status	Vehicle	Cat	Cl	Best 1		Best 2		Best 3		Best 4		Best 5	
													Time	Lap	Time	Lap	Time	Lap	Time	Lap	Time	Lap
1	191	PROsport Racing	DEU	<b>Rodrique Gillion</b>	BEL		Nico Verdonck	BEL		Aston Martin Vantage	PROAM	1	<b>2:09.541</b>	21	2:09.769	20	2:09.808	19	2:09.905	23	2:09.915	13
2	24	A&P Racing Team PTT Tech Support	POL	<b>Maciej Blazek</b>	POL		Mateusz Lisowski	POL		Porsche 991 GT3 Cup gen 2	PROAM	2	<b>2:09.556</b>	21	2:09.667	12	2:09.689	13	2:09.749	20	2:09.855	23
3	28	J. Morcillo / E2P Racing	ESP	<b>Dino Zamparelli</b>	GBR		Jan Klingelberg	CHE		Porsche 911 GT3 Cup gen 2	PROAM	3	<b>2:09.673</b>	4	2:09.886	3	2:10.042	9	2:10.063	10	2:10.103	2
4	66	Vincenzo Sospiri Racing	ITA	Andrzej Lewandowski	POL					Lamborghini Huracan Super Trofeo	AM	1	<b>2:09.797</b>	18	2:09.882	21	2:09.940	22	2:10.172	19	2:10.197	17
5	26	Q1 by EMG Motorsport	BEL	Maciej Darmetko	POL		<b>Artur Janosz</b>	POL		Porsche 911 GT3 Cup gen 2	PROAM	4	<b>2:10.308</b>	4	2:10.317	10	2:10.400	3	2:10.426	2	2:10.499	12
6	190	Three Sixty Racing Team	AND	Fernando Navarrete	ESP		<b>Fernando Navarrete jr</b>	ESP		Porsche 911 GT3 Cup gen 1	AM	2	<b>2:10.538</b>	6	2:10.768	5	2:10.840	9	2:10.874	4	2:10.960	7
7	44	Eugenio Pisani	ITA	<b>Eugenio Pisani</b>	ITA		Stefano Bozzoni	ITA		Porsche 911 GT3 Cup gen 1	PROAM	5	<b>2:10.677</b>	8	2:10.896	11	2:10.981	12	2:10.988	6	2:11.014	5
8	100	Alda Motorsport	POL	<b>Jakub Dwernicki</b>	POL		Jan Antoszewski	POL		Porsche 911 GT3 Cup gen 2	PROAM	6	<b>2:10.844</b>	12	2:11.152	13	2:11.417	14	2:11.450	15	2:11.506	22
9	12	AKM Motorsport	SMR	Glauco Solieri	ITA					Lamborghini Huracan Super Trofeo	AM	3	<b>2:12.041</b>	17	2:12.310	8	2:12.430	16	2:12.715	21	2:12.789	4
10	126	Three Sixty Racing Team	AND	Albert Estragués	ESP					Transam Euro Ford Mustang 2018	AM	4	<b>2:12.294</b>	8	2:13.280	4	2:13.493	3	2:13.541	7	2:13.697	6
11	32	Three Sixty Racing Team	AND	Fernando Fortes	BRA					Porsche 911 GT3 Cup gen 2	AM	5	<b>2:13.178</b>	22	2:13.291	18	2:13.381	13	2:13.437	17	2:13.507	8
12	27	Three Sixty Racing Team	AND	<b>Marcio Mauro</b>	BRA		Oscar Aristot	AND		Porsche 911 GT3 Cup gen 2	AM	6	<b>2:15.655</b>	2	2:15.890	20	2:16.093	8	2:16.125	4	2:16.473	9



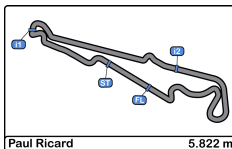


**Paul Ricard**  
**GT Cup Open Europe**  
**Race - 1**  
**Best 5 Top Speeds**



Cl	N°	Entrant/Team	Nat	Driver 1	Nat	Driver 2	Nat	Vehicle	Cat	Cl	Top 1		Top 2		Top 3		Top 4		Top 5		
											Km/h	Lap	Km/h	Lap	Km/h	Lap	Km/h	Lap	Km/h	Lap	Km/h
1	190	Three Sixty Racing Team	ESP	Fernando Navarrete	ESP	<b>Fernando Navarrete jr</b>	ESP	Porsche 911 GT3 Cup gen 1	AM	1	<b>241.0</b>	8	239.4	7	239.4	11	238.9	3	238.9	5	239.5
2	191	PROsport Racing	DEU	<b>Rodrique Gillion</b>	BEL	Nico Verdonck	BEL	Aston Martin Vantage	PROAM	1	<b>238.4</b>	21	238.4	23	237.8	3	237.8	4	237.8	5	238.0
3	66	Vincenzo Sospiri Racing	ITA	Andrzej Lewandowski	POL			Lamborghini Huracan Super Trofeo	AM	2	<b>236.8</b>	9	235.8	14	234.7	10	234.7	17	234.7	23	235.3
4	100	Alda Motorsport	POL	<b>Jakub Dwernicki</b>	POL	Jan Antoszewski	POL	Porsche 911 GT3 Cup gen 2	PROAM	2	<b>236.8</b>	4	236.3	3	235.2	2	235.2	15	234.7	12	235.7
5	44	Eugenio Pisani	ITA	<b>Eugenio Pisani</b>	ITA	Stefano Bozzoni	ITA	Porsche 911 GT3 Cup gen 1	PROAM	3	<b>236.3</b>	6	236.3	9	235.8	10	235.2	4	235.2	7	235.8
6	126	Three Sixty Racing Team	ESP	Albert Estragués	ESP			Transam Euro Ford Mustang 2018	AM	3	<b>236.3</b>	2	235.2	3	235.2	4	235.2	7	234.2	5	235.2
7	12	AKM Motorsport	SMR	Glauco Solieri	ITA			Lamborghini Huracan Super Trofeo	AM	4	<b>235.8</b>	18	235.2	7	234.2	4	234.2	8	233.7	3	234.6
8	26	Q1 by EMG Motorsport	BEL	Maciej Darmetko	POL	<b>Artur Janosz</b>	POL	Porsche 911 GT3 Cup gen 2	PROAM	4	<b>235.8</b>	3	235.8	6	235.2	8	234.7	2	234.7	4	235.2
9	24	A&P Racing Team PTT Tech Support	POL	<b>Maciej Blazek</b>	POL	Mateusz Lisowski	POL	Porsche 991 GT3 Cup gen 2	PROAM	5	<b>234.2</b>	2	234.2	3	234.2	9	234.2	10	234.2	23	234.2
10	28	J. Morcillo / E2P Racing	ESP	<b>Dino Zamparelli</b>	GBR	Jan Klingelberg	CHE	Porsche 911 GT3 Cup gen 2	PROAM	6	<b>233.7</b>	22	233.2	7	233.2	8	233.2	9	233.2	10	233.3
11	32	Three Sixty Racing Team	ESP	Fernando Fortes	BRA			Porsche 911 GT3 Cup gen 2	AM	5	<b>232.7</b>	2	229.7	3	229.7	16	229.7	22	229.2	4	230.2
12	27	Three Sixty Racing Team	ESP	<b>Marcio Mauro</b>	BRA	Oscar Aristot	AND	Porsche 911 GT3 Cup gen 2	AM	6	<b>230.7</b>	2	230.7	4	229.7	5	229.7	21	229.2	3	230.0



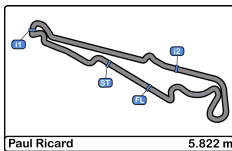


**Paul Ricard**  
**GT Cup Open Europe**  
**Race - 1**  
**Fastest Laps Sequence**



Lap	Time of Day	Session Time	N°	Entrant/Team	Nat	Driver 1	Nat	Driver 2	Nat	Vehicle	Cat	Time	Km/h
2	11:58:39.858	4:25.858	28	J. Morcillo / E2P Racing		<u>Dino Zamparelli</u>		Jan Klingelberg		Porsche 911 GT3 Cup gen 2	PROAM	<b>2:10.103</b>	161.0
3	12:00:49.743	6:35.743	28	J. Morcillo / E2P Racing		<u>Dino Zamparelli</u>		Jan Klingelberg		Porsche 911 GT3 Cup gen 2	PROAM	<b>2:09.886</b>	161.3
4	12:02:59.416	8:45.416	28	J. Morcillo / E2P Racing		<u>Dino Zamparelli</u>		Jan Klingelberg		Porsche 911 GT3 Cup gen 2	PROAM	<b>2:09.673</b>	161.6
12	12:21:44.303	27:30.303	24	A&P Racing Team PTT Tech Support		Maciej Blazek		<u>Mateusz Lisowski</u>		Porsche 991 GT3 Cup gen 2	PROAM	<b>2:09.667</b>	161.6
21	12:41:15.277	47:01.277	24	A&P Racing Team PTT Tech Support		Maciej Blazek		<u>Mateusz Lisowski</u>		Porsche 991 GT3 Cup gen 2	PROAM	<b>2:09.556</b>	161.7
21	12:41:29.816	47:15.816	191	PROsport Racing		Rodrigue Gillion		<u>Nico Verdonck</u>		Aston Martin Vantage	PROAM	<b>2:09.541</b>	161.7





**Paul Ricard**  
**GT Cup Open Europe**  
**Race - 1**

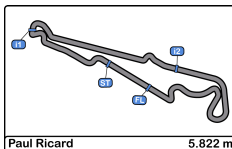
**Event Best Maximum Speed**



N°	Entrant/Team	Nat	Driver 1	Nat	Driver 2	Nat	Vehicle	Cat	Km/h	Session
190	Three Sixty Racing Team		Fernando Navarrete		Fernando Navarrete jr		Porsche 911 GT3 Cup gen 1	AM	241.0	Race - 1
27	Three Sixty Racing Team		Marcio Mauro		Oscar Aristot		Porsche 911 GT3 Cup gen 2	AM	240.5	Free Practice - 1
191	PROsport Racing		Rodrigue Gillion		Nico Verdonck		Aston Martin Vantage	PROAM	238.4	Race - 1
100	Alda Motorsport		Jakub Dwernicki		Jan Antoszewski		Porsche 911 GT3 Cup gen 2	PROAM	236.8	Race - 1
66	Vincenzo Sospiri Racing		Andrzej Lewandowski				Lamborghini Huracan Super Trofeo Evo	AM	236.8	Race - 1
126	Three Sixty Racing Team		Albert Estragués				Transam Euro Ford Mustang 2018	AM	236.3	Race - 1
44	Eugenio Pisani		Eugenio Pisani		Stefano Bozzoni		Porsche 911 GT3 Cup gen 1	PROAM	236.3	Race - 1
26	Q1 by EMG Motorsport		Maciej Darmetko		Artur Janosz		Porsche 911 GT3 Cup gen 2	PROAM	235.8	Race - 1
12	AKM Motorsport		Glauco Solieri				Lamborghini Huracan Super Trofeo Evo	AM	235.8	Race - 1
24	A&P Racing Team PTT Tech Support		Maciej Blazek		Mateusz Lisowski		Porsche 991 GT3 Cup gen 2	PROAM	234.2	Race - 1
28	J. Morcillo / E2P Racing		Dino Zamparelli		Jan Klingelberg		Porsche 911 GT3 Cup gen 2	PROAM	233.7	Race - 1
32	Three Sixty Racing Team		Fernando Fortes				Porsche 911 GT3 Cup gen 2	AM	232.7	Race - 1







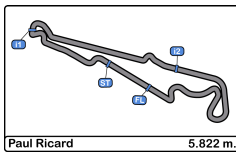
Paul Ricard  
 GT Cup Open Europe  
 Race - 1  
 Lap Chart



LAP

Nr	Po	Grid	1	2	3	4	5	6	7	8	9	10	11	12	13	14	15	16	17	18	19	20	21	22	23
28	<b>1</b>	28	28	28	28	28	28	28	28	28	28	28	28	26	26	24	24	24	24	24	24	24	24	24	24
26	<b>2</b>	26	26	26	26	26	26	26	26	26	26	26	26	44	44	66	66	66	66	66	66	66	66	66	66
24	<b>3</b>	24	24	24	24	24	24	24	24	190	190	190	44	12	28	26	191	191	191	191	191	191	191	191	191
66	<b>4</b>	66	66	66	66	190	190	190	190	24	24	44	190	28	24	191	26	26	26	26	26	26	26	26	26
44	<b>5</b>	44	44	190	190	66	66	66	66	66	66	12	12	24	66	44	44	190	44	12	12	12	12	12	12
191	<b>6</b>	191	190	44	44	44	44	44	44	44	44	24	24	66	191	190	190	44	12	44	44	44	100	100	100
126	<b>7</b>	126	191	191	191	191	191	191	191	191	191	66	66	190	190	12	12	12	190	100	100	100	44	44	32
190	<b>8</b>	190	126	126	126	126	126	126	126	126	12	100	191	191	12	32	100	100	100	190	32	32	32	32	44
12	<b>9</b>	12	12	12	12	12	12	12	12	12	32	191	32	32	32	100	32	32	32	32	190	190	190	190	190
100	<b>10</b>	100	27	27	32	32	32	32	32	32	27	32	100	100	100	28	28	28	28	28	28	28	28	28	28
27	<b>11</b>	27	100	100	100	27	27	27	27	27	100	27	27	27	27	27	27	27	27	27	27	27	27	27	27
32	<b>12</b>	32	32	32	27	100	100	100	100	100	126														

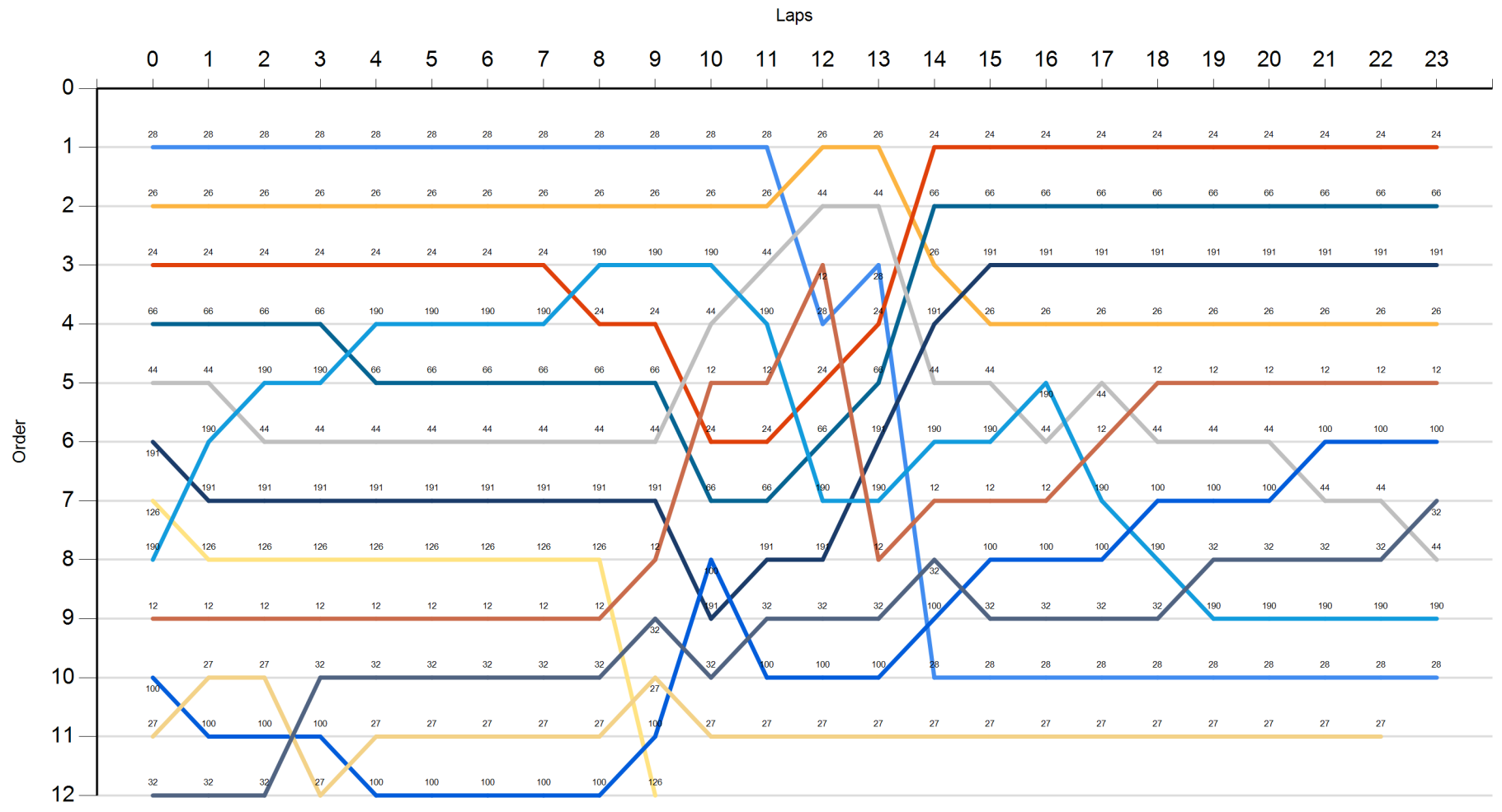


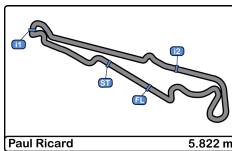


Paul Ricard  
 GT Cup Open Europe  
 Race - 1  
 Graphic Lap Chart



- 28
- 26
- 24
- 66
- 44
- 191
- 126
- 190
- 12
- 100
- 27
- 32



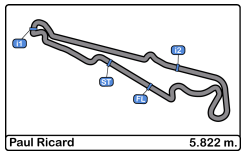


Paul Ricard  
GT Cup Open Europe  
Race - 1  
Pit Stop Analysis

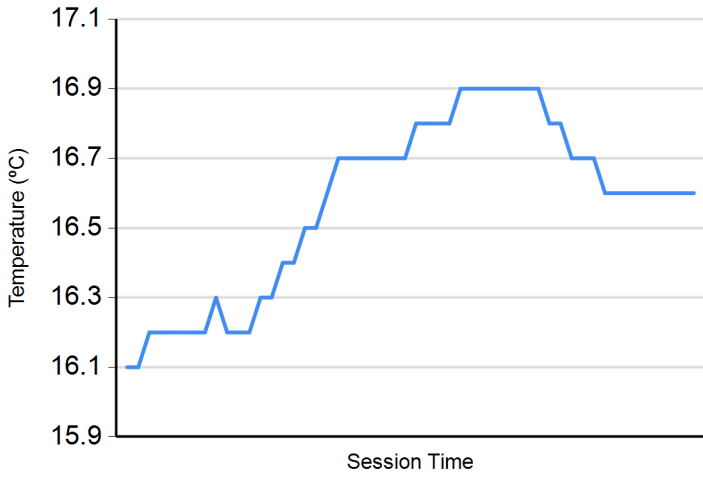


Nr.	In Day Time	Entrant/Team	Nat	Driver 1	Nat	Driver 2	Nat	Vehicle	Cat	In Time	Stop N°	Pit Time	Handicap	Penalty
66	12:16:13.930	Vincenzo Sospiri Racing	ITA	Andrzej Lewandowski	POL			Lamborghini Huracan Super Trofeo Evo	AM	21:59.583	1	1:13.208	1:10	
24	12:16:15.277	A&P Racing Team PTT Tech	POL	<u>Maciej Blazek</u>	POL	Mateusz Lisowski	POL	Porsche 991 GT3 Cup gen 2	PROAM	22:00.930	1	1:11.099	1:10	
191	12:16:17.551	PROsport Racing	BEL	<u>Rodrigue Gillion</u>	BEL	Nico Verdonck	BEL	Aston Martin Vantage	PROAM	22:03.204	1	1:23.168	1:10	
32	12:16:48.978	Three Sixty Racing Team	AND	Fernando Fortes	BRA			Porsche 911 GT3 Cup gen 2	AM	22:34.631	1	1:31.279	1:10	
27	12:17:06.039	Three Sixty Racing Team	AND	<u>Marcio Mauro</u>	BRA	Oscar Aristot	AND	Porsche 911 GT3 Cup gen 2	AM	22:51.692	1	1:32.437	1:10	
100	12:17:11.441	Alda Motorsport	POL	<u>Jakub Dwernicki</u>	POL	Jan Antoszewski	POL	Porsche 911 GT3 Cup gen 2	PROAM	22:57.094	1	1:19.687	1:10	
190	12:18:21.536	Three Sixty Racing Team	AND	Fernando Navarrete	ESP	<u>Fernando Navarrete jr</u>	ESP	Porsche 911 GT3 Cup gen 1	AM	24:07.189	1	1:17.425	1:10	
28	12:20:19.629	J. Morcillo / E2P Racing	ESP	<u>Dino Zamparelli</u>	GBR	Jan Klingelberg	CHE	Porsche 911 GT3 Cup gen 2	PROAM	26:05.282	1	1:14.103	1:10	
12	12:21:12.650	AKM Motorsport	SMR	Glauco Solieri	ITA			Lamborghini Huracan Super Trofeo Evo	AM	26:58.304	1	1:10.462	1:10	
26	12:22:36.000	Q1 by EMG Motorsport	BEL	Maciej Darmetko	POL	<u>Artur Janosz</u>	POL	Porsche 911 GT3 Cup gen 2	PROAM	28:21.653	1	1:16.162	1:10	
44	12:22:46.338	Eugenio Pisani	ITA	<u>Eugenio Pisani</u>	ITA	Stefano Bozzoni	ITA	Porsche 911 GT3 Cup gen 1	PROAM	28:31.991	1	1:17.127	1:10	
190	12:33:21.332	Three Sixty Racing Team	AND	Fernando Navarrete	ESP	<u>Fernando Navarrete jr</u>	ESP	Porsche 911 GT3 Cup gen 1	AM	39:06.985	2	25.920	1:10	-44.080

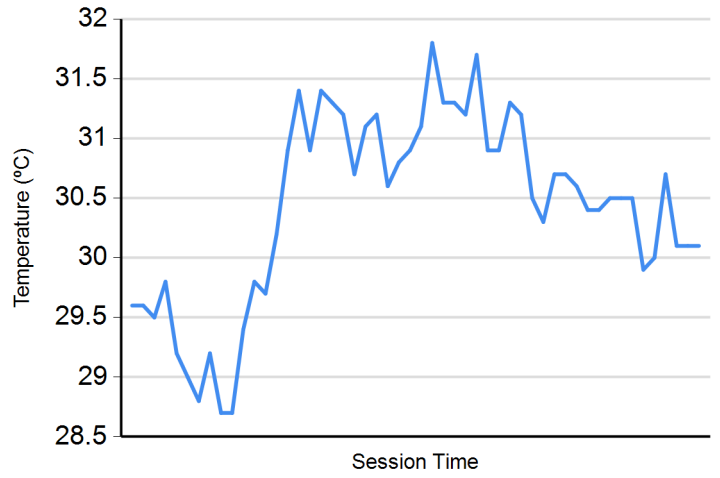




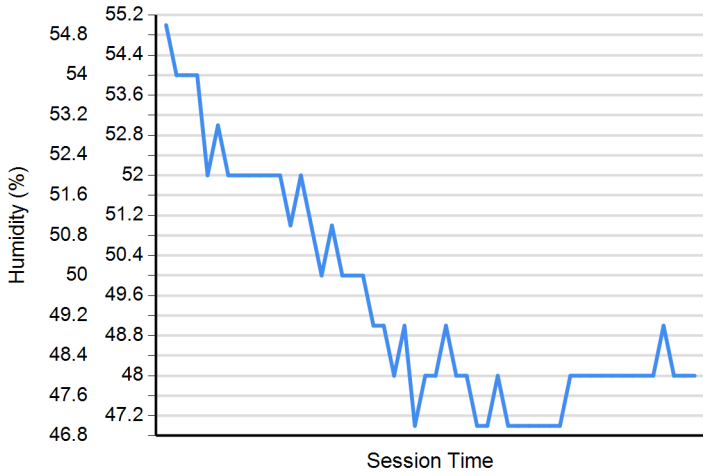
**Air Temperature**



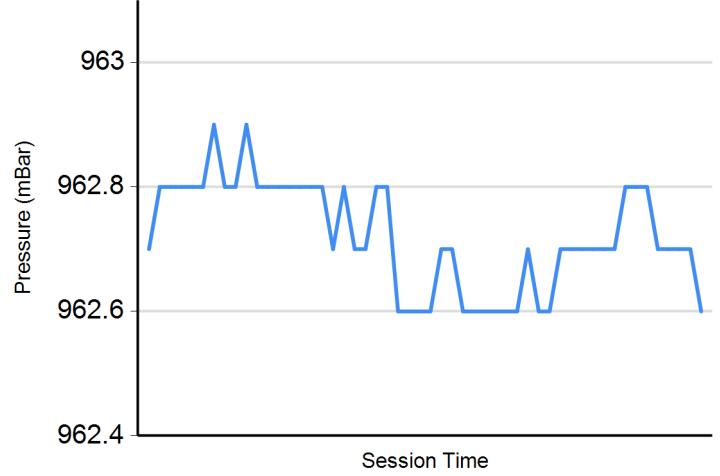
**Track Temperature**



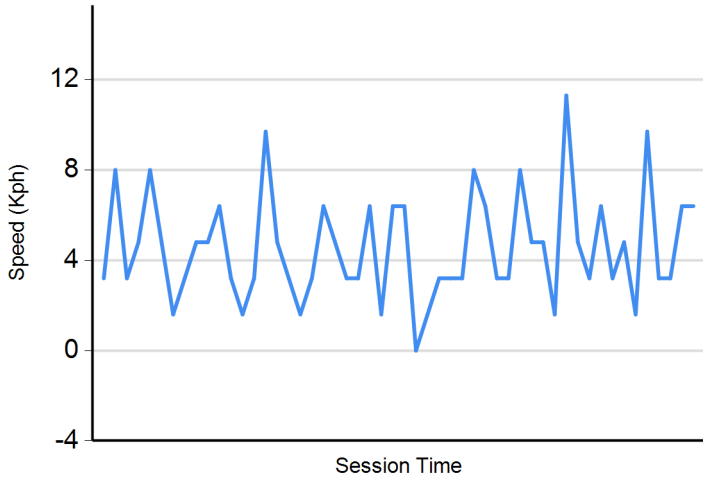
**Humidity**



**Pressure**

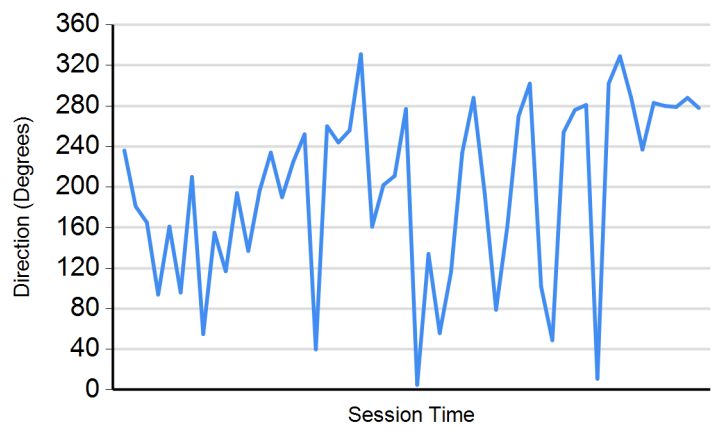


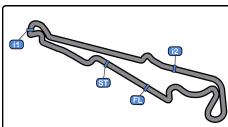
**Wind Speed**



**Wind direction**

North = 0°/360° Est = 90° South = 180° West = 270°





**Paul Ricard**  
**GT Cup Open Europe**  
**Race - 1**



**Final Results**

Paul Ricard 5.822 m.

Cls	N°	Entrant/Team	Nat	Driver 1	Nat	Driver 2	Nat	Vehicle	Cat	Cl	Laps	Total Time	Gap	Interval	Km/h	Best	Time	Km/h	
1	24	A&P Racing Team PTT Tech Support	POL	<b>Maciej Blazek</b>	POL	Mateusz Lisowski	POL	Porsche 991 GT3 Cup gen 2	PROAM	1	23	<b>51:20.671</b>			156.4	21	2:09.556	161.7	
2	66	Vincenzo Sospiri Racing	ITA	Andrzej Lewandowski	POL			Lamborghini Huracan Super Trofeo Evo	AM	1	23	<b>51:26.045</b>	5.374	5.374	156.2	18	2:09.797	161.4	
3	191	PROsport Racing	DEU	<b>Rodrigue Gillion</b>	BEL	Nico Verdonck	BEL	Aston Martin Vantage	PROAM	2	23	<b>51:35.330</b>	14.659	9.285	155.7	21	2:09.541	161.7	
4	26	Q1 by EMG Motorsport	BEL	Maciej Darmetko	POL	<b>Artur Janosz</b>	POL	Porsche 911 GT3 Cup gen 2	PROAM	3	23	<b>52:15.255</b>	54.584	39.925	153.7	4	2:10.308	160.8	
5	12	AKM Motorsport	SMR	Glauco Solieri	ITA			Lamborghini Huracan Super Trofeo Evo	AM	2	23	<b>52:31.704</b>	1:11.033	16.449	152.9	17	2:12.041	158.7	
6	100	Alda Motorsport	POL	<b>Jakub Dwernicki</b>	POL	Jan Antoszewski	POL	Porsche 911 GT3 Cup gen 2	PROAM	4	23	<b>52:49.975</b>	1:29.304	18.271	152.0	12	2:10.844	160.1	
7	32	Three Sixty Racing Team	AND	Fernando Fortes	BRA			Porsche 911 GT3 Cup gen 2	AM	3	23	<b>53:03.657</b>	1:42.986	13.682	151.4	22	2:13.178	157.3	
8	44	Eugenio Pisani	ITA	<b>Eugenio Pisani</b>	ITA	Stefano Bozzoni	ITA	Porsche 911 GT3 Cup gen 1	PROAM	5	23	<b>53:05.789</b>	1:45.118	2.132	151.3	8	2:10.677	160.3	
9	190	Three Sixty Racing Team	AND	Fernando Navarrete	ESP	<b>Fernando Navarrete jr</b>	ESP	Porsche 911 GT3 Cup gen 1	AM	4	23	<b>53:08.828</b>	1:48.157	3.039	151.1	6	2:10.538	160.5	
10	28	J. Morcillo / E2P Racing	ESP	<b>Dino Zamparelli</b>	GBR	Jan Klingenberg	CHE	Porsche 911 GT3 Cup gen 2	PROAM	6	23	<b>53:11.216</b>	1:50.545	2.388	151.0	4	2:09.673	161.6	
11	27	Three Sixty Racing Team	AND	<b>Marcio Mauro</b>	BRA	Oscar Aristot	AND	Porsche 911 GT3 Cup gen 2	AM	5	22	<b>51:50.127</b>	1 Lap	1 Lap	148.2	2	2:15.655	154.5	
<b>Not classified: (Requirements: 75% of number laps of leader = 18 Laps)</b>																			
	126	Three Sixty Racing Team	AND	Albert Estragués	ESP			Transam Euro Ford Mustang 2018	AM	6	9	<b>34:11.146</b>	14 Laps	13 Laps	91.9	8	2:12.294	158.4	

**Fastest lap Gillion - Verdonck in 2:09.541 at 161.7 Km/h in lap 21**

Published at:.....

Air Temp: **30.1 °C** Temp. Aire: **16.6 °C** Humidity: **48 %** Track Status: **DRY**

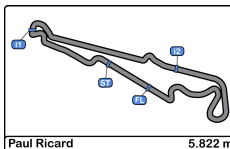
**Stewards:**

**Race Director:**

**Timekeeper:** Luis Angel Garcia Nuñez

JOB/I-0020-ESP





**Paul Ricard**  
**GT Cup Open Europe**  
**Qualifying - 2 Driver - 2**  
**Provisional Results**



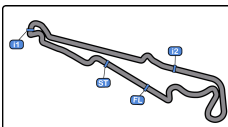
Cls	N°	Entrant/Team	Nat	Driver 1	Nat	Driver 2	Nat	Vehicle	Cat	Cls	Laps	Best	Time	Gap	Interval	Km/h
1	191	PROsport Racing		Rodrigue Gillion		Nico Verdonck		Aston Martin Vantage	PROAM	1	6	5	2:09.669			161.6
2	66	Vincenzo Sospiri Racing		Andrzej Lewandowski				Lamborghini Huracan Super Trofeo Evo	AM	1	14	13	2:09.679	0.010	0.010	161.6
3	24	A&P Racing Team PTT Tech Support		Maciej Blazek		Mateusz Lisowski		Porsche 991 GT3 Cup gen 2	PROAM	2	7	7	2:10.482	0.813	0.803	160.6
4	100	Alda Motorsport		Jakub Dwernicki		Jan Antoszewski		Porsche 911 GT3 Cup gen 2	PROAM	3	13	9	2:11.605	1.936	1.123	159.2
5	28	J. Morcillo / E2P Racing		Dino Zamparelli		Jan Klingelberg		Porsche 911 GT3 Cup gen 2	PROAM	4	12	11	2:12.836	3.167	1.231	157.7
6	126	Three Sixty Racing Team		Albert Estragués				Transam Euro Ford Mustang 2018	AM	2	12	12	2:12.968	3.299	0.132	157.6
7	12	AKM Motorsport		Glauco Solieri				Lamborghini Huracan Super Trofeo Evo	AM	3	13	12	2:13.785	4.116	0.817	156.6
8	26	Q1 by EMG Motorsport		Maciej Darmetko		Artur Janosz		Porsche 911 GT3 Cup gen 2	PROAM	5	13	12	2:13.872	4.203	0.087	156.5
9	32	Three Sixty Racing Team		Fernando Fortes				Porsche 911 GT3 Cup gen 2	AM	4	9	8	2:14.113	4.444	0.241	156.2
10	27	Three Sixty Racing Team		Marcio Mauro		Oscar Aristot		Porsche 911 GT3 Cup gen 2	AM	5	12	12	2:17.028	7.359	2.915	152.9
11	44	Eugenio Pisani		Eugenio Pisani		Stefano Bozzoni		Porsche 911 GT3 Cup gen 1	PROAM	6	11	9	2:18.672	9.003	1.644	151.1
12	190	Three Sixty Racing Team		Fernando Navarrete		Fernando Navarrete jr		Porsche 911 GT3 Cup gen 1	AM	6	11	8	2:19.858	10.189	1.186	149.8

Published at:.....

Track Temp: 16.3 °C Air Temp: 14.0 °C Humidity: 87 % Track Status: DRY

Stewards:	Race Director:	Timekeeper: Luis Angel Garcia Nuñez JOB/I-0020-ESP
-----------	----------------	--





**Paul Ricard**  
**GT Cup Open Europe**  
**Qualifying - 2 Driver - 2**  
**Provisional Results by Class**



Paul Ricard 5.822 m.

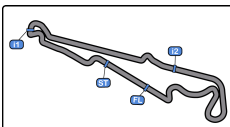
Cls	N°	Entrant/Team	Nat	Driver 1	Nat	Driver 2	Nat	Vehicle	Cat	Cls	Laps	Best	Time	Gap	Interval	Km/h
<b>PROAM</b>																
1	191	PROsport Racing		ROD	ROD	Rodrigue Gillion		BEL	BEL	BEL	6	5	2:09.669			161.6
2	24	A&P Racing Team PTT Tech Support		POL	POL	Maciej Blazek		POL	POL	POL	7	7	2:10.482	0.813	0.813	160.6
3	100	Alda Motorsport		POL	POL	Jakub Dwernicki		POL	POL	POL	13	9	2:11.605	1.936	1.123	159.2
4	28	J. Morcillo / E2P Racing		ESP	ESP	Dino Zamparelli		GBR	GBR	GBR	12	11	2:12.836	3.167	1.231	157.7
5	26	Q1 by EMG Motorsport		BEL	BEL	Maciej Darmetko		POL	POL	POL	13	12	2:13.872	4.203	1.036	156.5
6	44	Eugenio Pisani		ITA	ITA	Eugenio Pisani		ITA	ITA	ITA	11	9	2:18.672	9.003	4.800	151.1
<b>AM</b>																
1	66	Vincenzo Sospiri Racing		ITA	ITA	Andrzej Lewandowski		POL	POL	POL	14	13	2:09.679			161.6
2	126	Three Sixty Racing Team		ESP	ESP	Albert Estragués		ESP	ESP	ESP	12	12	2:12.968	3.289	3.289	157.6
3	12	AKM Motorsport		ITA	ITA	Glauco Solieri		ITA	ITA	ITA	13	12	2:13.785	4.106	0.817	156.6
4	32	Three Sixty Racing Team		ESP	ESP	Fernando Fortes		BRA	BRA	BRA	9	8	2:14.113	4.434	0.328	156.2
5	27	Three Sixty Racing Team		ESP	ESP	Marcio Mauro		BRA	BRA	BRA	12	12	2:17.028	7.349	2.915	152.9
6	190	Three Sixty Racing Team		ESP	ESP	Fernando Navarrete		ESP	ESP	ESP	11	8	2:19.858	10.179	2.830	149.8

Published at:.....

Track Temp: 16.3 °C Air Temp: 14.0 °C Humidity: 87 % Track Status: DRY

Stewards:	Race Director:	Timekeeper: Luis Angel Garcia Nunez JOB/I-0020-ESP
-----------	----------------	--





**Paul Ricard**  
**GT Cup Open Europe**  
**Qualifying - 2 Driver - 2**  
**Provisional Results by Category**



Paul Ricard 5.822 m

Cls	N°	Entrant/Team	Nat	Driver 1	Nat	Driver 2	Nat	Vehicle	Cat	Cls	Laps	Best	Time	Gap	Interval	Km/h		
<b>GT Open Cup Europe</b>																		
1	191	PROsport Racing		ROD	Rodrigue Gillion		BEL	Nico Verdonck		BEL	PROAM	1	6	5	2:09.669		161.6	
2	66	Vincenzo Sospiri Racing		ITA	Andrzej Lewandowski		POL		AM	1	14	13	2:09.679	0.010	0.010	161.6		
3	24	A&P Racing Team PTT Tech Support		POL	Maciej Blazek		POL	Mateusz Lisowski		POL	PROAM	2	7	7	2:10.482	0.813	0.803	160.6
4	100	Alda Motorsport		POL	Jakub Dwernicki		POL	Jan Antoszewski		POL	PROAM	3	13	9	2:11.605	1.936	1.123	159.2
5	28	J. Morcillo / E2P Racing		ESP	Dino Zamparelli		GBR	Jan Klingelberg		CHE	PROAM	4	12	11	2:12.836	3.167	1.231	157.7
6	126	Three Sixty Racing Team		AND	Albert Estragués		ESP		AM	2	12	12	2:12.968	3.299	0.132	157.6		
7	12	AKM Motorsport		SMR	Glauco Solieri		ITA		AM	3	13	12	2:13.785	4.116	0.817	156.6		
8	26	Q1 by EMG Motorsport		BEL	Maciej Darmetko		POL	Artur Janosz		POL	PROAM	5	13	12	2:13.872	4.203	0.087	156.5
9	32	Three Sixty Racing Team		AND	Fernando Fortes		BRA		AM	4	9	8	2:14.113	4.444	0.241	156.2		
10	27	Three Sixty Racing Team		AND	Marcio Mauro		BRA	Oscar Aristot		AND	AM	5	12	12	2:17.028	7.359	2.915	152.9
11	44	Eugenio Pisani		ITA	Eugenio Pisani		ITA	Stefano Bozzoni		ITA	PROAM	6	11	9	2:18.672	9.003	1.644	151.1
12	190	Three Sixty Racing Team		AND	Fernando Navarrete		ESP	Fernando Navarrete jr		ESP	AM	6	11	8	2:19.858	10.189	1.186	149.8

Published at:.....

Track Temp: 16.3 °C Air Temp: 14.0 °C Humidity: 87 % Track Status: DRY

Stewards:

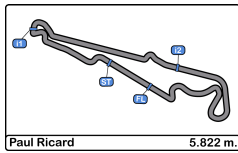
Race Director:

Timekeeper: Luis Angel Garcia Nuñez

JOB/I-0020-ESP







**Paul Ricard**  
**GT Cup Open Europe**  
**Qualifying - 2 Driver - 2**  
**Lap Analysis**

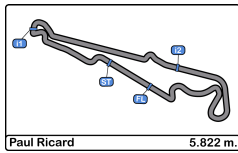


12							27								
1 Glauco Solieri Lamborghini Huracan Super Trofeo Evo							1 Marcio Mauro Porsche 911 GT3 Cup gen 2								
AM							AM								
2 AKM Motorsport							2 Oscar Aristot Three Sixty Racing Team								
Lap	D	Time	Sector 1	Sector 2	Sector 3	T. Spd	Elapsed	Lap	D	Time	Sector 1	Sector 2	Sector 3	T. Spd	Elapsed
1		9:03:33.300	9:01:35.200	55.123	1:02.977	109.7	9:03:33.300	1	2	9:03:42.952	9:01:47.496	50.618	1:04.838	102.7	9:03:42.952
2		2:59.878 P	43.462	46.681	1:29.735	229.7	9:06:33.178	2	2	4:52.307 P	41.063	51.109	3:20.135	226.8	9:08:35.259
3		8:32.074	6:40.092	48.260	1:03.722	94.9	9:15:05.252	3	2	2:55.100	1:04.812	46.792	1:03.496	108.3	9:11:30.359
4		2:18.223	38.489	42.848	56.886	234.2	9:17:23.475	4	2	2:29.396	41.956	45.210	1:02.230	226.8	9:13:59.755
5		2:17.071	38.272	41.808	56.991	233.7	9:19:40.546	5	2	2:29.547	41.491	44.542	1:03.514	227.8	9:16:29.302
6		2:15.916	37.959	41.154	56.803	234.7	9:21:56.462	6	2	2:24.598	40.563	43.543	1:00.492	229.2	9:18:53.900
7		2:16.246	37.913	41.115	57.218	234.7	9:24:12.708	7	2	2:26.434	40.699	43.489	1:02.246	230.2	9:21:20.334
8		2:15.456	37.519	41.193	56.744	233.7	9:26:28.164	8	2	2:21.745	39.646	42.895	59.204	231.7	9:23:42.079
9		2:14.820	37.420	40.792	56.608	232.7	9:28:42.984	9	2	2:19.815	39.247	42.103	58.465	231.2	9:26:01.894
10		2:13.823	37.103	40.538	56.182	234.2	9:30:56.807	10	2	4:39.754 P	39.548	42.169	3:18.037	230.7	9:30:41.648
11		2:16.495	36.833	41.552	58.110	234.7	9:33:13.302	11	2	2:37.532	56.986	42.047	58.499	127.2	9:33:19.180
12		2:13.785	37.250	40.002	56.533	233.2	9:35:27.087	12	2	2:17.028	38.176	41.257	57.595	229.2	9:35:36.208
13		2:47.686 P	40.584	43.926	1:23.176	200.0	9:38:14.773	13	2		40.178	43.834		228.3	

24							28								
1 Maciej Blazek Porsche 991 GT3 Cup gen 2							1 Dino Zamparelli Porsche 911 GT3 Cup gen 2								
PROAM							PROAM								
2 Mateusz Lisowski A&P Racing Team PTT Tech Support							2 Jan Klingenberg J. Morcillo / E2P Racing								
Lap	D	Time	Sector 1	Sector 2	Sector 3	T. Spd	Elapsed	Lap	D	Time	Sector 1	Sector 2	Sector 3	T. Spd	Elapsed
1	2	9:08:45.931 P			9:08:45.931		9:08:45.931	1	2	9:03:40.191	9:01:48.079	49.887	1:02.225	113.3	9:03:40.191
2	2	2:51.737	1:03.707	48.352	59.678	116.0	9:11:37.668	2	2	4:30.989 P	38.006	47.618	3:05.365	230.2	9:08:11.180
3	2	2:15.013	37.675	42.087	55.251	233.2	9:13:52.681	3	2	2:53.386	1:02.260	48.516	1:02.610	111.4	9:11:04.566
4	2	2:12.221	36.928	40.296	54.997	233.2	9:16:04.902	4	2	2:26.186	41.878	43.639	1:00.669	183.0	9:13:30.752
5	2	2:11.699	36.570	40.339	54.790	234.2	9:18:16.601	5	2	3:57.555 P	39.600	43.806	2:34.149	233.7	9:17:28.307
6	2	2:11.399	36.827	40.044	54.528	235.2	9:20:28.000	6	2	2:47.136	1:00.777	46.348	1:00.011	116.8	9:20:15.443
7	2	2:10.482	36.010	39.452	55.020	235.2	9:22:38.482	7	2	2:16.359	37.961	41.408	56.990	232.7	9:22:31.802
8	2		41.567	44.355		181.5		8	2	2:15.433	37.239	41.259	56.935	233.7	9:24:47.235
								9	2	2:14.345	37.350	40.665	56.330	233.7	9:27:01.580
								10	2	2:14.234	37.126	40.692	56.416	233.2	9:29:15.814
								11	2	2:12.836	36.673	39.890	56.273	234.2	9:31:28.650
								12	2	2:13.088	36.923	39.936	56.229	233.2	9:33:41.738
								13	2		39.353	40.525		231.2	

26							32								
1 Maciej Darmetko Porsche 911 GT3 Cup gen 2							1 Fernando Fortes Porsche 911 GT3 Cup gen 2								
PROAM							AM								
2 Artur Janosz Q1 by EMG Motorsport							2 Three Sixty Racing Team								
Lap	D	Time	Sector 1	Sector 2	Sector 3	T. Spd	Elapsed	Lap	D	Time	Sector 1	Sector 2	Sector 3	T. Spd	Elapsed
1	1	9:03:28.265	9:01:33.141	50.869	1:04.255	111.4	9:03:28.265	1		9:03:04.668	9:01:02.586	58.769	1:03.313	114.0	9:03:04.668
2	1	2:47.228 P	45.733	46.894	1:14.601	213.8	9:06:15.493	2		7:07.697 P	41.756	48.422	5:37.519	201.1	9:10:12.365
3	1	4:49.805	2:59.410	48.264	1:02.131	119.2	9:11:05.298	3		2:44.009	57.668	48.275	58.066	129.8	9:12:56.374
4	1	2:23.947	40.592	43.356	59.999	232.2	9:13:29.245	4		2:18.550	38.839	42.948	56.763	226.8	9:15:14.924
5	1	2:21.784	40.545	42.924	58.315	232.7	9:15:51.029	5		2:18.266	39.138	42.622	56.506	230.2	9:17:33.190
6	1	2:23.493	40.147	45.299	58.047	233.2	9:18:14.522	6		2:15.599	37.368	41.984	56.247	232.2	9:19:48.789
7	1	2:16.877	37.900	41.917	57.060	234.2	9:20:31.399	7		2:14.207	37.285	40.950	55.972	231.7	9:22:02.996
8	1	2:26.576 P	38.448	42.544	1:05.584	234.7	9:22:57.975	8		2:14.113	36.830	40.951	56.332	232.2	9:24:17.109
9	1	4:20.265	2:39.397	43.117	57.751	140.4	9:27:18.240	9		2:20.608	36.659	40.570	1:03.379	233.7	9:26:37.717
10	1	2:15.095	37.634	40.977	56.484	234.7	9:29:33.335								
11	1	2:16.954	39.698	40.497	56.759	234.7	9:31:50.289								
12	1	2:13.872	36.483	41.238	56.151	234.2	9:34:04.161								
13	1	2:29.664 P	39.713	42.652	1:07.299	217.7	9:36:33.825								



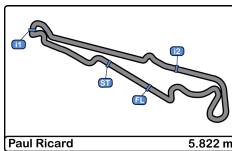


**Paul Ricard**  
**GT Cup Open Europe**  
**Qualifying - 2 Driver - 2**  
**Lap Analysis**



44							126								
1 Eugenio Pisani			Porsche 911 GT3 Cup gen 1				1 Albert Estragués			Transam Euro Ford Mustang 2018					
PROAM			Eugenio Pisani				AM			Three Sixty Racing Team					
Lap	D	Time	Sector 1	Sector 2	Sector 3	T. Spd	Elapsed	Lap	D	Time	Sector 1	Sector 2	Sector 3	T. Spd	Elapsed
1	2	9:06:46.912	P 9:04:01.530	1:10.248	1:35.134	53.5	9:06:46.912	1	9:08:56.889	P 9:05:42.499	56.431	2:17.959	68.1	9:08:56.889	
2	2	5:13.812	3:17.212	52.646	1:03.954	79.7	9:12:00.724	2	2:58.962	1:04.053	52.260	1:02.649	104.0	9:11:55.851	
3	2	2:32.009	42.861	46.467	1:02.681	230.7	9:14:32.733	3	2:26.754	41.140	44.940	1:00.674	211.7	9:14:22.605	
4	2	2:30.176	40.414	45.246	1:04.516	238.9	9:17:02.909	4	2:21.347	39.773	42.871	58.703	230.2	9:16:43.952	
5	2	2:24.907	39.262	44.599	1:01.046	237.3	9:19:27.816	5	2:18.333	38.807	41.633	57.893	236.8	9:19:02.285	
6	2	2:23.962	40.753	42.750	1:00.459	163.8	9:21:51.778	6	2:16.593	38.138	41.233	57.222	236.8	9:21:18.878	
7	2	2:29.021	P 39.027	43.823	1:06.171	236.3	9:24:20.799	7	2:15.771	37.631	41.039	57.101	236.8	9:23:34.649	
8	2	5:17.226	3:28.231	43.566	1:05.429	99.7	9:29:38.025	8	2:16.783	37.513	40.780	58.490	237.3	9:25:51.432	
9	2	<b>2:18.672</b>	38.369	<b>41.785</b>	<b>58.518</b>	233.2	9:31:56.697	9	2:16.084	37.333	40.790	57.961	236.8	9:28:07.516	
10	2	2:20.163	<b>38.361</b>	42.205	59.597	197.0	9:34:16.860	10	2:14.277	37.287	40.560	56.430	233.7	9:30:21.793	
11	2	2:46.590	P 44.431	49.379	1:12.780	224.5	9:37:03.450	11	2:13.336	36.763	<b>40.070</b>	56.503	236.3	9:32:35.129	
<b>66</b>							12								
1 Andrzej Lewandowski			Lamborghini Huracan Super Trofeo Evo				13			172.5					
AM			Vincenzo Sospiri Racing				190			1 Fernando Navarrete					
AM			Vincenzo Sospiri Racing				AM			2 Fernando Navarrete jr					
Lap	D	Time	Sector 1	Sector 2	Sector 3	T. Spd	Elapsed	Lap	D	Time	Sector 1	Sector 2	Sector 3	T. Spd	Elapsed
1	1	9:03:29.501	9:01:35.738	51.028	1:02.735	119.7	9:03:29.501	1	9:04:15.039		9:02:58.180	1:16.859	112.1	9:04:15.039	
2	1	5:23.143	P 45.870	46.593	3:50.680	229.2	9:08:52.644	2	3:04.910	P 49.264	56.794	1:18.852	143.4	9:07:19.949	
3	1	2:56.393	1:04.509	50.286	1:01.598	113.8	9:11:49.037	3	4:15.443	2:23.387	47.500	1:04.556	130.9	9:11:35.392	
4	1	2:22.976	41.274	44.034	57.668	232.2	9:14:12.013	4	2:28.573	41.309	45.071	1:02.193	235.2	9:14:03.965	
5	1	2:15.818	38.186	41.904	55.728	235.2	9:16:27.831	5	2:23.409	38.943	43.461	1:01.005	236.8	9:16:27.374	
6	1	2:15.084	38.435	41.472	55.177	236.3	9:18:42.915	6	2:23.035	40.063	43.045	<b>59.927</b>	236.3	9:18:50.409	
7	1	2:12.183	37.007	40.583	<b>54.593</b>	236.8	9:20:55.098	7	2:21.943	38.322	43.467	1:00.154	238.9	9:21:12.352	
8	1	2:12.821	37.168	39.914	55.739	236.3	9:23:07.919	8	2:19.858	<b>37.954</b>	<b>41.809</b>	1:00.095	238.9	9:23:32.210	
9	1	2:16.106	38.591	40.309	57.206	227.3	9:25:24.025	9	2:20.328	38.120	42.181	1:00.027	237.8	9:25:52.538	
10	1	2:11.333	36.543	39.700	55.090	236.3	9:27:35.358	10	3:08.479	P 49.163	55.787	1:23.529	188.1	9:29:01.017	
11	1	2:10.583	36.463	39.339	54.781	234.7	9:29:45.941	11	4:16.617	P 2:05.714	43.747	1:27.156	136.7	9:33:17.634	
12	1	2:10.829	36.166	39.797	54.866	235.2	9:31:56.770								
13	1	<b>2:09.679</b>	<b>35.786</b>	<b>38.913</b>	54.980	233.7	9:34:06.449								
14	1	3:49.095	P 38.781	42.960	2:27.354	214.2	9:37:55.544								
<b>100</b>							191								
1 Jakub Dwernicki			Porsche 911 GT3 Cup gen 2				PROAM			2 Rodrigue Gillion					
PROAM			Alda Motorsport				PROAM			2 Nico Verdonck					
PROAM			Alda Motorsport				PROAM			PROsport Racing					
Lap	D	Time	Sector 1	Sector 2	Sector 3	T. Spd	Elapsed	Lap	D	Time	Sector 1	Sector 2	Sector 3	T. Spd	Elapsed
1	2	9:02:55.030	9:01:07.650	47.975	59.405	124.8	9:02:55.030	1	9:18:35.810	P 9:01:44.535	48.472	16:02.803	115.3	9:18:35.810	
2	2	2:32.357	P 40.041	43.943	1:08.373	232.7	9:05:27.387	2	2:50.848	1:03.046	47.800	1:00.002	101.2	9:21:26.658	
3	2	5:05.870	3:24.945	44.723	56.202	141.5	9:10:33.257	3	<del>2:42.995</del>	36.695	40.523	55.777	237.8	9:23:39.653	
4	2	2:15.171	38.017	41.918	55.236	233.7	9:12:48.428	4	2:10.757	36.020	39.606	55.131	239.4	9:25:50.410	
5	2	2:14.433	37.396	41.484	55.553	234.7	9:15:02.861	5	<b>2:09.669</b>	35.676	<b>39.408</b>	<b>54.585</b>	237.8	9:28:00.079	
6	2	2:13.221	37.052	41.315	<b>54.854</b>	235.2	9:17:16.082	6	2:10.513	<b>35.562</b>	39.609	55.342	238.4	9:30:10.592	
7	2	2:12.740	36.869	40.855	55.016	236.3	9:19:28.822	7		35.823	39.464		237.8		
8	2	2:12.247	36.611	40.618	55.018	235.8	9:21:41.069								
9	2	<b>2:11.605</b>	36.641	39.899	55.065	235.8	9:23:52.674								
10	2	2:13.577	36.274	41.986	55.317	235.8	9:26:06.251								
11	2	2:12.897	36.453	41.006	55.438	236.8	9:28:19.148								
12	2	2:12.580	<b>36.116</b>	<b>39.877</b>	56.587	236.3	9:30:31.728								
13	2	2:32.394	P 45.722	40.062	1:06.610	236.3	9:33:04.122								



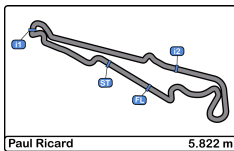


**Paul Ricard**  
**GT Cup Open Europe**  
**Qualifying - 2 Driver - 2**  
**Best Sectors Results**



Sector - 1				Sector - 2				Sector - 3				Ideal Lap vs Best Lap				
Clas	Nº	Driver	Time	Nº	Driver	Time	Nº	Driver	Time	Clas	Nº	Driver	Ideal Lap	Best Lap	Clas	
1	191	Gillion - Verdonck	35.562	66	Andrzej Lewandowski	38.913	24	Blazek - Lisowski	54.528	1	66	Andrzej Lewandowski	2:09.292	2:09.679	2	
2	66	Andrzej Lewandowski	35.786	191	Gillion - Verdonck	39.408	191	Gillion - Verdonck	54.585	2	191	Gillion - Verdonck	2:09.555	2:09.669	1	
3	24	Blazek - Lisowski	36.010	24	Blazek - Lisowski	39.452	66	Andrzej Lewandowski	54.593	3	24	Blazek - Lisowski	2:09.990	2:10.482	3	
4	100	Dwernicki - Antoszewski	36.116	100	Dwernicki - Antoszewski	39.877	100	Dwernicki - Antoszewski	54.854	4	100	Dwernicki - Antoszewski	2:10.847	2:11.605	4	
5	26	Darmetko - Janosz	36.483	28	Zamparelli - Klingelberg	39.890	32	Fernando Fortes	55.972	5	28	Zamparelli - Klingelberg	2:12.792	2:12.836	5	
6	32	Fernando Fortes	36.659	12	Glauco Solieri	40.002	126	Albert Estragués	56.088	6	126	Albert Estragués	2:12.837	2:12.968	6	
7	28	Zamparelli - Klingelberg	36.673	126	Albert Estragués	40.070	26	Darmetko - Janosz	56.151	7	12	Glauco Solieri	2:13.017	2:13.785	7	
8	126	Albert Estragués	36.679	26	Darmetko - Janosz	40.497	12	Glauco Solieri	56.182	8	26	Darmetko - Janosz	2:13.131	2:13.872	8	
9	12	Glauco Solieri	36.833	32	Fernando Fortes	40.570	28	Zamparelli - Klingelberg	56.229	9	32	Fernando Fortes	2:13.201	2:14.113	9	
10	190	Navarrete - Navarrete jr	37.954	27	Mauro - Aristot	41.257	27	Mauro - Aristot	57.595	10	27	Mauro - Aristot	2:17.028	2:17.028	10	
11	27	Mauro - Aristot	38.176	44	Pisani - Bozzoni	41.785	44	Pisani - Bozzoni	58.518	11	44	Pisani - Bozzoni	2:18.664	2:18.672	11	
12	44	Pisani - Bozzoni	38.361	190	Navarrete - Navarrete jr	41.809	190	Navarrete - Navarrete jr	59.927	12	190	Navarrete - Navarrete jr	2:19.690	2:19.858	12	



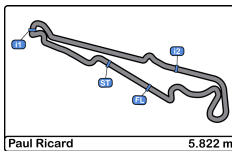


**Paul Ricard**  
**GT Cup Open Europe**  
**Qualifying - 2 Driver - 2**  
**Best 5 Lap Times**



Cl	N°	Entrant/Team	Nat	Driver 1	Nat	Status	Driver 2	Nat	Status	Vehicle	Cat	Cl	Best 1		Best 2		Best 3		Best 4		Best 5	
													Time	Lap	Time	Lap	Time	Lap	Time	Lap	Time	Lap
1	191	PROsport Racing	DEU	Rodrigue Gillion	BEL		Nico Verdonck	BEL		Aston Martin Vantage	PROAM	1	<b>2:09.669</b>	5	2:10.513	6	2:10.757	4	2:50.848	2		
2	66	Vincenzo Sospiri Racing	ITA	Andrzej Lewandowski	POL					Lamborghini Huracan Super Trofeo	AM	1	<b>2:09.679</b>	13	2:10.583	11	2:10.829	12	2:11.333	10	2:12.183	7
3	24	A&P Racing Team PTT Tech Support	POL	Maciej Blazek	POL		Mateusz Lisowski	POL		Porsche 991 GT3 Cup gen 2	PROAM	2	<b>2:10.482</b>	7	2:11.399	6	2:11.699	5	2:12.221	4	2:15.013	3
4	100	Alda Motorsport	POL	Jakub Dwernicki	POL		Jan Antoszewski	POL		Porsche 911 GT3 Cup gen 2	PROAM	3	<b>2:11.605</b>	9	2:12.247	8	2:12.580	12	2:12.740	7	2:12.897	11
5	28	J. Morcillo / E2P Racing	ESP	Dino Zamparelli	GBR		Jan Klingenberg	CHE		Porsche 911 GT3 Cup gen 2	PROAM	4	<b>2:12.836</b>	11	2:13.088	12	2:14.234	10	2:14.345	9	2:15.433	8
6	126	Three Sixty Racing Team	AND	Albert Estragués	ESP					Transam Euro Ford Mustang 2018	AM	2	<b>2:12.968</b>	12	2:13.336	11	2:14.277	10	2:15.771	7	2:16.084	9
7	12	AKM Motorsport	SAR	Glauco Solieri	ITA					Lamborghini Huracan Super Trofeo	AM	3	<b>2:13.785</b>	12	2:13.823	10	2:14.820	9	2:15.456	8	2:15.916	6
8	26	Q1 by EMG Motorsport	BEL	Maciej Darmetko	POL		Artur Janosz	POL		Porsche 911 GT3 Cup gen 2	PROAM	5	<b>2:13.872</b>	12	2:15.095	10	2:16.877	7	2:16.954	11	2:21.784	5
9	32	Three Sixty Racing Team	AND	Fernando Fortes	BRA					Porsche 911 GT3 Cup gen 2	AM	4	<b>2:14.113</b>	8	2:14.207	7	2:15.599	6	2:18.266	5	2:18.550	4
10	27	Three Sixty Racing Team	AND	Marcio Mauro	BRA		Oscar Aristot	AND		Porsche 911 GT3 Cup gen 2	AM	5	<b>2:17.028</b>	12	2:19.815	9	2:21.745	8	2:24.598	6	2:26.434	7
11	44	Eugenio Pisani	ITA	Eugenio Pisani	ITA		Stefano Bozzoni	ITA		Porsche 911 GT3 Cup gen 1	PROAM	6	<b>2:18.672</b>	9	2:20.163	10	2:23.962	6	2:24.907	5	2:29.021	7
12	190	Three Sixty Racing Team	AND	Fernando Navarrete	ESP		Fernando Navarrete jr	ESP		Porsche 911 GT3 Cup gen 1	AM	6	<b>2:19.858</b>	8	2:20.328	9	2:21.943	7	2:23.035	6	2:23.409	5





**Paul Ricard**  
**GT Cup Open Europe**  
**Qualifying - 2 Driver - 2**  
**Best 5 Top Speeds**



Paul Ricard 5.822 m.

Cl	N°	Entrant/Team	Nat	Driver 1	Nat	Driver 2	Nat	Vehicle	Cat	Cl	Top 1		Top 2		Top 3		Top 4		Top 5		Avg
											Km/h	Lap	Km/h	Lap	Km/h	Lap	Km/h	Lap	Km/h	Lap	
1	191	PROsport Racing	DEU	Rodrigue Gillion	BEL	Nico Verdonck	BEL	Aston Martin Vantage	PROAM	1	239.4	4	238.4	6	237.8	3	237.8	5	237.8	7	238.3
2	44	Eugenio Pisani	ITA	Eugenio Pisani	ITA	Stefano Bozzoni	ITA	Porsche 911 GT3 Cup gen 1	PROAM	2	238.9	4	237.3	5	236.3	7	233.2	9	230.7	3	235.3
3	190	Three Sixty Racing Team	AND	Fernando Navarrete	ESP	Fernando Navarrete jr	ESP	Porsche 911 GT3 Cup gen 1	AM	1	238.9	7	238.9	8	237.8	9	236.8	5	236.3	6	237.7
4	126	Three Sixty Racing Team	AND	Albert Estragués	ESP			Transam Euro Ford Mustang 2018	AM	2	237.3	8	236.8	5	236.8	6	236.8	7	236.8	9	236.9
5	66	Vincenzo Sospiri Racing	ITA	Andrzej Lewandowski	POL			Lamborghini Huracan Super Trofeo	AM	3	236.8	7	236.3	6	236.3	8	236.3	10	235.2	5	236.2
6	100	Alda Motorsport	POL	Jakub Dwernicki	POL	Jan Antoszewski	POL	Porsche 911 GT3 Cup gen 2	PROAM	3	236.8	11	236.3	7	236.3	12	236.3	13	235.8	8	236.3
7	24	A&P Racing Team PTT Tech Support	POL	Maciej Blazek	POL	Mateusz Lisowski	POL	Porsche 991 GT3 Cup gen 2	PROAM	4	235.2	6	235.2	7	234.2	5	233.2	3	233.2	4	234.2
8	12	AKM Motorsport	SMR	Glauco Solieri	ITA			Lamborghini Huracan Super Trofeo	AM	4	234.7	6	234.7	7	234.7	11	234.2	4	234.2	10	234.5
9	26	Q1 by EMG Motorsport	BEL	Maciej Darmetko	POL	Artur Janosz	POL	Porsche 911 GT3 Cup gen 2	PROAM	5	234.7	8	234.7	10	234.7	11	234.2	7	234.2	12	234.5
10	28	J. Morcillo / E2P Racing	ESP	Dino Zamparelli	GBR	Jan Klingelberg	CHE	Porsche 911 GT3 Cup gen 2	PROAM	6	234.2	11	233.7	5	233.7	8	233.7	9	233.2	10	233.7
11	32	Three Sixty Racing Team	AND	Fernando Fortes	BRA			Porsche 911 GT3 Cup gen 2	AM	5	233.7	9	232.2	6	232.2	8	231.7	7	230.2	5	232.0
12	27	Three Sixty Racing Team	AND	Marcio Mauro	BRA	Oscar Aristot	AND	Porsche 911 GT3 Cup gen 2	AM	6	231.7	8	231.2	9	230.7	10	230.2	7	229.2	6	230.6



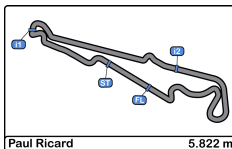


**Paul Ricard**  
**GT Cup Open Europe**  
**Qualifying - 2 Driver - 2**  
**Fastest Laps Sequence**



Lap	Time of Day	Session Time	N°	Entrant/Team	Nat	Driver 1	Nat	Driver 2	Nat	Vehicle	Cat	Time	Km/h
2	9:08:11.180	8:11.180	28	J. Morcillo / E2P Racing		Dino Zamparelli		Jan Klingenberg		Porsche 911 GT3 Cup gen 2	PROAM	4:30.989	77.3
3	9:11:04.566	11:04.566	28	J. Morcillo / E2P Racing		Dino Zamparelli		Jan Klingenberg		Porsche 911 GT3 Cup gen 2	PROAM	2:53.386	120.8
2	9:11:37.668	11:37.668	24	A&P Racing Team PTT Tech Support		Maciej Blazek		Mateusz Lisowski		Porsche 991 GT3 Cup gen 2	PROAM	2:51.737	122.0
4	9:12:48.428	12:48.428	100	Alda Motorsport		Jakub Dwernicki		Jan Antoszewski		Porsche 911 GT3 Cup gen 2	PROAM	2:15.171	155.0
3	9:13:52.681	13:52.681	24	A&P Racing Team PTT Tech Support		Maciej Blazek		Mateusz Lisowski		Porsche 991 GT3 Cup gen 2	PROAM	2:15.013	155.2
5	9:15:02.861	15:02.861	100	Alda Motorsport		Jakub Dwernicki		Jan Antoszewski		Porsche 911 GT3 Cup gen 2	PROAM	2:14.433	155.9
4	9:16:04.902	16:04.902	24	A&P Racing Team PTT Tech Support		Maciej Blazek		Mateusz Lisowski		Porsche 991 GT3 Cup gen 2	PROAM	2:12.221	158.5
5	9:18:16.601	18:16.601	24	A&P Racing Team PTT Tech Support		Maciej Blazek		Mateusz Lisowski		Porsche 991 GT3 Cup gen 2	PROAM	2:11.699	159.1
6	9:20:28.000	20:28.000	24	A&P Racing Team PTT Tech Support		Maciej Blazek		Mateusz Lisowski		Porsche 991 GT3 Cup gen 2	PROAM	2:11.399	159.5
7	9:22:38.482	22:38.482	24	A&P Racing Team PTT Tech Support		Maciej Blazek		Mateusz Lisowski		Porsche 991 GT3 Cup gen 2	PROAM	2:10.482	160.6
5	9:28:00.079	28:00.079	191	PROsport Racing		Rodrigue Gillion		Nico Verdonck		Aston Martin Vantage	PROAM	2:09.669	161.6



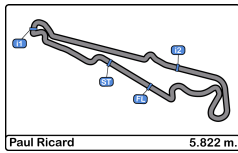


**Paul Ricard**  
**GT Cup Open Europe**  
**Qualifying - 2 Driver - 2**  
**Event Best Maximum Speed**



N°	Entrant/Team	Nat	Driver 1	Nat	Driver 2	Nat	Vehicle	Cat	Km/h	Session
190	Three Sixty Racing Team	ESP	Fernando Navarrete	ESP	Fernando Navarrete jr	ESP	Porsche 911 GT3 Cup gen 1	AM	241.0	Race - 1
27	Three Sixty Racing Team	AND	Marcio Mauro	BRA	Oscar Aristot	AND	Porsche 911 GT3 Cup gen 2	AM	240.5	Free Practice - 1
191	PROsport Racing	DEU	Rodrigue Gillion	BEL	Nico Verdonck	BEL	Aston Martin Vantage	PROAM	239.4	Qualifying - 2 Driver - 2
44	Eugenio Pisani	ITA	Eugenio Pisani	ITA	Stefano Bozzoni	ITA	Porsche 911 GT3 Cup gen 1	PROAM	238.9	Qualifying - 2 Driver - 2
126	Three Sixty Racing Team	AND	Albert Estragués	ESP			Transam Euro Ford Mustang 2018	AM	237.3	Qualifying - 2 Driver - 2
66	Vincenzo Sospiri Racing	ITA	Andrzej Lewandowski	POL			Lamborghini Huracan Super Trofeo Evo	AM	236.8	Race - 1
100	Alda Motorsport	POL	Jakub Dwernicki	POL	Jan Antoszewski	POL	Porsche 911 GT3 Cup gen 2	PROAM	236.8	Qualifying - 2 Driver - 2
26	Q1 by EMG Motorsport	BEL	Maciej Darmetko	POL	Artur Janosz	POL	Porsche 911 GT3 Cup gen 2	PROAM	235.8	Race - 1
12	AKM Motorsport	SMR	Glauco Solieri	ITA			Lamborghini Huracan Super Trofeo Evo	AM	235.8	Race - 1
24	A&P Racing Team PTT Tech Support	POL	Maciej Blazek	POL	Mateusz Lisowski	POL	Porsche 991 GT3 Cup gen 2	PROAM	235.2	Qualifying - 2 Driver - 2
28	J. Morcillo / E2P Racing	ESP	Dino Zamparelli	GBR	Jan Klingelberg	CHE	Porsche 911 GT3 Cup gen 2	PROAM	234.2	Qualifying - 2 Driver - 2
32	Three Sixty Racing Team	AND	Fernando Fortes	BRA			Porsche 911 GT3 Cup gen 2	AM	233.7	Qualifying - 2 Driver - 2





**Paul Ricard**  
**GT Cup Open Europe**  
**Qualifying - 2 Driver - 2**  
**Pit Stop Analysis**



**12**      Glauco Solieri      AM      AKM Motorsport  
 Lamborghini Huracan Super Trofeo Evo

Nr.	In Day Time	In Time	Out Time	Pit Time	T. Pit Time	Handicap	Penalty
1	9:06:17.619	9:06:17.619	9:12:28.069	6:10.450	6:10.450		

**26**      Maciej Darmetko      PROAM      Q1 by EMG Motorsport  
 Artur Janosz      Porsche 911 GT3 Cup gen 2

Nr.	In Day Time	In Time	Out Time	Pit Time	T. Pit Time	Handicap	Penalty
1	9:06:06.914	9:06:06.914	9:08:34.419	2:27.505	2:27.505		
2	9:22:49.437	9:22:49.437	9:25:00.567	2:11.130	4:38.635		

**27**      Marcio Mauro      AM      Three Sixty Racing Team  
 Oscar Aristot      Porsche 911 GT3 Cup gen 2

Nr.	In Day Time	In Time	Out Time	Pit Time	T. Pit Time	Handicap	Penalty
1	9:06:27.881	9:06:27.881	9:08:56.920	2:29.039	2:29.039		
2	9:28:26.757	9:28:26.757	9:30:59.104	2:32.347	5:01.386		

**28**      Dino Zamparelli      PROAM      J. Morcillo / E2P Racing  
 Jan Klingelberg      Porsche 911 GT3 Cup gen 2

Nr.	In Day Time	In Time	Out Time	Pit Time	T. Pit Time	Handicap	Penalty
1	9:06:19.627	9:06:19.627	9:08:32.432	2:12.805	2:12.805		
2	9:15:55.828	9:15:55.828	9:17:46.894	1:51.066	4:03.871		

**32**      Fernando Fortes      AM      Three Sixty Racing Team  
 Porsche 911 GT3 Cup gen 2

Nr.	In Day Time	In Time	Out Time	Pit Time	T. Pit Time	Handicap	Penalty
1	9:05:42.703	9:05:42.703	9:10:29.949	4:47.246	4:47.246		

**44**      Eugenio Pisani      PROAM      Eugenio Pisani  
 Stefano Bozzoni      Porsche 911 GT3 Cup gen 1

Nr.	In Day Time	In Time	Out Time	Pit Time	T. Pit Time	Handicap	Penalty
1	9:06:30.971	9:06:30.971	9:09:18.445	2:47.474	2:47.474		
2	9:24:12.519	9:24:12.519	9:27:03.828	2:51.309	5:38.783		

**66**      Andrzej Lewandowski      AM      Vincenzo Sospiri Racing  
 Lamborghini Huracan Super Trofeo Evo

Nr.	In Day Time	In Time	Out Time	Pit Time	T. Pit Time	Handicap	Penalty
1	9:06:14.294	9:06:14.294	9:09:11.504	2:57.210	2:57.210		

**100**      Jakub Dwernicki      PROAM      Alda Motorsport  
 Jan Antoszewski      Porsche 911 GT3 Cup gen 2

Nr.	In Day Time	In Time	Out Time	Pit Time	T. Pit Time	Handicap	Penalty
1	9:05:18.405	9:05:18.405	9:08:14.674	2:56.269	2:56.269		

**126**      Albert Estragués      AM      Three Sixty Racing Team  
 Transam Euro Ford Mustang 2018

Nr.	In Day Time	In Time	Out Time	Pit Time	T. Pit Time	Handicap	Penalty
1	9:07:46.251	9:07:46.251	9:09:15.086	1:28.835	1:28.835		

**190**      Fernando Navarrete      AM      Three Sixty Racing Team  
 Fernando Navarrete jr      Porsche 911 GT3 Cup gen 1

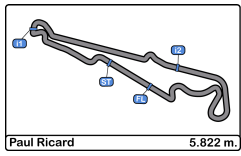
Nr.	In Day Time	In Time	Out Time	Pit Time	T. Pit Time	Handicap	Penalty
1	9:07:11.048	9:07:11.048	9:09:02.914	1:51.866	1:51.866		
2	9:28:50.560	9:28:50.560	9:30:27.619	1:37.059	3:28.925		

**191**      Rodrigue Gillion      PROAM      PROsport Racing  
 Nico Verdonck      Aston Martin Vantage

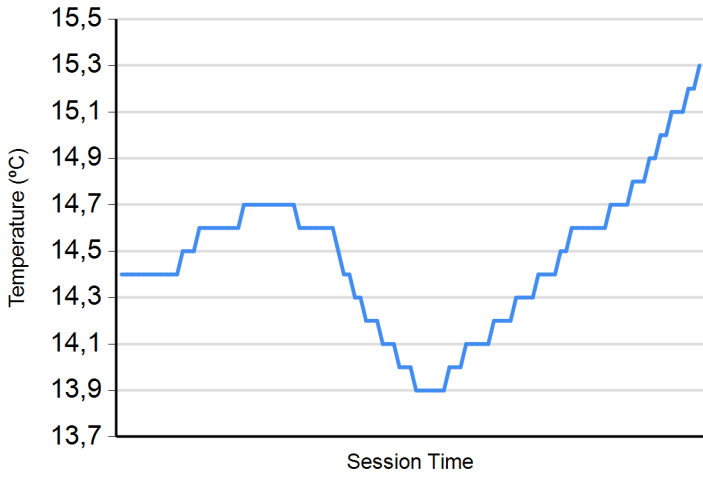
Nr.	In Day Time	In Time	Out Time	Pit Time	T. Pit Time	Handicap	Penalty
1	9:03:39.265	9:03:39.265	9:18:56.182	15:16.917	15:16.917		



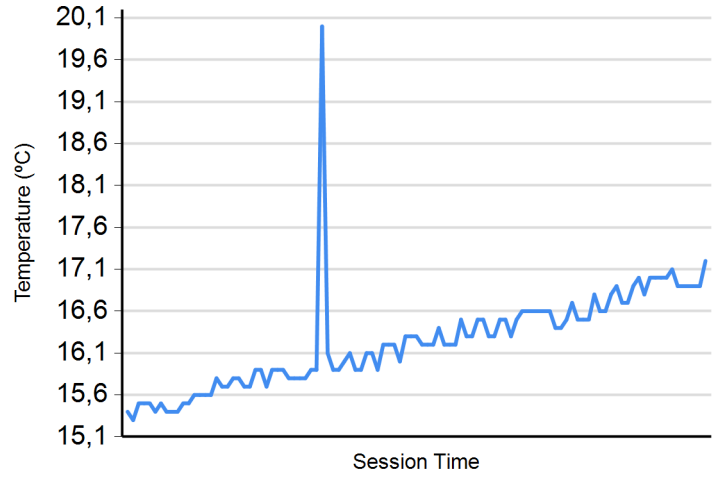




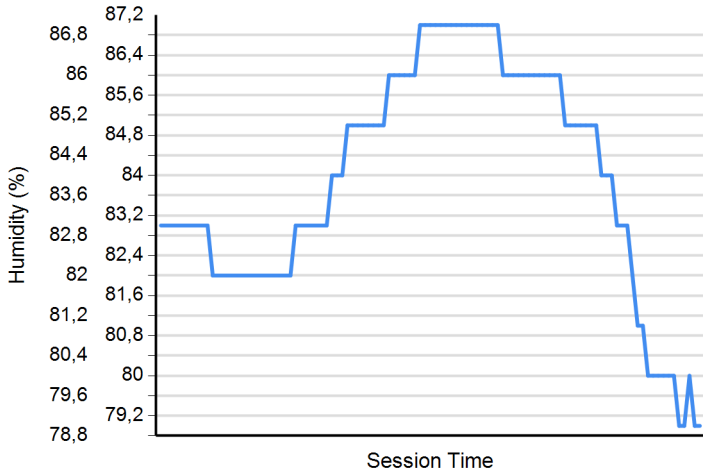
**Air Temperature**



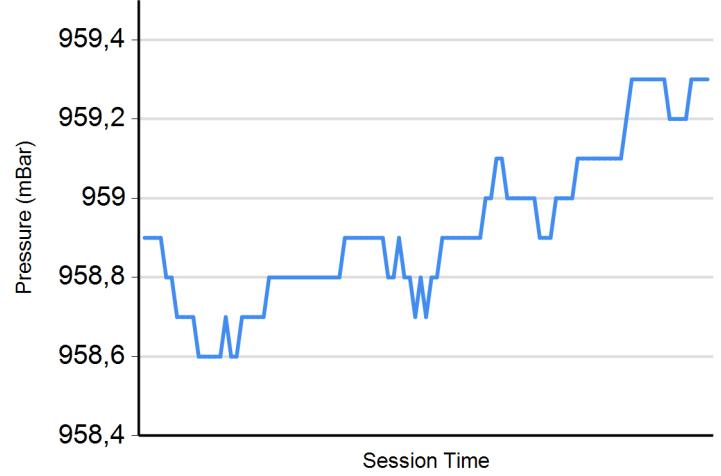
**Track Temperature**



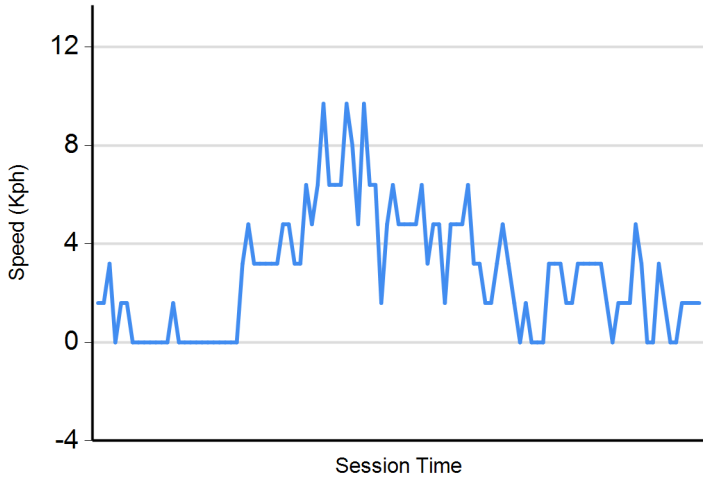
**Humidity**



**Pressure**

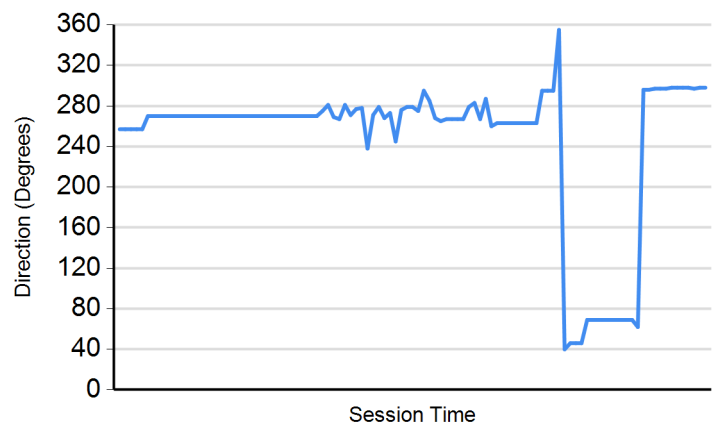


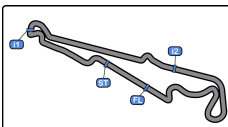
**Wind Speed**



**Wind direction**

North = 0°/360° Est = 90° South = 180° West = 270°





**Paul Ricard**  
**GT Cup Open Europe**  
**Race - 2**



**Provisional Results**

Paul Ricard 5.822 m

Cls	N°	Entrant/Team	Nat	Driver 1	Nat	Driver 2	Nat	Vehicle	Cat	Cl	Laps	Total Time	Gap	Interval	Km/h	Best	Time	Km/h	
1	66	Vincenzo Sospiri Racing	ITA	Andrzej Lewandowski	POL			Lamborghini Huracan Super Trofeo Evo	AM	1	28	<b>1:02:41.695</b>			156.0	8	2:10.234	160.9	
2	191	PROsport Racing	DEU	Rodrigue Gillion	BEL	Nico Verdonck	BEL	Aston Martin Vantage	PROAM	1	28	<b>1:02:58.213</b>	16.518	16.518	155.3	4	2:09.773	161.5	
3	26	Q1 by EMG Motorsport	BEL	Maciej Darmetko	POL	Artur Janosz	POL	Porsche 911 GT3 Cup gen 2	PROAM	2	28	<b>1:03:05.572</b>	23.877	7.359	155.0	21	2:10.563	160.5	
4	24	A&P Racing Team PTT Tech Support	POL	Maciej Blazek	POL	Mateusz Lisowski	POL	Porsche 991 GT3 Cup gen 2	PROAM	3	27	<b>1:01:11.102</b>	1 Lap	1 Lap	154.1	4	2:09.860	161.3	
5	12	AKM Motorsport	SMR	Glauco Solieri	ITA			Lamborghini Huracan Super Trofeo Evo	AM	2	27	<b>1:01:40.138</b>	1 Lap	29.036	152.9	22	2:11.906	158.8	
6	28	J. Morcillo / E2P Racing	ESP	Dino Zamparelli	GBR	Jan Klingelberg	CHE	Porsche 911 GT3 Cup gen 2	PROAM	4	27	<b>1:01:40.320</b>	1 Lap	0.182	152.9	21	2:10.702	160.3	
7	32	Three Sixty Racing Team	AND	Fernando Fortes	BRA			Porsche 911 GT3 Cup gen 2	AM	3	27	<b>1:01:45.502</b>	1 Lap	5.182	152.7	18	2:13.399	157.1	
8	100	Alda Motorsport	POL	Jakub Dwernicki	POL	Jan Antoszewski	POL	Porsche 911 GT3 Cup gen 2	PROAM	5	27	<b>1:01:54.200</b>	1 Lap	8.698	152.3	2	2:11.165	159.7	
9	44	Eugenio Pisani	ITA	Eugenio Pisani	ITA	Stefano Bozzoni	ITA	Porsche 911 GT3 Cup gen 1	PROAM	6	27	<b>1:01:57.693</b>	1 Lap	3.493	152.2	15	2:09.398	161.9	
10	190	Three Sixty Racing Team	AND	Fernando Navarrete	ESP	Fernando Navarrete jr	ESP	Porsche 911 GT3 Cup gen 1	AM	4	27	<b>1:02:20.903</b>	1 Lap	23.210	151.2	15	2:10.783	160.2	
11	27	Three Sixty Racing Team	AND	Marcio Mauro	BRA	Oscar Aristot	AND	Porsche 911 GT3 Cup gen 2	AM	5	26	<b>1:02:02.164</b>	2 Laps	1 Lap	146.4	21	2:15.440	154.7	
<b>Not classified: (Requirements: 75% of number laps of leader = 21 Laps)</b>																			
126	Three Sixty Racing Team	AND	Albert Estragués	ESP				Transam Euro Ford Mustang 2018	AM	6	9	<b>20:09.108</b>	19 Laps	17 Laps	156.0	7	2:12.815	157.8	

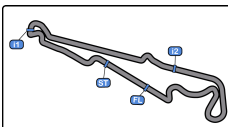
**Fastest lap Pisani - Bozzoni in 2:09.398 at 161.9 Km/h in lap 15**

Published at:.....

Air Temp: **26.5 °C** Temp. Aire: **18.7 °C** Humidity: **68 %** Track Status: **DRY**

<b>Stewards:</b>	<b>Race Director:</b>	<b>Timekeeper:</b> Luis Angel Garcia Nuñez <i>[Signature]</i> JOB/I-0020-ESP
------------------	-----------------------	--





**Paul Ricard**  
**GT Cup Open Europe**  
**Race - 2**



**Provisional Results by Class**

Paul Ricard 5.822 m

Cls	Nº	Entrant/Team	Nat	Driver 1	Nat	Driver 2	Nat	Vehicle	Cat	Cl	Laps	Total Time	Gap	Interval	Km/h	Best	Time	Km/h	
<b>AM</b>																			
1	66	Vincenzo Sospiri Racing	ITA	Andrzej Lewandowski	POL			Lamborghini Huracan Super Trofeo Evo	AM	1	28	1:02:41.695			156.0	8	2:10.234	160.9	
2	12	AKM Motorsport	SMR	Glauco Solieri	ITA			Lamborghini Huracan Super Trofeo Evo	AM	2	27	1:01:40.138	1 Lap	1 Lap	152.9	22	2:11.906	158.8	
3	32	Three Sixty Racing Team	AND	Fernando Fortes	BRA			Porsche 911 GT3 Cup gen 2	AM	3	27	1:01:45.502	1 Lap	5.364	152.7	18	2:13.399	157.1	
4	190	Three Sixty Racing Team	AND	Fernando Navarrete	ESP	Fernando Navarrete jr	ESP	Porsche 911 GT3 Cup gen 1	AM	4	27	1:02:20.903	1 Lap	35.401	151.2	15	2:10.783	160.2	
5	27	Three Sixty Racing Team	AND	Marcio Mauro	BRA	Oscar Aristot	AND	Porsche 911 GT3 Cup gen 2	AM	5	26	1:02:02.164	2 Laps	1 Lap	146.4	21	2:15.440	154.7	
<b>Not classified: (Requirements: 75% of number laps of leader = 21 Laps)</b>																			
126		Three Sixty Racing Team	AND	Albert Estragués	ESP			Transam Euro Ford Mustang 2018	AM	6	9	20:09.108	19 Laps	17 Laps	156.0	7	2:12.815	157.8	

<b>PROAM</b>																			
1	191	PROsport Racing	DEU	Rodrigue Gillion	BEL	Nico Verdonck	BEL	Aston Martin Vantage	PROAM	1	28	1:02:58.213			155.3	4	2:09.773	161.5	
2	26	Q1 by EMG Motorsport	BEL	Maciej Darmetko	POL	Artur Janosz	POL	Porsche 911 GT3 Cup gen 2	PROAM	2	28	1:03:05.572	7.359	7.359	155.0	21	2:10.563	160.5	
3	24	A&P Racing Team PTT Tech Support	POL	Maciej Blazek	POL	Mateusz Lisowski	POL	Porsche 991 GT3 Cup gen 2	PROAM	3	27	1:01:11.102	1 Lap	1 Lap	154.1	4	2:09.860	161.3	
4	28	J. Morcillo / E2P Racing	ESP	Dino Zamparelli	GBR	Jan Klingenberg	DEU	Porsche 911 GT3 Cup gen 2	PROAM	4	27	1:01:40.320	1 Lap	29.218	152.9	21	2:10.702	160.3	
5	100	Alda Motorsport	POL	Jakub Dwernicki	POL	Jan Antoszewski	POL	Porsche 911 GT3 Cup gen 2	PROAM	5	27	1:01:54.200	1 Lap	13.880	152.3	2	2:11.165	159.7	
6	44	Eugenio Pisani	ITA	Eugenio Pisani	ITA	Stefano Bozzoni	ITA	Porsche 911 GT3 Cup gen 1	PROAM	6	27	1:01:57.693	1 Lap	3.493	152.2	15	2:09.398	161.9	

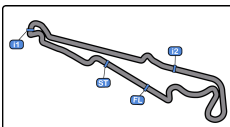
**Fastest lap Pisani - Bozzoni in 2:09.398 at 161.9 Km/h in lap 15**

Published at:.....

Air Temp: **26.5 °C** Temp. Aire: **18.7 °C** Humidity: **68 %** Track Status: **DRY**

<b>Stewards:</b>	<b>Race Director:</b>	<b>Timekeeper:</b> Luis Angel Garcia Nuñez <i>[Signature]</i> JOB/I-0020-ESP
------------------	-----------------------	--





**Paul Ricard**  
**GT Cup Open Europe**  
**Race - 2**



**Provisional Results by Category**

Paul Ricard 5.822 m.

Cls	N°	Entrant/Team	Nat	Driver 1	Nat	Driver 2	Nat	Vehicle	Cat	Cl	Laps	Total Time	Gap	Interval	Km/h	Best	Time	Km/h	
<b>GT Open Cup Europe</b>																			
1	66	Vincenzo Sospiri Racing	ITA	Andrzej Lewandowski	POL			Lamborghini Huracan Super Trofeo Evo	AM	1	28	<b>1:02:41.695</b>			156.0	8	2:10.234	160.9	
2	191	PROsport Racing	DEU	Rodrigue Gillion	BEL	Nico Verdonck	BEL	Aston Martin Vantage	PROAM	1	28	<b>1:02:58.213</b>	16.518	16.518	155.3	4	2:09.773	161.5	
3	26	Q1 by EMG Motorsport	BEL	Maciej Darmetko	POL	Artur Janosz	POL	Porsche 911 GT3 Cup gen 2	PROAM	2	28	<b>1:03:05.572</b>	23.877	7.359	155.0	21	2:10.563	160.5	
4	24	A&P Racing Team PTT Tech Support	POL	Maciej Blazek	POL	Mateusz Lisowski	POL	Porsche 991 GT3 Cup gen 2	PROAM	3	27	<b>1:01:11.102</b>	1 Lap	1 Lap	154.1	4	2:09.860	161.3	
5	12	AKM Motorsport	ITA	Glauco Solieri	ITA			Lamborghini Huracan Super Trofeo Evo	AM	2	27	<b>1:01:40.138</b>	1 Lap	29.036	152.9	22	2:11.906	158.8	
6	28	J. Morcillo / E2P Racing	ESP	Dino Zamparelli	GBR	Jan Klingelberg	CHE	Porsche 911 GT3 Cup gen 2	PROAM	4	27	<b>1:01:40.320</b>	1 Lap	0.182	152.9	21	2:10.702	160.3	
7	32	Three Sixty Racing Team	AND	Fernando Fortes	BRA			Porsche 911 GT3 Cup gen 2	AM	3	27	<b>1:01:45.502</b>	1 Lap	5.182	152.7	18	2:13.399	157.1	
8	100	Alda Motorsport	POL	Jakub Dwernicki	POL	Jan Antoszewski	POL	Porsche 911 GT3 Cup gen 2	PROAM	5	27	<b>1:01:54.200</b>	1 Lap	8.698	152.3	2	2:11.165	159.7	
9	44	Eugenio Pisani	ITA	Eugenio Pisani	ITA	Stefano Bozzoni	ITA	Porsche 911 GT3 Cup gen 1	PROAM	6	27	<b>1:01:57.693</b>	1 Lap	3.493	152.2	15	2:09.398	161.9	
10	190	Three Sixty Racing Team	AND	Fernando Navarrete	ESP	Fernando Navarrete jr	ESP	Porsche 911 GT3 Cup gen 1	AM	4	27	<b>1:02:20.903</b>	1 Lap	23.210	151.2	15	2:10.783	160.2	
11	27	Three Sixty Racing Team	AND	Marcio Mauro	BRA	Oscar Aristot	AND	Porsche 911 GT3 Cup gen 2	AM	5	26	<b>1:02:02.164</b>	2 Laps	1 Lap	146.4	21	2:15.440	154.7	
<b>Not classified: (Requirements: 75% of number laps of leader = 21 Laps)</b>																			
	126	Three Sixty Racing Team	POL	Albert Estragués	ESP			Transam Euro Ford Mustang 2018	AM	6	9	<b>20:09.108</b>	19 Laps	17 Laps	156.0	7	2:12.815	157.8	

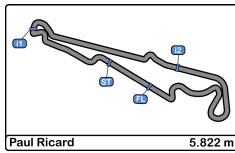
**Fastest lap Pisani - Bozzoni in 2:09.398 at 161.9 Km/h in lap 15**

Published at:.....

Air Temp: **26.5 °C** Temp. Aire: **18.7 °C** Humidity: **68 %** Track Status: **DRY**

<b>Stewards:</b>	<b>Race Director:</b>	<b>Timekeeper:</b> Luis Angel Garcia Nuñez <i>[Signature]</i> JOB/I-0020-ESP
------------------	-----------------------	--





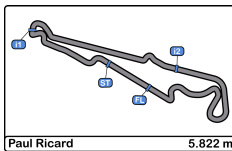
**Paul Ricard**  
**GT Cup Open Europe**  
**Race - 2**



**Provisional Classification by Driver Fastest Lap**

Cl	N°	Entrant/Team	Nat	Vehicle	Driver	Nat	Cat	Cl	Laps	Best	Time	Gap	Interval	Km/h
1	44	Eugenio Pisani	ITA	Porsche 911 GT3 Cup gen 1	Eugenio Pisani	ITA	PROAM	1	16	4	2:09.398			161.9
2	191	PROsport Racing	DEU	Aston Martin Vantage	Nico Verdonck	BEL	PROAM	2	14	4	2:09.773	0.375	0.375	161.5
3	24	A&P Racing Team PTT Tech Support	POL	Porsche 991 GT3 Cup gen 2	Mateusz Lisowski	POL	PROAM	3	16	4	2:09.860	0.462	0.087	161.3
4	66	Vincenzo Sospiri Racing	ITA	Lamborghini Huracan Super Trofeo	Andrzej Lewandowski	POL	AM	1	28	8	2:10.234	0.836	0.374	160.9
5	26	Q1 by EMG Motorsport	BEL	Porsche 911 GT3 Cup gen 2	Artur Janosz	POL	PROAM	4	17	10	2:10.563	1.165	0.329	160.5
6	28	J. Morcillo / E2P Racing	ESP	Porsche 911 GT3 Cup gen 2	Dino Zamparelli	GBR	PROAM	5	16	10	2:10.702	1.304	0.139	160.3
7	190	Three Sixty Racing Team	AND	Porsche 911 GT3 Cup gen 1	Fernando Navarrete j	ESP	AM	2	15	3	2:10.783	1.385	0.081	160.2
8	100	Alda Motorsport	POL	Porsche 911 GT3 Cup gen 2	Jan Antoszewski	POL	PROAM	6	15	2	2:11.165	1.767	0.382	159.7
9	191	PROsport Racing	DEU	Aston Martin Vantage	Rodrigue Gillion	BEL	PROAM	7	14	10	2:11.717	2.319	0.552	159.1
10	12	AKM Motorsport	SMR	Lamborghini Huracan Super Trofeo	Glauco Solieri	ITA	AM	3	27	22	2:11.906	2.508	0.189	158.8
11	26	Q1 by EMG Motorsport	BEL	Porsche 911 GT3 Cup gen 2	Maciej Darmetko	POL	PROAM	8	11	6	2:12.385	2.987	0.479	158.3
12	126	Three Sixty Racing Team	AND	Transam Euro Ford Mustang 2018	Albert Estragués	ESP	AM	4	9	7	2:12.815	3.417	0.430	157.8
13	32	Three Sixty Racing Team	AND	Porsche 911 GT3 Cup gen 2	Fernando Fortes	BRA	AM	5	27	18	2:13.399	4.001	0.584	157.1
14	28	J. Morcillo / E2P Racing	ESP	Porsche 911 GT3 Cup gen 2	Jan Klingelberg	CHE	PROAM	9	11	4	2:13.793	4.395	0.394	156.6
15	24	A&P Racing Team PTT Tech Support	POL	Porsche 991 GT3 Cup gen 2	Maciej Blazek	POL	PROAM	10	11	7	2:13.859	4.461	0.066	156.5
16	27	Three Sixty Racing Team	AND	Porsche 911 GT3 Cup gen 2	Marcio Mauro	BRA	AM	6	14	9	2:15.440	6.042	1.581	154.7
17	100	Alda Motorsport	POL	Porsche 911 GT3 Cup gen 2	Jakub Dwernicki	POL	PROAM	11	12	5	2:15.798	6.400	0.358	154.3
18	27	Three Sixty Racing Team	AND	Porsche 911 GT3 Cup gen 2	Oscar Aristot	ESP	AM	7	12	11	2:16.635	7.237	0.837	153.3
19	44	Eugenio Pisani	ITA	Porsche 911 GT3 Cup gen 1	Stefano Bozzoni	ITA	PROAM	12	11	4	2:16.664	7.266	0.029	153.3
20	190	Three Sixty Racing Team	AND	Porsche 911 GT3 Cup gen 1	Fernando Navarrete	ESP	AM	8	12	4	2:17.103	7.705	0.439	152.8





**Paul Ricard**  
**GT Cup Open Europe**

**Race - 2**

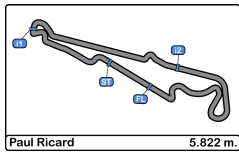
**Distance and Speed Average**

Paul Ricard 5.822 m.



Cls	N°	Entrant/Team	Nat	Driver 1	Nat	Driver 2	Nat	Vehicle	Cat	Cls	Laps	Distance	Total Time	Km/h
1	66	Vincenzo Sospiri Racing	ITA	Andrzej Lewandowski	POL			Lamborghini Huracan Super Trofeo Evo	AM	1	28	163.01	1:02:41.695	156.0
2	191	PROsport Racing	BEL	Rodrigue Gillion	BEL	Nico Verdonck	BEL	Aston Martin Vantage	PROAM	1	28	163.01	1:02:58.213	155.3
3	26	Q1 by EMG Motorsport	BEL	Maciej Darmetko	POL	Artur Janosz	POL	Porsche 911 GT3 Cup gen 2	PROAM	2	28	163.01	1:03:05.572	155.0
4	24	A&P Racing Team PTT Tech Support	POL	Maciej Blazek	POL	Mateusz Lisowski	POL	Porsche 991 GT3 Cup gen 2	PROAM	3	27	157.19	1:01:11.102	154.1
5	12	AKM Motorsport	SMR	Glauco Solieri	ITA			Lamborghini Huracan Super Trofeo Evo	AM	2	27	157.19	1:01:40.138	152.9
6	28	J. Morcillo / E2P Racing	ESP	Dino Zamparelli	GBR	Jan Klingelberg	CHE	Porsche 911 GT3 Cup gen 2	PROAM	4	27	157.19	1:01:40.320	152.9
7	32	Three Sixty Racing Team	AND	Fernando Fortes	BRA			Porsche 911 GT3 Cup gen 2	AM	3	27	157.19	1:01:45.502	152.7
8	100	Alda Motorsport	POL	Jakub Dwernicki	POL	Jan Antoszewski	POL	Porsche 911 GT3 Cup gen 2	PROAM	5	27	157.19	1:01:54.200	152.3
9	44	Eugenio Pisani	ITA	Eugenio Pisani	ITA	Stefano Bozzoni	ITA	Porsche 911 GT3 Cup gen 1	PROAM	6	27	157.19	1:01:57.693	152.2
10	190	Three Sixty Racing Team	AND	Fernando Navarrete	ESP	Fernando Navarrete jr	ESP	Porsche 911 GT3 Cup gen 1	AM	4	27	157.19	1:02:20.903	151.2
11	27	Three Sixty Racing Team	AND	Marcio Mauro	BRA	Oscar Aristot	AND	Porsche 911 GT3 Cup gen 2	AM	5	26	151.37	1:02:02.164	146.4
<b>Not classified: (Requirements: 75% of number laps of leader = 21 Laps)</b>														
	126	Three Sixty Racing Team	AND	Albert Estragués	ESP			Transam Euro Ford Mustang 2018	AM	6	9	52.39	20:09.108	156.0





**Paul Ricard**  
**GT Cup Open Europe**  
**Race - 2**  
**Lap Analysis**



12

1 Glauco Solieri

Lamborghini Huracan Super Trofeo Evo

24

1 Maciej Blazek

Porsche 991 GT3 Cup gen 2

AM

2

AKM Motorsport

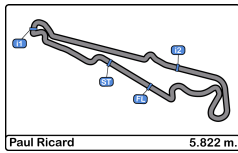
PROAM

2 Mateusz Lisowski

A&P Racing Team PTT Tech Support

Lap	D	Time	Sector 1	Sector 2	Sector 3	T. Spd	Elapsed	Lap	D	Time	Sector 1	Sector 2	Sector 3	T. Spd	Elapsed
1		2:22.442	44.258	40.773	57.411	228.8	2:22.442	1	2	2:17.254	42.122	39.787	55.345	233.7	2:17.254
2		2:15.805	37.257	40.973	57.575	231.7	4:38.247	2	2	2:10.314	35.871	39.351	55.092	230.7	4:27.568
3		2:16.986	37.386	41.912	57.688	231.2	6:55.233	3	2	2:09.954	35.690	39.206	55.058	230.7	6:37.522
4		2:14.791	37.453	40.556	56.782	231.7	9:10.024	4	2	2:09.860	35.571	39.190	55.099	230.7	8:47.382
5		2:14.135	37.123	40.182	56.830	231.7	11:24.159	5	2	2:10.134	35.633	39.166	55.335	230.2	10:57.516
6		2:13.432	36.642	40.053	56.737	232.7	13:37.591	6	2	2:10.306	35.834	39.224	55.248	230.7	13:07.822
7		2:13.288	36.844	39.977	56.467	232.2	15:50.879	7	2	2:10.643	35.789	39.322	55.532	230.2	15:18.465
8		2:13.455	36.702	39.940	56.813	232.7	18:04.334	8	2	2:10.202	35.627	39.255	55.320	230.2	17:28.667
9		2:14.196	36.889	40.604	56.703	233.2	20:18.530	9	2	2:10.504	35.695	39.443	55.366	230.7	19:39.171
10		2:13.883	36.545	39.982	57.356	230.7	22:32.413	10	2	2:10.577	35.687	39.377	55.513	230.2	21:49.748
11		2:14.839	36.848	40.246	57.745	231.2	24:47.252	11	2	2:10.760	35.877	39.236	55.647	230.2	24:00.508
12		2:15.331	37.168	41.085	57.078	227.8	27:02.583	12	2	2:10.302	35.699	39.331	55.272	230.7	26:10.810
13		2:13.872	36.744	40.036	57.092	229.7	29:16.455	13	2	2:10.803	36.180	39.290	55.333	229.7	28:21.613
14		2:16.873	37.234	42.662	56.977	230.7	31:33.328	14	2	2:10.349	35.715	39.330	55.304	231.2	30:31.962
15		2:22.162 P	36.931	40.418	1:04.813	231.7	33:55.490	15	2	2:11.989	35.837	40.462	55.690	230.7	32:43.951
16		3:22.193	1:45.213	40.339	56.641	142.1	37:17.683	16	2	3:11.437 P	35.830	39.349	1:56.258	232.7	35:55.388
17		2:13.031	36.557	40.026	56.448	231.7	39:30.714	17	1	2:47.202	1:07.660	41.768	57.774	140.0	38:42.590
18		2:13.112	36.619	39.834	56.659	231.7	41:43.826	18	1	2:15.398	37.714	40.394	57.290	231.2	40:57.988
19		2:12.314	36.275	39.834	56.205	231.2	43:56.140	19	1	2:15.426	37.798	39.942	57.686	231.7	43:13.414
20		2:12.338	36.345	39.560	56.433	232.2	46:08.478	20	1	2:14.825	36.961	40.396	57.468	231.2	45:28.239
21		2:11.927	36.108	39.409	56.410	231.7	48:20.405	21	1	2:14.455	36.980	40.152	57.323	231.2	47:42.694
22		2:11.906	36.175	39.588	56.143	231.2	50:32.311	22	1	2:15.486	37.060	40.424	58.002	231.2	49:58.180
23		2:14.674	37.036	40.005	57.633	232.7	52:46.985	23	1	2:13.859	36.708	39.911	57.240	231.2	52:12.039
24		2:12.650	36.725	39.592	56.333	231.7	54:59.635	24	1	2:13.868	36.873	39.892	57.103	231.2	54:25.907
25		2:12.463	36.235	40.117	56.111	229.7	57:12.098	25	1	2:14.430	36.725	40.018	57.687	231.7	56:40.337
26		2:13.623	37.266	39.887	56.470	232.2	59:25.721	26	1	2:13.939	36.661	39.980	57.298	232.2	58:54.276
27		2:14.417	36.661	40.646	57.110	232.2	1:01:40.138	27	1	2:16.826	37.993	41.122	57.711	231.7	1:01:11.102





**Paul Ricard**  
**GT Cup Open Europe**  
**Race - 2**  
**Lap Analysis**



26

1 Maciej Darmetko

Porsche 911 GT3 Cup gen 2

27

1 Marcio Mauro

Porsche 911 GT3 Cup gen 2

PROAM

2 Artur Janosz

Q1 by EMG Motorsport

AM

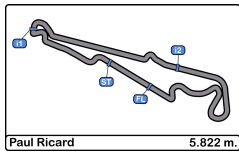
2 Oscar Aristot

Three Sixty Racing Team

Lap	D	Time	Sector 1	Sector 2	Sector 3	T. Spd	Elapsed	Lap	D	Time	Sector 1	Sector 2	Sector 3	T. Spd	Elapsed
1	1	2:24.880	44.765	41.307	58.808	231.7	2:24.880	1	2	2:30.702	46.842	44.674	59.186	230.2	2:30.702
2	1	2:14.483	37.591	39.912	56.980	230.7	4:39.363	2	2	2:19.967	38.696	41.451	59.820	226.4	4:50.669
3	1	2:14.737	37.024	40.649	57.064	232.2	6:54.100	3	2	2:19.205	38.628	41.459	59.118	226.4	7:09.874
4	1	2:14.327	37.218	40.221	56.888	233.2	9:08.427	4	2	2:17.132	38.072	41.167	57.893	228.3	9:27.006
5	1	2:12.779	36.711	39.734	56.334	230.2	11:21.206	5	2	2:18.116	37.771	41.535	58.810	227.3	11:45.122
6	1	2:12.385	36.452	39.757	56.176	230.2	13:33.591	6	2	2:19.527	40.012	42.029	57.486	225.9	14:04.649
7	1	2:12.748	36.548	39.751	56.449	230.7	15:46.339	7	2	2:18.807	37.633	41.030	1:00.144	229.2	16:23.456
8	1	2:12.756	36.545	39.606	56.605	230.7	17:59.095	8	2	2:20.062	38.424	42.916	58.722	228.3	18:43.518
9	1	2:12.961	36.771	39.831	56.359	230.7	20:12.056	9	2	2:18.746	38.078	42.185	58.483	229.2	21:02.264
10	1	2:14.001	36.562	41.036	56.403	231.2	22:26.057	10	2	2:17.711	37.920	41.120	58.671	228.8	23:19.975
11	1	2:20.289 P	36.712	39.850	1:03.727	230.7	24:46.346	11	2	2:16.635	38.147	40.819	57.669	218.6	25:36.610
12	2	3:15.933	1:40.060	39.620	56.253	141.3	28:02.279	12	2	4:07.030 P	38.561	41.079	2:47.390	227.8	29:43.640
13	2	2:12.108	36.921	39.589	55.598	231.7	30:14.387	13	1	2:35.999	54.402	42.783	58.814	135.6	32:19.639
14	2	2:11.306	35.751	39.982	55.573	232.2	32:25.693	14	1	2:19.409	38.914	41.520	58.975	228.8	34:39.048
15	2	2:10.835	35.888	39.313	55.634	232.2	34:36.528	15	1	2:17.178	38.579	41.080	57.519	230.2	36:56.226
16	2	2:12.012	35.654	39.443	56.915	232.7	36:48.540	16	1	2:18.093	38.350	41.689	58.054	230.2	39:14.319
17	2	2:11.292	35.961	39.975	55.356	234.2	38:59.832	17	1	2:18.302	38.480	41.574	58.248	229.7	41:32.621
18	2	2:10.642	35.853	39.287	55.502	233.2	41:10.474	18	1	2:16.163	37.820	40.856	57.487	229.7	43:48.784
19	2	2:11.494	36.436	39.410	55.648	234.2	43:21.968	19	1	2:16.847	38.831	40.669	57.347	229.7	46:05.631
20	2	2:11.262	35.997	39.639	55.626	232.7	45:33.230	20	1	2:16.278	37.488	40.588	58.202	230.7	48:21.909
21	2	2:10.563	35.799	39.307	55.457	232.7	47:43.793	21	1	2:15.440	37.458	40.671	57.311	230.7	50:37.349
22	2	2:12.521	36.641	39.271	56.609	233.2	49:56.314	22	1	2:16.870	38.991	41.035	56.844	220.8	52:54.219
23	2	2:11.203	35.896	39.601	55.706	231.2	52:07.517	23	1	2:17.493	38.146	40.456	58.891	230.7	55:11.712
24	2	2:10.951	35.716	39.540	55.695	232.2	54:18.468	24	1	2:17.542	38.393	41.420	57.729	231.7	57:29.254
25	2	2:10.904	35.835	39.344	55.725	232.2	56:29.372	25	1	2:16.340	37.843	40.721	57.776	230.7	59:45.594
26	2	2:11.010	35.888	39.554	55.568	232.7	58:40.382	26	1	2:16.570	38.151	40.723	57.696	230.2	1:02:02.164
27	2	2:13.425	38.273	39.464	55.688	232.7	1:00:53.807								
28	2	2:11.765	36.113	39.514	56.138	232.7	1:03:05.572								







**Paul Ricard**  
**GT Cup Open Europe**  
**Race - 2**  
**Lap Analysis**



28

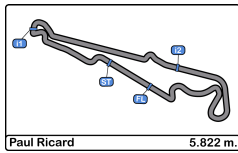
1 Dino Zamparelli  
 Porsche 911 GT3 Cup gen 2  
 PROAM 2 Jan Klingelberg  
 J. Morcillo / E2P Racing

32

1 Fernando Fortes  
 Porsche 911 GT3 Cup gen 2  
 AM 2 Three Sixty Racing Team

Lap	D	Time	Sector 1	Sector 2	Sector 3	T. Spd	Elapsed	Lap	D	Time	Sector 1	Sector 2	Sector 3	T. Spd	Elapsed
1	2	2:39.429	43.376	41.152	1:14.901	230.2	2:39.429	1		2:24.057	45.258	41.148	57.651	230.2	2:24.057
2	2	2:15.881	37.632	40.458	57.791	230.2	4:55.310	2		2:14.566	37.464	40.316	56.786	229.7	4:38.623
3	2	2:19.285	40.297	41.318	57.670	229.7	7:14.595	3		2:15.279	37.293	40.974	57.012	228.8	6:53.902
4	2	2:13.793	36.673	40.100	57.020	229.2	9:28.388	4		2:14.751	38.035	40.239	56.477	226.4	9:08.653
5	2	2:16.600	36.718	41.322	58.560	230.7	11:44.988	5		2:13.791	37.163	40.182	56.446	230.2	11:22.444
6	2	2:15.393	36.856	41.200	57.337	229.2	14:00.381	6		2:14.333	36.761	40.475	57.097	229.7	13:36.777
7	2	2:14.119	36.790	40.046	57.283	230.2	16:14.500	7		2:13.469	36.714	40.241	56.514	229.2	15:50.246
8	2	2:15.774	37.026	41.307	57.441	230.2	18:30.274	8		2:13.639	36.700	40.289	56.650	228.8	18:03.885
9	2	2:17.584	36.797	40.800	59.987	229.7	20:47.858	9		2:15.356	36.848	41.373	57.135	228.8	20:19.241
10	2	2:16.582	37.310	41.123	58.149	231.2	23:04.440	10		2:13.731	36.892	40.199	56.640	228.8	22:32.972
11	2	3:07.111 P	37.011	42.210	1:47.890	231.2	26:11.551	11		2:14.545	36.644	40.400	57.501	228.8	24:47.517
12	1	2:30.495	54.629	39.894	55.972	139.7	28:42.046	12		2:15.829	37.799	40.848	57.182	228.3	27:03.346
13	1	2:11.831	36.351	39.646	55.834	231.2	30:53.877	13		3:06.188 P	36.753	39.985	1:49.450	227.8	30:09.534
14	1	2:13.012	36.127	39.579	57.306	230.2	33:06.889	14		2:29.813	52.659	40.403	56.751	139.3	32:39.347
15	1	2:11.156	35.852	39.658	55.646	232.2	35:18.045	15		2:15.008	37.069	41.643	56.296	227.3	34:54.355
16	1	2:12.219	36.738	39.735	55.746	230.2	37:30.264	16		2:13.625	36.655	40.117	56.853	228.3	37:07.980
17	1	2:11.511	36.088	39.655	55.768	230.7	39:41.775	17		2:13.558	36.761	40.273	56.524	228.3	39:21.538
18	1	2:11.096	35.812	39.629	55.655	231.2	41:52.871	18		2:13.399	36.505	40.424	56.470	229.2	41:34.937
19	1	2:11.986	36.909	39.521	55.556	230.7	44:04.857	19		2:14.317	37.115	40.388	56.814	228.8	43:49.254
20	1	2:10.733	35.734	39.365	55.634	231.7	46:15.590	20		2:14.457	37.598	40.440	56.419	230.2	46:03.711
21	1	2:10.702	35.682	39.362	55.658	231.2	48:26.292	21		2:13.864	37.218	40.199	56.447	228.3	48:17.575
22	1	2:11.102	35.679	39.378	56.045	231.2	50:37.394	22		2:14.029	36.993	40.300	56.736	229.2	50:31.604
23	1	2:12.485	35.963	40.352	56.170	229.7	52:49.879	23		2:14.547	37.128	40.452	56.967	227.3	52:46.151
24	1	2:11.745	35.847	39.797	56.101	231.7	55:01.624	24		2:14.658	36.884	40.493	57.281	228.3	55:00.809
25	1	2:13.468	36.514	40.026	56.928	233.2	57:15.092	25		2:14.159	37.063	38.924	58.172	228.8	57:14.968
26	1	2:13.151	36.710	39.561	56.880	233.2	59:28.243	26		2:14.484	37.453	40.351	56.680	225.4	59:29.452
27	1	2:12.077	35.901	40.123	56.053	231.7	1:01:40.320	27		2:16.050	37.325	41.538	57.187	231.7	1:01:45.502



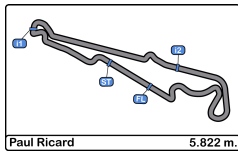


**Paul Ricard**  
**GT Cup Open Europe**  
**Race - 2**  
**Lap Analysis**



44							66								
1 Eugenio Pisani							1 Andrzej Lewandowski								
Porsche 911 GT3 Cup gen 1							Lamborghini Huracan Super Trofeo Evo								
PROAM							AM								
2 Stefano Bozzoni							2 Vincenzo Sospiri Racing								
Lap	D	Time	Sector 1	Sector 2	Sector 3	T. Spd	Elapsed	Lap	D	Time	Sector 1	Sector 2	Sector 3	T. Spd	Elapsed
1	2	2:38.969	45.808	54.639	58.522	219.9	2:38.969	1	2:18.077	42.206	40.220	55.651	232.2	2:18.077	
2	2	2:18.362	37.438	41.984	58.940	233.2	4:57.331	2	2:11.234	36.134	39.594	55.506	233.2	4:29.311	
3	2	2:18.035	37.795	41.562	58.678	236.3	7:15.366	3	2:11.216	36.147	39.586	55.483	231.7	6:40.527	
4	2	2:16.664	37.415	40.815	58.434	235.2	9:32.030	4	2:11.529	36.122	39.767	55.640	231.2	8:52.056	
5	2	2:17.859	37.670	41.679	58.510	234.2	11:49.889	5	2:12.632	36.061	39.581	56.990	229.7	11:04.688	
6	2	2:16.740	37.688	40.679	58.373	235.8	14:06.629	6	2:10.712	35.921	39.327	55.464	230.7	13:15.400	
7	2	2:17.011	37.365	40.494	59.152	237.3	16:23.640	7	2:11.135	36.054	39.643	55.438	232.2	15:26.535	
8	2	2:18.252	37.259	41.119	59.874	236.8	18:41.892	8	2:10.234	35.999	39.183	55.052	231.7	17:36.769	
9	2	2:19.239	37.617	42.215	59.407	230.7	21:01.131	9	2:10.719	35.869	39.485	55.365	230.7	19:47.488	
10	2	2:19.047	38.030	42.785	58.232	235.8	23:20.178	10	2:10.827	35.839	39.544	55.444	231.2	21:58.315	
11	2	2:18.388 P	36.996	40.808	1:00.584	235.8	25:38.566	11	2:10.302	35.798	39.275	55.229	231.7	24:08.617	
12	1	3:17.142	1:42.272	38.941	55.929	141.1	28:55.708	12	3:14.028 P	35.942	39.505	1:58.581	231.7	27:22.645	
13	1	2:12.926	38.076	38.903	55.947	236.3	31:08.634	13	2:27.616	52.518	39.419	55.679	135.3	29:50.261	
14	1	2:09.789	35.553	38.934	55.302	238.9	33:18.423	14	2:10.638	36.052	39.295	55.291	231.2	32:00.899	
15	1	2:09.398	35.492	38.670	55.236	237.8	35:27.821	15	2:10.555	35.880	39.358	55.317	231.2	34:11.454	
16	1	2:09.657	35.597	38.913	55.147	238.4	37:37.478	16	2:12.320	35.728	40.255	56.337	231.2	36:23.774	
17	1	2:12.107	35.608	39.079	57.420	238.4	39:49.585	17	2:11.166	36.639	39.405	55.122	231.7	38:34.940	
18	1	2:10.226	35.811	39.008	55.407	239.4	41:59.811	18	2:11.475	36.101	39.645	55.729	232.2	40:46.415	
19	1	2:09.989	35.587	38.985	55.417	237.8	44:09.800	19	2:11.837	36.135	39.944	55.758	231.2	42:58.252	
20	1	2:09.816	35.587	38.977	55.252	239.4	46:19.616	20	2:10.951	35.778	39.498	55.675	232.7	45:09.203	
21	1	2:10.388	35.885	38.992	55.511	238.4	48:30.004	21	2:11.242	36.265	39.243	55.734	231.2	47:20.445	
22	1	2:10.949	35.807	38.963	56.179	238.9	50:40.953	22	2:11.123	35.970	39.455	55.698	231.2	49:31.568	
23	1	2:10.763	35.961	39.282	55.520	238.9	52:51.716	23	2:12.133	36.496	39.712	55.925	229.7	51:43.701	
24	1	2:10.860	35.811	39.026	56.023	238.9	55:02.576	24	2:11.576	36.204	39.578	55.794	229.2	53:55.277	
25	1	2:17.617 P	36.036	39.631	1:01.950	241.6	57:20.193	25	2:11.295	36.272	39.358	55.665	231.2	56:06.572	
26	1	2:25.746	51.111	38.900	55.735	140.9	59:45.939	26	2:11.104	36.109	39.317	55.678	230.2	58:17.676	
27	1	2:11.754	36.219	39.492	56.043	238.9	1:01:57.693	27	2:11.728	36.478	39.369	55.881	230.2	1:00:29.404	
								28	2:12.291	36.243	39.679	56.369	231.2	1:02:41.695	





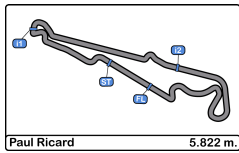
**Paul Ricard**  
**GT Cup Open Europe**  
**Race - 2**  
**Lap Analysis**



100							190								
1 Jakub Dwernicki			Porsche 911 GT3 Cup gen 2				1 Fernando Navarrete			Porsche 911 GT3 Cup gen 1					
PROAM			Alda Motorsport				AM			Three Sixty Racing Team					
2 Jan Antoszewski							2 Fernando Navarrete jr								
Lap	D	Time	Sector 1	Sector 2	Sector 3	T. Spd	Elapsed	Lap	D	Time	Sector 1	Sector 2	Sector 3	T. Spd	Elapsed
1	2	2:18.757	42.395	40.272	56.090	234.7	2:18.757	1	1	2:32.002	48.008	44.103	59.891	230.7	2:32.002
2	2	2:11.165	35.900	39.555	55.710	232.7	4:29.922	2	1	2:18.055	38.470	40.998	58.587	232.7	4:50.057
3	2	2:11.739	35.950	39.531	56.258	233.2	6:41.661	3	1	2:19.137	38.355	41.104	59.678	232.7	7:09.194
4	2	2:11.846	36.284	39.504	56.058	231.7	8:53.507	4	1	2:17.103	37.620	40.755	58.728	233.2	9:26.297
5	2	2:12.271	36.147	39.804	56.320	230.7	11:05.778	5	1	2:17.292	38.000	40.966	58.326	233.2	11:43.589
6	2	2:11.736	36.065	39.502	56.169	231.2	13:17.514	6	1	2:19.395	37.899	41.412	1:00.084	234.7	14:02.984
7	2	2:11.835	35.954	39.626	56.255	230.7	15:29.349	7	1	2:19.705	38.052	41.990	59.663	234.2	16:22.689
8	2	2:11.800	36.090	39.640	56.070	230.7	17:41.149	8	1	2:19.976	37.393	41.201	1:01.382	233.2	18:42.665
9	2	2:12.064	36.232	39.676	56.156	231.7	19:53.213	9	1	2:28.500	37.891	41.767	1:08.842	234.7	21:11.165
10	2	2:12.182	36.055	39.640	56.487	231.7	22:05.395	10	1	2:17.178	37.488	40.782	58.908	234.2	23:28.343
11	2	2:12.475	36.191	39.847	56.437	230.7	24:17.870	11	1	2:17.910	37.328	41.337	59.245	235.2	25:46.253
12	2	2:12.452	36.125	39.619	56.708	231.2	26:30.322	12	1	2:29.820 P	37.748	41.609	1:10.463	234.7	28:16.073
13	2	2:13.491	37.490	39.709	56.292	230.2	28:43.813	13	2	3:22.404	1:47.264	39.327	55.813	147.9	31:38.477
14	2	2:12.203	36.250	39.640	56.313	232.2	30:56.016	14	2	2:10.893	36.135	39.056	55.702	236.8	33:49.370
15	2	2:19.319 P	36.138	39.751	1:03.430	232.7	33:15.335	15	2	2:10.783	36.189	39.135	55.459	236.3	36:00.153
16	1	3:19.808	1:40.027	41.802	57.979	142.2	36:35.143	16	2	2:11.096	36.103	39.233	55.760	236.8	38:11.249
17	1	2:16.639	37.317	40.388	58.934	230.7	38:51.782	17	2	2:11.143	35.850	39.089	56.204	236.8	40:22.392
18	1	2:17.139	37.751	41.366	58.022	229.2	41:08.921	18	2	2:12.113	36.479	39.450	56.184	236.8	42:34.505
19	1	2:17.699	38.564	41.555	57.580	230.7	43:26.620	19	2	2:11.911	36.526	39.288	56.097	236.8	44:46.416
20	1	2:15.798	37.505	40.685	57.608	230.7	45:42.418	20	2	2:14.273	36.092	39.402	58.779	237.3	47:00.689
21	1	2:16.245	37.468	40.822	57.955	229.7	47:58.663	21	2	2:11.470	36.096	39.356	56.018	237.8	49:12.159
22	1	2:16.857	37.901	40.759	58.197	229.2	50:15.520	22	2	2:11.198	36.297	39.052	55.849	237.3	51:23.357
23	1	2:18.438	38.213	42.002	58.223	229.2	52:33.958	23	2	2:11.450	35.946	39.295	56.209	237.3	53:34.807
24	1	2:17.528	37.660	41.142	58.726	228.8	54:51.486	24	2	2:10.992	35.998	39.010	55.984	236.8	55:45.799
25	1	2:17.634	37.966	41.044	58.624	230.7	57:09.120	25	2	2:11.543	36.131	39.285	56.127	237.3	57:57.342
26	1	2:19.701	39.004	41.696	59.001	230.7	59:28.821	26	2	2:11.333	36.126	39.291	55.916	237.3	1:00:08.675
27	1	2:25.379	37.735	48.763	58.881	231.2	1:01:54.200	27	2	2:12.228	36.522	39.686	56.020	236.8	1:02:20.903

126							
1 Albert Estragués			Transam Euro Ford Mustang 2018				
AM			Three Sixty Racing Team				
2							
Lap	D	Time	Sector 1	Sector 2	Sector 3	T. Spd	Elapsed
1		2:20.133	42.847	40.881	56.405	222.2	2:20.133
2		2:13.619	36.778	40.065	56.776	236.3	4:33.752
3		2:14.416	37.121	40.374	56.921	233.7	6:48.168
4		2:13.156	36.564	39.755	56.837	233.2	9:01.324
5		2:13.024	36.566	39.758	56.700	232.2	11:14.348
6		2:13.572	36.590	40.070	56.912	231.7	13:27.920
7		2:12.815	36.549	39.703	56.563	231.2	15:40.735
8		2:13.481	36.486	40.070	56.925	231.2	17:54.216
9		2:14.892	36.722	40.314	57.856	230.2	20:09.108
10			37.610	44.442		218.1	





**Paul Ricard**  
**GT Cup Open Europe**  
**Race - 2**  
**Lap Analysis**



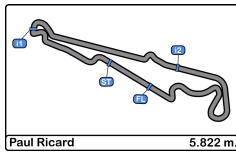
191

1 Rodrigue Gillion Aston Martin Vantage

PROAM 2 Nico Verdonck PROsport Racing

Lap	D	Time	Sector 1	Sector 2	Sector 3	T. Spd	Elapsed
1	2	2:17.561	41.907	39.672	55.982	232.2	2:17.561
2	2	2:10.808	36.133	39.109	55.566	236.8	4:28.369
3	2	2:10.031	35.735	39.002	55.294	235.2	6:38.400
4	2	2:09.773	35.529	38.908	55.336	234.7	8:48.173
5	2	2:10.494	35.723	39.369	55.402	234.2	10:58.667
6	2	2:09.867	35.718	38.813	55.336	235.2	13:08.534
7	2	2:10.433	35.659	38.907	55.867	235.8	15:18.967
8	2	2:10.265	35.833	39.026	55.406	236.3	17:29.232
9	2	2:10.603	35.883	38.985	55.735	235.8	19:39.835
10	2	2:10.300	35.806	38.992	55.502	235.8	21:50.135
11	2	2:10.930	36.015	39.018	55.897	237.3	24:01.065
12	2	2:10.447	35.873	39.008	55.566	236.3	26:11.512
13	2	2:10.771	36.187	39.002	55.582	234.2	28:22.283
14	2	3:08.865 P	35.944	39.060	1:53.861	235.8	31:31.148
15	1	2:32.875	54.569	40.383	57.923	137.4	34:04.023
16	1	2:13.871	36.565	39.979	57.327	233.7	36:17.894
17	1	2:15.109	36.733	40.378	57.998	234.2	38:33.003
18	1	2:15.294	37.553	40.350	57.391	234.7	40:48.297
19	1	2:14.155	37.111	40.093	56.951	234.7	43:02.452
20	1	2:13.216	36.426	40.181	56.609	234.2	45:15.668
21	1	2:12.510	36.151	39.732	56.627	234.7	47:28.178
22	1	2:12.207	36.058	39.872	56.277	234.2	49:40.385
23	1	2:12.014	36.122	39.821	56.071	233.7	51:52.399
24	1	2:11.717	36.083	39.620	56.014	233.2	54:04.116
25	1	2:12.859	36.029	40.285	56.545	234.2	56:16.975
26	1	2:12.151	36.134	39.690	56.327	234.2	58:29.126
27	1	2:12.860	36.293	39.944	56.623	233.7	1:00:41.986
28	1	2:16.227	36.710	41.826	57.691	233.7	1:02:58.213





**Paul Ricard**  
**GT Cup Open Europe**  
**Race - 2**  
**Analysis by Lap**



Num	Lap Time	Gap
<b>Lap 1</b>		
24	2:17.254	
191	2:17.561	00.307
66	2:18.077	00.823
100	2:18.757	01.503
126	2:20.133	02.879
12	2:22.442	05.188
32	2:24.057	06.803
26	2:24.880	07.626
27	2:30.702	13.448
190	2:32.002	14.748
44	2:38.969	21.715
28	2:39.429	22.175
<b>Num</b>	<b>Lap Time</b>	<b>Gap</b>
<b>Lap 2</b>		
24	2:10.314	
191	2:10.808	00.801
66	2:11.234	01.743
100	2:11.165	02.354
126	2:13.619	06.184
12	2:15.805	10.679
32	2:14.566	11.055
26	2:14.483	11.795
190	2:18.055	22.489
27	2:19.967	23.101
28	2:15.881	27.742
44	2:18.362	29.763
<b>Num</b>	<b>Lap Time</b>	<b>Gap</b>
<b>Lap 3</b>		
24	2:09.954	
191	2:10.031	00.878
66	2:11.216	03.005
100	2:11.739	04.139
126	2:14.416	10.646
32	2:15.279	16.380
26	2:14.737	16.578
12	2:16.986	17.711
190	2:19.137	31.672
27	2:19.205	32.352
28	2:19.285	37.073

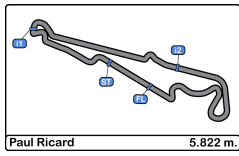
Num	Lap Time	Gap
44	2:18.035	37.844
<b>Num</b>	<b>Lap Time</b>	<b>Gap</b>
<b>Lap 4</b>		
24	2:09.860	
191	2:09.773	00.791
66	2:11.529	04.674
100	2:11.846	06.125
126	2:13.156	13.942
26	2:14.327	21.045
32	2:14.751	21.271
12	2:14.791	22.642
190	2:17.103	38.915
27	2:17.132	39.624
28	2:13.793	41.006
44	2:16.664	44.648
<b>Num</b>	<b>Lap Time</b>	<b>Gap</b>
<b>Lap 5</b>		
24	2:10.134	
191	2:10.494	01.151
66	2:12.632	07.172
100	2:12.271	08.262
126	2:13.024	16.832
26	2:12.779	23.690
32	2:13.791	24.928
12	2:14.135	26.643
190	2:17.292	46.073
28	2:16.600	47.472
27	2:18.116	47.606
44	2:17.859	52.373
<b>Num</b>	<b>Lap Time</b>	<b>Gap</b>
<b>Lap 6</b>		
24	2:10.306	
191	2:09.867	00.712
66	2:10.712	07.578
100	2:11.736	09.692
126	2:13.572	20.098
26	2:12.385	25.769
32	2:14.333	28.955
12	2:13.432	29.769
28	2:15.393	52.559

Num	Lap Time	Gap
190	2:19.395	55.162
27	2:19.527	56.827
44	2:16.740	58.807
<b>Num</b>	<b>Lap Time</b>	<b>Gap</b>
<b>Lap 7</b>		
24	2:10.643	
191	2:10.433	00.502
66	2:11.135	08.070
100	2:11.835	10.884
126	2:12.815	22.270
26	2:12.748	27.874
32	2:13.469	31.781
12	2:13.288	32.414
28	2:14.119	56.035
190	2:19.705	1:04.224
27	2:18.807	1:04.991
44	2:17.011	1:05.175
<b>Num</b>	<b>Lap Time</b>	<b>Gap</b>
<b>Lap 8</b>		
24	2:10.202	
191	2:10.265	00.565
66	2:10.234	08.102
100	2:11.800	12.482
126	2:13.481	25.549
26	2:12.756	30.428
32	2:13.639	35.218
12	2:13.455	35.667
28	2:15.774	1:01.607
44	2:18.252	1:13.225
190	2:19.976	1:13.998
27	2:20.062	1:14.851
<b>Num</b>	<b>Lap Time</b>	<b>Gap</b>
<b>Lap 9</b>		
24	2:10.504	
191	2:10.603	00.664
66	2:10.719	08.317
100	2:12.064	14.042
126	2:14.892	29.937
26	2:12.961	32.885
12	2:14.196	39.359

Num	Lap Time	Gap
32	2:15.356	40.070
28	2:17.584	1:08.687
44	2:19.239	1:21.960
27	2:18.746	1:23.093
190	2:28.500	1:31.994
<b>Num</b>	<b>Lap Time</b>	<b>Gap</b>
<b>Lap 10</b>		
24	2:10.577	
191	2:10.300	00.387
66	2:10.827	08.567
100	2:12.182	15.647
26	2:14.001	36.309
12	2:13.883	42.665
32	2:13.731	43.224
28	2:16.582	1:14.692
27	2:17.711	1:30.227
44	2:19.047	1:30.430
190	2:17.178	1:38.595
<b>Num</b>	<b>Lap Time</b>	<b>Gap</b>
<b>Lap 11</b>		
24	2:10.760	
191	2:10.930	00.557
66	2:10.302	08.109
100	2:12.475	17.362
26	2:20.289	45.838
12	2:14.839	46.744
32	2:14.545	47.009
27	2:16.635	1:36.102
44	2:18.388	1:38.058
190	2:17.910	1:45.745
<b>Num</b>	<b>Lap Time</b>	<b>Gap</b>
<b>Lap 12</b>		
24	2:10.302	
191	2:10.447	00.702
28	3:07.111	1 Lap
100	2:12.452	19.512
12	2:15.331	51.773
32	2:15.829	52.536
66	3:14.028	1:11.835
26	3:15.933	1:51.469

Num	Lap Time	Gap
190	2:29.820	2:05.263
<b>Num</b>	<b>Lap Time</b>	<b>Gap</b>
<b>Lap 13</b>		
24	2:10.803	
191	2:10.771	00.670
28	2:30.495	1 Lap
100	2:13.491	22.200
44	3:17.142	1 Lap
12	2:13.872	54.842
27	4:07.030	1 Lap
66	2:27.616	1:28.648
32	3:06.188	1:47.921
26	2:12.108	1:52.774
<b>Num</b>	<b>Lap Time</b>	<b>Gap</b>
<b>Lap 14</b>		
24	2:10.349	
28	2:11.831	1 Lap
100	2:12.203	24.054
44	2:12.926	1 Lap
191	3:08.865	59.186
12	2:16.873	1:01.366
190	3:22.404	1 Lap
66	2:10.638	1:28.937
27	2:35.999	1 Lap
26	2:11.306	1:53.731
32	2:29.813	2:07.385
<b>Num</b>	<b>Lap Time</b>	<b>Gap</b>
<b>Lap 15</b>		
24	2:11.989	
28	2:13.012	1 Lap
100	2:19.319	31.384
44	2:09.789	1 Lap
190	2:10.893	1 Lap
12	2:22.162	1:11.539
191	2:32.875	1:20.072
66	2:10.555	1:27.503
26	2:10.835	1:52.577
27	2:19.409	1 Lap
32	2:15.008	2:10.404
28	2:11.156	2:34.094





**Paul Ricard**  
**GT Cup Open Europe**  
**Race - 2**  
**Analysis by Lap**



Paul Ricard 5.822 m

Num	Lap Time	Gap
44	2:09.398	2:43.870

Num	Lap Time	Gap
<b>Lap 16</b>		

24	3:11.437	
<b>190</b>	2:10.783	1 Lap

191	2:13.871	22.506
66	2:12.320	28.386

100	3:19.808	39.755
26	2:12.012	53.152
<b>27</b>	2:17.178	1 Lap

32	2:13.625	1:12.592
12	3:22.193	1:22.295
28	2:12.219	1:34.876

44	2:09.657	1:42.090
190	2:11.096	2:15.861

Num	Lap Time	Gap
<b>Lap 17</b>		

191	2:15.109	
66	2:11.166	01.937

24	2:47.202	09.587
100	2:16.639	18.779
26	2:11.292	26.829
<b>27</b>	2:18.093	1 Lap

32	2:13.558	48.535
12	2:13.031	57.711
28	2:11.511	1:08.772

44	2:12.107	1:16.582
190	2:11.143	1:49.389

Num	Lap Time	Gap
<b>Lap 18</b>		

66	2:11.475	
191	2:15.294	01.882

24	2:15.398	11.573
100	2:17.139	22.506
26	2:10.642	24.059
<b>27</b>	2:18.302	1 Lap

32	2:13.399	48.522
12	2:13.112	57.411
28	2:11.096	1:06.456

44	2:10.226	1:13.396
----	----------	----------

Num	Lap Time	Gap
<b>Lap 19</b>		

66	2:11.837	
191	2:14.155	04.200

24	2:15.426	15.162
26	2:11.494	23.716
100	2:17.699	28.368
<b>27</b>	2:16.163	1 Lap

32	2:14.317	51.002
12	2:12.314	57.888
28	2:11.986	1:06.605

44	2:09.989	1:11.548
190	2:11.911	1:48.164

Num	Lap Time	Gap
190	2:12.113	1:48.090

Num	Lap Time	Gap
<b>Lap 19</b>		

66	2:11.837	
191	2:14.155	04.200

24	2:15.426	15.162
26	2:11.494	23.716
100	2:17.699	28.368
<b>27</b>	2:16.163	1 Lap

32	2:14.317	51.002
12	2:12.314	57.888
28	2:11.986	1:06.605

44	2:09.989	1:11.548
190	2:11.911	1:48.164

Num	Lap Time	Gap
<b>Lap 20</b>		

66	2:10.951	
191	2:13.216	06.465

24	2:14.825	19.036
26	2:11.262	24.027
100	2:15.798	33.215
32	2:14.457	54.508
<b>27</b>	2:16.847	1 Lap

12	2:12.338	59.275
28	2:10.733	1:06.387
44	2:09.816	1:10.413

44	2:14.273	1:51.486
----	----------	----------

Num	Lap Time	Gap
<b>Lap 21</b>		

66	2:11.242	
191	2:12.510	07.733

24	2:14.455	22.249
26	2:10.563	23.348
100	2:16.245	38.218
32	2:13.864	57.130
12	2:11.927	59.960
<b>27</b>	2:16.278	1 Lap

28	2:10.702	1:05.847
44	2:10.388	1:09.559
190	2:11.470	1:51.714

Num	Lap Time	Gap
<b>Lap 22</b>		

66	2:11.123	
191	2:12.207	08.817

26	2:12.521	24.746
24	2:15.486	26.612
100	2:16.857	43.952
32	2:14.029	1:00.036
12	2:11.906	1:00.743
<b>27</b>	2:15.440	1 Lap

28	2:11.102	1:05.826
44	2:10.949	1:09.385
190	2:11.198	1:51.789

Num	Lap Time	Gap
<b>Lap 23</b>		

66	2:12.133	
191	2:12.014	08.698

26	2:11.203	23.816
24	2:13.859	28.338
100	2:18.438	50.257
32	2:14.547	1:02.450
12	2:14.674	1:03.284
28	2:12.485	1:06.178
44	2:10.763	1:08.015
<b>27</b>	2:16.870	1 Lap

Num	Lap Time	Gap
66	2:11.123	

Num	Lap Time	Gap
<b>Lap 25</b>		

66	2:11.295	
191	2:12.859	10.403

26	2:10.904	22.800
24	2:14.430	33.765
100	2:17.634	1:02.548
12	2:12.463	1:05.526
32	2:14.159	1:08.396
28	2:13.468	1:08.520
44	2:17.617	1:13.621
<b>27</b>	2:17.542	1 Lap

190	2:11.543	1:50.770
-----	----------	----------

Num	Lap Time	Gap
<b>Lap 26</b>		

66	2:11.104	
191	2:12.151	11.450

26	2:11.010	22.706
24	2:13.939	36.600
100	2:13.623	1:08.045
12	2:13.151	1:10.567
32	2:14.484	1:11.776
28	2:13.151	1:10.567
44	2:10.763	1:08.015
<b>27</b>	2:16.340	1 Lap

44	2:25.746	1:28.263
190	2:11.333	1:50.999

Num	Lap Time	Gap
<b>Lap 27</b>		

66	2:11.728	
191	2:12.860	12.582

26	2:13.425	24.403
24	2:16.826	41.698
100	2:17.528	56.209
12	2:12.650	1:04.358
32	2:14.658	1:05.532
28	2:11.745	1:06.347
44	2:10.860	1:07.299
<b>27</b>	2:17.493	1 Lap

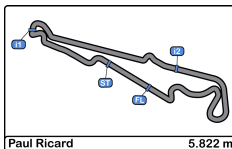
190	2:10.992	1:50.522
-----	----------	----------

Num	Lap Time	Gap
<b>Lap 28</b>		

66	2:12.291	
191	2:16.227	16.518

26	2:11.765	23.877
----	----------	--------



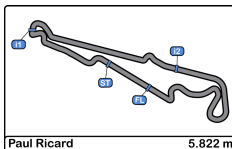


**Paul Ricard**  
**GT Cup Open Europe**  
**Race - 2**  
**Best Sectors Results**



Sector - 1				Sector - 2				Sector - 3				Ideal Lap vs Best Lap				
Clas	Nº	Driver	Time	Nº	Driver	Time	Nº	Driver	Time	Clas	Nº	Driver	Ideal Lap	Best Lap	Clas	
1	44	Pisani - Bozzoni	35.492	44	Pisani - Bozzoni	38.670	66	Andrzej Lewandowski	55.052	1	44	Pisani - Bozzoni	2:09.309	2:09.398	1	
2	191	Gillion - Verdonck	35.529	191	Gillion - Verdonck	38.813	24	Blazek - Lisowski	55.058	2	191	Gillion - Verdonck	2:09.636	2:09.773	2	
3	24	Blazek - Lisowski	35.571	32	Fernando Fortes	38.924	44	Pisani - Bozzoni	55.147	3	24	Blazek - Lisowski	2:09.795	2:09.860	3	
4	26	Darmetko - Janosz	35.654	190	Navarrete - Navarrete jr	39.010	191	Gillion - Verdonck	55.294	4	66	Andrzej Lewandowski	2:09.963	2:10.234	4	
5	28	Zamparelli - Klingelberg	35.679	24	Blazek - Lisowski	39.166	26	Darmetko - Janosz	55.356	5	26	Darmetko - Janosz	2:10.281	2:10.563	5	
6	66	Andrzej Lewandowski	35.728	66	Andrzej Lewandowski	39.183	190	Navarrete - Navarrete jr	55.459	6	190	Navarrete - Navarrete jr	2:10.319	2:10.783	7	
7	190	Navarrete - Navarrete jr	35.850	26	Darmetko - Janosz	39.271	28	Zamparelli - Klingelberg	55.556	7	28	Zamparelli - Klingelberg	2:10.597	2:10.702	6	
8	100	Dwernicki - Antoszewski	35.900	28	Zamparelli - Klingelberg	39.362	100	Dwernicki - Antoszewski	55.710	8	100	Dwernicki - Antoszewski	2:11.112	2:11.165	8	
9	12	Glauco Solieri	36.108	12	Glauco Solieri	39.409	12	Glauco Solieri	56.111	9	12	Glauco Solieri	2:11.628	2:11.906	9	
10	126	Albert Estragués	36.486	100	Dwernicki - Antoszewski	39.502	32	Fernando Fortes	56.296	10	32	Fernando Fortes	2:11.725	2:13.399	11	
11	32	Fernando Fortes	36.505	126	Albert Estragués	39.703	126	Albert Estragués	56.405	11	126	Albert Estragués	2:12.594	2:12.815	10	
12	27	Mauro - Aristot	37.458	27	Mauro - Aristot	40.456	27	Mauro - Aristot	56.844	12	27	Mauro - Aristot	2:14.758	2:15.440	12	





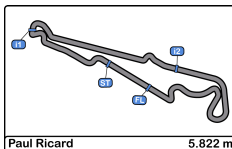
**Paul Ricard**  
**GT Cup Open Europe**  
**Race - 2**  
**Leader Sequence**



N°	Entrant/Team	Nat	Driver 1	Nat	Driver 2	Nat	Vehicle	Cat	Start Lap	End Lap	Laps	Total Laps
24	A&P Racing Team PTT Tech Support		Maciej Blazek		Mateusz Lisowski		Porsche 991 GT3 Cup gen 2	PROAM	1	16	16	16
191	PROsport Racing		Rodrigue Gillion		Nico Verdonck		Aston Martin Vantage	PROAM	17	17	1	1
66	Vincenzo Sospiri Racing		Andrzej Lewandowski				Lamborghini Huracan Super Trofeo Evo	AM	18	28	11	11







**Paul Ricard**  
**GT Cup Open Europe**  
**Race - 2**  
**Best 5 Lap Times**



Cl	N°	Entrant/Team	Nat	Driver 1	Nat	Status	Driver 2	Nat	Status	Vehicle	Cat	Cl	Best 1		Best 2		Best 3		Best 4		Best 5	
													Time	Lap	Time	Lap	Time	Lap	Time	Lap	Time	Lap
1	44	Eugenio Pisani	ITA	Eugenio Pisani	ITA		Stefano Bozzoni	ITA		Porsche 911 GT3 Cup gen 1	PROAM	1	2:09.398	15	2:09.657	16	2:09.789	14	2:09.816	20	2:09.989	19
2	191	PROsport Racing	BEL	Rodrigue Gillion	BEL		Nico Verdonck	BEL		Aston Martin Vantage	PROAM	2	2:09.773	4	2:09.867	6	2:10.031	3	2:10.265	8	2:10.300	10
3	24	A&P Racing Team PTT Tech Support	POL	Maciej Blazek	POL		Mateusz Lisowski	POL		Porsche 991 GT3 Cup gen 2	PROAM	3	2:09.860	4	2:09.954	3	2:10.134	5	2:10.202	8	2:10.302	12
4	66	Vincenzo Sospiri Racing	ITA	Andrzej Lewandowski	POL					Lamborghini Huracan Super Trofeo	AM	1	2:10.234	8	2:10.302	11	2:10.555	15	2:10.638	14	2:10.712	6
5	26	Q1 by EMG Motorsport	BEL	Maciej Darmetko	POL		Artur Janosz	POL		Porsche 911 GT3 Cup gen 2	PROAM	4	2:10.563	21	2:10.642	18	2:10.835	15	2:10.904	25	2:10.951	24
6	28	J. Morcillo / E2P Racing	ESP	Dino Zamparelli	GBR		Jan Klingelberg	CHE		Porsche 911 GT3 Cup gen 2	PROAM	5	2:10.702	21	2:10.733	20	2:11.096	18	2:11.102	22	2:11.156	15
7	190	Three Sixty Racing Team	ESP	Fernando Navarrete	ESP		Fernando Navarrete jr	ESP		Porsche 911 GT3 Cup gen 1	AM	2	2:10.783	15	2:10.893	14	2:10.992	24	2:11.096	16	2:11.143	17
8	100	Alda Motorsport	POL	Jakub Dwernicki	POL		Jan Antoszewski	POL		Porsche 911 GT3 Cup gen 2	PROAM	6	2:11.165	2	2:11.736	6	2:11.739	3	2:11.800	8	2:11.835	7
9	12	AKM Motorsport	SMR	Glauco Solieri	ITA					Lamborghini Huracan Super Trofeo	AM	3	2:11.906	22	2:11.927	21	2:12.314	19	2:12.338	20	2:12.463	25
10	126	Three Sixty Racing Team	ESP	Albert Estragués	ESP					Transam Euro Ford Mustang 2018	AM	4	2:12.815	7	2:13.024	5	2:13.156	4	2:13.481	8	2:13.572	6
11	32	Three Sixty Racing Team	AND	Fernando Fortes	BRA					Porsche 911 GT3 Cup gen 2	AM	5	2:13.399	18	2:13.469	7	2:13.558	17	2:13.625	16	2:13.639	8
12	27	Three Sixty Racing Team	AND	Marcio Mauro	BRA		Oscar Aristot	AND		Porsche 911 GT3 Cup gen 2	AM	6	2:15.440	21	2:16.163	18	2:16.278	20	2:16.340	25	2:16.570	26



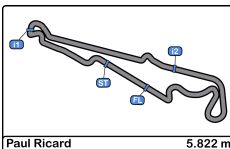


**Paul Ricard**  
**GT Cup Open Europe**  
**Race - 2**  
**Best 5 Top Speeds**



Cl	N°	Entrant/Team	Nat	Driver 1	Nat	Driver 2	Nat	Vehicle	Cat	Cl	Top 1		Top 2		Top 3		Top 4		Top 5		Avg
											Km/h	Lap	Km/h	Lap	Km/h	Lap	Km/h	Lap	Km/h	Lap	
1	44	Eugenio Pisani	ITA	Eugenio Pisani	ITA	Stefano Bozzoni	ITA	Porsche 911 GT3 Cup gen 1	PROAM	1	241.6	25	239.4	18	239.4	20	238.9	14	238.9	22	239.6
2	190	Three Sixty Racing Team	AND	Fernando Navarrete	ESP	Fernando Navarrete jr	ESP	Porsche 911 GT3 Cup gen 1	AM	1	237.8	21	237.3	20	237.3	22	237.3	23	237.3	25	237.4
3	191	PROsport Racing	DEU	Rodrigue Gillion	BEL	Nico Verdonck	BEL	Aston Martin Vantage	PROAM	2	237.3	11	236.8	2	236.3	8	236.3	12	235.8	7	236.5
4	126	Three Sixty Racing Team	AND	Albert Estragués	ESP			Transam Euro Ford Mustang 2018	AM	2	236.3	2	233.7	3	233.2	4	232.2	5	231.7	6	233.4
5	100	Alda Motorsport	POL	Jakub Dwernicki	POL	Jan Antoszewski	POL	Porsche 911 GT3 Cup gen 2	PROAM	3	234.7	1	233.2	3	232.7	2	232.7	15	232.2	14	233.1
6	26	Q1 by EMG Motorsport	BEL	Maciej Darmetko	POL	Artur Janosz	POL	Porsche 911 GT3 Cup gen 2	PROAM	4	234.2	17	234.2	19	233.2	4	233.2	18	233.2	22	233.6
7	24	A&P Racing Team PTT Tech Support	POL	Maciej Blazek	POL	Mateusz Lisowski	POL	Porsche 991 GT3 Cup gen 2	PROAM	5	233.7	1	232.7	16	232.2	26	231.7	19	231.7	25	232.4
8	12	AKM Motorsport	SMR	Glauco Solieri	ITA			Lamborghini Huracan Super Trofeo	AM	3	233.2	9	232.7	6	232.7	8	232.7	23	232.2	7	232.7
9	28	J. Morcillo / E2P Racing	ESP	Dino Zamparelli	GBR	Jan Klingelberg	CHE	Porsche 911 GT3 Cup gen 2	PROAM	6	233.2	25	233.2	26	232.2	15	231.7	20	231.7	24	232.4
10	66	Vincenzo Sospiri Racing	ITA	Andrzej Lewandowski	POL			Lamborghini Huracan Super Trofeo	AM	4	233.2	2	232.7	20	232.2	1	232.2	7	232.2	18	232.5
11	27	Three Sixty Racing Team	AND	Marcio Mauro	BRA	Oscar Aristot	AND	Porsche 911 GT3 Cup gen 2	AM	5	231.7	24	230.7	20	230.7	21	230.7	23	230.7	25	230.9
12	32	Three Sixty Racing Team	AND	Fernando Fortes	BRA			Porsche 911 GT3 Cup gen 2	AM	6	231.7	27	230.2	1	230.2	5	230.2	20	229.7	2	230.4





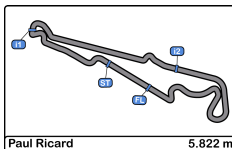
**Paul Ricard**  
**GT Cup Open Europe**  
**Race - 2**  
**Fastest Laps Sequence**



Paul Ricard 5.822 m.

Lap	Time of Day	Session Time	N°	Entrant/Team	Nat	Driver 1	Nat	Driver 2	Nat	Vehicle	Cat	Time	Km/h
2	13:43:23.262	3:23.262	24	A&P Racing Team PTT Tech Support	POL	Maciej Blazek	POL	<u>Mateusz Lisowski</u>	POL	Porsche 991 GT3 Cup gen 2	PROAM	<b>2:10.314</b>	160.8
3	13:45:33.216	5:33.216	24	A&P Racing Team PTT Tech Support	POL	Maciej Blazek	POL	<u>Mateusz Lisowski</u>	POL	Porsche 991 GT3 Cup gen 2	PROAM	<b>2:09.954</b>	161.2
4	13:47:43.077	7:43.077	24	A&P Racing Team PTT Tech Support	POL	Maciej Blazek	POL	<u>Mateusz Lisowski</u>	POL	Porsche 991 GT3 Cup gen 2	PROAM	<b>2:09.860</b>	161.3
4	13:47:43.867	7:43.867	191	PROsport Racing	DEU	Rodrigue Gillion	BEL	<u>Nico Verdonck</u>	BEL	Aston Martin Vantage	PROAM	<b>2:09.773</b>	161.5
15	14:14:23.515	34:23.515	44	Eugenio Pisani	ITA	<u>Eugenio Pisani</u>	ITA	Stefano Bozzoni	ITA	Porsche 911 GT3 Cup gen 1	PROAM	<b>2:09.398</b>	161.9





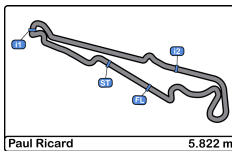
**Paul Ricard**  
**GT Cup Open Europe**  
**Race - 2**



**Event Best Maximum Speed**

N°	Entrant/Team	Nat	Driver 1	Nat	Driver 2	Nat	Vehicle	Cat	Km/h	Session
44	Eugenio Pisani	ITA	Eugenio Pisani	ITA	Stefano Bozzoni	ITA	Porsche 911 GT3 Cup gen 1	PROAM	241.6	Race - 2
190	Three Sixty Racing Team	ESP	Fernando Navarrete	ESP	Fernando Navarrete jr	ESP	Porsche 911 GT3 Cup gen 1	AM	241.0	Race - 1
27	Three Sixty Racing Team	ESP	Marcio Mauro	BRA	Oscar Aristot	ESP	Porsche 911 GT3 Cup gen 2	AM	240.5	Free Practice - 1
191	PROsport Racing	DEU	Rodrigue Gillion	BEL	Nico Verdonck	BEL	Aston Martin Vantage	PROAM	239.4	Qualifying - 2 Driver - 2
126	Three Sixty Racing Team	ESP	Albert Estragués	ESP			Transam Euro Ford Mustang 2018	AM	237.3	Qualifying - 2 Driver - 2
66	Vincenzo Sospiri Racing	ITA	Andrzej Lewandowski	POL			Lamborghini Huracan Super Trofeo Evo	AM	236.8	Race - 1
100	Alda Motorsport	POL	Jakub Dwernicki	POL	Jan Antoszewski	POL	Porsche 911 GT3 Cup gen 2	PROAM	236.8	Qualifying - 2 Driver - 2
26	Q1 by EMG Motorsport	BEL	Maciej Darmetko	POL	Artur Janosz	POL	Porsche 911 GT3 Cup gen 2	PROAM	235.8	Race - 1
12	AKM Motorsport	SMR	Glauco Solieri	ITA			Lamborghini Huracan Super Trofeo Evo	AM	235.8	Race - 1
24	A&P Racing Team PTT Tech Support	POL	Maciej Blazek	POL	Mateusz Lisowski	POL	Porsche 991 GT3 Cup gen 2	PROAM	235.2	Qualifying - 2 Driver - 2
28	J. Morcillo / E2P Racing	ESP	Dino Zamparelli	GBR	Jan Klingelberg	CHE	Porsche 911 GT3 Cup gen 2	PROAM	234.2	Qualifying - 2 Driver - 2
32	Three Sixty Racing Team	ESP	Fernando Fortes	BRA			Porsche 911 GT3 Cup gen 2	AM	233.7	Qualifying - 2 Driver - 2



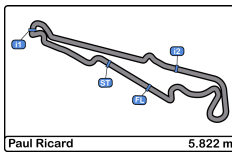


**Paul Ricard**  
**GT Cup Open Europe**  
**Race - 2**  
**Lap Chart**

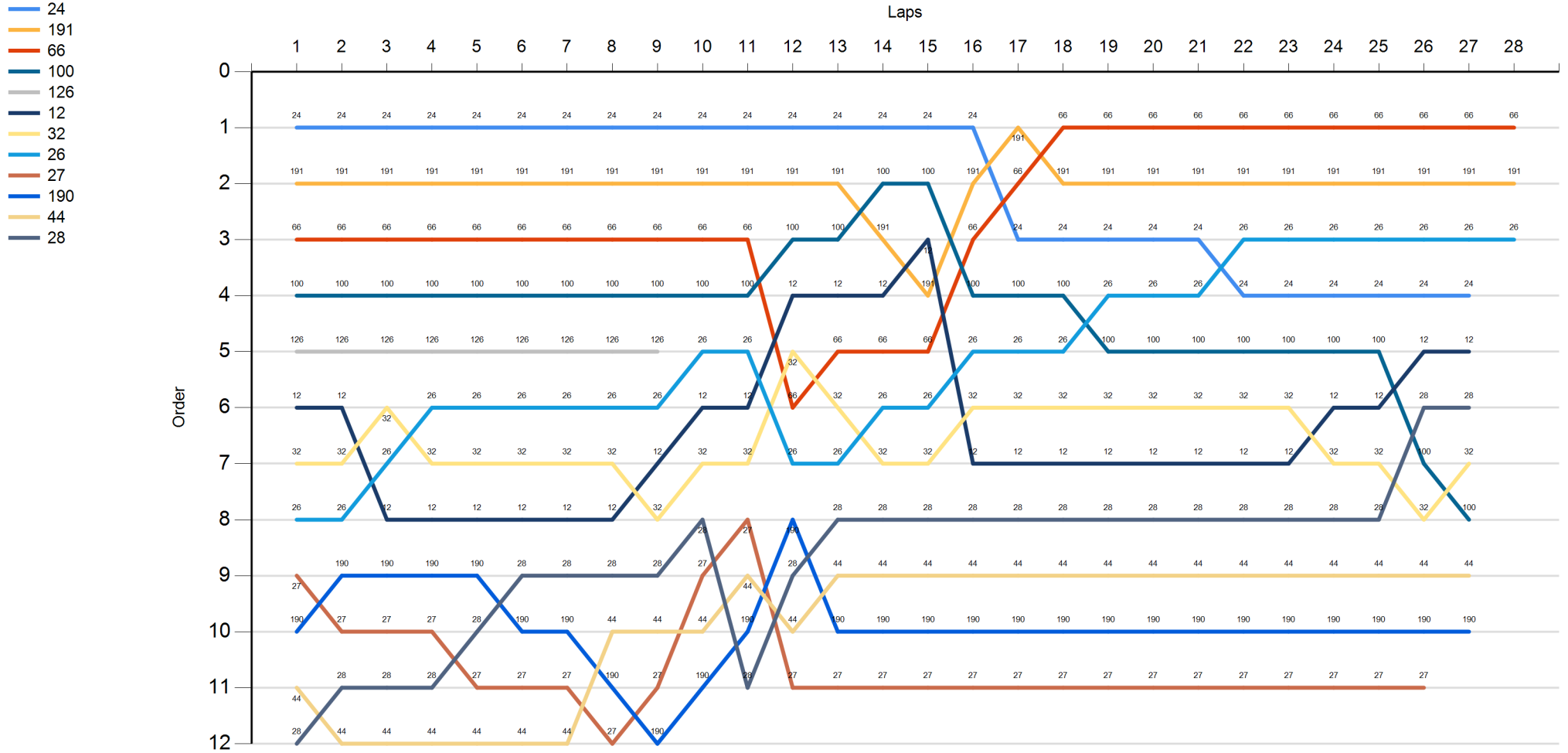


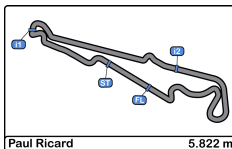
LAP		Nr	Po	1	2	3	4	5	6	7	8	9	10	11	12	13	14	15	16	17	18	19	20	21	22	23	24	25	26	27	28
24	<b>1</b>	24	24	24	24	24	24	24	24	24	24	24	24	24	24	24	24	24	191	66	66	66	66	66	66	66	66	66	66	66	66
191	<b>2</b>	191	191	191	191	191	191	191	191	191	191	191	191	191	191	100	100	191	66	191	191	191	191	191	191	191	191	191	191	191	191
66	<b>3</b>	66	66	66	66	66	66	66	66	66	66	66	66	66	100	100	191	12	66	24	24	24	24	24	26	26	26	26	26	26	26
100	<b>4</b>	100	100	100	100	100	100	100	100	100	100	100	100	100	100	12	12	12	191	100	100	100	26	26	26	24	24	24	24	24	24
126	<b>5</b>	126	126	126	126	126	126	126	126	126	126	126	26	26	32	66	66	66	26	26	26	100	100	100	100	100	100	100	12	12	12
12	<b>6</b>	12	12	32	26	26	26	26	26	26	26	12	12	66	32	26	26	32	32	32	32	32	32	32	32	32	12	12	28	28	28
32	<b>7</b>	32	32	26	32	32	32	32	32	32	12	32	32	26	26	32	32	12	12	12	12	12	12	12	12	12	32	32	100	32	32
26	<b>8</b>	26	26	12	12	12	12	12	12	12	32	28	27	190	28	28	28	28	28	28	28	28	28	28	28	28	28	28	28	32	100
27	<b>9</b>	27	190	190	190	190	28	28	28	28	28	27	44	28	44	44	44	44	44	44	44	44	44	44	44	44	44	44	44	44	44
190	<b>10</b>	190	27	27	27	28	190	190	44	44	44	190	44	190	190	190	190	190	190	190	190	190	190	190	190	190	190	190	190	190	190
44	<b>11</b>	44	28	28	28	27	27	27	190	27	190	28	27	27	27	27	27	27	27	27	27	27	27	27	27	27	27	27	27	27	27
28	<b>12</b>	28	44	44	44	44	44	44	44	27	190																				





Paul Ricard  
 GT Cup Open Europe  
 Race - 2  
 Graphic Lap Chart



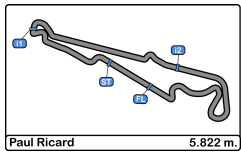


**Paul Ricard**  
**GT Cup Open Europe**  
**Race - 2**  
**Pit Stop Analysis**



Nr.	In Day Time	Entrant/Team	Nat	Driver 1	Nat	Driver 2	Nat	Vehicle	Cat	In Time	Stop N°	Pit Time	Handicap	Penalty
26	14:03:33.434	Q1 by EMG Motorsport	BEL	Maciej Darmetko	POL	Artur Janosz	POL	Porsche 911 GT3 Cup gen 2	PROAM	24:37.739	1	1:13.658		
28	14:04:16.443	J. Morcillo / E2P Racing	ESP	Dino Zamparelli	GBR	Jan Klingelberg	CHE	Porsche 911 GT3 Cup gen 2	PROAM	25:20.748	1	1:10.028		
44	14:04:27.999	Eugenio Pisani	ITA	Eugenio Pisani	ITA	Stefano Bozzoni	ITA	Porsche 911 GT3 Cup gen 1	PROAM	25:32.304	1	1:14.025		
66	14:05:14.224	Vincenzo Sospiri Racing	ITA	Andrzej Lewandowski	POL			Lamborghini Huracan Super Trofeo Evo	AM	26:18.529	1	1:21.301		
27	14:06:49.368	Three Sixty Racing Team	AND	Marcio Mauro	BRA	Oscar Aristot	AND	Porsche 911 GT3 Cup gen 2	AM	27:53.673	1	2:07.036		
190	14:07:02.915	Three Sixty Racing Team	AND	Fernando Navarrete	ESP	Fernando Navarrete jr	ESP	Porsche 911 GT3 Cup gen 1	AM	28:07.220	1	1:21.413		
32	14:08:12.725	Three Sixty Racing Team	AND	Fernando Fortes	BRA			Porsche 911 GT3 Cup gen 2	AM	29:17.030	1	1:10.052		
191	14:09:26.280	PROsport Racing	BEL	Rodrigue Gillion	BEL	Nico Verdonck	BEL	Aston Martin Vantage	PROAM	30:30.585	1	1:19.144		
100	14:12:02.410	Alda Motorsport	POL	Jakub Dwernicki	POL	Jan Antoszewski	POL	Porsche 911 GT3 Cup gen 2	PROAM	33:06.715	1	1:11.712		
12	14:12:42.679	AKM Motorsport	SMR	Glauco Solieri	ITA			Lamborghini Huracan Super Trofeo Evo	AM	33:46.984	1	1:18.001		
24	14:13:47.542	A&P Racing Team PTT Tech	POL	Maciej Blazek	POL	Mateusz Lisowski	POL	Porsche 991 GT3 Cup gen 2	PROAM	34:51.847	1	1:20.758		
44	14:36:07.672	Eugenio Pisani	ITA	Eugenio Pisani	ITA	Stefano Bozzoni	ITA	Porsche 911 GT3 Cup gen 1	PROAM	57:11.977	2	24.636		

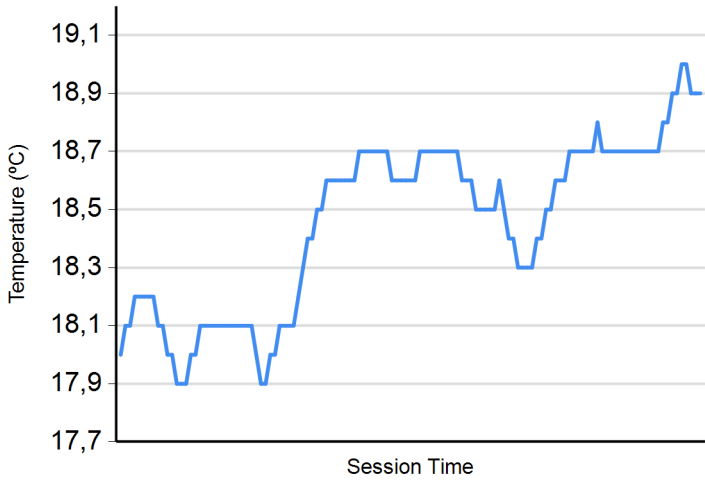




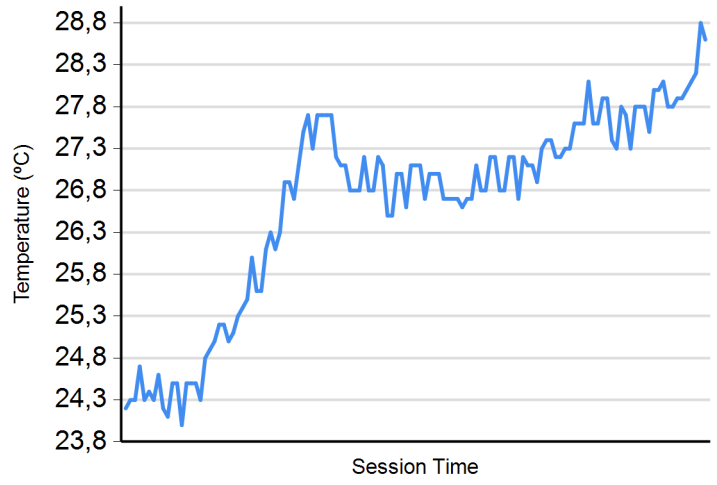
**Paul Ricard**  
**GT Cup Open Europe**  
**Race - 2**  
**Weather Report**



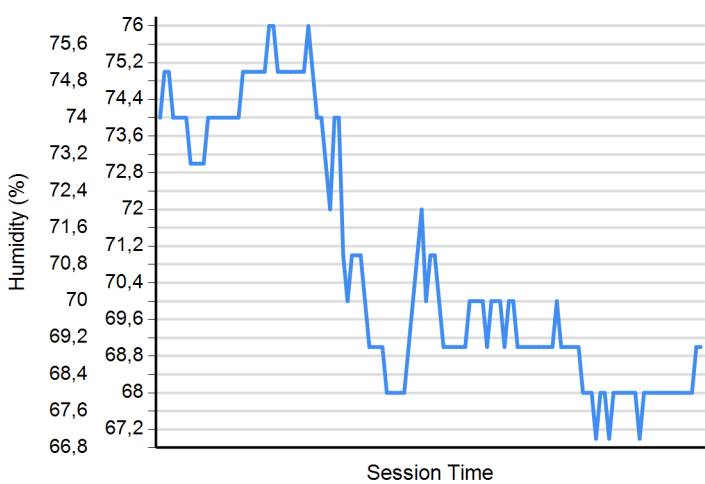
**Air Temperature**



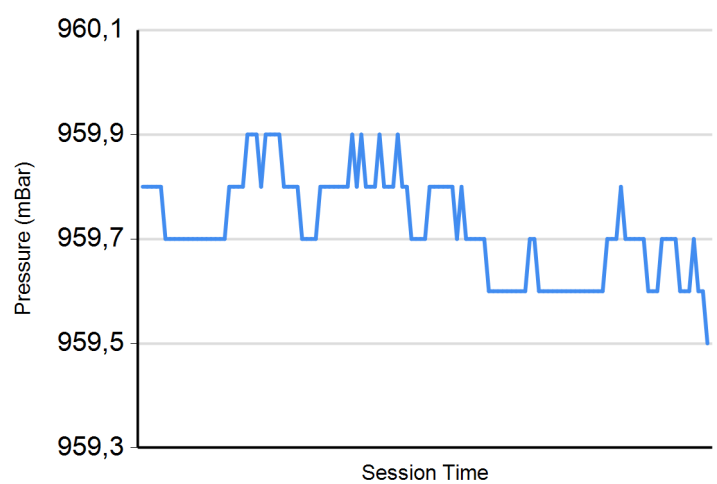
**Track Temperature**



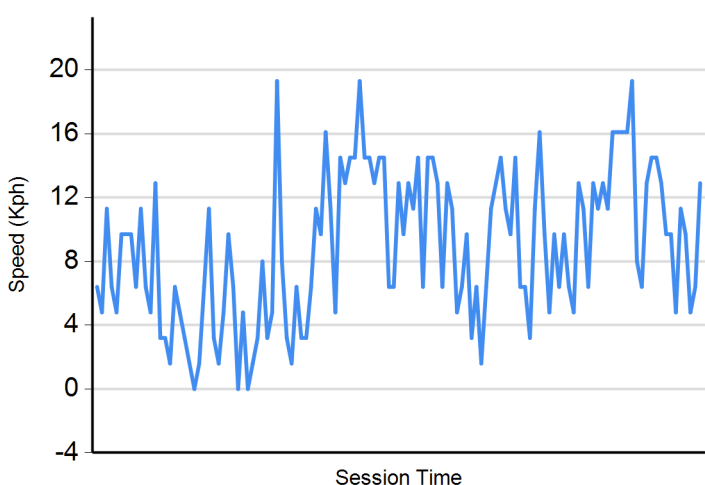
**Humidity**



**Pressure**

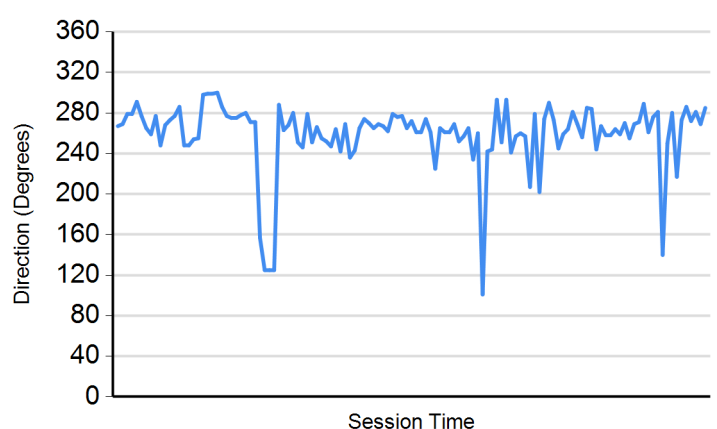


**Wind Speed**

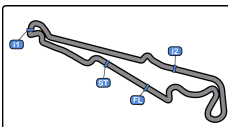


**Wind direction**

North = 0°/360° Est = 90° South = 180° West = 270°







**Paul Ricard**  
**GT Cup Open Europe**  
**Race - 2**



**Final Results**

Paul Ricard 5.822 m.

Cls	Nº	Entrant/Team	Nat	Driver 1	Nat	Driver 2	Nat	Vehicle	Cat	Cl	Laps	Total Time	Gap	Interval	Km/h	Best	Time	Km/h	
1	66	Vincenzo Sospiri Racing	ITA	Andrzej Lewandowski	POL			Lamborghini Huracan Super Trofeo Evo	AM	1	28	1:02:41.695			156.0	8	2:10.234	160.9	
2	191	PROsport Racing	DEU	Rodrigue Gillion	BEL	Nico Verdonck	BEL	Aston Martin Vantage	PROAM	1	28	1:02:58.213	16.518	16.518	155.3	4	2:09.773	161.5	
3	26	Q1 by EMG Motorsport	BEL	Maciej Darmetko	POL	Artur Janosz	POL	Porsche 911 GT3 Cup gen 2	PROAM	2	28	1:03:05.572	23.877	7.359	155.0	21	2:10.563	160.5	
4	24	A&P Racing Team PTT Tech Support	POL	Maciej Blazek	POL	Mateusz Lisowski	POL	Porsche 991 GT3 Cup gen 2	PROAM	3	27	1:01:11.102	1 Lap	1 Lap	154.1	4	2:09.860	161.3	
5	12	AKM Motorsport	SMR	Glauco Solieri	ITA			Lamborghini Huracan Super Trofeo Evo	AM	2	27	1:01:40.138	1 Lap	29.036	152.9	22	2:11.906	158.8	
6	28	J. Morcillo / E2P Racing	ESP	Dino Zamparelli	GBR	Jan Klingelberg	CHE	Porsche 911 GT3 Cup gen 2	PROAM	4	27	1:01:40.320	1 Lap	0.182	152.9	21	2:10.702	160.3	
7	32	Three Sixty Racing Team	AND	Fernando Fortes	BRA			Porsche 911 GT3 Cup gen 2	AM	3	27	1:01:45.502	1 Lap	5.182	152.7	18	2:13.399	157.1	
8	100	Alda Motorsport	POL	Jakub Dwernicki	POL	Jan Antoszewski	POL	Porsche 911 GT3 Cup gen 2	PROAM	5	27	1:01:54.200	1 Lap	8.698	152.3	2	2:11.165	159.7	
9	44 *	Eugenio Pisani	ITA	Eugenio Pisani	ITA	Stefano Bozzoni	ITA	Porsche 911 GT3 Cup gen 1	PROAM	6	27	1:01:57.693	1 Lap	3.493	152.2	15	2:09.398	161.9	
10	190	Three Sixty Racing Team	AND	Fernando Navarrete	ESP	Fernando Navarrete jr	ESP	Porsche 911 GT3 Cup gen 1	AM	4	27	1:02:20.903	1 Lap	23.210	151.2	15	2:10.783	160.2	
11	27	Three Sixty Racing Team	AND	Marcio Mauro	BRA	Oscar Aristot	AND	Porsche 911 GT3 Cup gen 2	AM	5	26	1:02:02.164	2 Laps	1 Lap	146.4	21	2:15.440	154.7	
<b>Not classified: (Requirements: 75% of number laps of leader = 21 Laps)</b>																			
126	Three Sixty Racing Team	AND	Albert Estragués	ESP				Transam Euro Ford Mustang 2018	AM	6	9	20:09.108	19 Laps	17 Laps	156.0	7	2:12.815	157.8	

**Fastest lap Pisani - Bozzoni in 2:09.398 at 161.9 Km/h in lap 15**

**\* PENALIZACIONES**

DRIVE THROUGH CAR 44 SPEEDING IN THE PIT LANE - 79 KM/H DONE DURING THE RACE

Published at:.....

Air Temp: **26.5 °C** Temp. Aire: **18.7 °C** Humidity: **68 %** Track Status: **DRY**

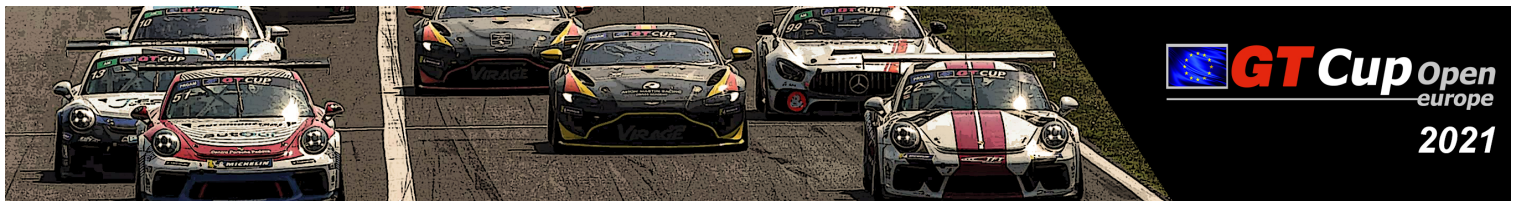
**Stewards:**

**Race Director:**


**Timekeeper:** Luis Angel García Nuñez

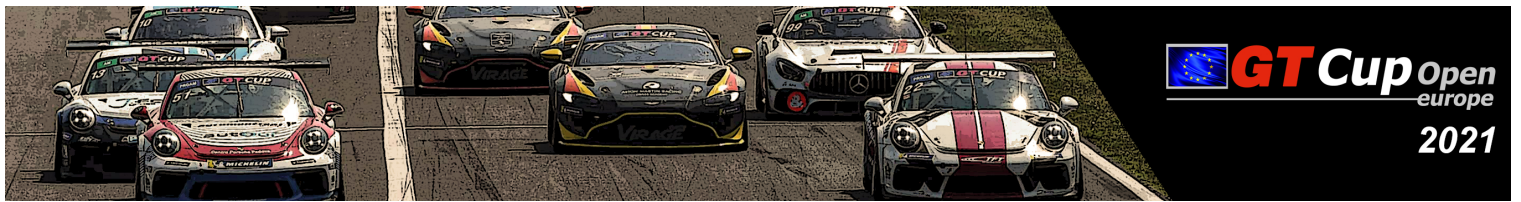
JOB/I-0020-ESP






















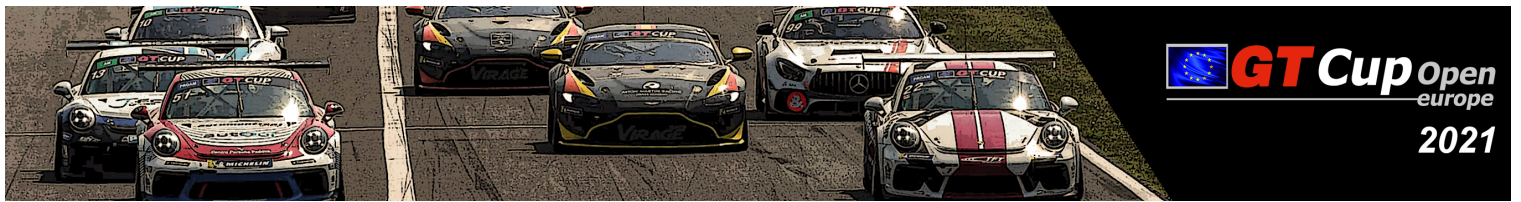
### Championship Classification

Cls.	Name	Nat.	Net Pts.	Pts.	 <b>Paul Ricard</b>		 <b>SPA-Francorchamps</b>		 <b>Hungaroring</b>		 <b>Monza</b>		 <b>Barcelona</b>	
					R1	R2	R1	R2	R1	R2	R1	R2	R1	R2
1	Andrzej Lewandowski		27	27	12	15								
2	Maciej Blazek		23	23	15	8								
	Mateusz Lisowski		23	23	15	8								
3	Nico Verdonck		22	22	10	12								
	Rodrigue Gillion		22	22	10	12								
4	Maciej Darmetko		18	18	8	10								
	Artur Janosz		18	18	8	10								
5	Glauco Solieri		12	12	6	6								
6	Fernando Fortes		8	8	4	4								
7	Jakub Dwernicki		8	8	5	3								
	Jan Antoszewski		8	8	5	3								
8	Jan Klingenberg		6	6	1	5								
	Dino Zamparelli		6	6	1	5								
9	Eugenio Pisani		5	5	3	2								
	Stefano Bozzoni		5	5	3	2								
10	Fernando Navarrete		3	3	2	1								
	Fernando Navarrete jr		3	3	2	1								
11	Marcio Mauro		0	0										
	Oscar Aristot		0	0										
12	Albert Estragués		0	0										
















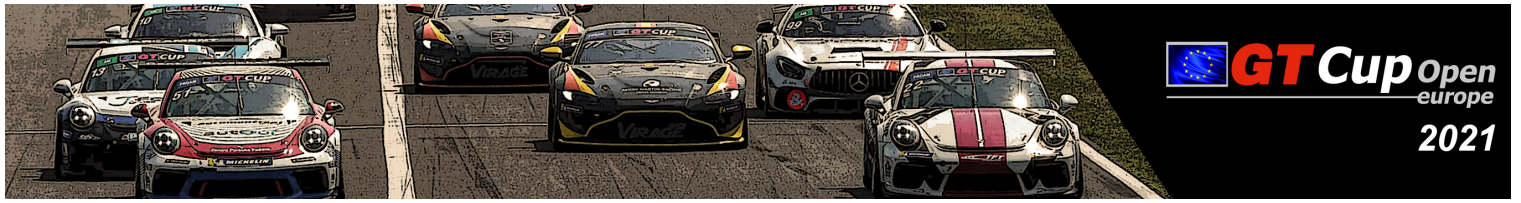
### Championship PROAM Classification

Cls.	Name	Nat.	Net Pts.	Pts.	 <b>Paul Ricard</b>		 <b>SPA-Francorchamps</b>		 <b>Hungaroring</b>		 <b>Monza</b>		 <b>Barcelona</b>	
					R1	R2	R1	R2	R1	R2	R1	R2	R1	R2
1	Nico Verdonck		18	18	8	10								
	Rodrigue Gillion		18	18	8	10								
2	Maciej Blazek		16	16	10	6								
	Mateusz Lisowski		16	16	10	6								
3	Maciej Darmetko		14	14	6	8								
	Artur Janosz		14	14	6	8								
4	Jakub Dwernicki		7	7	4	3								
	Jan Antoszewski		7	7	4	3								
5	Jan Klingelberg		6	6	2	4								
	Dino Zamparelli		6	6	2	4								
6	Eugenio Pisani		5	5	3	2								
	Stefano Bozzoni		5	5	3	2								


















### Championship AM Classification

Cls.	Name	Nat.	Net Pts.	Pts.	 Paul Ricard		 SPA-Francorchamps		 Hungaroring		 Monza		 Barcelona	
					R1	R2	R1	R2	R1	R2	R1	R2	R1	R2
1	Andrzej Lewandowski		20	20	10	10								
2	Glauco Solieri		16	16	8	8								
3	Fernando Fortes		12	12	6	6								
4	Fernando Navarrete		8	8	4	4								
	Fernando Navarrete jr		8	8	4	4								
5	Marcio Mauro		6	6	3	3								
	Oscar Aristot		6	6	3	3								
6	Albert Estragués		0	0										























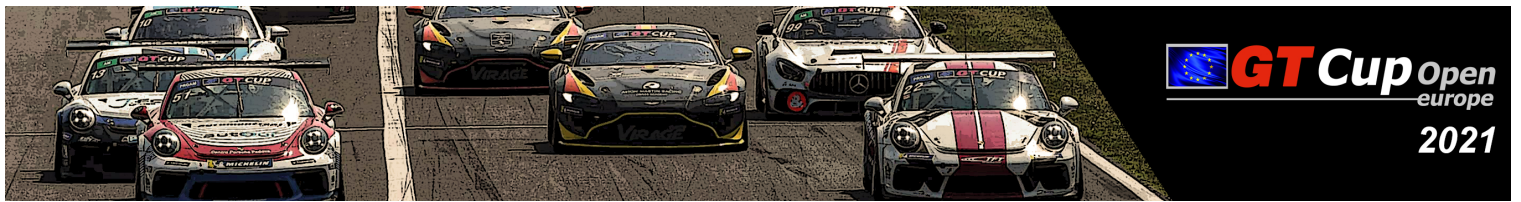
### Championship Teams' Classification

Cls.	Team	Nat.	Net Pts.	Pts.	 Paul Ricard		 SPA-Francorchamps		 Hungaroring		 Monza		 Barcelona	
					R1	R2	R1	R2	R1	R2	R1	R2	R1	R2
1	Vincenzo Sospiri Racing		18	18	8	10								
2	PROsport Racing		14	14	6	8								
3	A&P Racing Team PTT Tech Support		14	14	10	4								
4	Q1 by EMG Motorsport		10	10	4	6								
5	AKM Motorsport		6	6	3	3								
6	J. Morcillo / E2P Racing		2	2		2								
7	Alda Motorsport		2	2	2									
8	Eugenio Pisani		0	0										
	Three Sixty Racing Team		0	0										



### Drivers Statistics

Cls.	Nº	Name	Nat.	Net Points	Points	First Positions	Seconds Positions	Thirds Positions	Race Fastest Laps	Pole Positions	Laps in first place	Km. covered in Race	Km. covered in Practice
1	66	Andrzej Lewandowski		27	27	1	1				11	296.922	221.236
2	24	Maciej Blazek		23	23	1					26	291.100	314.388
	24	Mateusz Lisowski		23	23	1					26	291.100	314.388
3	191	Nico Verdonck		22	22		1	1	1	1	1	296.922	331.854
	191	Rodrigue Gillion		22	22		1	1	1	1	1	296.922	331.854
4	26	Maciej Darmetko		18	18			1			2	296.922	395.896
	26	Artur Janosz		18	18			1			2	296.922	395.896
5	12	Glauco Solieri		12	12							291.100	291.100
6	32	Fernando Fortes		8	8							291.100	244.524
7	100	Jakub Dwernicki		8	8							291.100	360.964
	100	Jan Antoszewski		8	8							291.100	360.964
8	28	Jan Klingelberg		6	6					1	11	291.100	355.142
	28	Dino Zamparelli		6	6					1	11	291.100	355.142
9	44	Eugenio Pisani		5	5				1			291.100	372.608
	44	Stefano Bozzoni		5	5				1			291.100	372.608
10	190	Fernando Navarrete		3	3							291.100	326.032
	190	Fernando Navarrete jr		3	3							291.100	326.032
11	27	Marcio Mauro		0	0							279.456	395.896
	27	Oscar Aristot		0	0							279.456	395.896
12	126	Albert Estragués		0	0							104.796	215.414



**Drivers Performance**

Cls.	Name	Nat.	Net Pts.	Pts.	 <b>Paul Ricard</b>		 <b>SPA-Francorchamps</b>		 <b>Hungaroring</b>		 <b>Monza</b>		 <b>Barcelona</b>	
					R1	R2	R1	R2	R1	R2	R1	R2	R1	R2
1	Andrzej Lewandowski		27	27	4-2	2-1								
2	Maciej Blazek		23	23	3-1	3-4								
	Mateusz Lisowski		23	23	3-1	3-4								
3	Nico Verdonck		22	22	6-3	1-2								
	Rodrigue Gillion		22	22	6-3	1-2								
4	Maciej Darmetko		18	18	2-4	8-3								
	Artur Janosz		18	18	2-4	8-3								
5	Glauco Solieri		12	12	9-5	7-5								
6	Fernando Fortes		8	8	12-7	9-7								
7	Jakub Dwernicki		8	8	10-6	4-8								
	Jan Antoszewski		8	8	10-6	4-8								
8	Jan Klingenberg		6	6	1-10	5-6								
	Dino Zamparelli		6	6	1-10	5-6								
9	Eugenio Pisani		5	5	5-8	11-9								
	Stefano Bozzoni		5	5	5-8	11-9								
10	Fernando Navarrete		3	3	8-9	12-10								
	Fernando Navarrete jr		3	3	8-9	12-10								
11	Marcio Mauro		0	0	11-11	10-11								
	Oscar Aristot		0	0	11-11	10-11								
12	Albert Estragués		0	0	7-NC	6-NC								