

**Paul Ricard**  
**GT Cup Open Europe**  
**Race - 2**



**Provisional Results**

Paul Ricard 5.822 m

Cls	N°	Entrant/Team	Nat	Driver 1	Nat	Driver 2	Nat	Vehicle	Cat	Cl	Laps	Total Time	Gap	Interval	Km/h	Best	Time	Km/h	
1	66	Vincenzo Sospiri Racing	ITA	Andrzej Lewandowski	POL			Lamborghini Huracan Super Trofeo Evo	AM	1	28	<b>1:02:41.695</b>			156.0	8	2:10.234	160.9	
2	191	PROsport Racing	DEU	Rodrigue Gillion	BEL	Nico Verdonck	BEL	Aston Martin Vantage	PROAM	1	28	<b>1:02:58.213</b>	16.518	16.518	155.3	4	2:09.773	161.5	
3	26	Q1 by EMG Motorsport	BEL	Maciej Darmetko	POL	Artur Janosz	POL	Porsche 911 GT3 Cup gen 2	PROAM	2	28	<b>1:03:05.572</b>	23.877	7.359	155.0	21	2:10.563	160.5	
4	24	A&P Racing Team PTT Tech Support	POL	Maciej Blazek	POL	Mateusz Lisowski	POL	Porsche 991 GT3 Cup gen 2	PROAM	3	27	<b>1:01:11.102</b>	1 Lap	1 Lap	154.1	4	2:09.860	161.3	
5	12	AKM Motorsport	SMR	Glauco Solieri	ITA			Lamborghini Huracan Super Trofeo Evo	AM	2	27	<b>1:01:40.138</b>	1 Lap	29.036	152.9	22	2:11.906	158.8	
6	28	J. Morcillo / E2P Racing	ESP	Dino Zamparelli	GBR	Jan Klingelberg	CHE	Porsche 911 GT3 Cup gen 2	PROAM	4	27	<b>1:01:40.320</b>	1 Lap	0.182	152.9	21	2:10.702	160.3	
7	32	Three Sixty Racing Team	AND	Fernando Fortes	BRA			Porsche 911 GT3 Cup gen 2	AM	3	27	<b>1:01:45.502</b>	1 Lap	5.182	152.7	18	2:13.399	157.1	
8	100	Alda Motorsport	POL	Jakub Dwernicki	POL	Jan Antoszewski	POL	Porsche 911 GT3 Cup gen 2	PROAM	5	27	<b>1:01:54.200</b>	1 Lap	8.698	152.3	2	2:11.165	159.7	
9	44	Eugenio Pisani	ITA	Eugenio Pisani	ITA	Stefano Bozzoni	ITA	Porsche 911 GT3 Cup gen 1	PROAM	6	27	<b>1:01:57.693</b>	1 Lap	3.493	152.2	15	2:09.398	161.9	
10	190	Three Sixty Racing Team	AND	Fernando Navarrete	ESP	Fernando Navarrete jr	ESP	Porsche 911 GT3 Cup gen 1	AM	4	27	<b>1:02:20.903</b>	1 Lap	23.210	151.2	15	2:10.783	160.2	
11	27	Three Sixty Racing Team	AND	Marcio Mauro	BRA	Oscar Aristot	AND	Porsche 911 GT3 Cup gen 2	AM	5	26	<b>1:02:02.164</b>	2 Laps	1 Lap	146.4	21	2:15.440	154.7	
<b>Not classified: (Requirements: 75% of number laps of leader = 21 Laps)</b>																			
126		Three Sixty Racing Team	AND	Albert Estragués	ESP			Transam Euro Ford Mustang 2018	AM	6	9	<b>20:09.108</b>	19 Laps	17 Laps	156.0	7	2:12.815	157.8	

**Fastest lap Pisani - Bozzoni in 2:09.398 at 161.9 Km/h in lap 15**

Published at:.....

Air Temp: **26.5 °C** Temp. Aire: **18.7 °C** Humidity: **68 %** Track Status: **DRY**

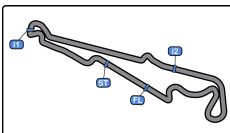
**Stewards:**

**Race Director:**

**Timekeeper:** Luis Angel Garcia Nuñez

JOB/I-0020-ESP





Paul Ricard  
GT Cup Open Europe  
Race - 2



5.822 m  
Provisional Results by Class

Cls	Nº	Entrant/Team	Nat	Driver 1	Nat	Driver 2	Nat	Vehicle	Cat	Cl	Laps	Total Time	Gap	Interval	Km/h	Best	Time	Km/h	
<b>AM</b>																			
1	66	Vincenzo Sospiri Racing	ITA	Andrzej Lewandowski	POL			Lamborghini Huracan Super Trofeo Evo	AM	1	28	1:02:41.695			156.0	8	2:10.234	160.9	
2	12	AKM Motorsport	SMR	Glauco Solieri	ITA			Lamborghini Huracan Super Trofeo Evo	AM	2	27	1:01:40.138	1 Lap	1 Lap	152.9	22	2:11.906	158.8	
3	32	Three Sixty Racing Team	AND	Fernando Fortes	BRA			Porsche 911 GT3 Cup gen 2	AM	3	27	1:01:45.502	1 Lap	5.364	152.7	18	2:13.399	157.1	
4	190	Three Sixty Racing Team	AND	Fernando Navarrete	ESP	Fernando Navarrete jr	ESP	Porsche 911 GT3 Cup gen 1	AM	4	27	1:02:20.903	1 Lap	35.401	151.2	15	2:10.783	160.2	
5	27	Three Sixty Racing Team	AND	Marcio Mauro	BRA	Oscar Aristot	AND	Porsche 911 GT3 Cup gen 2	AM	5	26	1:02:02.164	2 Laps	1 Lap	146.4	21	2:15.440	154.7	
<b>Not classified: (Requirements: 75% of number laps of leader = 21 Laps)</b>																			
	126	Three Sixty Racing Team	AND	Albert Estragués	ESP			Transam Euro Ford Mustang 2018	AM	6	9	20:09.108	19 Laps	17 Laps	156.0	7	2:12.815	157.8	

<b>PROAM</b>																			
1	191	PROsport Racing	DEU	Rodrigue Gillion	BEL	Nico Verdonck	BEL	Aston Martin Vantage	PROAM	1	28	1:02:58.213			155.3	4	2:09.773	161.5	
2	26	Q1 by EMG Motorsport	BEL	Maciej Darmetko	POL	Artur Janosz	POL	Porsche 911 GT3 Cup gen 2	PROAM	2	28	1:03:05.572	7.359	7.359	155.0	21	2:10.563	160.5	
3	24	A&P Racing Team PTT Tech Support	POL	Maciej Blazek	POL	Mateusz Lisowski	POL	Porsche 991 GT3 Cup gen 2	PROAM	3	27	1:01:11.102	1 Lap	1 Lap	154.1	4	2:09.860	161.3	
4	28	J. Morcillo / E2P Racing	ESP	Dino Zamparelli	GBR	Jan Klingenberg	DEU	Porsche 911 GT3 Cup gen 2	PROAM	4	27	1:01:40.320	1 Lap	29.218	152.9	21	2:10.702	160.3	
5	100	Alda Motorsport	POL	Jakub Dwernicki	POL	Jan Antoszewski	POL	Porsche 911 GT3 Cup gen 2	PROAM	5	27	1:01:54.200	1 Lap	13.880	152.3	2	2:11.165	159.7	
6	44	Eugenio Pisani	ITA	Eugenio Pisani	ITA	Stefano Bozzoni	ITA	Porsche 911 GT3 Cup gen 1	PROAM	6	27	1:01:57.693	1 Lap	3.493	152.2	15	2:09.398	161.9	

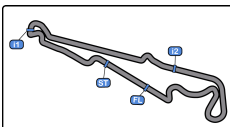
Fastest lap Pisani - Bozzoni in 2:09.398 at 161.9 Km/h in lap 15

Published at:.....

Air Temp: 26.5 °C Temp. Aire: 18.7 °C Humidity: 68 % Track Status: DRY

Stewards:	Race Director:	Timekeeper: Luis Angel Garcia Nuñez <i>[Signature]</i> JOB/I-0020-ESP
-----------	----------------	---





Paul Ricard  
GT Cup Open Europe  
Race - 2



5.822 m. Provisional Results by Category

Cls	N°	Entrant/Team	Nat	Driver 1	Nat	Driver 2	Nat	Vehicle	Cat	Cl	Laps	Total Time	Gap	Interval	Km/h	Best	Time	Km/h
<b>GT Open Cup Europe</b>																		
1	66	Vincenzo Sospiri Racing	ITA	Andrzej Lewandowski	POL			Lamborghini Huracan Super Trofeo Evo	AM	1	28	1:02:41.695			156.0	8	2:10.234	160.9
2	191	PROsport Racing	DEU	Rodrigue Gillion	BEL	Nico Verdonck	BEL	Aston Martin Vantage	PROAM	1	28	1:02:58.213	16.518	16.518	155.3	4	2:09.773	161.5
3	26	Q1 by EMG Motorsport	BEL	Maciej Darmetko	POL	Artur Janosz	POL	Porsche 911 GT3 Cup gen 2	PROAM	2	28	1:03:05.572	23.877	7.359	155.0	21	2:10.563	160.5
4	24	A&P Racing Team PTT Tech Support	POL	Maciej Blazek	POL	Mateusz Lisowski	POL	Porsche 991 GT3 Cup gen 2	PROAM	3	27	1:01:11.102	1 Lap	1 Lap	154.1	4	2:09.860	161.3
5	12	AKM Motorsport	ITA	Glauco Solieri	ITA			Lamborghini Huracan Super Trofeo Evo	AM	2	27	1:01:40.138	1 Lap	29.036	152.9	22	2:11.906	158.8
6	28	J. Morcillo / E2P Racing	ESP	Dino Zamparelli	GBR	Jan Klingelberg	CHE	Porsche 911 GT3 Cup gen 2	PROAM	4	27	1:01:40.320	1 Lap	0.182	152.9	21	2:10.702	160.3
7	32	Three Sixty Racing Team	AND	Fernando Fortes	BRA			Porsche 911 GT3 Cup gen 2	AM	3	27	1:01:45.502	1 Lap	5.182	152.7	18	2:13.399	157.1
8	100	Alda Motorsport	POL	Jakub Dwernicki	POL	Jan Antoszewski	POL	Porsche 911 GT3 Cup gen 2	PROAM	5	27	1:01:54.200	1 Lap	8.698	152.3	2	2:11.165	159.7
9	44	Eugenio Pisani	ITA	Eugenio Pisani	ITA	Stefano Bozzoni	ITA	Porsche 911 GT3 Cup gen 1	PROAM	6	27	1:01:57.693	1 Lap	3.493	152.2	15	2:09.398	161.9
10	190	Three Sixty Racing Team	AND	Fernando Navarrete	ESP	Fernando Navarrete jr	ESP	Porsche 911 GT3 Cup gen 1	AM	4	27	1:02:20.903	1 Lap	23.210	151.2	15	2:10.783	160.2
11	27	Three Sixty Racing Team	AND	Marcio Mauro	BRA	Oscar Aristot	AND	Porsche 911 GT3 Cup gen 2	AM	5	26	1:02:02.164	2 Laps	1 Lap	146.4	21	2:15.440	154.7
<b>Not classified: (Requirements: 75% of number laps of leader = 21 Laps)</b>																		
	126	Three Sixty Racing Team	POL	Albert Estragués	ESP			Transam Euro Ford Mustang 2018	AM	6	9	20:09.108	19 Laps	17 Laps	156.0	7	2:12.815	157.8

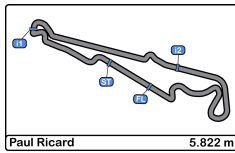
Fastest lap Pisani - Bozzoni in 2:09.398 at 161.9 Km/h in lap 15

Published at:.....

Air Temp: 26.5 °C Temp. Aire: 18.7 °C Humidity: 68 % Track Status: DRY

Stewards:	Race Director:	Timekeeper: Luis Angel Garcia Nuñez  JOB/I-0020-ESP
-----------	----------------	---





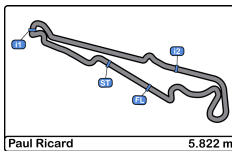
**Paul Ricard**  
**GT Cup Open Europe**  
**Race - 2**



**Provisional Classification by Driver Fastest Lap**

Cl	N°	Entrant/Team	Nat	Vehicle	Driver	Nat	Cat	Cl	Laps	Best	Time	Gap	Interval	Km/h
1	44	Eugenio Pisani	ITA	Porsche 911 GT3 Cup gen 1	Eugenio Pisani	ITA	PROAM	1	16	4	2:09.398			161.9
2	191	PROsport Racing	DEU	Aston Martin Vantage	Nico Verdonck	BEL	PROAM	2	14	4	2:09.773	0.375	0.375	161.5
3	24	A&P Racing Team PTT Tech Support	POL	Porsche 991 GT3 Cup gen 2	Mateusz Lisowski	POL	PROAM	3	16	4	2:09.860	0.462	0.087	161.3
4	66	Vincenzo Sospiri Racing	ITA	Lamborghini Huracan Super Trofeo	Andrzej Lewandowski	POL	AM	1	28	8	2:10.234	0.836	0.374	160.9
5	26	Q1 by EMG Motorsport	BEL	Porsche 911 GT3 Cup gen 2	Artur Janosz	POL	PROAM	4	17	10	2:10.563	1.165	0.329	160.5
6	28	J. Morcillo / E2P Racing	ESP	Porsche 911 GT3 Cup gen 2	Dino Zamparelli	GBR	PROAM	5	16	10	2:10.702	1.304	0.139	160.3
7	190	Three Sixty Racing Team	AND	Porsche 911 GT3 Cup gen 1	Fernando Navarrete j	ESP	AM	2	15	3	2:10.783	1.385	0.081	160.2
8	100	Alda Motorsport	POL	Porsche 911 GT3 Cup gen 2	Jan Antoszewski	POL	PROAM	6	15	2	2:11.165	1.767	0.382	159.7
9	191	PROsport Racing	DEU	Aston Martin Vantage	Rodrigue Gillion	BEL	PROAM	7	14	10	2:11.717	2.319	0.552	159.1
10	12	AKM Motorsport	SMR	Lamborghini Huracan Super Trofeo	Glauco Solieri	ITA	AM	3	27	22	2:11.906	2.508	0.189	158.8
11	26	Q1 by EMG Motorsport	BEL	Porsche 911 GT3 Cup gen 2	Maciej Darmetko	POL	PROAM	8	11	6	2:12.385	2.987	0.479	158.3
12	126	Three Sixty Racing Team	AND	Transam Euro Ford Mustang 2018	Albert Estragués	ESP	AM	4	9	7	2:12.815	3.417	0.430	157.8
13	32	Three Sixty Racing Team	AND	Porsche 911 GT3 Cup gen 2	Fernando Fortes	BRA	AM	5	27	18	2:13.399	4.001	0.584	157.1
14	28	J. Morcillo / E2P Racing	ESP	Porsche 911 GT3 Cup gen 2	Jan Klingelberg	CHE	PROAM	9	11	4	2:13.793	4.395	0.394	156.6
15	24	A&P Racing Team PTT Tech Support	POL	Porsche 991 GT3 Cup gen 2	Maciej Blazek	POL	PROAM	10	11	7	2:13.859	4.461	0.066	156.5
16	27	Three Sixty Racing Team	AND	Porsche 911 GT3 Cup gen 2	Marcio Mauro	BRA	AM	6	14	9	2:15.440	6.042	1.581	154.7
17	100	Alda Motorsport	POL	Porsche 911 GT3 Cup gen 2	Jakub Dwernicki	POL	PROAM	11	12	5	2:15.798	6.400	0.358	154.3
18	27	Three Sixty Racing Team	AND	Porsche 911 GT3 Cup gen 2	Oscar Aristot	ESP	AM	7	12	11	2:16.635	7.237	0.837	153.3
19	44	Eugenio Pisani	ITA	Porsche 911 GT3 Cup gen 1	Stefano Bozzoni	ITA	PROAM	12	11	4	2:16.664	7.266	0.029	153.3
20	190	Three Sixty Racing Team	AND	Porsche 911 GT3 Cup gen 1	Fernando Navarrete	ESP	AM	8	12	4	2:17.103	7.705	0.439	152.8





**Paul Ricard**  
**GT Cup Open Europe**

**Race - 2**

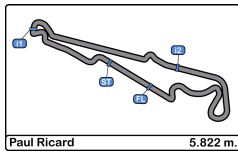
**Distance and Speed Average**

Paul Ricard 5.822 m.



Cls	N°	Entrant/Team	Nat	Driver 1	Nat	Driver 2	Nat	Vehicle	Cat	Cls	Laps	Distance	Total Time	Km/h
1	66	Vincenzo Sospiri Racing	ITA	Andrzej Lewandowski	POL			Lamborghini Huracan Super Trofeo Evo	AM	1	28	163.01	1:02:41.695	156.0
2	191	PROsport Racing	BEL	Rodrigue Gillion	BEL	Nico Verdonck	BEL	Aston Martin Vantage	PROAM	1	28	163.01	1:02:58.213	155.3
3	26	Q1 by EMG Motorsport	BEL	Maciej Darmetko	POL	Artur Janosz	POL	Porsche 911 GT3 Cup gen 2	PROAM	2	28	163.01	1:03:05.572	155.0
4	24	A&P Racing Team PTT Tech Support	POL	Maciej Blazek	POL	Mateusz Lisowski	POL	Porsche 991 GT3 Cup gen 2	PROAM	3	27	157.19	1:01:11.102	154.1
5	12	AKM Motorsport	SMR	Glauco Solieri	ITA			Lamborghini Huracan Super Trofeo Evo	AM	2	27	157.19	1:01:40.138	152.9
6	28	J. Morcillo / E2P Racing	ESP	Dino Zamparelli	GBR	Jan Klingelberg	CHE	Porsche 911 GT3 Cup gen 2	PROAM	4	27	157.19	1:01:40.320	152.9
7	32	Three Sixty Racing Team	AND	Fernando Fortes	BRA			Porsche 911 GT3 Cup gen 2	AM	3	27	157.19	1:01:45.502	152.7
8	100	Alda Motorsport	POL	Jakub Dwernicki	POL	Jan Antoszewski	POL	Porsche 911 GT3 Cup gen 2	PROAM	5	27	157.19	1:01:54.200	152.3
9	44	Eugenio Pisani	ITA	Eugenio Pisani	ITA	Stefano Bozzoni	ITA	Porsche 911 GT3 Cup gen 1	PROAM	6	27	157.19	1:01:57.693	152.2
10	190	Three Sixty Racing Team	AND	Fernando Navarrete	ESP	Fernando Navarrete jr	ESP	Porsche 911 GT3 Cup gen 1	AM	4	27	157.19	1:02:20.903	151.2
11	27	Three Sixty Racing Team	AND	Marcio Mauro	BRA	Oscar Aristot	AND	Porsche 911 GT3 Cup gen 2	AM	5	26	151.37	1:02:02.164	146.4
<b>Not classified: (Requirements: 75% of number laps of leader = 21 Laps)</b>														
	126	Three Sixty Racing Team	AND	Albert Estragués	ESP			Transam Euro Ford Mustang 2018	AM	6	9	52.39	20:09.108	156.0





**Paul Ricard**  
**GT Cup Open Europe**  
**Race - 2**  
**Lap Analysis**



12

1 Glauco Solieri

Lamborghini Huracan Super Trofeo Evo

24

1 Maciej Blazek

Porsche 991 GT3 Cup gen 2

AM

2

AKM Motorsport

PROAM

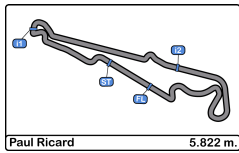
2 Mateusz Lisowski

A&P Racing Team PTT Tech Support

Lap	D	Time	Sector 1	Sector 2	Sector 3	T. Spd	Elapsed
1		2:22.442	44.258	40.773	57.411	228.8	2:22.442
2		2:15.805	37.257	40.973	57.575	231.7	4:38.247
3		2:16.986	37.386	41.912	57.688	231.2	6:55.233
4		2:14.791	37.453	40.556	56.782	231.7	9:10.024
5		2:14.135	37.123	40.182	56.830	231.7	11:24.159
6		2:13.432	36.642	40.053	56.737	232.7	13:37.591
7		2:13.288	36.844	39.977	56.467	232.2	15:50.879
8		2:13.455	36.702	39.940	56.813	232.7	18:04.334
9		2:14.196	36.889	40.604	56.703	233.2	20:18.530
10		2:13.883	36.545	39.982	57.356	230.7	22:32.413
11		2:14.839	36.848	40.246	57.745	231.2	24:47.252
12		2:15.331	37.168	41.085	57.078	227.8	27:02.583
13		2:13.872	36.744	40.036	57.092	229.7	29:16.455
14		2:16.873	37.234	42.662	56.977	230.7	31:33.328
15		2:22.162 P	36.931	40.418	1:04.813	231.7	33:55.490
16		3:22.193	1:45.213	40.339	56.641	142.1	37:17.683
17		2:13.031	36.557	40.026	56.448	231.7	39:30.714
18		2:13.112	36.619	39.834	56.659	231.7	41:43.826
19		2:12.314	36.275	39.834	56.205	231.2	43:56.140
20		2:12.338	36.345	39.560	56.433	232.2	46:08.478
21		2:11.927	36.108	39.409	56.410	231.7	48:20.405
22		2:11.906	36.175	39.588	56.143	231.2	50:32.311
23		2:14.674	37.036	40.005	57.633	232.7	52:46.985
24		2:12.650	36.725	39.592	56.333	231.7	54:59.635
25		2:12.463	36.235	40.117	56.111	229.7	57:12.098
26		2:13.623	37.266	39.887	56.470	232.2	59:25.721
27		2:14.417	36.661	40.646	57.110	232.2	1:01:40.138

Lap	D	Time	Sector 1	Sector 2	Sector 3	T. Spd	Elapsed
1	2	2:17.254	42.122	39.787	55.345	233.7	2:17.254
2	2	2:10.314	35.871	39.351	55.092	230.7	4:27.568
3	2	2:09.954	35.690	39.206	55.058	230.7	6:37.522
4	2	2:09.860	35.571	39.190	55.099	230.7	8:47.382
5	2	2:10.134	35.633	39.166	55.335	230.2	10:57.516
6	2	2:10.306	35.834	39.224	55.248	230.7	13:07.822
7	2	2:10.643	35.789	39.322	55.532	230.2	15:18.465
8	2	2:10.202	35.627	39.255	55.320	230.2	17:28.667
9	2	2:10.504	35.695	39.443	55.366	230.7	19:39.171
10	2	2:10.577	35.687	39.377	55.513	230.2	21:49.748
11	2	2:10.760	35.877	39.236	55.647	230.2	24:00.508
12	2	2:10.302	35.699	39.331	55.272	230.7	26:10.810
13	2	2:10.803	36.180	39.290	55.333	229.7	28:21.613
14	2	2:10.349	35.715	39.330	55.304	231.2	30:31.962
15	2	2:11.989	35.837	40.462	55.690	230.7	32:43.951
16	2	3:11.437 P	35.830	39.349	1:56.258	232.7	35:55.388
17	1	2:47.202	1:07.660	41.768	57.774	140.0	38:42.590
18	1	2:15.398	37.714	40.394	57.290	231.2	40:57.988
19	1	2:15.426	37.798	39.942	57.686	231.7	43:13.414
20	1	2:14.825	36.961	40.396	57.468	231.2	45:28.239
21	1	2:14.455	36.980	40.152	57.323	231.2	47:42.694
22	1	2:15.486	37.060	40.424	58.002	231.2	49:58.180
23	1	2:13.859	36.708	39.911	57.240	231.2	52:12.039
24	1	2:13.868	36.873	39.892	57.103	231.2	54:25.907
25	1	2:14.430	36.725	40.018	57.687	231.7	56:40.337
26	1	2:13.939	36.661	39.980	57.298	232.2	58:54.276
27	1	2:16.826	37.993	41.122	57.711	231.7	1:01:11.102





**Paul Ricard**  
**GT Cup Open Europe**  
**Race - 2**  
**Lap Analysis**



**26**

1 Maciej Darmetko

Porsche 911 GT3 Cup gen 2

**27**

1 Marcio Mauro

Porsche 911 GT3 Cup gen 2

PROAM

2 Artur Janosz

Q1 by EMG Motorsport

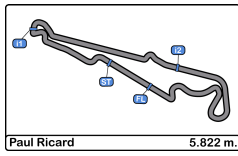
AM

2 Oscar Aristot

Three Sixty Racing Team

Lap	D	Time	Sector 1	Sector 2	Sector 3	T. Spd	Elapsed	Lap	D	Time	Sector 1	Sector 2	Sector 3	T. Spd	Elapsed
1	1	2:24.880	44.765	41.307	58.808	231.7	2:24.880	1	2	2:30.702	46.842	44.674	59.186	230.2	2:30.702
2	1	2:14.483	37.591	39.912	56.980	230.7	4:39.363	2	2	2:19.967	38.696	41.451	59.820	226.4	4:50.669
3	1	2:14.737	37.024	40.649	57.064	232.2	6:54.100	3	2	2:19.205	38.628	41.459	59.118	226.4	7:09.874
4	1	2:14.327	37.218	40.221	56.888	233.2	9:08.427	4	2	2:17.132	38.072	41.167	57.893	228.3	9:27.006
5	1	2:12.779	36.711	39.734	56.334	230.2	11:21.206	5	2	2:18.116	37.771	41.535	58.810	227.3	11:45.122
6	1	2:12.385	36.452	39.757	56.176	230.2	13:33.591	6	2	2:19.527	40.012	42.029	57.486	225.9	14:04.649
7	1	2:12.748	36.548	39.751	56.449	230.7	15:46.339	7	2	2:18.807	37.633	41.030	1:00.144	229.2	16:23.456
8	1	2:12.756	36.545	39.606	56.605	230.7	17:59.095	8	2	2:20.062	38.424	42.916	58.722	228.3	18:43.518
9	1	2:12.961	36.771	39.831	56.359	230.7	20:12.056	9	2	2:18.746	38.078	42.185	58.483	229.2	21:02.264
10	1	2:14.001	36.562	41.036	56.403	231.2	22:26.057	10	2	2:17.711	37.920	41.120	58.671	228.8	23:19.975
11	1	2:20.289 P	36.712	39.850	1:03.727	230.7	24:46.346	11	2	2:16.635	38.147	40.819	57.669	218.6	25:36.610
12	2	3:15.933	1:40.060	39.620	56.253	141.3	28:02.279	12	2	4:07.030 P	38.561	41.079	2:47.390	227.8	29:43.640
13	2	2:12.108	36.921	39.589	55.598	231.7	30:14.387	13	1	2:35.999	54.402	42.783	58.814	135.6	32:19.639
14	2	2:11.306	35.751	39.982	55.573	232.2	32:25.693	14	1	2:19.409	38.914	41.520	58.975	228.8	34:39.048
15	2	2:10.835	35.888	39.313	55.634	232.2	34:36.528	15	1	2:17.178	38.579	41.080	57.519	230.2	36:56.226
16	2	2:12.012	35.654	39.443	56.915	232.7	36:48.540	16	1	2:18.093	38.350	41.689	58.054	230.2	39:14.319
17	2	2:11.292	35.961	39.975	55.356	234.2	38:59.832	17	1	2:18.302	38.480	41.574	58.248	229.7	41:32.621
18	2	2:10.642	35.853	39.287	55.502	233.2	41:10.474	18	1	2:16.163	37.820	40.856	57.487	229.7	43:48.784
19	2	2:11.494	36.436	39.410	55.648	234.2	43:21.968	19	1	2:16.847	38.831	40.669	57.347	229.7	46:05.631
20	2	2:11.262	35.997	39.639	55.626	232.7	45:33.230	20	1	2:16.278	37.488	40.588	58.202	230.7	48:21.909
21	2	2:10.563	35.799	39.307	55.457	232.7	47:43.793	21	1	2:15.440	37.458	40.671	57.311	230.7	50:37.349
22	2	2:12.521	36.641	39.271	56.609	233.2	49:56.314	22	1	2:16.870	38.991	41.035	56.844	220.8	52:54.219
23	2	2:11.203	35.896	39.601	55.706	231.2	52:07.517	23	1	2:17.493	38.146	40.456	58.891	230.7	55:11.712
24	2	2:10.951	35.716	39.540	55.695	232.2	54:18.468	24	1	2:17.542	38.393	41.420	57.729	231.7	57:29.254
25	2	2:10.904	35.835	39.344	55.725	232.2	56:29.372	25	1	2:16.340	37.843	40.721	57.776	230.7	59:45.594
26	2	2:11.010	35.888	39.554	55.568	232.7	58:40.382	26	1	2:16.570	38.151	40.723	57.696	230.2	1:02:02.164
27	2	2:13.425	38.273	39.464	55.688	232.7	1:00:53.807								
28	2	2:11.765	36.113	39.514	56.138	232.7	1:03:05.572								





**Paul Ricard**  
**GT Cup Open Europe**  
**Race - 2**  
**Lap Analysis**



28

1 Dino Zamparelli

Porsche 911 GT3 Cup gen 2

32

1 Fernando Fortes

Porsche 911 GT3 Cup gen 2

PROAM

2 Jan Klingelberg

J. Morcillo / E2P Racing

AM

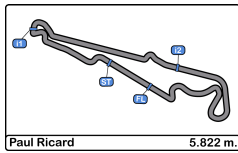
2

Three Sixty Racing Team

Lap	D	Time	Sector 1	Sector 2	Sector 3	T. Spd	Elapsed	Lap	D	Time	Sector 1	Sector 2	Sector 3	T. Spd	Elapsed
1	2	2:39.429	43.376	41.152	1:14.901	230.2	2:39.429	1		2:24.057	45.258	41.148	57.651	230.2	2:24.057
2	2	2:15.881	37.632	40.458	57.791	230.2	4:55.310	2		2:14.566	37.464	40.316	56.786	229.7	4:38.623
3	2	2:19.285	40.297	41.318	57.670	229.7	7:14.595	3		2:15.279	37.293	40.974	57.012	228.8	6:53.902
4	2	2:13.793	36.673	40.100	57.020	229.2	9:28.388	4		2:14.751	38.035	40.239	56.477	226.4	9:08.653
5	2	2:16.600	36.718	41.322	58.560	230.7	11:44.988	5		2:13.791	37.163	40.182	56.446	230.2	11:22.444
6	2	2:15.393	36.856	41.200	57.337	229.2	14:00.381	6		2:14.333	36.761	40.475	57.097	229.7	13:36.777
7	2	2:14.119	36.790	40.046	57.283	230.2	16:14.500	7		2:13.469	36.714	40.241	56.514	229.2	15:50.246
8	2	2:15.774	37.026	41.307	57.441	230.2	18:30.274	8		2:13.639	36.700	40.289	56.650	228.8	18:03.885
9	2	2:17.584	36.797	40.800	59.987	229.7	20:47.858	9		2:15.356	36.848	41.373	57.135	228.8	20:19.241
10	2	2:16.582	37.310	41.123	58.149	231.2	23:04.440	10		2:13.731	36.892	40.199	56.640	228.8	22:32.972
11	2	3:07.111 P	37.011	42.210	1:47.890	231.2	26:11.551	11		2:14.545	36.644	40.400	57.501	228.8	24:47.517
12	1	2:30.495	54.629	39.894	55.972	139.7	28:42.046	12		2:15.829	37.799	40.848	57.182	228.3	27:03.346
13	1	2:11.831	36.351	39.646	55.834	231.2	30:53.877	13		3:06.188 P	36.753	39.985	1:49.450	227.8	30:09.534
14	1	2:13.012	36.127	39.579	57.306	230.2	33:06.889	14		2:29.813	52.659	40.403	56.751	139.3	32:39.347
15	1	2:11.156	35.852	39.658	55.646	232.2	35:18.045	15		2:15.008	37.069	41.643	56.296	227.3	34:54.355
16	1	2:12.219	36.738	39.735	55.746	230.2	37:30.264	16		2:13.625	36.655	40.117	56.853	228.3	37:07.980
17	1	2:11.511	36.088	39.655	55.768	230.7	39:41.775	17		2:13.558	36.761	40.273	56.524	228.3	39:21.538
18	1	2:11.096	35.812	39.629	55.655	231.2	41:52.871	18		2:13.399	36.505	40.424	56.470	229.2	41:34.937
19	1	2:11.986	36.909	39.521	55.556	230.7	44:04.857	19		2:14.317	37.115	40.388	56.814	228.8	43:49.254
20	1	2:10.733	35.734	39.365	55.634	231.7	46:15.590	20		2:14.457	37.598	40.440	56.419	230.2	46:03.711
21	1	2:10.702	35.682	39.362	55.658	231.2	48:26.292	21		2:13.864	37.218	40.199	56.447	228.3	48:17.575
22	1	2:11.102	35.679	39.378	56.045	231.2	50:37.394	22		2:14.029	36.993	40.300	56.736	229.2	50:31.604
23	1	2:12.485	35.963	40.352	56.170	229.7	52:49.879	23		2:14.547	37.128	40.452	56.967	227.3	52:46.151
24	1	2:11.745	35.847	39.797	56.101	231.7	55:01.624	24		2:14.658	36.884	40.493	57.281	228.3	55:00.809
25	1	2:13.468	36.514	40.026	56.928	233.2	57:15.092	25		2:14.159	37.063	38.924	58.172	228.8	57:14.968
26	1	2:13.151	36.710	39.561	56.880	233.2	59:28.243	26		2:14.484	37.453	40.351	56.680	225.4	59:29.452
27	1	2:12.077	35.901	40.123	56.053	231.7	1:01:40.320	27		2:16.050	37.325	41.538	57.187	231.7	1:01:45.502





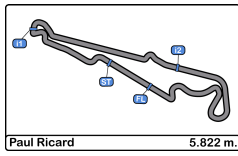


**Paul Ricard**  
**GT Cup Open Europe**  
**Race - 2**  
**Lap Analysis**



44							66								
1 Eugenio Pisani Porsche 911 GT3 Cup gen 1							1 Andrzej Lewandowski Lamborghini Huracan Super Trofeo Evo								
PROAM							AM								
2 Stefano Bozzoni							2 Vincenzo Sospiri Racing								
Lap	D	Time	Sector 1	Sector 2	Sector 3	T. Spd	Elapsed	Lap	D	Time	Sector 1	Sector 2	Sector 3	T. Spd	Elapsed
1	2	2:38.969	45.808	54.639	58.522	219.9	2:38.969	1		2:18.077	42.206	40.220	55.651	232.2	2:18.077
2	2	2:18.362	37.438	41.984	58.940	233.2	4:57.331	2		2:11.234	36.134	39.594	55.506	233.2	4:29.311
3	2	2:18.035	37.795	41.562	58.678	236.3	7:15.366	3		2:11.216	36.147	39.586	55.483	231.7	6:40.527
4	2	2:16.664	37.415	40.815	58.434	235.2	9:32.030	4		2:11.529	36.122	39.767	55.640	231.2	8:52.056
5	2	2:17.859	37.670	41.679	58.510	234.2	11:49.889	5		2:12.632	36.061	39.581	56.990	229.7	11:04.688
6	2	2:16.740	37.688	40.679	58.373	235.8	14:06.629	6		2:10.712	35.921	39.327	55.464	230.7	13:15.400
7	2	2:17.011	37.365	40.494	59.152	237.3	16:23.640	7		2:11.135	36.054	39.643	55.438	232.2	15:26.535
8	2	2:18.252	37.259	41.119	59.874	236.8	18:41.892	8		2:10.234	35.999	39.183	55.052	231.7	17:36.769
9	2	2:19.239	37.617	42.215	59.407	230.7	21:01.131	9		2:10.719	35.869	39.485	55.365	230.7	19:47.488
10	2	2:19.047	38.030	42.785	58.232	235.8	23:20.178	10		2:10.827	35.839	39.544	55.444	231.2	21:58.315
11	2	2:18.388 P	36.996	40.808	1:00.584	235.8	25:38.566	11		2:10.302	35.798	39.275	55.229	231.7	24:08.617
12	1	3:17.142	1:42.272	38.941	55.929	141.1	28:55.708	12		3:14.028 P	35.942	39.505	1:58.581	231.7	27:22.645
13	1	2:12.926	38.076	38.903	55.947	236.3	31:08.634	13		2:27.616	52.518	39.419	55.679	135.3	29:50.261
14	1	2:09.789	35.553	38.934	55.302	238.9	33:18.423	14		2:10.638	36.052	39.295	55.291	231.2	32:00.899
15	1	2:09.398	35.492	38.670	55.236	237.8	35:27.821	15		2:10.555	35.880	39.358	55.317	231.2	34:11.454
16	1	2:09.657	35.597	38.913	55.147	238.4	37:37.478	16		2:12.320	35.728	40.255	56.337	231.2	36:23.774
17	1	2:12.107	35.608	39.079	57.420	238.4	39:49.585	17		2:11.166	36.639	39.405	55.122	231.7	38:34.940
18	1	2:10.226	35.811	39.008	55.407	239.4	41:59.811	18		2:11.475	36.101	39.645	55.729	232.2	40:46.415
19	1	2:09.989	35.587	38.985	55.417	237.8	44:09.800	19		2:11.837	36.135	39.944	55.758	231.2	42:58.252
20	1	2:09.816	35.587	38.977	55.252	239.4	46:19.616	20		2:10.951	35.778	39.498	55.675	232.7	45:09.203
21	1	2:10.388	35.885	38.992	55.511	238.4	48:30.004	21		2:11.242	36.265	39.243	55.734	231.2	47:20.445
22	1	2:10.949	35.807	38.963	56.179	238.9	50:40.953	22		2:11.123	35.970	39.455	55.698	231.2	49:31.568
23	1	2:10.763	35.961	39.282	55.520	238.9	52:51.716	23		2:12.133	36.496	39.712	55.925	229.7	51:43.701
24	1	2:10.860	35.811	39.026	56.023	238.9	55:02.576	24		2:11.576	36.204	39.578	55.794	229.2	53:55.277
25	1	2:17.617 P	36.036	39.631	1:01.950	241.6	57:20.193	25		2:11.295	36.272	39.358	55.665	231.2	56:06.572
26	1	2:25.746	51.111	38.900	55.735	140.9	59:45.939	26		2:11.104	36.109	39.317	55.678	230.2	58:17.676
27	1	2:11.754	36.219	39.492	56.043	238.9	1:01:57.693	27		2:11.728	36.478	39.369	55.881	230.2	1:00:29.404
								28		2:12.291	36.243	39.679	56.369	231.2	1:02:41.695





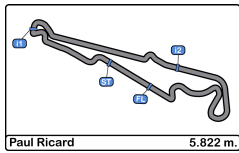
**Paul Ricard**  
**GT Cup Open Europe**  
**Race - 2**  
**Lap Analysis**



100							190								
1 Jakub Dwernicki			Porsche 911 GT3 Cup gen 2				1 Fernando Navarrete			Porsche 911 GT3 Cup gen 1					
PROAM			Alda Motorsport				AM			Three Sixty Racing Team					
2 Jan Antoszewski							2 Fernando Navarrete jr								
Lap	D	Time	Sector 1	Sector 2	Sector 3	T. Spd	Elapsed	Lap	D	Time	Sector 1	Sector 2	Sector 3	T. Spd	Elapsed
1	2	2:18.757	42.395	40.272	56.090	234.7	2:18.757	1	1	2:32.002	48.008	44.103	59.891	230.7	2:32.002
2	2	2:11.165	35.900	39.555	55.710	232.7	4:29.922	2	1	2:18.055	38.470	40.998	58.587	232.7	4:50.057
3	2	2:11.739	35.950	39.531	56.258	233.2	6:41.661	3	1	2:19.137	38.355	41.104	59.678	232.7	7:09.194
4	2	2:11.846	36.284	39.504	56.058	231.7	8:53.507	4	1	2:17.103	37.620	40.755	58.728	233.2	9:26.297
5	2	2:12.271	36.147	39.804	56.320	230.7	11:05.778	5	1	2:17.292	38.000	40.966	58.326	233.2	11:43.589
6	2	2:11.736	36.065	39.502	56.169	231.2	13:17.514	6	1	2:19.395	37.899	41.412	1:00.084	234.7	14:02.984
7	2	2:11.835	35.954	39.626	56.255	230.7	15:29.349	7	1	2:19.705	38.052	41.990	59.663	234.2	16:22.689
8	2	2:11.800	36.090	39.640	56.070	230.7	17:41.149	8	1	2:19.976	37.393	41.201	1:01.382	233.2	18:42.665
9	2	2:12.064	36.232	39.676	56.156	231.7	19:53.213	9	1	2:28.500	37.891	41.767	1:08.842	234.7	21:11.165
10	2	2:12.182	36.055	39.640	56.487	231.7	22:05.395	10	1	2:17.178	37.488	40.782	58.908	234.2	23:28.343
11	2	2:12.475	36.191	39.847	56.437	230.7	24:17.870	11	1	2:17.910	37.328	41.337	59.245	235.2	25:46.253
12	2	2:12.452	36.125	39.619	56.708	231.2	26:30.322	12	1	2:29.820 P	37.748	41.609	1:10.463	234.7	28:16.073
13	2	2:13.491	37.490	39.709	56.292	230.2	28:43.813	13	2	3:22.404	1:47.264	39.327	55.813	147.9	31:38.477
14	2	2:12.203	36.250	39.640	56.313	232.2	30:56.016	14	2	2:10.893	36.135	39.056	55.702	236.8	33:49.370
15	2	2:19.319 P	36.138	39.751	1:03.430	232.7	33:15.335	15	2	2:10.783	36.189	39.135	55.459	236.3	36:00.153
16	1	3:19.808	1:40.027	41.802	57.979	142.2	36:35.143	16	2	2:11.096	36.103	39.233	55.760	236.8	38:11.249
17	1	2:16.639	37.317	40.388	58.934	230.7	38:51.782	17	2	2:11.143	35.850	39.089	56.204	236.8	40:22.392
18	1	2:17.139	37.751	41.366	58.022	229.2	41:08.921	18	2	2:12.113	36.479	39.450	56.184	236.8	42:34.505
19	1	2:17.699	38.564	41.555	57.580	230.7	43:26.620	19	2	2:11.911	36.526	39.288	56.097	236.8	44:46.416
20	1	2:15.798	37.505	40.685	57.608	230.7	45:42.418	20	2	2:14.273	36.092	39.402	58.779	237.3	47:00.689
21	1	2:16.245	37.468	40.822	57.955	229.7	47:58.663	21	2	2:11.470	36.096	39.356	56.018	237.8	49:12.159
22	1	2:16.857	37.901	40.759	58.197	229.2	50:15.520	22	2	2:11.198	36.297	39.052	55.849	237.3	51:23.357
23	1	2:18.438	38.213	42.002	58.223	229.2	52:33.958	23	2	2:11.450	35.946	39.295	56.209	237.3	53:34.807
24	1	2:17.528	37.660	41.142	58.726	228.8	54:51.486	24	2	2:10.992	35.998	39.010	55.984	236.8	55:45.799
25	1	2:17.634	37.966	41.044	58.624	230.7	57:09.120	25	2	2:11.543	36.131	39.285	56.127	237.3	57:57.342
26	1	2:19.701	39.004	41.696	59.001	230.7	59:28.821	26	2	2:11.333	36.126	39.291	55.916	237.3	1:00:08.675
27	1	2:25.379	37.735	48.763	58.881	231.2	1:01:54.200	27	2	2:12.228	36.522	39.686	56.020	236.8	1:02:20.903

126							
1 Albert Estragués			Transam Euro Ford Mustang 2018				
AM			Three Sixty Racing Team				
2							
Lap	D	Time	Sector 1	Sector 2	Sector 3	T. Spd	Elapsed
1		2:20.133	42.847	40.881	56.405	222.2	2:20.133
2		2:13.619	36.778	40.065	56.776	236.3	4:33.752
3		2:14.416	37.121	40.374	56.921	233.7	6:48.168
4		2:13.156	36.564	39.755	56.837	233.2	9:01.324
5		2:13.024	36.566	39.758	56.700	232.2	11:14.348
6		2:13.572	36.590	40.070	56.912	231.7	13:27.920
7		2:12.815	36.549	39.703	56.563	231.2	15:40.735
8		2:13.481	36.486	40.070	56.925	231.2	17:54.216
9		2:14.892	36.722	40.314	57.856	230.2	20:09.108
10			37.610	44.442		218.1	





**Paul Ricard**  
**GT Cup Open Europe**  
**Race - 2**  
**Lap Analysis**



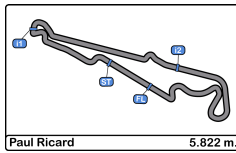
191

1 Rodrigue Gillion Aston Martin Vantage

PROAM 2 Nico Verdonck PROsport Racing

Lap	D	Time	Sector 1	Sector 2	Sector 3	T. Spd	Elapsed
1	2	2:17.561	41.907	39.672	55.982	232.2	2:17.561
2	2	2:10.808	36.133	39.109	55.566	236.8	4:28.369
3	2	2:10.031	35.735	39.002	55.294	235.2	6:38.400
4	2	2:09.773	35.529	38.908	55.336	234.7	8:48.173
5	2	2:10.494	35.723	39.369	55.402	234.2	10:58.667
6	2	2:09.867	35.718	38.813	55.336	235.2	13:08.534
7	2	2:10.433	35.659	38.907	55.867	235.8	15:18.967
8	2	2:10.265	35.833	39.026	55.406	236.3	17:29.232
9	2	2:10.603	35.883	38.985	55.735	235.8	19:39.835
10	2	2:10.300	35.806	38.992	55.502	235.8	21:50.135
11	2	2:10.930	36.015	39.018	55.897	237.3	24:01.065
12	2	2:10.447	35.873	39.008	55.566	236.3	26:11.512
13	2	2:10.771	36.187	39.002	55.582	234.2	28:22.283
14	2	3:08.865 P	35.944	39.060	1:53.861	235.8	31:31.148
15	1	2:32.875	54.569	40.383	57.923	137.4	34:04.023
16	1	2:13.871	36.565	39.979	57.327	233.7	36:17.894
17	1	2:15.109	36.733	40.378	57.998	234.2	38:33.003
18	1	2:15.294	37.553	40.350	57.391	234.7	40:48.297
19	1	2:14.155	37.111	40.093	56.951	234.7	43:02.452
20	1	2:13.216	36.426	40.181	56.609	234.2	45:15.668
21	1	2:12.510	36.151	39.732	56.627	234.7	47:28.178
22	1	2:12.207	36.058	39.872	56.277	234.2	49:40.385
23	1	2:12.014	36.122	39.821	56.071	233.7	51:52.399
24	1	2:11.717	36.083	39.620	56.014	233.2	54:04.116
25	1	2:12.859	36.029	40.285	56.545	234.2	56:16.975
26	1	2:12.151	36.134	39.690	56.327	234.2	58:29.126
27	1	2:12.860	36.293	39.944	56.623	233.7	1:00:41.986
28	1	2:16.227	36.710	41.826	57.691	233.7	1:02:58.213





**Paul Ricard**  
**GT Cup Open Europe**  
**Race - 2**  
**Analysis by Lap**



Num	Lap Time	Gap
<b>Lap 1</b>		
24	2:17.254	
191	2:17.561	00.307
66	2:18.077	00.823
100	2:18.757	01.503
126	2:20.133	02.879
12	2:22.442	05.188
32	2:24.057	06.803
26	2:24.880	07.626
27	2:30.702	13.448
190	2:32.002	14.748
44	2:38.969	21.715
28	2:39.429	22.175
<b>Num</b>	<b>Lap Time</b>	<b>Gap</b>
<b>Lap 2</b>		
24	2:10.314	
191	2:10.808	00.801
66	2:11.234	01.743
100	2:11.165	02.354
126	2:13.619	06.184
12	2:15.805	10.679
32	2:14.566	11.055
26	2:14.483	11.795
190	2:18.055	22.489
27	2:19.967	23.101
28	2:15.881	27.742
44	2:18.362	29.763
<b>Num</b>	<b>Lap Time</b>	<b>Gap</b>
<b>Lap 3</b>		
24	2:09.954	
191	2:10.031	00.878
66	2:11.216	03.005
100	2:11.739	04.139
126	2:14.416	10.646
32	2:15.279	16.380
26	2:14.737	16.578
12	2:16.986	17.711
190	2:19.137	31.672
27	2:19.205	32.352
28	2:19.285	37.073

Num	Lap Time	Gap
44	2:18.035	37.844
<b>Num</b>	<b>Lap Time</b>	<b>Gap</b>
<b>Lap 4</b>		
24	2:09.860	
191	2:09.773	00.791
66	2:11.529	04.674
100	2:11.846	06.125
126	2:13.156	13.942
26	2:14.327	21.045
32	2:14.751	21.271
12	2:14.791	22.642
190	2:17.103	38.915
27	2:17.132	39.624
28	2:13.793	41.006
44	2:16.664	44.648
<b>Num</b>	<b>Lap Time</b>	<b>Gap</b>
<b>Lap 5</b>		
24	2:10.134	
191	2:10.494	01.151
66	2:12.632	07.172
100	2:12.271	08.262
126	2:13.024	16.832
26	2:12.779	23.690
32	2:13.791	24.928
12	2:14.135	26.643
190	2:17.292	46.073
28	2:16.600	47.472
27	2:18.116	47.606
44	2:17.859	52.373
<b>Num</b>	<b>Lap Time</b>	<b>Gap</b>
<b>Lap 6</b>		
24	2:10.306	
191	2:09.867	00.712
66	2:10.712	07.578
100	2:11.736	09.692
126	2:13.572	20.098
26	2:12.385	25.769
32	2:14.333	28.955
12	2:13.432	29.769
28	2:15.393	52.559

Num	Lap Time	Gap
190	2:19.395	55.162
27	2:19.527	56.827
44	2:16.740	58.807
<b>Num</b>	<b>Lap Time</b>	<b>Gap</b>
<b>Lap 7</b>		
24	2:10.643	
191	2:10.433	00.502
66	2:11.135	08.070
100	2:11.835	10.884
126	2:12.815	22.270
26	2:12.748	27.874
32	2:13.469	31.781
12	2:13.288	32.414
28	2:14.119	56.035
190	2:19.705	1:04.224
27	2:18.807	1:04.991
44	2:17.011	1:05.175
<b>Num</b>	<b>Lap Time</b>	<b>Gap</b>
<b>Lap 8</b>		
24	2:10.202	
191	2:10.265	00.565
66	2:10.234	08.102
100	2:11.800	12.482
126	2:13.481	25.549
26	2:12.756	30.428
32	2:13.639	35.218
12	2:13.455	35.667
28	2:15.774	1:01.607
44	2:18.252	1:13.225
190	2:19.976	1:13.998
27	2:20.062	1:14.851
<b>Num</b>	<b>Lap Time</b>	<b>Gap</b>
<b>Lap 9</b>		
24	2:10.504	
191	2:10.603	00.664
66	2:10.719	08.317
100	2:12.064	14.042
126	2:14.892	29.937
26	2:12.961	32.885
12	2:14.196	39.359

Num	Lap Time	Gap
32	2:15.356	40.070
28	2:17.584	1:08.687
44	2:19.239	1:21.960
27	2:18.746	1:23.093
190	2:28.500	1:31.994
<b>Num</b>	<b>Lap Time</b>	<b>Gap</b>
<b>Lap 10</b>		
24	2:10.577	
191	2:10.300	00.387
66	2:10.827	08.567
100	2:12.182	15.647
26	2:14.001	36.309
12	2:13.883	42.665
32	2:13.731	43.224
28	2:16.582	1:14.692
27	2:17.711	1:30.227
44	2:19.047	1:30.430
190	2:17.178	1:38.595
<b>Num</b>	<b>Lap Time</b>	<b>Gap</b>
<b>Lap 11</b>		
24	2:10.760	
191	2:10.930	00.557
66	2:10.302	08.109
100	2:12.475	17.362
26	2:20.289	45.838
12	2:14.839	46.744
32	2:14.545	47.009
27	2:16.635	1:36.102
44	2:18.388	1:38.058
190	2:17.910	1:45.745
<b>Num</b>	<b>Lap Time</b>	<b>Gap</b>
<b>Lap 12</b>		
24	2:10.302	
191	2:10.447	00.702
28	3:07.111	1 Lap
100	2:12.452	19.512
12	2:15.331	51.773
32	2:15.829	52.536
66	3:14.028	1:11.835
26	3:15.933	1:51.469

Num	Lap Time	Gap
190	2:29.820	2:05.263
<b>Num</b>	<b>Lap Time</b>	<b>Gap</b>
<b>Lap 13</b>		
24	2:10.803	
191	2:10.771	00.670
28	2:30.495	1 Lap
100	2:13.491	22.200
44	3:17.142	1 Lap
12	2:13.872	54.842
27	4:07.030	1 Lap
66	2:27.616	1:28.648
32	3:06.188	1:47.921
26	2:12.108	1:52.774
<b>Num</b>	<b>Lap Time</b>	<b>Gap</b>
<b>Lap 14</b>		
24	2:10.349	
28	2:11.831	1 Lap
100	2:12.203	24.054
44	2:12.926	1 Lap
191	3:08.865	59.186
12	2:16.873	1:01.366
190	3:22.404	1 Lap
66	2:10.638	1:28.937
27	2:35.999	1 Lap
26	2:11.306	1:53.731
32	2:29.813	2:07.385
<b>Num</b>	<b>Lap Time</b>	<b>Gap</b>
<b>Lap 15</b>		
24	2:11.989	
28	2:13.012	1 Lap
100	2:19.319	31.384
44	2:09.789	1 Lap
190	2:10.893	1 Lap
12	2:22.162	1:11.539
191	2:32.875	1:20.072
66	2:10.555	1:27.503
26	2:10.835	1:52.577
27	2:19.409	1 Lap
32	2:15.008	2:10.404
28	2:11.156	2:34.094





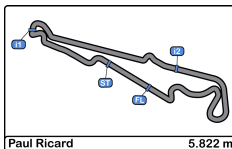


**Paul Ricard**  
**GT Cup Open Europe**  
**Race - 2**  
**Best Sectors Results**



Sector - 1				Sector - 2				Sector - 3				Ideal Lap vs Best Lap				
Clas	Nº	Driver	Time	Nº	Driver	Time	Nº	Driver	Time	Clas	Nº	Driver	Ideal Lap	Best Lap	Clas	
1	44	Pisani - Bozzoni	35.492	44	Pisani - Bozzoni	38.670	66	Andrzej Lewandowski	55.052	1	44	Pisani - Bozzoni	2:09.309	2:09.398	1	
2	191	Gillion - Verdonck	35.529	191	Gillion - Verdonck	38.813	24	Blazek - Lisowski	55.058	2	191	Gillion - Verdonck	2:09.636	2:09.773	2	
3	24	Blazek - Lisowski	35.571	32	Fernando Fortes	38.924	44	Pisani - Bozzoni	55.147	3	24	Blazek - Lisowski	2:09.795	2:09.860	3	
4	26	Darmetko - Janosz	35.654	190	Navarrete - Navarrete jr	39.010	191	Gillion - Verdonck	55.294	4	66	Andrzej Lewandowski	2:09.963	2:10.234	4	
5	28	Zamparelli - Klingelberg	35.679	24	Blazek - Lisowski	39.166	26	Darmetko - Janosz	55.356	5	26	Darmetko - Janosz	2:10.281	2:10.563	5	
6	66	Andrzej Lewandowski	35.728	66	Andrzej Lewandowski	39.183	190	Navarrete - Navarrete jr	55.459	6	190	Navarrete - Navarrete jr	2:10.319	2:10.783	7	
7	190	Navarrete - Navarrete jr	35.850	26	Darmetko - Janosz	39.271	28	Zamparelli - Klingelberg	55.556	7	28	Zamparelli - Klingelberg	2:10.597	2:10.702	6	
8	100	Dwernicki - Antoszewski	35.900	28	Zamparelli - Klingelberg	39.362	100	Dwernicki - Antoszewski	55.710	8	100	Dwernicki - Antoszewski	2:11.112	2:11.165	8	
9	12	Glauco Solieri	36.108	12	Glauco Solieri	39.409	12	Glauco Solieri	56.111	9	12	Glauco Solieri	2:11.628	2:11.906	9	
10	126	Albert Estragués	36.486	100	Dwernicki - Antoszewski	39.502	32	Fernando Fortes	56.296	10	32	Fernando Fortes	2:11.725	2:13.399	11	
11	32	Fernando Fortes	36.505	126	Albert Estragués	39.703	126	Albert Estragués	56.405	11	126	Albert Estragués	2:12.594	2:12.815	10	
12	27	Mauro - Aristot	37.458	27	Mauro - Aristot	40.456	27	Mauro - Aristot	56.844	12	27	Mauro - Aristot	2:14.758	2:15.440	12	



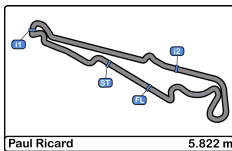


**Paul Ricard**  
**GT Cup Open Europe**  
**Race - 2**  
**Leader Sequence**



N°	Entrant/Team	Nat	Driver 1	Nat	Driver 2	Nat	Vehicle	Cat	Start Lap	End Lap	Laps	Total Laps
24	A&P Racing Team PTT Tech Support		Maciej Blazek		Mateusz Lisowski		Porsche 991 GT3 Cup gen 2	PROAM	1	16	16	16
191	PROsport Racing		Rodrigue Gillion		Nico Verdonck		Aston Martin Vantage	PROAM	17	17	1	1
66	Vincenzo Sospiri Racing		Andrzej Lewandowski				Lamborghini Huracan Super Trofeo Evo	AM	18	28	11	11





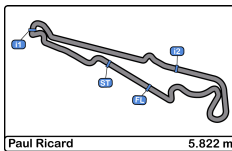
**Paul Ricard**  
**GT Cup Open Europe**  
**Race - 2**  
**Best 5 Lap Times**



Cl	N°	Entrant/Team	Nat	Driver 1	Nat	Status	Driver 2	Nat	Status	Vehicle	Cat	Cl	Best 1		Best 2		Best 3		Best 4		Best 5	
													Time	Lap	Time	Lap	Time	Lap	Time	Lap	Time	Lap
1	44	Eugenio Pisani	ITA	Eugenio Pisani	ITA		Stefano Bozzoni	ITA		Porsche 911 GT3 Cup gen 1	PROAM	1	2:09.398	15	2:09.657	16	2:09.789	14	2:09.816	20	2:09.989	19
2	191	PROsport Racing	BEL	Rodrigue Gillion	BEL		Nico Verdonck	BEL		Aston Martin Vantage	PROAM	2	2:09.773	4	2:09.867	6	2:10.031	3	2:10.265	8	2:10.300	10
3	24	A&P Racing Team PTT Tech Support	POL	Maciej Blazek	POL		Mateusz Lisowski	POL		Porsche 991 GT3 Cup gen 2	PROAM	3	2:09.860	4	2:09.954	3	2:10.134	5	2:10.202	8	2:10.302	12
4	66	Vincenzo Sospiri Racing	ITA	Andrzej Lewandowski	POL					Lamborghini Huracan Super Trofeo	AM	1	2:10.234	8	2:10.302	11	2:10.555	15	2:10.638	14	2:10.712	6
5	26	Q1 by EMG Motorsport	BEL	Maciej Darmetko	POL		Artur Janosz	POL		Porsche 911 GT3 Cup gen 2	PROAM	4	2:10.563	21	2:10.642	18	2:10.835	15	2:10.904	25	2:10.951	24
6	28	J. Morcillo / E2P Racing	ESP	Dino Zamparelli	GBR		Jan Klingelberg	CHE		Porsche 911 GT3 Cup gen 2	PROAM	5	2:10.702	21	2:10.733	20	2:11.096	18	2:11.102	22	2:11.156	15
7	190	Three Sixty Racing Team	ESP	Fernando Navarrete	ESP		Fernando Navarrete jr	ESP		Porsche 911 GT3 Cup gen 1	AM	2	2:10.783	15	2:10.893	14	2:10.992	24	2:11.096	16	2:11.143	17
8	100	Alda Motorsport	POL	Jakub Dwernicki	POL		Jan Antoszewski	POL		Porsche 911 GT3 Cup gen 2	PROAM	6	2:11.165	2	2:11.736	6	2:11.739	3	2:11.800	8	2:11.835	7
9	12	AKM Motorsport	SMR	Glauco Solieri	ITA					Lamborghini Huracan Super Trofeo	AM	3	2:11.906	22	2:11.927	21	2:12.314	19	2:12.338	20	2:12.463	25
10	126	Three Sixty Racing Team	ESP	Albert Estragués	ESP					Transam Euro Ford Mustang 2018	AM	4	2:12.815	7	2:13.024	5	2:13.156	4	2:13.481	8	2:13.572	6
11	32	Three Sixty Racing Team	AND	Fernando Fortes	BRA					Porsche 911 GT3 Cup gen 2	AM	5	2:13.399	18	2:13.469	7	2:13.558	17	2:13.625	16	2:13.639	8
12	27	Three Sixty Racing Team	AND	Marcio Mauro	BRA		Oscar Aristot	AND		Porsche 911 GT3 Cup gen 2	AM	6	2:15.440	21	2:16.163	18	2:16.278	20	2:16.340	25	2:16.570	26





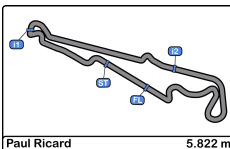


**Paul Ricard**  
**GT Cup Open Europe**  
**Race - 2**  
**Best 5 Top Speeds**



Cl	N°	Entrant/Team	Nat	Driver 1	Nat	Driver 2	Nat	Vehicle	Cat	Cl	Top 1		Top 2		Top 3		Top 4		Top 5		Avg
											Km/h	Lap	Km/h	Lap	Km/h	Lap	Km/h	Lap	Km/h	Lap	
1	44	Eugenio Pisani	ITA	Eugenio Pisani	ITA	Stefano Bozzoni	ITA	Porsche 911 GT3 Cup gen 1	PROAM	1	241.6	25	239.4	18	239.4	20	238.9	14	238.9	22	239.6
2	190	Three Sixty Racing Team	AND	Fernando Navarrete	ESP	Fernando Navarrete jr	ESP	Porsche 911 GT3 Cup gen 1	AM	1	237.8	21	237.3	20	237.3	22	237.3	23	237.3	25	237.4
3	191	PROsport Racing	DEU	Rodrigue Gillion	BEL	Nico Verdonck	BEL	Aston Martin Vantage	PROAM	2	237.3	11	236.8	2	236.3	8	236.3	12	235.8	7	236.5
4	126	Three Sixty Racing Team	AND	Albert Estragués	ESP			Transam Euro Ford Mustang 2018	AM	2	236.3	2	233.7	3	233.2	4	232.2	5	231.7	6	233.4
5	100	Alda Motorsport	POL	Jakub Dwernicki	POL	Jan Antoszewski	POL	Porsche 911 GT3 Cup gen 2	PROAM	3	234.7	1	233.2	3	232.7	2	232.7	15	232.2	14	233.1
6	26	Q1 by EMG Motorsport	BEL	Maciej Darmetko	POL	Artur Janosz	POL	Porsche 911 GT3 Cup gen 2	PROAM	4	234.2	17	234.2	19	233.2	4	233.2	18	233.2	22	233.6
7	24	A&P Racing Team PTT Tech Support	POL	Maciej Blazek	POL	Mateusz Lisowski	POL	Porsche 991 GT3 Cup gen 2	PROAM	5	233.7	1	232.7	16	232.2	26	231.7	19	231.7	25	232.4
8	12	AKM Motorsport	SMR	Glauco Solieri	ITA			Lamborghini Huracan Super Trofeo	AM	3	233.2	9	232.7	6	232.7	8	232.7	23	232.2	7	232.7
9	28	J. Morcillo / E2P Racing	ESP	Dino Zamparelli	GBR	Jan Klingelberg	CHE	Porsche 911 GT3 Cup gen 2	PROAM	6	233.2	25	233.2	26	232.2	15	231.7	20	231.7	24	232.4
10	66	Vincenzo Sospiri Racing	ITA	Andrzej Lewandowski	POL			Lamborghini Huracan Super Trofeo	AM	4	233.2	2	232.7	20	232.2	1	232.2	7	232.2	18	232.5
11	27	Three Sixty Racing Team	AND	Marcio Mauro	BRA	Oscar Aristot	AND	Porsche 911 GT3 Cup gen 2	AM	5	231.7	24	230.7	20	230.7	21	230.7	23	230.7	25	230.9
12	32	Three Sixty Racing Team	AND	Fernando Fortes	BRA			Porsche 911 GT3 Cup gen 2	AM	6	231.7	27	230.2	1	230.2	5	230.2	20	229.7	2	230.4



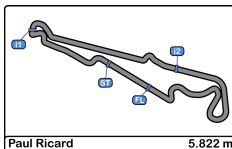


**Paul Ricard**  
**GT Cup Open Europe**  
**Race - 2**  
**Fastest Laps Sequence**



Lap	Time of Day	Session Time	N°	Entrant/Team	Nat	Driver 1	Nat	Driver 2	Nat	Vehicle	Cat	Time	Km/h
2	13:43:23.262	3:23.262	24	A&P Racing Team PTT Tech Support	POL	Maciej Blazek	POL	<u>Mateusz Lisowski</u>	POL	Porsche 991 GT3 Cup gen 2	PROAM	<b>2:10.314</b>	160.8
3	13:45:33.216	5:33.216	24	A&P Racing Team PTT Tech Support	POL	Maciej Blazek	POL	<u>Mateusz Lisowski</u>	POL	Porsche 991 GT3 Cup gen 2	PROAM	<b>2:09.954</b>	161.2
4	13:47:43.077	7:43.077	24	A&P Racing Team PTT Tech Support	POL	Maciej Blazek	POL	<u>Mateusz Lisowski</u>	POL	Porsche 991 GT3 Cup gen 2	PROAM	<b>2:09.860</b>	161.3
4	13:47:43.867	7:43.867	191	PROsport Racing	DEU	Rodrigue Gillion	BEL	<u>Nico Verdonck</u>	BEL	Aston Martin Vantage	PROAM	<b>2:09.773</b>	161.5
15	14:14:23.515	34:23.515	44	Eugenio Pisani	ITA	<u>Eugenio Pisani</u>	ITA	Stefano Bozzoni	ITA	Porsche 911 GT3 Cup gen 1	PROAM	<b>2:09.398</b>	161.9





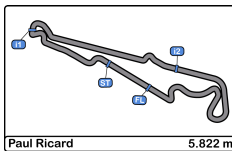
**Paul Ricard**  
**GT Cup Open Europe**  
**Race - 2**



**Event Best Maximum Speed**

N°	Entrant/Team	Nat	Driver 1	Nat	Driver 2	Nat	Vehicle	Cat	Km/h	Session
44	Eugenio Pisani	ITA	Eugenio Pisani	ITA	Stefano Bozzoni	ITA	Porsche 911 GT3 Cup gen 1	PROAM	241.6	Race - 2
190	Three Sixty Racing Team	ESP	Fernando Navarrete	ESP	Fernando Navarrete jr	ESP	Porsche 911 GT3 Cup gen 1	AM	241.0	Race - 1
27	Three Sixty Racing Team	ESP	Marcio Mauro	BRA	Oscar Aristot	ESP	Porsche 911 GT3 Cup gen 2	AM	240.5	Free Practice - 1
191	PROsport Racing	DEU	Rodrigue Gillion	BEL	Nico Verdonck	BEL	Aston Martin Vantage	PROAM	239.4	Qualifying - 2 Driver - 2
126	Three Sixty Racing Team	ESP	Albert Estragués	ESP			Transam Euro Ford Mustang 2018	AM	237.3	Qualifying - 2 Driver - 2
66	Vincenzo Sospiri Racing	ITA	Andrzej Lewandowski	POL			Lamborghini Huracan Super Trofeo Evo	AM	236.8	Race - 1
100	Alda Motorsport	POL	Jakub Dwernicki	POL	Jan Antoszewski	POL	Porsche 911 GT3 Cup gen 2	PROAM	236.8	Qualifying - 2 Driver - 2
26	Q1 by EMG Motorsport	BEL	Maciej Darmetko	POL	Artur Janosz	POL	Porsche 911 GT3 Cup gen 2	PROAM	235.8	Race - 1
12	AKM Motorsport	SMR	Glauco Solieri	ITA			Lamborghini Huracan Super Trofeo Evo	AM	235.8	Race - 1
24	A&P Racing Team PTT Tech Support	POL	Maciej Blazek	POL	Mateusz Lisowski	POL	Porsche 991 GT3 Cup gen 2	PROAM	235.2	Qualifying - 2 Driver - 2
28	J. Morcillo / E2P Racing	ESP	Dino Zamparelli	GBR	Jan Klingelberg	CHE	Porsche 911 GT3 Cup gen 2	PROAM	234.2	Qualifying - 2 Driver - 2
32	Three Sixty Racing Team	ESP	Fernando Fortes	BRA			Porsche 911 GT3 Cup gen 2	AM	233.7	Qualifying - 2 Driver - 2





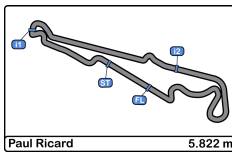
**Paul Ricard**  
**GT Cup Open Europe**  
**Race - 2**  
**Lap Chart**



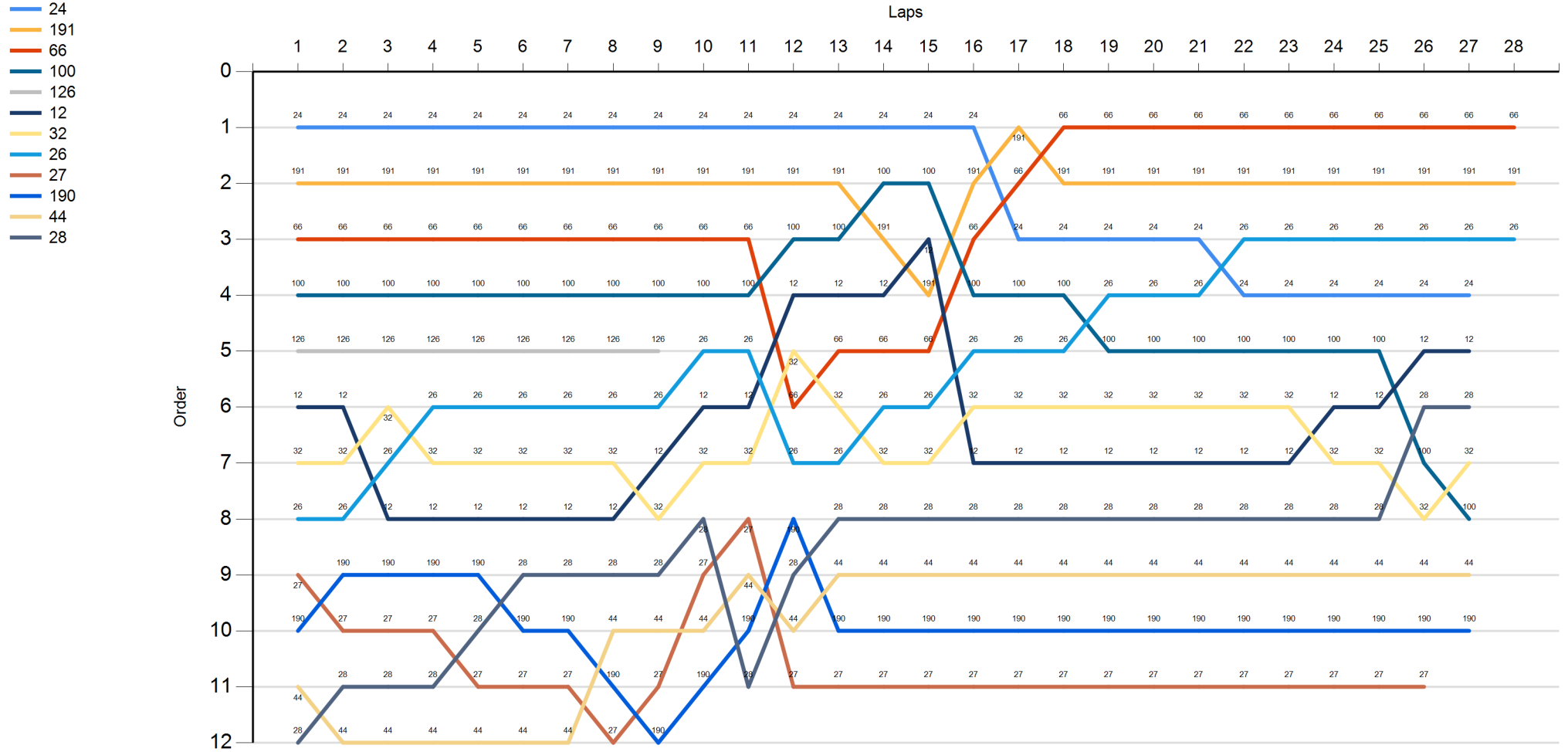
**LAP**

Nr	Po	1	2	3	4	5	6	7	8	9	10	11	12	13	14	15	16	17	18	19	20	21	22	23	24	25	26	27	28
24	<b>1</b>	24	24	24	24	24	24	24	24	24	24	24	24	24	24	24	191	66	66	66	66	66	66	66	66	66	66	66	66
191	<b>2</b>	191	191	191	191	191	191	191	191	191	191	191	191	191	100	100	191	66	191	191	191	191	191	191	191	191	191	191	191
66	<b>3</b>	66	66	66	66	66	66	66	66	66	66	66	100	100	191	12	66	24	24	24	24	24	26	26	26	26	26	26	26
100	<b>4</b>	100	100	100	100	100	100	100	100	100	100	100	12	12	12	191	100	100	100	26	26	26	24	24	24	24	24	24	24
126	<b>5</b>	126	126	126	126	126	126	126	126	126	26	26	32	66	66	66	26	26	26	100	100	100	100	100	100	100	12	12	
12	<b>6</b>	12	12	32	26	26	26	26	26	26	12	12	66	32	26	26	32	32	32	32	32	32	32	32	12	12	28	28	
32	<b>7</b>	32	32	26	32	32	32	32	32	12	32	32	26	26	32	32	12	12	12	12	12	12	12	32	32	100	32		
26	<b>8</b>	26	26	12	12	12	12	12	12	32	28	27	190	28	28	28	28	28	28	28	28	28	28	28	28	28	28	32	100
27	<b>9</b>	27	190	190	190	190	28	28	28	28	27	44	28	44	44	44	44	44	44	44	44	44	44	44	44	44	44	44	44
190	<b>10</b>	190	27	27	27	28	190	190	44	44	44	190	44	190	190	190	190	190	190	190	190	190	190	190	190	190	190	190	190
44	<b>11</b>	44	28	28	28	27	27	27	190	27	190	28	27	27	27	27	27	27	27	27	27	27	27	27	27	27	27	27	27
28	<b>12</b>	28	44	44	44	44	44	44	27	190																			





Paul Ricard  
 GT Cup Open Europe  
 Race - 2  
 Graphic Lap Chart





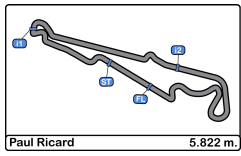
**Paul Ricard**  
**GT Cup Open Europe**  
**Race - 2**  
**Pit Stop Analysis**



Paul Ricard 5.822 m

Nr.	In Day Time	Entrant/Team	Nat	Driver 1	Nat	Driver 2	Nat	Vehicle	Cat	In Time	Stop N°	Pit Time	Handicap	Penalty
26	14:03:33.434	Q1 by EMG Motorsport	BEL	Maciej Darmetko	POL	Artur Janosz	POL	Porsche 911 GT3 Cup gen 2	PROAM	24:37.739	1	1:13.658		
28	14:04:16.443	J. Morcillo / E2P Racing	ESP	Dino Zamparelli	GBR	Jan Klingelberg	CHE	Porsche 911 GT3 Cup gen 2	PROAM	25:20.748	1	1:10.028		
44	14:04:27.999	Eugenio Pisani	ITA	Eugenio Pisani	ITA	Stefano Bozzoni	ITA	Porsche 911 GT3 Cup gen 1	PROAM	25:32.304	1	1:14.025		
66	14:05:14.224	Vincenzo Sospiri Racing	ITA	Andrzej Lewandowski	POL			Lamborghini Huracan Super Trofeo Evo	AM	26:18.529	1	1:21.301		
27	14:06:49.368	Three Sixty Racing Team	AND	Marcio Mauro	BRA	Oscar Aristot	AND	Porsche 911 GT3 Cup gen 2	AM	27:53.673	1	2:07.036		
190	14:07:02.915	Three Sixty Racing Team	AND	Fernando Navarrete	ESP	Fernando Navarrete jr	ESP	Porsche 911 GT3 Cup gen 1	AM	28:07.220	1	1:21.413		
32	14:08:12.725	Three Sixty Racing Team	AND	Fernando Fortes	BRA			Porsche 911 GT3 Cup gen 2	AM	29:17.030	1	1:10.052		
191	14:09:26.280	PROsport Racing	BEL	Rodrigue Gillion	BEL	Nico Verdonck	BEL	Aston Martin Vantage	PROAM	30:30.585	1	1:19.144		
100	14:12:02.410	Alda Motorsport	POL	Jakub Dwernicki	POL	Jan Antoszewski	POL	Porsche 911 GT3 Cup gen 2	PROAM	33:06.715	1	1:11.712		
12	14:12:42.679	AKM Motorsport	SMR	Glauco Solieri	ITA			Lamborghini Huracan Super Trofeo Evo	AM	33:46.984	1	1:18.001		
24	14:13:47.542	A&P Racing Team PTT Tech	POL	Maciej Blazek	POL	Mateusz Lisowski	POL	Porsche 991 GT3 Cup gen 2	PROAM	34:51.847	1	1:20.758		
44	14:36:07.672	Eugenio Pisani	ITA	Eugenio Pisani	ITA	Stefano Bozzoni	ITA	Porsche 911 GT3 Cup gen 1	PROAM	57:11.977	2	24.636		

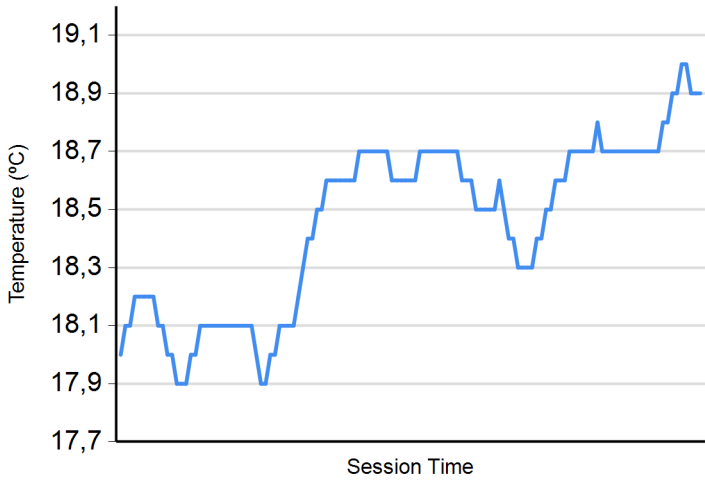




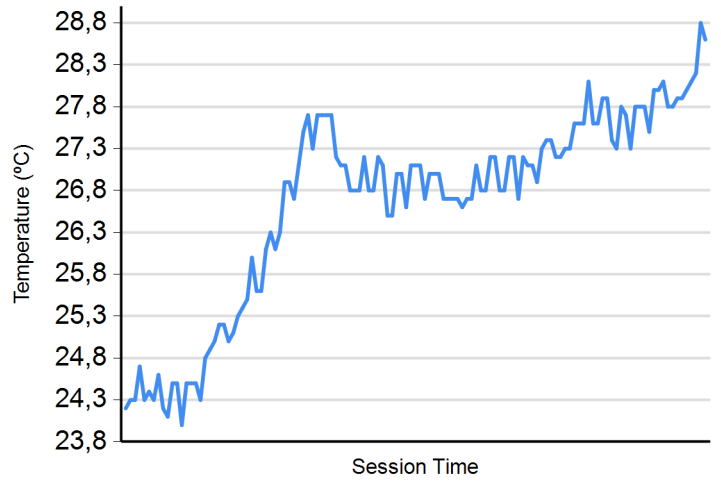
**Paul Ricard**  
**GT Cup Open Europe**  
**Race - 2**  
**Weather Report**



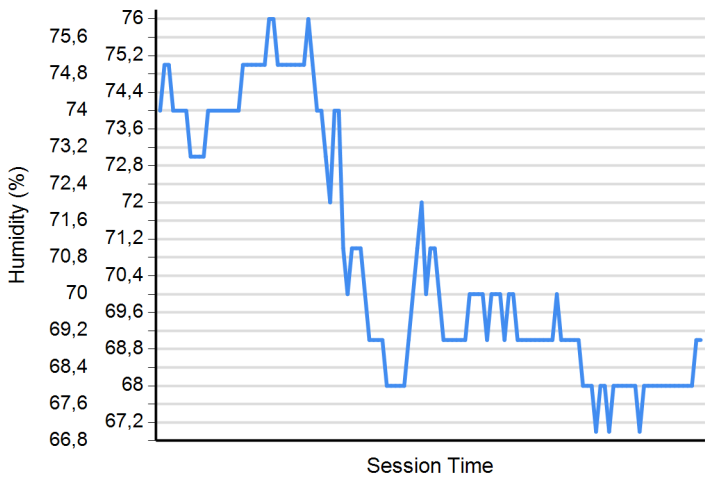
**Air Temperature**



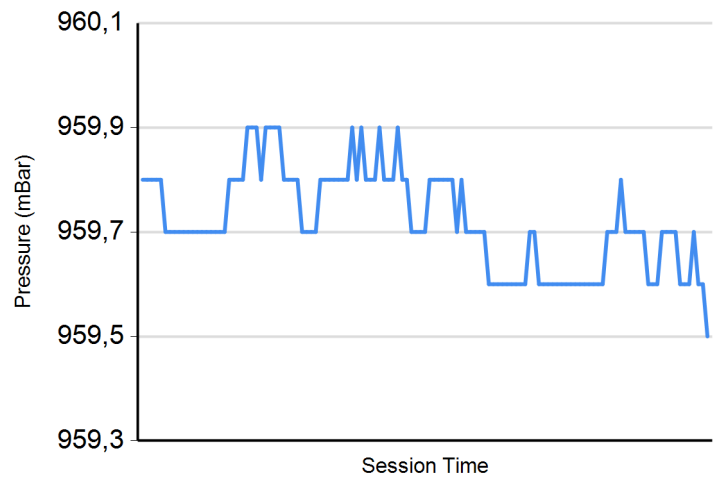
**Track Temperature**



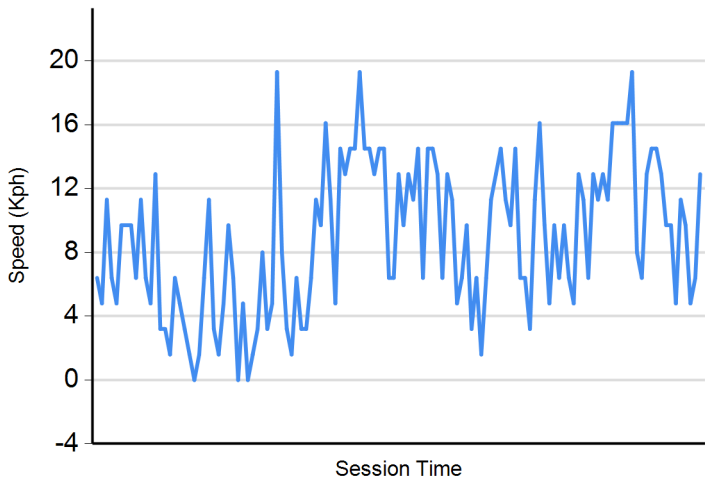
**Humidity**



**Pressure**



**Wind Speed**



**Wind direction**

North = 0°/360° Est = 90° South = 180° West = 270°

