

Paul Ricard
GT Cup Open Europe
Race - 1



Provisional Results

Paul Ricard 5.822 m

Cls	N°	Entrant/Team	Nat	Driver 1	Nat	Driver 2	Nat	Vehicle	Cat	Cl	Laps	Total Time	Gap	Interval	Km/h	Best	Time	Km/h	
1	24	A&P Racing Team PTT Tech Support	POL	Maciej Blazek	POL	Mateusz Lisowski	POL	Porsche 991 GT3 Cup gen 2	PROAM	1	23	51:20.671			156.4	21	2:09.556	161.7	
2	66	Vincenzo Sospiri Racing	ITA	Andrzej Lewandowski	POL			Lamborghini Huracan Super Trofeo Evo	AM	1	23	51:26.045	5.374	5.374	156.2	18	2:09.797	161.4	
3	191	PROsport Racing	DEU	Rodrigue Gillion	BEL	Nico Verdonck	BEL	Aston Martin Vantage	PROAM	2	23	51:35.330	14.659	9.285	155.7	21	2:09.541	161.7	
4	26	Q1 by EMG Motorsport	BEL	Maciej Darmetko	POL	Artur Janosz	POL	Porsche 911 GT3 Cup gen 2	PROAM	3	23	52:15.255	54.584	39.925	153.7	4	2:10.308	160.8	
5	12	AKM Motorsport	SMR	Glauco Solieri	ITA			Lamborghini Huracan Super Trofeo Evo	AM	2	23	52:31.704	1:11.033	16.449	152.9	17	2:12.041	158.7	
6	100	Alda Motorsport	POL	Jakub Dwernicki	POL	Jan Antoszewski	POL	Porsche 911 GT3 Cup gen 2	PROAM	4	23	52:49.975	1:29.304	18.271	152.0	12	2:10.844	160.1	
7	32	Three Sixty Racing Team	AND	Fernando Fortes	BRA			Porsche 911 GT3 Cup gen 2	AM	3	23	53:03.657	1:42.986	13.682	151.4	22	2:13.178	157.3	
8	44	Eugenio Pisani	ITA	Eugenio Pisani	ITA	Stefano Bozzoni	ITA	Porsche 911 GT3 Cup gen 1	PROAM	5	23	53:05.789	1:45.118	2.132	151.3	8	2:10.677	160.3	
9	190	Three Sixty Racing Team	AND	Fernando Navarrete	ESP	Fernando Navarrete jr	ESP	Porsche 911 GT3 Cup gen 1	AM	4	23	53:08.828	1:48.157	3.039	151.1	6	2:10.538	160.5	
10	28	J. Morcillo / E2P Racing	ESP	Dino Zamparelli	GBR	Jan Klingenberg	CHE	Porsche 911 GT3 Cup gen 2	PROAM	6	23	53:11.216	1:50.545	2.388	151.0	4	2:09.673	161.6	
11	27	Three Sixty Racing Team	AND	Marcio Mauro	BRA	Oscar Aristot	AND	Porsche 911 GT3 Cup gen 2	AM	5	22	51:50.127	1 Lap	1 Lap	148.2	2	2:15.655	154.5	
Not classified: (Requirements: 75% of number laps of leader = 18 Laps)																			
	126	Three Sixty Racing Team	AND	Albert Estragués	ESP			Transam Euro Ford Mustang 2018	AM	6	9	34:11.146	14 Laps	13 Laps	91.9	8	2:12.294	158.4	

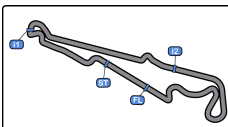
Fastest lap Gillion - Verdonck in 2:09.541 at 161.7 Km/h in lap 21

Published at:.....

Air Temp: **30.1 °C** Temp. Aire: **16.6 °C** Humidity: **48 %** Track Status: **DRY**

Stewards:	Race Director:	Timekeeper: Luis Angel Garcia Nuñez <i>[Signature]</i> JOB/I-0020-ESP
------------------	-----------------------	--





Paul Ricard
GT Cup Open Europe
Race - 1



Provisional Results by Class

Paul Ricard 5.822 m

Cls	Nº	Entrant/Team	Nat	Driver 1	Nat	Driver 2	Nat	Vehicle	Cat	Cl	Laps	Total Time	Gap	Interval	Km/h	Best	Time	Km/h	
PROAM																			
1	24	A&P Racing Team PTT Tech Support	POL	<u>Maciej Blazek</u>	POL	Mateusz Lisowski	POL	Porsche 991 GT3 Cup gen 2	PROAM	1	23	51:20.671			156.4	21	2:09.556	161.7	
2	191	PROsport Racing	BEL	<u>Rodrigue Gillion</u>	BEL	Nico Verdonck	BEL	Aston Martin Vantage	PROAM	2	23	51:35.330	14.659	14.659	155.7	21	2:09.541	161.7	
3	26	Q1 by EMG Motorsport	BEL	Maciej Darmetko	POL	<u>Artur Janosz</u>	POL	Porsche 911 GT3 Cup gen 2	PROAM	3	23	52:15.255	54.584	39.925	153.7	4	2:10.308	160.8	
4	100	Alda Motorsport	POL	<u>Jakub Dwernicki</u>	POL	Jan Antoszewski	POL	Porsche 911 GT3 Cup gen 2	PROAM	4	23	52:49.975	1:29.304	34.720	152.0	12	2:10.844	160.1	
5	44	Eugenio Pisani	ITA	<u>Eugenio Pisani</u>	ITA	Stefano Bozzoni	ITA	Porsche 911 GT3 Cup gen 1	PROAM	5	23	53:05.789	1:45.118	15.814	151.3	8	2:10.677	160.3	
6	28	J. Morcillo / E2P Racing	ESP	<u>Dino Zamparelli</u>	GBR	Jan Klingelberg	CHE	Porsche 911 GT3 Cup gen 2	PROAM	6	23	53:11.216	1:50.545	5.427	151.0	4	2:09.673	161.6	
AM																			
1	66	Vincenzo Sospiri Racing	ITA	Andrzej Lewandowski	POL			Lamborghini Huracan Super Trofeo Evo	AM	1	23	51:26.045			156.2	18	2:09.797	161.4	
2	12	AKM Motorsport	SMR	Glauco Solieri	ITA			Lamborghini Huracan Super Trofeo Evo	AM	2	23	52:31.704	1:05.659	1:05.659	152.9	17	2:12.041	158.7	
3	32	Three Sixty Racing Team	AND	Fernando Fortes	BRA			Porsche 911 GT3 Cup gen 2	AM	3	23	53:03.657	1:37.612	31.953	151.4	22	2:13.178	157.3	
4	190	Three Sixty Racing Team	AND	Fernando Navarrete	ESP	<u>Fernando Navarrete jr</u>	ESP	Porsche 911 GT3 Cup gen 1	AM	4	23	53:08.828	1:42.783	5.171	151.1	6	2:10.538	160.5	
5	27	Three Sixty Racing Team	AND	<u>Marcio Mauro</u>	BRA	Oscar Aristot	AND	Porsche 911 GT3 Cup gen 2	AM	5	22	51:50.127	1 Lap	1 Lap	148.2	2	2:15.655	154.5	
Not classified: (Requirements: 75% of number laps of leader = 18 Laps)																			
	126	Three Sixty Racing Team	AND	Albert Estragués	ESP			Transam Euro Ford Mustang 2018	AM	6	9	34:11.146	14 Laps	13 Laps	91.9	8	2:12.294	158.4	

Fastest lap Gillion - Verdonck in 2:09.541 at 161.7 Km/h in lap 21

Published at:.....

Air Temp: **30.1 °C** Temp. Aire: **16.6 °C** Humidity: **48 %** Track Status: **DRY**

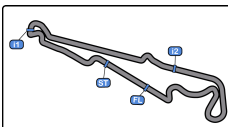
Stewards:

Race Director:

Timekeeper: Luis Angel Garcia Nuñez

JOB/I-0020-ESP





Paul Ricard
GT Cup Open Europe
Race - 1



Provisional Results by Category

Paul Ricard 5.822 m.

Cls	N°	Entrant/Team	Nat	Driver 1	Nat	Driver 2	Nat	Vehicle	Cat	Cl	Laps	Total Time	Gap	Interval	Km/h	Best	Time	Km/h	
GT Open Cup Europe																			
1	24	A&P Racing Team PTT Tech Support	POL	Maciej Blazek	POL	Mateusz Lisowski	POL	Porsche 991 GT3 Cup gen 2	PROAM	1	23	51:20.671			156.4	21	2:09.556	161.7	
2	66	Vincenzo Sospiri Racing	ITA	Andrzej Lewandowski	POL			Lamborghini Huracan Super Trofeo Evo	AM	1	23	51:26.045	5.374	5.374	156.2	18	2:09.797	161.4	
3	191	PROsport Racing	DEU	Rodrigue Gillion	BEL	Nico Verdonck	BEL	Aston Martin Vantage	PROAM	2	23	51:35.330	14.659	9.285	155.7	21	2:09.541	161.7	
4	26	Q1 by EMG Motorsport	BEL	Maciej Darmetko	POL	Artur Janosz	POL	Porsche 911 GT3 Cup gen 2	PROAM	3	23	52:15.255	54.584	39.925	153.7	4	2:10.308	160.8	
5	12	AKM Motorsport	SMR	Glauco Solieri	ITA			Lamborghini Huracan Super Trofeo Evo	AM	2	23	52:31.704	1:11.033	16.449	152.9	17	2:12.041	158.7	
6	100	Alda Motorsport	POL	Jakub Dwernicki	POL	Jan Antoszewski	POL	Porsche 911 GT3 Cup gen 2	PROAM	4	23	52:49.975	1:29.304	18.271	152.0	12	2:10.844	160.1	
7	32	Three Sixty Racing Team	AND	Fernando Fortes	BRA			Porsche 911 GT3 Cup gen 2	AM	3	23	53:03.657	1:42.986	13.682	151.4	22	2:13.178	157.3	
8	44	Eugenio Pisani	ITA	Eugenio Pisani	ITA	Stefano Bozzoni	ITA	Porsche 911 GT3 Cup gen 1	PROAM	5	23	53:05.789	1:45.118	2.132	151.3	8	2:10.677	160.3	
9	190	Three Sixty Racing Team	AND	Fernando Navarrete	ESP	Fernando Navarrete jr	ESP	Porsche 911 GT3 Cup gen 1	AM	4	23	53:08.828	1:48.157	3.039	151.1	6	2:10.538	160.5	
10	28	J. Morcillo / E2P Racing	ESP	Dino Zamparelli	GBR	Jan Klingelberg	CHE	Porsche 911 GT3 Cup gen 2	PROAM	6	23	53:11.216	1:50.545	2.388	151.0	4	2:09.673	161.6	
11	27	Three Sixty Racing Team	AND	Marcio Mauro	BRA	Oscar Aristot	AND	Porsche 911 GT3 Cup gen 2	AM	5	22	51:50.127	1 Lap	1 Lap	148.2	2	2:15.655	154.5	
Not classified: (Requirements: 75% of number laps of leader = 18 Laps)																			
	126	Three Sixty Racing Team	POL	Albert Estragués	ESP			Transam Euro Ford Mustang 2018	AM	6	9	34:11.146	14 Laps	13 Laps	91.9	8	2:12.294	158.4	

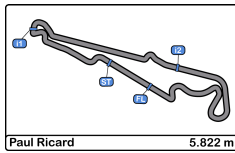
Fastest lap Gillion - Verdonck in 2:09.541 at 161.7 Km/h in lap 21

Published at:.....

Air Temp: 30.1 °C Temp. Aire: 16.6 °C Humidity: 48 % Track Status: DRY

Stewards:	Race Director:	Timekeeper: Luis Angel Garcia Nuñez <i>[Signature]</i> JOB/I-0020-ESP
------------------	-----------------------	--





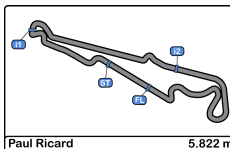
Paul Ricard
GT Cup Open Europe
Race - 1



Provisional Classification by Driver Fastest Lap

Cl	N°	Entrant/Team	Nat	Vehicle	Driver	Nat	Cat	Cl	Laps	Best	Time	Gap	Interval	Km/h
1	191	PROsport Racing		Aston Martin Vantage	Nico Verdonck		PROAM	1	13	11	2:09.541			161.7
2	24	A&P Racing Team PTT Tech Support		Porsche 991 GT3 Cup gen 2	Mateusz Lisowski		PROAM	2	13	11	2:09.556	0.015	0.015	161.7
3	28	J. Morcillo / E2P Racing		Porsche 911 GT3 Cup gen 2	Dino Zamparelli		PROAM	3	12	4	2:09.673	0.132	0.117	161.6
4	66	Vincenzo Sospiri Racing		Lamborghini Huracan Super Trofeo	Andrzej Lewandowski		AM	1	23	18	2:09.797	0.256	0.124	161.4
5	26	Q1 by EMG Motorsport		Porsche 911 GT3 Cup gen 2	Artur Janosz		PROAM	4	13	4	2:10.308	0.767	0.511	160.8
6	190	Three Sixty Racing Team		Porsche 911 GT3 Cup gen 1	Fernando Navarrete j		AM	2	11	6	2:10.538	0.997	0.230	160.5
7	44	Eugenio Pisani		Porsche 911 GT3 Cup gen 1	Eugenio Pisani		PROAM	5	13	8	2:10.677	1.136	0.139	160.3
8	24	A&P Racing Team PTT Tech Support		Porsche 991 GT3 Cup gen 2	Maciej Blazek		PROAM	6	10	2	2:10.818	1.277	0.141	160.2
9	100	Alda Motorsport		Porsche 911 GT3 Cup gen 2	Jan Antoszewski		PROAM	7	13	2	2:10.844	1.303	0.026	160.1
10	191	PROsport Racing		Aston Martin Vantage	Rodrigue Gillion		PROAM	8	10	4	2:11.198	1.657	0.354	159.7
11	12	AKM Motorsport		Lamborghini Huracan Super Trofeo	Glauco Solieri		AM	3	23	17	2:12.041	2.500	0.843	158.7
12	126	Three Sixty Racing Team		Transam Euro Ford Mustang 2018	Albert Estragués		AM	4	9	8	2:12.294	2.753	0.253	158.4
13	28	J. Morcillo / E2P Racing		Porsche 911 GT3 Cup gen 2	Jan Klingelberg		PROAM	9	11	9	2:12.750	3.209	0.456	157.8
14	32	Three Sixty Racing Team		Porsche 911 GT3 Cup gen 2	Fernando Fortes		AM	5	23	22	2:13.178	3.637	0.428	157.3
15	26	Q1 by EMG Motorsport		Porsche 911 GT3 Cup gen 2	Maciej Darmetko		PROAM	10	10	7	2:13.737	4.196	0.559	156.7
16	190	Three Sixty Racing Team		Porsche 911 GT3 Cup gen 1	Fernando Navarrete		AM	6	12	10	2:14.287	4.746	0.550	156.0
17	100	Alda Motorsport		Porsche 911 GT3 Cup gen 2	Jakub Dwernicki		PROAM	11	10	8	2:15.524	5.983	1.237	154.6
18	27	Three Sixty Racing Team		Porsche 911 GT3 Cup gen 2	Marcio Mauro		AM	7	10	2	2:15.655	6.114	0.131	154.5
19	27	Three Sixty Racing Team		Porsche 911 GT3 Cup gen 2	Oscar Aristot		AM	8	12	10	2:15.890	6.349	0.235	154.2
20	44	Eugenio Pisani		Porsche 911 GT3 Cup gen 1	Stefano Bozzoni		PROAM	12	10	8	2:17.837	8.296	1.947	152.0





Paul Ricard
GT Cup Open Europe
Race - 1

Distance and Speed Average



Cls	N°	Entrant/Team	Nat	Driver 1	Nat	Driver 2	Nat	Vehicle	Cat	Cls	Laps	Distance	Total Time	Km/h
1	24	A&P Racing Team PTT Tech Support	POL	Maciej Blazek	POL	Mateusz Lisowski	POL	Porsche 991 GT3 Cup gen 2	PROAM	1	23	133.90	51:20.671	156.4
2	66	Vincenzo Sospiri Racing	ITA	Andrzej Lewandowski	POL			Lamborghini Huracan Super Trofeo Evo	AM	1	23	133.90	51:26.045	156.2
3	191	PROsport Racing	DEU	Rodrigue Gillion	BEL	Nico Verdonck	BEL	Aston Martin Vantage	PROAM	2	23	133.90	51:35.330	155.7
4	26	Q1 by EMG Motorsport	BEL	Maciej Darmetko	POL	Artur Janosz	POL	Porsche 911 GT3 Cup gen 2	PROAM	3	23	133.90	52:15.255	153.7
5	12	AKM Motorsport	SMR	Glauco Solieri	ITA			Lamborghini Huracan Super Trofeo Evo	AM	2	23	133.90	52:31.704	152.9
6	100	Alda Motorsport	POL	Jakub Dwernicki	POL	Jan Antoszewski	POL	Porsche 911 GT3 Cup gen 2	PROAM	4	23	133.90	52:49.975	152.0
7	32	Three Sixty Racing Team	AND	Fernando Fortes	BRA			Porsche 911 GT3 Cup gen 2	AM	3	23	133.90	53:03.657	151.4
8	44	Eugenio Pisani	ITA	Eugenio Pisani	ITA	Stefano Bozzoni	ITA	Porsche 911 GT3 Cup gen 1	PROAM	5	23	133.90	53:05.789	151.3
9	190	Three Sixty Racing Team	AND	Fernando Navarrete	ESP	Fernando Navarrete jr	ESP	Porsche 911 GT3 Cup gen 1	AM	4	23	133.90	53:08.828	151.1
10	28	J. Morcillo / E2P Racing	ESP	Dino Zamparelli	GBR	Jan Klingelberg	CHE	Porsche 911 GT3 Cup gen 2	PROAM	6	23	133.90	53:11.216	151.0
11	27	Three Sixty Racing Team	AND	Marcio Mauro	BRA	Oscar Aristot	AND	Porsche 911 GT3 Cup gen 2	AM	5	22	128.08	51:50.127	148.2
Not classified: (Requirements: 75% of number laps of leader = 18 Laps)														
	126	Three Sixty Racing Team	AND	Albert Estragués	ESP			Transam Euro Ford Mustang 2018	AM	6	9	52.39	34:11.146	91.9





Paul Ricard
GT Cup Open Europe
Race - 1
Analysis by Lap



Paul Ricard 5.822 m

Num	Lap Time	Gap
28	2:13.377	1:23.340
27	2:17.086	1:53.625

Lap 16

24	2:10.010	
66	2:10.437	05.464
191	2:10.373	16.493
26	2:14.760	22.751
190	2:17.096	40.963
44	2:22.491	41.381
12	2:12.430	49.985
100	2:12.070	1:14.924
32	2:13.895	1:18.302
28	2:13.955	1:27.285
27	2:17.121	2:00.736

Num	Lap Time	Gap
-----	----------	-----

Lap 17

24	2:09.946	
66	2:10.197	05.715
191	2:10.181	16.728
26	2:16.904	29.709
44	2:20.247	51.682
12	2:12.041	52.080
190	2:24.884	55.901
100	2:11.735	1:16.713
32	2:13.437	1:21.793
28	2:14.232	1:31.571
27	2:16.707	2:07.497

Num	Lap Time	Gap
-----	----------	-----

Lap 18

24	2:11.106	
66	2:09.797	04.406
191	2:09.987	15.609
26	2:15.037	33.640
12	2:13.830	54.804
44	2:20.058	1:00.634
100	2:12.065	1:17.672
190	2:35.804	1:20.599
32	2:13.291	1:23.978
28	2:14.089	1:34.554

Num	Lap Time	Gap
Lap 19		
24	2:10.883	
27	2:17.238	1 Lap
66	2:10.172	03.695
191	2:09.808	14.534
26	2:14.866	37.623
12	2:13.148	57.069
44	2:20.730	1:10.481
100	2:12.547	1:19.336
32	2:14.082	1:27.177
190	2:17.707	1:27.423
28	2:14.145	1:37.816

Num	Lap Time	Gap
Lap 20		
24	2:09.749	
66	2:10.348	04.294
27	2:16.796	1 Lap
191	2:09.769	14.554
26	2:13.737	41.611
12	2:13.126	1:00.446
44	2:20.089	1:20.821
100	2:12.410	1:21.997
32	2:13.567	1:30.995
190	2:15.398	1:33.072
28	2:13.060	1:41.127

Num	Lap Time	Gap
-----	----------	-----

Lap 21

24	2:09.556	
66	2:09.882	04.620
191	2:09.541	14.539
27	2:15.890	1 Lap
26	2:13.896	45.951
12	2:12.715	1:03.605
100	2:13.173	1:25.614
44	2:17.837	1:29.102
32	2:13.858	1:35.297
190	2:14.287	1:37.803
28	2:12.750	1:44.321

Num	Lap Time	Gap
-----	----------	-----

Num	Lap Time	Gap
Lap 22		
24	2:09.886	
66	2:09.940	04.674
191	2:09.956	14.609
27	2:16.519	1 Lap
26	2:14.489	50.554
12	2:12.890	1:06.609
100	2:11.506	1:27.234
44	2:17.881	1:37.097
32	2:13.178	1:38.589
190	2:14.940	1:42.857
28	2:13.000	1:47.435

Num	Lap Time	Gap
Lap 23		
24	2:09.855	
66	2:10.555	05.374
191	2:09.905	14.659
27	2:16.551	1 Lap
26	2:13.885	54.584
12	2:14.279	1:11.033
100	2:11.925	1:29.304
32	2:14.252	1:42.986
44	2:17.876	1:45.118
190	2:15.155	1:48.157
28	2:12.965	1:50.545

Num	Lap Time	Gap
-----	----------	-----





Paul Ricard
GT Cup Open Europe
Race - 1
Best Sectors Results



Sector - 1				Sector - 2				Sector - 3				Ideal Lap vs Best Lap				
Clas	Nº	Driver	Time	Nº	Driver	Time	Nº	Driver	Time	Clas	Nº	Driver	Ideal Lap	Best Lap	Clas	
1	28	Zamparelli - Klingelberg	35.215	191	Gillion - Verdonck	38.784	24	Blazek - Lisowski	54.968	1	24	Blazek - Lisowski	2:09.317	2:09.556	2	
2	24	Blazek - Lisowski	35.247	24	Blazek - Lisowski	39.102	28	Zamparelli - Klingelberg	55.037	2	28	Zamparelli - Klingelberg	2:09.408	2:09.673	3	
3	66	Andrzej Lewandowski	35.265	66	Andrzej Lewandowski	39.103	66	Andrzej Lewandowski	55.104	3	191	Gillion - Verdonck	2:09.434	2:09.541	1	
4	191	Gillion - Verdonck	35.388	190	Navarrete - Navarrete jr	39.104	26	Darmetko - Janosz	55.204	4	66	Andrzej Lewandowski	2:09.472	2:09.797	4	
5	26	Darmetko - Janosz	35.535	28	Zamparelli - Klingelberg	39.156	191	Gillion - Verdonck	55.262	5	26	Darmetko - Janosz	2:09.986	2:10.308	5	
6	44	Pisani - Bozzoni	35.632	100	Dwernicki - Antoszewski	39.209	190	Navarrete - Navarrete jr	55.344	6	190	Navarrete - Navarrete jr	2:10.270	2:10.538	6	
7	100	Dwernicki - Antoszewski	35.808	26	Darmetko - Janosz	39.247	44	Pisani - Bozzoni	55.370	7	44	Pisani - Bozzoni	2:10.339	2:10.677	7	
8	190	Navarrete - Navarrete jr	35.822	44	Pisani - Bozzoni	39.337	100	Dwernicki - Antoszewski	55.755	8	100	Dwernicki - Antoszewski	2:10.772	2:10.844	8	
9	126	Albert Estragués	36.243	12	Glauco Solieri	39.751	12	Glauco Solieri	55.898	9	12	Glauco Solieri	2:11.961	2:12.041	9	
10	12	Glauco Solieri	36.312	126	Albert Estragués	39.785	126	Albert Estragués	56.122	10	126	Albert Estragués	2:12.150	2:12.294	10	
11	32	Fernando Fortes	36.339	32	Fernando Fortes	40.007	32	Fernando Fortes	56.213	11	32	Fernando Fortes	2:12.559	2:13.178	11	
12	27	Mauro - Aristot	37.282	27	Mauro - Aristot	40.591	27	Mauro - Aristot	57.279	12	27	Mauro - Aristot	2:15.152	2:15.655	12	



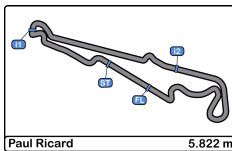


Paul Ricard
GT Cup Open Europe
Race - 1
Leader Sequence



N°	Entrant/Team	Nat	Driver 1	Nat	Driver 2	Nat	Vehicle	Cat	Start Lap	End Lap	Laps	Total Laps
28	J. Morcillo / E2P Racing	ESP	<u>Dino Zamparelli</u>	GER	Jan Klingelberg	CHE	Porsche 911 GT3 Cup gen 2	PROAM	1	11	11	11
26	Q1 by EMG Motorsport	BEL	Maciej Darmetko	POL	<u>Artur Janosz</u>	POL	Porsche 911 GT3 Cup gen 2	PROAM	12	13	2	2
24	A&P Racing Team PTT Tech Support	POL	<u>Maciej Blazek</u>	POL	Mateusz Lisowski	POL	Porsche 991 GT3 Cup gen 2	PROAM	14	23	10	10



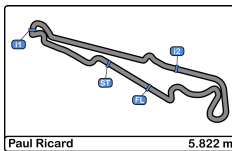


Paul Ricard
GT Cup Open Europe
Race - 1
Best 5 Lap Times



Cl	N°	Entrant/Team	Nat	Driver 1	Nat	Status	Driver 2	Nat	Status	Vehicle	Cat	Cl	Best 1		Best 2		Best 3		Best 4		Best 5	
													Time	Lap	Time	Lap	Time	Lap	Time	Lap	Time	Lap
1	191	PROsport Racing	DEU	Rodrique Gillion	BEL		Nico Verdonck	BEL		Aston Martin Vantage	PROAM	1	2:09.541	21	2:09.769	20	2:09.808	19	2:09.905	23	2:09.915	13
2	24	A&P Racing Team PTT Tech Support	POL	Maciej Blazek	POL		Mateusz Lisowski	POL		Porsche 991 GT3 Cup gen 2	PROAM	2	2:09.556	21	2:09.667	12	2:09.689	13	2:09.749	20	2:09.855	23
3	28	J. Morcillo / E2P Racing	ESP	Dino Zamparelli	GBR		Jan Klingelberg	CHE		Porsche 911 GT3 Cup gen 2	PROAM	3	2:09.673	4	2:09.886	3	2:10.042	9	2:10.063	10	2:10.103	2
4	66	Vincenzo Sospiri Racing	ITA	Andrzej Lewandowski	POL					Lamborghini Huracan Super Trofeo	AM	1	2:09.797	18	2:09.882	21	2:09.940	22	2:10.172	19	2:10.197	17
5	26	Q1 by EMG Motorsport	BEL	Maciej Darmetko	POL		Artur Janosz	POL		Porsche 911 GT3 Cup gen 2	PROAM	4	2:10.308	4	2:10.317	10	2:10.400	3	2:10.426	2	2:10.499	12
6	190	Three Sixty Racing Team	AND	Fernando Navarrete	ESP		Fernando Navarrete jr	ESP		Porsche 911 GT3 Cup gen 1	AM	2	2:10.538	6	2:10.768	5	2:10.840	9	2:10.874	4	2:10.960	7
7	44	Eugenio Pisani	ITA	Eugenio Pisani	ITA		Stefano Bozzoni	ITA		Porsche 911 GT3 Cup gen 1	PROAM	5	2:10.677	8	2:10.896	11	2:10.981	12	2:10.988	6	2:11.014	5
8	100	Alda Motorsport	POL	Jakub Dwernicki	POL		Jan Antoszewski	POL		Porsche 911 GT3 Cup gen 2	PROAM	6	2:10.844	12	2:11.152	13	2:11.417	14	2:11.450	15	2:11.506	22
9	12	AKM Motorsport	SMR	Glauco Solieri	ITA					Lamborghini Huracan Super Trofeo	AM	3	2:12.041	17	2:12.310	8	2:12.430	16	2:12.715	21	2:12.789	4
10	126	Three Sixty Racing Team	AND	Albert Estragués	ESP					Transam Euro Ford Mustang 2018	AM	4	2:12.294	8	2:13.280	4	2:13.493	3	2:13.541	7	2:13.697	6
11	32	Three Sixty Racing Team	AND	Fernando Fortes	BRA					Porsche 911 GT3 Cup gen 2	AM	5	2:13.178	22	2:13.291	18	2:13.381	13	2:13.437	17	2:13.507	8
12	27	Three Sixty Racing Team	AND	Marcio Mauro	BRA		Oscar Aristot	AND		Porsche 911 GT3 Cup gen 2	AM	6	2:15.655	2	2:15.890	20	2:16.093	8	2:16.125	4	2:16.473	9



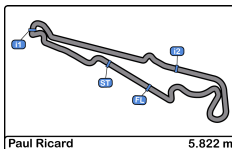


Paul Ricard
GT Cup Open Europe
Race - 1
Best 5 Top Speeds



Cl	N°	Entrant/Team	Nat	Driver 1	Nat	Driver 2	Nat	Vehicle	Cat	Cl	Top 1		Top 2		Top 3		Top 4		Top 5		
											Km/h	Lap	Km/h	Lap	Km/h	Lap	Km/h	Lap	Km/h	Lap	Km/h
1	190	Three Sixty Racing Team	ESP	Fernando Navarrete	ESP	Fernando Navarrete jr	ESP	Porsche 911 GT3 Cup gen 1	AM	1	241.0	8	239.4	7	239.4	11	238.9	3	238.9	5	239.5
2	191	PROsport Racing	DEU	Rodrique Gillion	BEL	Nico Verdonck	BEL	Aston Martin Vantage	PROAM	1	238.4	21	238.4	23	237.8	3	237.8	4	237.8	5	238.0
3	66	Vincenzo Sospiri Racing	ITA	Andrzej Lewandowski	POL			Lamborghini Huracan Super Trofeo	AM	2	236.8	9	235.8	14	234.7	10	234.7	17	234.7	23	235.3
4	100	Alda Motorsport	POL	Jakub Dwernicki	POL	Jan Antoszewski	POL	Porsche 911 GT3 Cup gen 2	PROAM	2	236.8	4	236.3	3	235.2	2	235.2	15	234.7	12	235.7
5	44	Eugenio Pisani	ITA	Eugenio Pisani	ITA	Stefano Bozzoni	ITA	Porsche 911 GT3 Cup gen 1	PROAM	3	236.3	6	236.3	9	235.8	10	235.2	4	235.2	7	235.8
6	126	Three Sixty Racing Team	ESP	Albert Estragués	ESP			Transam Euro Ford Mustang 2018	AM	3	236.3	2	235.2	3	235.2	4	235.2	7	234.2	5	235.2
7	12	AKM Motorsport	SMR	Glauco Solieri	ITA			Lamborghini Huracan Super Trofeo	AM	4	235.8	18	235.2	7	234.2	4	234.2	8	233.7	3	234.6
8	26	Q1 by EMG Motorsport	BEL	Maciej Darmetko	POL	Artur Janosz	POL	Porsche 911 GT3 Cup gen 2	PROAM	4	235.8	3	235.8	6	235.2	8	234.7	2	234.7	4	235.2
9	24	A&P Racing Team PTT Tech Support	POL	Maciej Blazek	POL	Mateusz Lisowski	POL	Porsche 991 GT3 Cup gen 2	PROAM	5	234.2	2	234.2	3	234.2	9	234.2	10	234.2	23	234.2
10	28	J. Morcillo / E2P Racing	ESP	Dino Zamparelli	GBR	Jan Klingelberg	CHE	Porsche 911 GT3 Cup gen 2	PROAM	6	233.7	22	233.2	7	233.2	8	233.2	9	233.2	10	233.3
11	32	Three Sixty Racing Team	ESP	Fernando Fortes	BRA			Porsche 911 GT3 Cup gen 2	AM	5	232.7	2	229.7	3	229.7	16	229.7	22	229.2	4	230.2
12	27	Three Sixty Racing Team	ESP	Marcio Mauro	BRA	Oscar Aristot	ESP	Porsche 911 GT3 Cup gen 2	AM	6	230.7	2	230.7	4	229.7	5	229.7	21	229.2	3	230.0



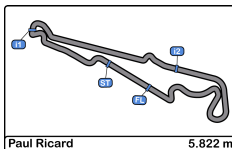


Paul Ricard
GT Cup Open Europe
Race - 1
Fastest Laps Sequence



Lap	Time of Day	Session Time	N°	Entrant/Team	Nat	Driver 1	Nat	Driver 2	Nat	Vehicle	Cat	Time	Km/h
2	11:58:39.858	4:25.858	28	J. Morcillo / E2P Racing		<u>Dino Zamparelli</u>		Jan Klingelberg		Porsche 911 GT3 Cup gen 2	PROAM	2:10.103	161.0
3	12:00:49.743	6:35.743	28	J. Morcillo / E2P Racing		<u>Dino Zamparelli</u>		Jan Klingelberg		Porsche 911 GT3 Cup gen 2	PROAM	2:09.886	161.3
4	12:02:59.416	8:45.416	28	J. Morcillo / E2P Racing		<u>Dino Zamparelli</u>		Jan Klingelberg		Porsche 911 GT3 Cup gen 2	PROAM	2:09.673	161.6
12	12:21:44.303	27:30.303	24	A&P Racing Team PTT Tech Support		Maciej Blazek		<u>Mateusz Lisowski</u>		Porsche 991 GT3 Cup gen 2	PROAM	2:09.667	161.6
21	12:41:15.277	47:01.277	24	A&P Racing Team PTT Tech Support		Maciej Blazek		<u>Mateusz Lisowski</u>		Porsche 991 GT3 Cup gen 2	PROAM	2:09.556	161.7
21	12:41:29.816	47:15.816	191	PROsport Racing		Rodrigue Gillion		<u>Nico Verdonck</u>		Aston Martin Vantage	PROAM	2:09.541	161.7





Paul Ricard
GT Cup Open Europe
Race - 1

Event Best Maximum Speed



N°	Entrant/Team	Nat	Driver 1	Nat	Driver 2	Nat	Vehicle	Cat	Km/h	Session
190	Three Sixty Racing Team	ESP	Fernando Navarrete	ESP	Fernando Navarrete jr	ESP	Porsche 911 GT3 Cup gen 1	AM	241.0	Race - 1
27	Three Sixty Racing Team	AND	Marcio Mauro	BRA	Oscar Aristot	AND	Porsche 911 GT3 Cup gen 2	AM	240.5	Free Practice - 1
191	PROsport Racing	DEU	Rodrigue Gillion	BEL	Nico Verdonck	BEL	Aston Martin Vantage	PROAM	238.4	Race - 1
100	Alda Motorsport	POL	Jakub Dwernicki	POL	Jan Antoszewski	POL	Porsche 911 GT3 Cup gen 2	PROAM	236.8	Race - 1
66	Vincenzo Sospiri Racing	ITA	Andrzej Lewandowski	POL			Lamborghini Huracan Super Trofeo Evo	AM	236.8	Race - 1
126	Three Sixty Racing Team	AND	Albert Estragués	ESP			Transam Euro Ford Mustang 2018	AM	236.3	Race - 1
44	Eugenio Pisani	ITA	Eugenio Pisani	ITA	Stefano Bozzoni	ITA	Porsche 911 GT3 Cup gen 1	PROAM	236.3	Race - 1
26	Q1 by EMG Motorsport	BEL	Maciej Darmetko	POL	Artur Janosz	POL	Porsche 911 GT3 Cup gen 2	PROAM	235.8	Race - 1
12	AKM Motorsport	SMR	Glauco Solieri	ITA			Lamborghini Huracan Super Trofeo Evo	AM	235.8	Race - 1
24	A&P Racing Team PTT Tech Support	POL	Maciej Blazek	POL	Mateusz Lisowski	POL	Porsche 991 GT3 Cup gen 2	PROAM	234.2	Race - 1
28	J. Morcillo / E2P Racing	ESP	Dino Zamparelli	GBR	Jan Klingelberg	CHE	Porsche 911 GT3 Cup gen 2	PROAM	233.7	Race - 1
32	Three Sixty Racing Team	AND	Fernando Fortes	BRA			Porsche 911 GT3 Cup gen 2	AM	232.7	Race - 1





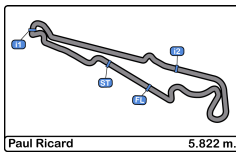
Paul Ricard
GT Cup Open Europe
Race - 1
Lap Chart



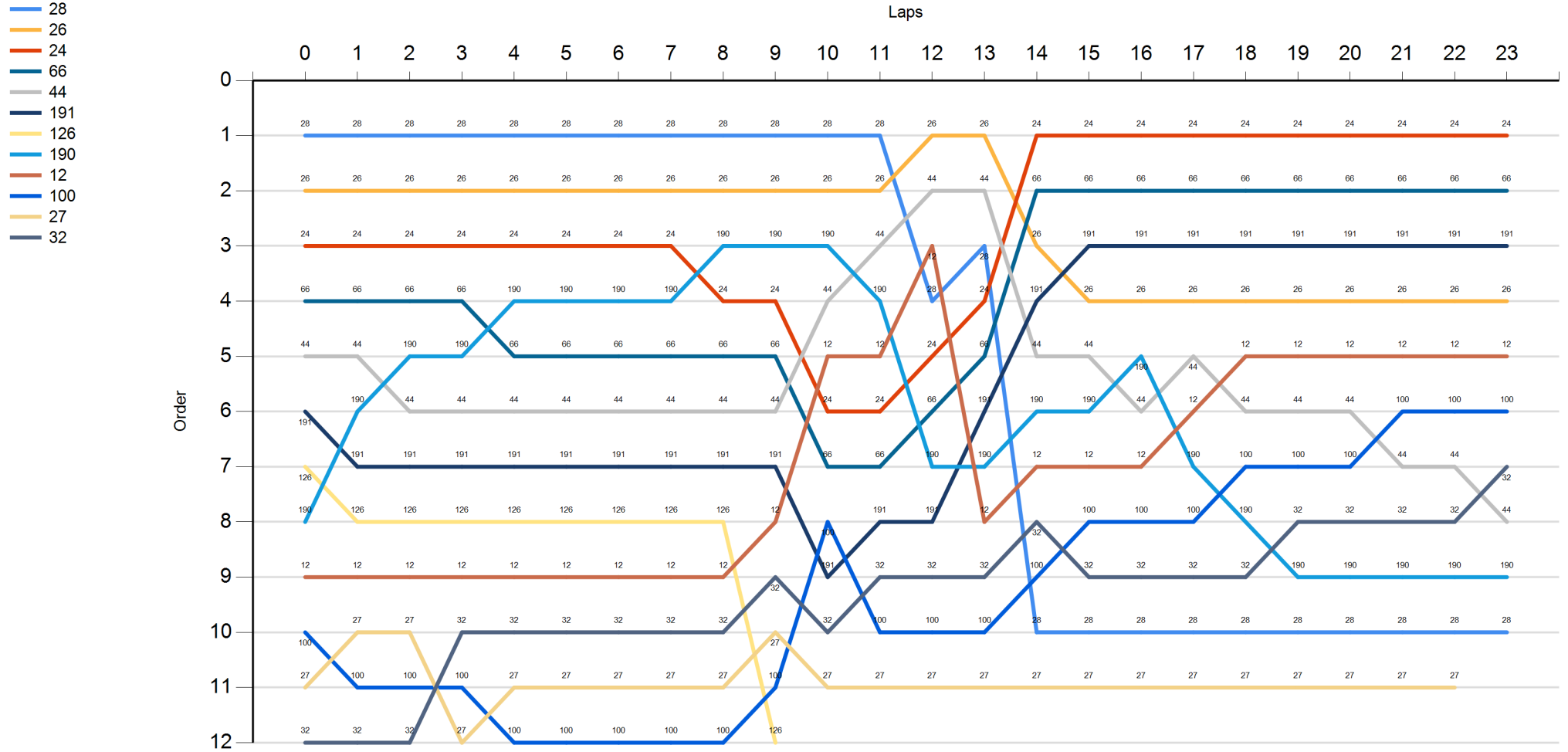
LAP

Nr	Po	Grid	1	2	3	4	5	6	7	8	9	10	11	12	13	14	15	16	17	18	19	20	21	22	23
28	1	28	28	28	28	28	28	28	28	28	28	28	28	26	26	24	24	24	24	24	24	24	24	24	24
26	2	26	26	26	26	26	26	26	26	26	26	26	26	44	44	66	66	66	66	66	66	66	66	66	66
24	3	24	24	24	24	24	24	24	24	190	190	190	44	12	28	26	191	191	191	191	191	191	191	191	191
66	4	66	66	66	66	190	190	190	190	24	24	44	190	28	24	191	26	26	26	26	26	26	26	26	26
44	5	44	44	190	190	66	66	66	66	66	66	12	12	24	66	44	44	190	44	12	12	12	12	12	12
191	6	191	190	44	44	44	44	44	44	44	44	24	24	66	191	190	190	44	12	44	44	44	100	100	100
126	7	126	191	191	191	191	191	191	191	191	191	66	66	190	190	12	12	12	190	100	100	100	44	44	32
190	8	190	126	126	126	126	126	126	126	126	12	100	191	191	12	32	100	100	100	190	32	32	32	32	44
12	9	12	12	12	12	12	12	12	12	12	32	191	32	32	32	100	32	32	32	32	190	190	190	190	190
100	10	100	27	27	32	32	32	32	32	32	27	32	100	100	100	28	28	28	28	28	28	28	28	28	28
27	11	27	100	100	100	27	27	27	27	27	100	27	27	27	27	27	27	27	27	27	27	27	27	27	27
32	12	32	32	32	27	100	100	100	100	100	126														





Paul Ricard
 GT Cup Open Europe
 Race - 1
 Graphic Lap Chart



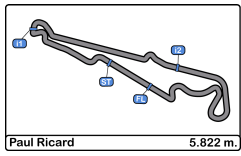


Paul Ricard
GT Cup Open Europe
Race - 1
Pit Stop Analysis



Nr.	In Day Time	Entrant/Team	Nat	Driver 1	Nat	Driver 2	Nat	Vehicle	Cat	In Time	Stop N°	Pit Time	Handicap	Penalty
66	12:16:13.930	Vincenzo Sospiri Racing	ITA	Andrzej Lewandowski	POL			Lamborghini Huracan Super Trofeo Evo	AM	21:59.583	1	1:13.208	1:10	
24	12:16:15.277	A&P Racing Team PTT Tech	POL	<u>Maciej Blazek</u>	POL	Mateusz Lisowski	POL	Porsche 991 GT3 Cup gen 2	PROAM	22:00.930	1	1:11.099	1:10	
191	12:16:17.551	PROsport Racing	BEL	<u>Rodrigue Gillion</u>	BEL	Nico Verdonck	BEL	Aston Martin Vantage	PROAM	22:03.204	1	1:23.168	1:10	
32	12:16:48.978	Three Sixty Racing Team	AND	Fernando Fortes	BRA			Porsche 911 GT3 Cup gen 2	AM	22:34.631	1	1:31.279	1:10	
27	12:17:06.039	Three Sixty Racing Team	AND	<u>Marcio Mauro</u>	BRA	Oscar Aristot	AND	Porsche 911 GT3 Cup gen 2	AM	22:51.692	1	1:32.437	1:10	
100	12:17:11.441	Alda Motorsport	POL	<u>Jakub Dwernicki</u>	POL	Jan Antoszewski	POL	Porsche 911 GT3 Cup gen 2	PROAM	22:57.094	1	1:19.687	1:10	
190	12:18:21.536	Three Sixty Racing Team	AND	Fernando Navarrete	ESP	<u>Fernando Navarrete jr</u>	ESP	Porsche 911 GT3 Cup gen 1	AM	24:07.189	1	1:17.425	1:10	
28	12:20:19.629	J. Morcillo / E2P Racing	ESP	<u>Dino Zamparelli</u>	GBR	Jan Klingelberg	CHE	Porsche 911 GT3 Cup gen 2	PROAM	26:05.282	1	1:14.103	1:10	
12	12:21:12.650	AKM Motorsport	SMR	Glauco Solieri	ITA			Lamborghini Huracan Super Trofeo Evo	AM	26:58.304	1	1:10.462	1:10	
26	12:22:36.000	Q1 by EMG Motorsport	BEL	Maciej Darmetko	POL	<u>Artur Janosz</u>	POL	Porsche 911 GT3 Cup gen 2	PROAM	28:21.653	1	1:16.162	1:10	
44	12:22:46.338	Eugenio Pisani	ITA	<u>Eugenio Pisani</u>	ITA	Stefano Bozzoni	ITA	Porsche 911 GT3 Cup gen 1	PROAM	28:31.991	1	1:17.127	1:10	
190	12:33:21.332	Three Sixty Racing Team	AND	Fernando Navarrete	ESP	<u>Fernando Navarrete jr</u>	ESP	Porsche 911 GT3 Cup gen 1	AM	39:06.985	2	25.920	1:10	-44.080

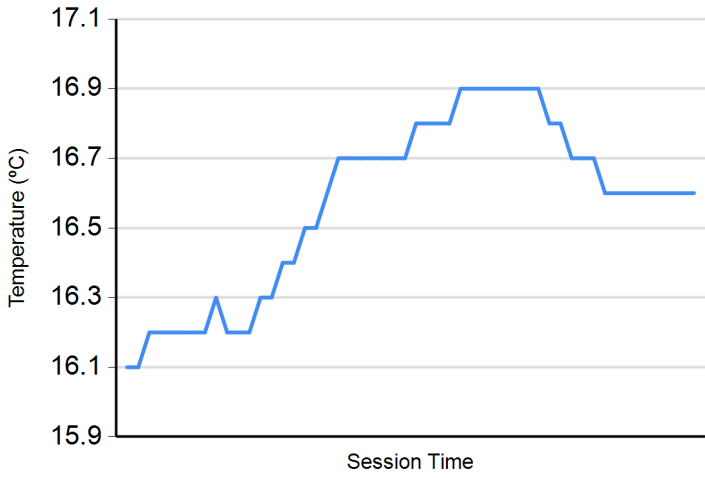




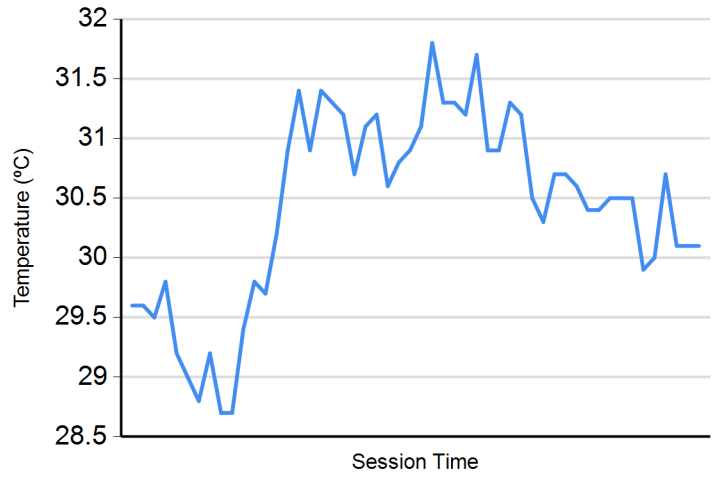
Paul Ricard
GT Cup Open Europe
Race - 1
Weather Report



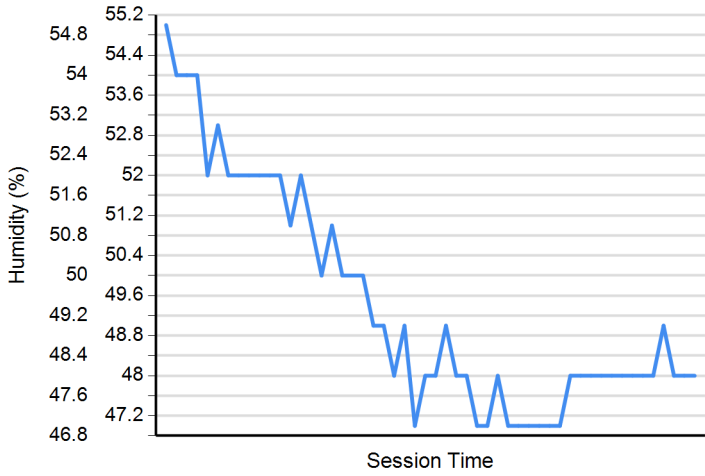
Air Temperature



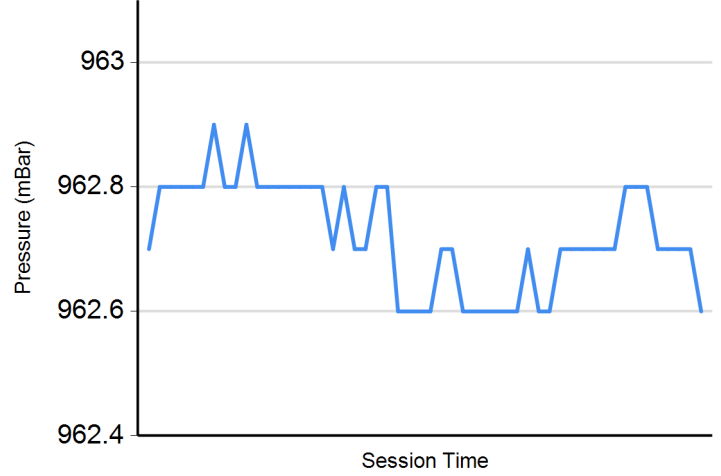
Track Temperature



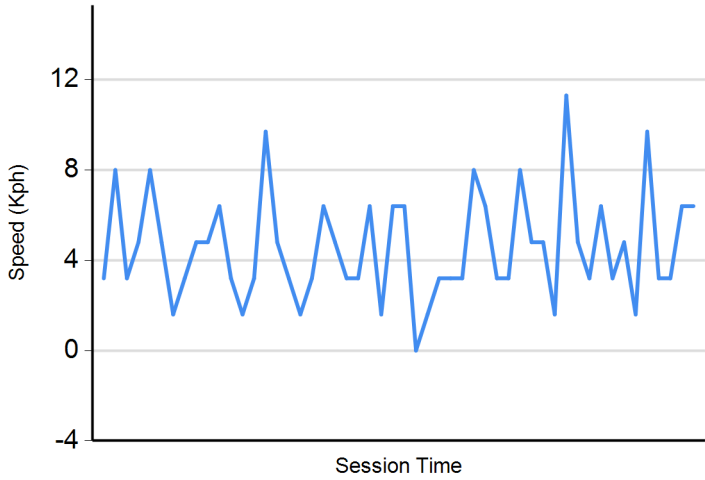
Humidity



Pressure



Wind Speed



Wind direction

North = 0°/360° Est = 90° South = 180° West = 270°

