

Paul Ricard
GT Cup Open Europe
Free Practice - 2
Provisional Results



Cls	N°	Entrant/Team	Nat	Driver 1	Nat	Driver 2	Nat	Vehicle	Cat	Cls	Laps	Best	Time	Gap	Interval	Km/h
1	24	A&P Racing Team PTT Tech Support	POL	Maciej Blazek	POL	Mateusz Lisowski	POL	Porsche 991 GT3 Cup gen 2	PROAM	1	17	15	2:09.336			162.0
2	26	Q1 by EMG Motorsport	BEL	Maciej Darmetko	POL	Artur Janosz	POL	Porsche 911 GT3 Cup gen 2	PROAM	2	20	17	2:09.675	0.339	0.339	161.6
3	28	J. Morcillo / E2P Racing	ESP	Dino Zamparelli	GBR	Jan Klingelberg	CHE	Porsche 911 GT3 Cup gen 2	PROAM	3	18	17	2:09.682	0.346	0.007	161.6
4	191	PROsport Racing	DEU	Rodrigue Gillion	BEL	Nico Verdonck	BEL	Aston Martin Vantage	PROAM	4	20	3	2:10.255	0.919	0.573	160.9
5	100	Alda Motorsport	POL	Jakub Dwernicki	POL	Jan Antoszewski	POL	Porsche 911 GT3 Cup gen 2	PROAM	5	12	6	2:10.602	1.266	0.347	160.4
6	12	AKM Motorsport	SMR	Glauco Solieri	ITA			Lamborghini Huracan Super Trofeo Evo	AM	1	15	9	2:11.794	2.458	1.192	159.0
7	32	Three Sixty Racing Team	AND	Fernando Fortes	BRA			Porsche 911 GT3 Cup gen 2	AM	2	16	12	2:11.817	2.481	0.023	159.0
8	190	Three Sixty Racing Team	AND	Fernando Navarrete	ESP	Fernando Navarrete jr	ESP	Porsche 911 GT3 Cup gen 1	AM	3	20	3	2:12.302	2.966	0.485	158.4
9	126	Three Sixty Racing Team	AND	Albert Estragués	ESP			Transam Euro Ford Mustang 2018	AM	4	8	7	2:12.854	3.518	0.552	157.7
10	27	Three Sixty Racing Team	AND	Marcio Mauro	BRA	Oscar Aristot	AND	Porsche 911 GT3 Cup gen 2	AM	5	19	9	2:14.378	5.042	1.524	155.9
11	44	Eugenio Pisani	ITA	Eugenio Pisani	ITA	Stefano Bozzoni	ITA	Porsche 911 GT3 Cup gen 1	PROAM	6	17	4	2:14.519	5.183	0.141	155.8

*** PENALTIES**

CAR 190 TIME 2:11.361 DELETED TRACK LIMITS AT T 10

CAR 190 TIME 2:10.496 DELETED TRACK LIMITS AT T 10

Published at:.....

Track Temp: **22.8 °C** Air Temp: **14.3 °C** Humidity: **63 %** Track Status: **DRY**

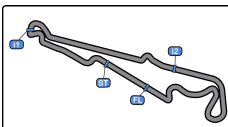
Stewards:

Race Director:

Timekeeper: *[Signature]* Luis Angel Garcia Nuñez

JOB/I-0020-ESP





Paul Ricard
GT Cup Open Europe
Free Practice - 2



Provisional Results by Class

Paul Ricard 5.822 m

Cls	N°	Entrant/Team	Nat	Driver 1	Nat	Driver 2	Nat	Vehicle	Cat	Cls	Laps	Best	Time	Gap	Interval	Km/h
PROAM																
1	24	A&P Racing Team PTT Tech Support	POL	Maciej Blazek	POL	Mateusz Lisowski	POL	Porsche 991 GT3 Cup gen 2	PROAM	1	17	15	2:09.336			162.0
2	26	Q1 by EMG Motorsport	BEL	Maciej Darmetko	POL	Artur Janosz	POL	Porsche 911 GT3 Cup gen 2	PROAM	2	20	17	2:09.675	0.339	0.339	161.6
3	28	J. Morcillo / E2P Racing	ESP	Dino Zamparelli	GBR	Jan Klingenberg	GBR	Porsche 911 GT3 Cup gen 2	PROAM	3	18	17	2:09.682	0.346	0.007	161.6
4	191	PROsport Racing	DEU	Rodrigue Gillion	BEL	Nico Verdonck	BEL	Aston Martin Vantage	PROAM	4	20	3	2:10.255	0.919	0.573	160.9
5	100	Alda Motorsport	POL	Jakub Dwernicki	POL	Jan Antoszewski	POL	Porsche 911 GT3 Cup gen 2	PROAM	5	12	6	2:10.602	1.266	0.347	160.4
6	44	Eugenio Pisani	ITA	Eugenio Pisani	ITA	Stefano Bozzoni	ITA	Porsche 911 GT3 Cup gen 1	PROAM	6	17	4	2:14.519	5.183	3.917	155.8
AM																
1	12	AKM Motorsport	GBR	Glauco Solieri	ITA			Lamborghini Huracan Super Trofeo Evo	AM	1	15	9	2:11.794			159.0
2	32	Three Sixty Racing Team	AND	Fernando Fortes	BRA			Porsche 911 GT3 Cup gen 2	AM	2	16	12	2:11.817	0.023	0.023	159.0
3	190	Three Sixty Racing Team	AND	Fernando Navarrete	ESP	Fernando Navarrete jr	ESP	Porsche 911 GT3 Cup gen 1	AM	3	20	3	2:12.302	0.508	0.485	158.4
4	126	Three Sixty Racing Team	AND	Albert Estragués	ESP			Transam Euro Ford Mustang 2018	AM	4	8	7	2:12.854	1.060	0.552	157.7
5	27	Three Sixty Racing Team	AND	Marcio Mauro	BRA	Oscar Aristot	AND	Porsche 911 GT3 Cup gen 2	AM	5	19	9	2:14.378	2.584	1.524	155.9

*** PENALTIES**

CAR 190 TIME 2:11.361 DELETED TRACK LIMITS AT T 10

CAR 190 TIME 2:10.496 DELETED TRACK LIMITS AT T 10

Published at:.....

Track Temp: 22.8 °C Air Temp: 14.3 °C Humidity: 63 % Track Status: DRY

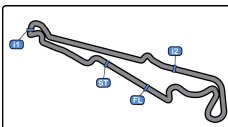
Stewards:

Race Director:

Timekeeper: Luis Angel Garcia Nuñez

JOB/I-0020-ESP





Paul Ricard
GT Cup Open Europe
Free Practice - 2



Provisional Results by Category

Paul Ricard 5.822 m

Cls	N°	Entrant/Team	Nat	Driver 1	Nat	Driver 2	Nat	Vehicle	Cat	Cls	Laps	Best	Time	Gap	Interval	Km/h
GT Open Cup Europe																
1	24	A&P Racing Team PTT Tech Support	POL	Maciej Blazek	POL	Mateusz Lisowski	POL	Porsche 991 GT3 Cup gen 2	PROAM	1	17	15	2:09.336			162.0
2	26	Q1 by EMG Motorsport	BEL	Maciej Darmetko	POL	Artur Janosz	POL	Porsche 911 GT3 Cup gen 2	PROAM	2	20	17	2:09.675	0.339	0.339	161.6
3	28	J. Morcillo / E2P Racing	ESP	Dino Zamparelli	GBR	Jan Klingenberg	GBR	Porsche 911 GT3 Cup gen 2	PROAM	3	18	17	2:09.682	0.346	0.007	161.6
4	191	PROsport Racing	DEU	Rodrigue Gillion	BEL	Nico Verdonck	BEL	Aston Martin Vantage	PROAM	4	20	3	2:10.255	0.919	0.573	160.9
5	100	Alda Motorsport	POL	Jakub Dwernicki	POL	Jan Antoszewski	POL	Porsche 911 GT3 Cup gen 2	PROAM	5	12	6	2:10.602	1.266	0.347	160.4
6	12	AKM Motorsport	SMR	Glauco Solieri	ITA			Lamborghini Huracan Super Trofeo Evo	AM	1	15	9	2:11.794	2.458	1.192	159.0
7	32	Three Sixty Racing Team	AND	Fernando Fortes	BRA			Porsche 911 GT3 Cup gen 2	AM	2	16	12	2:11.817	2.481	0.023	159.0
8	190	Three Sixty Racing Team	AND	Fernando Navarrete	ESP	Fernando Navarrete jr	ESP	Porsche 911 GT3 Cup gen 1	AM	3	20	3	2:12.302	2.966	0.485	158.4
9	126	Three Sixty Racing Team	AND	Albert Estragués	ESP			Transam Euro Ford Mustang 2018	AM	4	8	7	2:12.854	3.518	0.552	157.7
10	27	Three Sixty Racing Team	AND	Marcio Mauro	BRA	Oscar Aristot	AND	Porsche 911 GT3 Cup gen 2	AM	5	19	9	2:14.378	5.042	1.524	155.9
11	44	Eugenio Pisani	ITA	Eugenio Pisani	ITA	Stefano Bozzoni	ITA	Porsche 911 GT3 Cup gen 1	PROAM	6	17	4	2:14.519	5.183	0.141	155.8

*** PENALTIES**

CAR 190 TIME 2:11.361 DELETED TRACK LIMITS AT T 10

CAR 190 TIME 2:10.496 DELETED TRACK LIMITS AT T 10

Published at:.....

Track Temp: 22.8 °C Air Temp: 14.3 °C Humidity: 63 % Track Status: DRY

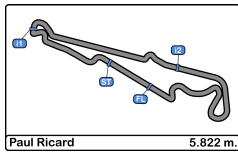
Stewards:

Race Director:

Timekeeper: Luis Angel Garcia Nuñez

JOB/I-0020-ESP





Paul Ricard
GT Cup Open Europe
Free Practice - 2
Lap Analysis



12

1 Glauco Solieri

Lamborghini Huracan Super Trofeo Evo

26

1 Maciej Darmetko

Porsche 911 GT3 Cup gen 2

AM

2

AKM Motorsport

PROAM

2 Artur Janosz

Q1 by EMG Motorsport

Lap	D	Time	Sector 1	Sector 2	Sector 3	T. Spd	Elapsed	Lap	D	Time	Sector 1	Sector 2	Sector 3	T. Spd	Elapsed
1		9:02:57.848	9:01:08.718	48.978	1:00.152	107.4	9:02:57.848	1		9:03:07.960	9:01:01.107	56.831	1:10.022	85.8	9:03:07.960
2		2:16.606	38.027	41.284	57.295	228.8	9:05:14.454	2		2:19.213	39.749	41.747	57.717	213.4	9:05:27.173
3		2:14.750	36.912	40.356	57.482	232.2	9:07:29.204	3		2:13.841	37.021	40.001	56.819	230.2	9:07:41.014
4		2:33.694 P	40.179	41.049	1:12.466	214.2	9:10:02.898	4		2:13.937	36.507	40.950	56.480	231.2	9:09:54.951
5		5:18.164	3:35.617	44.950	57.597	125.4	9:15:21.062	5		2:13.224	36.655	39.761	56.808	231.2	9:12:08.175
6		2:13.007	36.660	39.904	56.443	233.7	9:17:34.069	6		2:13.829	37.200	40.131	56.498	231.7	9:14:22.004
7		2:12.986	36.458	40.016	56.512	232.2	9:19:47.055	7		2:22.408 P	37.781	40.365	1:04.262	230.2	9:16:44.412
8		2:13.149	36.496	40.438	56.215	233.2	9:22:00.204	8		5:22.240	3:45.832	39.993	56.415	142.4	9:22:06.652
9		2:11.794	36.450	39.555	55.789	232.2	9:24:11.998	9		2:12.944	36.409	39.824	56.711	230.2	9:24:19.596
10		2:32.379 P	36.212	37.247	1:18.920	233.7	9:26:44.377	10		2:13.747	36.974	40.059	56.714	232.2	9:26:33.343
11		6:00.896	4:11.476	44.577	1:04.843	132.5	9:32:45.273	11		2:13.286	36.830	39.919	56.537	230.7	9:28:46.629
12		2:13.378	36.865	40.326	56.187	232.2	9:34:58.651	12		2:13.428	36.219	40.030	57.179	232.2	9:31:00.057
13		2:12.375	36.560	39.816	55.999	232.2	9:37:11.026	13		2:32.703 P	36.651	40.235	1:15.817	231.2	9:33:32.760
14		2:12.630	36.373	39.293	56.964	233.2	9:39:23.656	14		4:22.460	2:45.924	40.005	56.531	123.0	9:37:55.220
15		2:39.337 P	39.733	42.738	1:16.866	188.8	9:42:02.993	15		2:10.593	35.854	39.045	55.694	233.7	9:40:05.813

24

1 Maciej Blazek

Porsche 991 GT3 Cup gen 2

PROAM

2 Mateusz Lisowski

A&P Racing Team PTT Tech Support

Lap	D	Time	Sector 1	Sector 2	Sector 3	T. Spd	Elapsed
1		9:03:47.439	9:01:41.373	59.411	1:06.655	120.0	9:03:47.439
2		2:13.860	37.158	40.107	56.595	229.7	9:06:01.299
3		2:11.775	36.029	39.847	55.899	230.7	9:08:13.074
4		2:11.122	35.909	39.439	55.774	231.2	9:10:24.196
5		2:11.638	36.044	39.341	56.253	231.7	9:12:35.834
6		2:10.927	35.847	39.388	55.692	230.2	9:14:46.761
7		2:13.798	37.010	40.897	55.891	231.7	9:17:00.559
8		2:11.031	35.893	39.263	55.875	231.2	9:19:11.590
9		2:10.535	35.611	39.382	55.542	231.2	9:21:22.125
10		4:16.122 P	35.792	39.362	3:00.968	232.2	9:25:38.247
11		2:27.563	52.824	39.229	55.510	107.6	9:28:05.810
12		2:09.724	35.619	39.105	55.000	230.7	9:30:15.534
13		2:09.385	35.387	38.981	55.017	231.2	9:32:24.919
14		2:09.428	35.333	38.929	55.166	231.7	9:34:34.347
15		2:09.336	35.383	38.847	55.106	230.7	9:36:43.683
16		2:09.433	35.284	38.961	55.188	231.7	9:38:53.116
17		2:09.615	35.390	39.076	55.149	231.2	9:41:02.731
18			35.972	38.969		230.7	

27

1 Marcio Mauro

Porsche 911 GT3 Cup gen 2

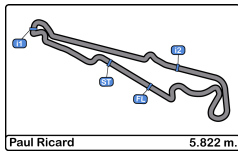
AM

2 Oscar Aristot

Three Sixty Racing Team

Lap	D	Time	Sector 1	Sector 2	Sector 3	T. Spd	Elapsed
1		9:02:50.535	9:01:01.650	46.832	1:02.053	89.9	9:02:50.535
2		2:21.840	39.962	42.059	59.819	207.6	9:05:12.375
3		2:18.197	38.303	40.548	59.346	209.7	9:07:30.572
4		2:15.450	37.415	40.332	57.703	229.7	9:09:46.022
5		2:14.714	37.200	40.172	57.342	230.2	9:12:00.736
6		2:15.907	37.662	40.458	57.787	231.2	9:14:16.643
7		2:18.142	37.815	41.303	59.024	229.7	9:16:34.785
8		2:15.863	37.653	40.450	57.760	228.8	9:18:50.648
9		2:14.378	37.295	39.795	57.288	229.2	9:21:05.026
10		2:14.845	37.452	40.066	57.327	230.2	9:23:19.871
11		8:28.008 P	37.475	42.388	7:08.145	229.7	9:31:47.879
12		2:53.059	1:04.850	45.231	1:02.978	117.3	9:34:40.938
13		2:21.735	40.136	42.365	59.234	226.4	9:37:02.673
14		2:20.738	39.076	42.534	59.128	227.8	9:39:23.411
15		2:19.509	38.824	41.886	58.799	227.3	9:41:42.920
16		2:19.791	38.921	41.919	58.951	226.8	9:44:02.711
17		2:18.853	38.619	41.785	58.449	227.3	9:46:21.564
18		2:17.144	38.191	41.142	57.811	227.3	9:48:38.708
19		2:19.093	38.093	41.415	59.585	228.8	9:50:57.801
20			40.812	45.959		225.4	





Paul Ricard
GT Cup Open Europe
Free Practice - 2
Lap Analysis

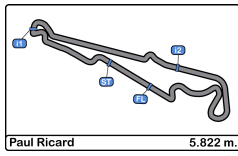


28							44								
1 Dino Zamparelli			Porsche 911 GT3 Cup gen 2				1 Eugenio Pisani			Porsche 911 GT3 Cup gen 1					
PROAM			2 Jan Klingelberg				J. Morcillo / E2P Racing			PROAM					
2 Stefano Bozzoni			Eugenio Pisani				2 Stefano Bozzoni			Eugenio Pisani					
Lap	D	Time	Sector 1	Sector 2	Sector 3	T. Spd	Elapsed	Lap	D	Time	Sector 1	Sector 2	Sector 3	T. Spd	Elapsed
1		9:04:00.592	9:02:02.419	54.032	1:04.141	103.8	9:04:00.592	1		9:03:17.105 P	9:01:21.654	47.269	1:08.182	104.9	9:03:17.105
2		2:18.670	39.050	42.044	57.576	227.8	9:06:19.262	2		4:08.346	2:25.180	42.128	1:01.038	123.2	9:07:25.451
3		2:14.123	37.167	40.115	56.841	230.2	9:08:33.385	3		2:16.000	37.087	41.033	57.880	225.9	9:09:41.451
4		2:14.791	37.219	40.167	57.405	230.7	9:10:48.176	4		2:14.519	36.884	40.455	57.180	225.9	9:11:55.970
5		2:13.282	36.751	39.934	56.597	230.7	9:13:01.458	5		2:14.682	36.921	40.411	57.350	226.8	9:14:10.652
6		2:13.695	37.116	40.167	56.412	230.2	9:15:15.153	6		2:55.249 P	36.319	54.779	1:24.151	226.4	9:17:05.901
7		3:48.593 P	36.714	40.123	2:31.756	231.2	9:19:03.746	7		8:53.006	7:04.203	48.034	1:00.769	123.8	9:25:58.907
8		2:33.263	55.824	40.783	56.656	123.7	9:21:37.009	8		2:25.848	39.184	45.928	1:00.736	225.9	9:28:24.755
9		2:13.190	36.653	40.077	56.460	231.2	9:23:50.199	9		2:25.506	39.683	44.401	1:01.422	227.8	9:30:50.261
10		2:12.341	36.387	39.888	56.066	230.7	9:26:02.540	10		2:23.759	38.674	44.209	1:00.876	232.2	9:33:14.020
11		2:13.075	36.497	40.059	56.519	231.7	9:28:15.615	11		2:25.394	39.720	42.621	1:03.053	229.7	9:35:39.414
12		2:12.769	36.527	39.663	56.579	230.7	9:30:28.384	12		2:33.922 P	40.546	43.758	1:09.618	221.7	9:38:13.336
13		2:12.797	36.560	39.794	56.443	231.7	9:32:41.181	13		3:34.042	1:51.258	42.693	1:00.091	150.6	9:41:47.378
14		4:29.728 P	36.611	39.881	3:13.236	232.2	9:37:10.909	14		2:19.505	38.039	42.238	59.228	231.7	9:44:06.883
15		2:37.561	57.134	42.455	57.972	108.3	9:39:48.470	15		2:25.842 P	37.987	41.736	1:06.119	232.2	9:46:32.725
16		2:10.732	36.177	39.214	55.341	231.2	9:41:59.202	16		4:13.464	2:37.762	39.631	56.071	134.3	9:50:46.189
17		2:09.682	35.536	38.982	55.164	230.7	9:44:08.884	17		2:24.973 P	38.420	39.475	1:07.078	235.2	9:53:11.162
18		2:25.089	37.316	41.157	1:06.616	231.7	9:46:33.973								
19			36.196	39.480		231.2									

32							100								
1 Fernando Fortes			Porsche 911 GT3 Cup gen 2				1 Jakob Dwernicki			Porsche 911 GT3 Cup gen 2					
AM			2 Three Sixty Racing Team				PROAM			2 Jan Antoszewski					
Alda Motorsport															
Lap	D	Time	Sector 1	Sector 2	Sector 3	T. Spd	Elapsed	Lap	D	Time	Sector 1	Sector 2	Sector 3	T. Spd	Elapsed
1		9:02:49.561	9:00:54.410	49.106	1:06.045	91.2	9:02:49.561	1		9:04:11.446	9:02:28.855	43.396	59.195	107.0	9:04:11.446
2		2:22.347	39.885	41.980	1:00.482	202.6	9:05:11.908	2		2:22.131	37.034	40.404	1:04.693	232.7	9:06:33.577
3		2:16.939	37.827	40.741	58.371	228.3	9:07:28.847	3		2:11.830	36.056	39.389	56.385	232.2	9:08:45.407
4		2:15.624	37.242	40.444	57.938	229.2	9:09:44.471	4		2:11.248	36.034	39.425	55.789	232.7	9:10:56.655
5		2:14.710	37.454	40.226	57.030	228.8	9:11:59.181	5		2:11.290	35.943	39.345	56.002	233.7	9:13:07.945
6		11:48.527 P	38.205	48.219	10:22.103	229.2	9:23:47.708	6		2:10.602	36.033	39.048	55.521	232.7	9:15:18.547
7		2:33.384	56.467	40.389	56.528	137.5	9:26:21.092	7		2:24.284 P	35.845	39.281	1:09.158	234.2	9:17:42.831
8		2:13.129	36.560	40.223	56.346	227.3	9:28:34.221	8		4:19.863	2:40.225	41.827	57.811	142.6	9:22:02.694
9		2:13.507	36.508	40.203	56.796	229.2	9:30:47.728	9		2:13.729	37.134	39.699	56.896	233.2	9:24:16.423
10		2:12.392	36.102	39.928	56.362	229.2	9:33:00.120	10		2:23.780	44.372	42.582	56.826	233.2	9:26:40.203
11		2:11.986	36.331	39.803	55.852	227.8	9:35:12.106	11		2:13.448	36.874	39.704	56.870	232.7	9:28:53.651
12		2:11.817	36.045	39.589	56.183	228.3	9:37:23.923	12		2:40.779 P	42.947	46.188	1:11.644	180.0	9:31:34.430
13		2:12.151	36.430	39.924	55.797	229.7	9:39:36.074								
14		6:24.745 P	42.471	52.760	4:49.514	192.5	9:46:00.819								
15		2:30.438	54.455	40.234	55.749	137.7	9:48:31.257								
16		2:12.557	36.744	39.974	55.839	228.3	9:50:43.814								
17			41.983	47.202		174.4									

126							
1 Albert Estragués			Transam Euro Ford Mustang 2018				
AM			2 Three Sixty Racing Team				
Lap	D	Time	Sector 1	Sector 2	Sector 3	T. Spd	Elapsed
1		9:03:13.512	9:01:18.012	50.128	1:05.372	79.7	9:03:13.512
2		2:16.498	38.327	40.615	57.556	231.7	9:05:30.010
3		2:14.196	37.031	40.139	57.026	233.2	9:07:44.206
4		4:04.645 P	37.145	42.468	2:45.032	235.8	9:11:48.851
5		2:36.098	57.931	40.568	57.599	108.5	9:14:24.949
6		2:13.689	36.819	39.661	57.209	232.7	9:16:38.638
7		2:12.854	36.298	39.622	56.934	233.2	9:18:51.492
8		2:19.708	40.692	41.083	57.933	170.6	9:21:11.200
9			36.451	43.129		233.7	





Paul Ricard
GT Cup Open Europe
Free Practice - 2
Lap Analysis



190

1 Fernando Navarrete Porsche 911 GT3 Cup gen 1
 AM 2 Fernando Navarrete jr Three Sixty Racing Team

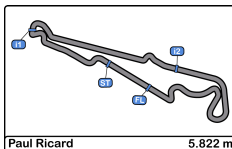
Lap	D	Time	Sector 1	Sector 2	Sector 3	T. Spd	Elapsed
1		9:02:55.354	9:01:02.324	52.939	1:00.091	105.9	9:02:55.354
2		2:14.587	37.750	40.042	56.795	237.8	9:05:09.941
3		2:12.302	36.808	39.392	56.102	238.9	9:07:22.243
4		2:11.364	36.392	39.320	55.649	239.4	9:09:33.604
5		2:10.496	35.714	38.973	55.809	240.0	9:11:44.100
6		2:39.205 P	38.819	46.720	1:13.666	240.5	9:14:23.305
7		5:49.092	4:02.870	43.881	1:02.341	119.0	9:20:12.397
8		2:23.076	38.866	41.997	1:02.213	236.8	9:22:35.473
9		2:22.126	39.133	41.958	1:01.035	236.3	9:24:57.599
10		2:21.170	38.386	41.329	1:01.455	238.9	9:27:18.769
11		2:40.254 P	37.507	40.647	1:22.100	239.4	9:29:59.023
12		5:38.394	3:56.782	41.874	59.738	100.9	9:35:37.417
13		2:17.403	38.248	40.799	58.356	238.9	9:37:54.820
14		2:16.034	38.059	39.738	58.237	208.4	9:40:10.854
15		2:16.104	36.881	40.362	58.861	239.4	9:42:26.958
16		2:15.505	37.661	40.212	57.632	239.4	9:44:42.463
17		2:15.994	37.950	39.836	58.208	240.5	9:46:58.457
18		2:15.407	36.663	40.621	58.123	238.4	9:49:13.864
19		2:15.738	37.120	40.197	58.421	239.4	9:51:29.602
20		3:10.699 P	44.934	51.810	1:33.955	183.0	9:54:40.301

191

1 Rodrigue Gillion Aston Martin Vantage
 PROAM 2 Nico Verdonck PROsport Racing

Lap	D	Time	Sector 1	Sector 2	Sector 3	T. Spd	Elapsed
1		9:03:19.344	9:01:35.688	44.475	59.181	119.3	9:03:19.344
2		2:12.322	36.674	39.778	55.870	235.2	9:05:31.666
3		2:10.255	35.926	39.007	55.322	236.3	9:07:41.921
4		6:47.040 P	36.142	39.727	5:31.171	236.3	9:14:28.961
5		2:33.112	54.486	41.611	57.015	138.9	9:17:02.073
6		2:13.018	36.291	39.766	56.961	235.2	9:19:15.091
7		2:11.973	36.188	39.339	56.446	234.7	9:21:27.064
8		2:13.511	36.486	40.204	56.821	235.8	9:23:40.575
9		2:13.057	36.357	39.837	56.863	234.7	9:25:53.632
10		2:13.236	36.417	39.765	57.054	234.2	9:28:06.868
11		2:12.703	36.522	39.719	56.462	235.8	9:30:19.571
12		2:12.313	36.264	39.704	56.345	235.2	9:32:31.884
13		2:11.776	36.046	39.667	56.063	235.8	9:34:43.660
14		2:13.031	36.930	39.885	56.216	236.3	9:36:56.691
15		2:11.351	35.986	39.364	56.001	235.2	9:39:08.042
16		2:11.957	36.205	39.535	56.217	235.2	9:41:19.999
17		2:11.830	36.064	39.391	56.375	234.7	9:43:31.829
18		2:12.486	36.295	39.648	56.543	233.7	9:45:44.315
19		2:12.200	36.317	39.577	56.306	235.2	9:47:56.515
20		2:11.911	36.091	39.561	56.259	235.8	9:50:08.426
21			37.833	42.154		235.8	



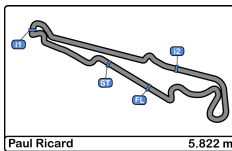


Paul Ricard
 GT Cup Open Europe
 Free Practice - 2
Best Sectors Results



Sector - 1				Sector - 2				Sector - 3				Ideal Lap vs Best Lap				
Clas	Nº	Driver	Time	Nº	Driver	Time	Nº	Driver	Time	Clas	Nº	Driver	Ideal Lap	Best Lap	Clas	
1	24	Blazek - Lisowski	35.284	12	Glauco Solieri	37.247	24	Blazek - Lisowski	55.000	1	24	Blazek - Lisowski	2:09.131	2:09.336	1	
2	28	Zamparelli - Klingelberg	35.536	24	Blazek - Lisowski	38.847	26	Darmetko - Janosz	55.156	2	12	Glauco Solieri	2:09.248	2:11.794	6	
3	26	Darmetko - Janosz	35.611	26	Darmetko - Janosz	38.908	28	Zamparelli - Klingelberg	55.164	3	26	Darmetko - Janosz	2:09.675	2:09.675	2	
4	190	Navarrete - Navarrete jr	35.714	190	Navarrete - Navarrete jr	38.973	191	Gillion - Verdonck	55.322	4	28	Zamparelli - Klingelberg	2:09.682	2:09.682	3	
5	100	Dwernicki - Antoszewski	35.845	28	Zamparelli - Klingelberg	38.982	100	Dwernicki - Antoszewski	55.521	5	191	Gillion - Verdonck	2:10.255	2:10.255	4	
6	191	Gillion - Verdonck	35.926	191	Gillion - Verdonck	39.007	190	Navarrete - Navarrete jr	55.649	6	190	Navarrete - Navarrete jr	2:10.336	2:12.302	8	
7	32	Fernando Fortes	36.045	100	Dwernicki - Antoszewski	39.048	32	Fernando Fortes	55.749	7	100	Dwernicki - Antoszewski	2:10.414	2:10.602	5	
8	12	Glauco Solieri	36.212	44	Pisani - Bozzoni	39.475	12	Glauco Solieri	55.789	8	32	Fernando Fortes	2:11.383	2:11.817	7	
9	126	Albert Estragués	36.298	32	Fernando Fortes	39.589	44	Pisani - Bozzoni	56.071	9	44	Pisani - Bozzoni	2:11.865	2:14.519	11	
10	44	Pisani - Bozzoni	36.319	126	Albert Estragués	39.622	126	Albert Estragués	56.934	10	126	Albert Estragués	2:12.854	2:12.854	9	
11	27	Mauro - Aristot	37.200	27	Mauro - Aristot	39.795	27	Mauro - Aristot	57.288	11	27	Mauro - Aristot	2:14.283	2:14.378	10	



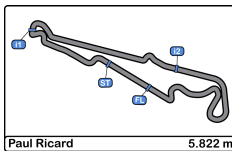


Paul Ricard
GT Cup Open Europe
Free Practice - 2
Best 5 Lap Times



Cl	N°	Entrant/Team	Nat	Driver 1	Nat	Status	Driver 2	Nat	Status	Vehicle	Cat	Cl	Best 1		Best 2		Best 3		Best 4		Best 5	
													Time	Lap	Time	Lap	Time	Lap	Time	Lap	Time	Lap
1	24	A&P Racing Team PTT Tech Support	POL	Maciej Blazek	POL		Mateusz Lisowski	POL		Porsche 991 GT3 Cup gen 2	PROAM	1	2:09.336	15	2:09.385	13	2:09.428	14	2:09.433	16	2:09.615	17
2	26	Q1 by EMG Motorsport	BEL	Maciej Darmetko	POL		Artur Janosz	POL		Porsche 911 GT3 Cup gen 2	PROAM	2	2:09.675	17	2:09.972	16	2:10.593	15	2:12.944	9	2:13.224	5
3	28	J. Morcillo / E2P Racing	ESP	Dino Zamparelli	GBR		Jan Klingelberg	CHE		Porsche 911 GT3 Cup gen 2	PROAM	3	2:09.682	17	2:10.732	16	2:12.341	10	2:12.769	12	2:12.797	13
4	191	PROsport Racing	DEU	Rodrigue Gillion	BEL		Nico Verdonck	BEL		Aston Martin Vantage	PROAM	4	2:10.255	3	2:11.351	15	2:11.776	13	2:11.830	17	2:11.911	20
5	100	Alda Motorsport	POL	Jakub Dwernicki	POL		Jan Antoszewski	POL		Porsche 911 GT3 Cup gen 2	PROAM	5	2:10.602	6	2:11.248	4	2:11.290	5	2:11.830	3	2:13.448	11
6	12	AKM Motorsport	SMR	Glauco Solieri	ITA					Lamborghini Huracan Super Trofeo	AM	1	2:11.794	9	2:12.375	13	2:12.630	14	2:12.986	7	2:13.007	6
7	32	Three Sixty Racing Team	AND	Fernando Fortes	BRA					Porsche 911 GT3 Cup gen 2	AM	2	2:11.817	12	2:11.986	11	2:12.151	13	2:12.392	10	2:12.557	16
8	190	Three Sixty Racing Team	AND	Fernando Navarrete	ESP		Fernando Navarrete jr	ESP		Porsche 911 GT3 Cup gen 1	AM	3	2:12.302	3	2:14.587	2	2:15.407	18	2:15.505	16	2:15.738	19
9	126	Three Sixty Racing Team	AND	Albert Estragués	ESP					Transam Euro Ford Mustang 2018	AM	4	2:12.854	7	2:13.689	6	2:14.196	3	2:16.498	2	2:19.708	8
10	27	Three Sixty Racing Team	AND	Marcio Mauro	BRA		Oscar Aristot	AND		Porsche 911 GT3 Cup gen 2	AM	5	2:14.378	9	2:14.714	5	2:14.845	10	2:15.450	4	2:15.863	8
11	44	Eugenio Pisani	ITA	Eugenio Pisani	ITA		Stefano Bozzoni	ITA		Porsche 911 GT3 Cup gen 1	PROAM	6	2:14.519	4	2:14.682	5	2:16.000	3	2:19.505	14	2:23.759	10



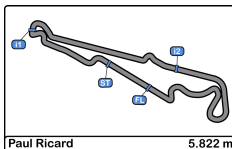


Paul Ricard
GT Cup Open Europe
Free Practice - 2
Best 5 Top Speeds



Cl	N°	Entrant/Team	Nat	Driver 1	Nat	Driver 2	Nat	Vehicle	Cat	Cl	Top 1		Top 2		Top 3		Top 4		Top 5		Avg
											Km/h	Lap	Km/h	Lap	Km/h	Lap	Km/h	Lap	Km/h	Lap	
1	190	Three Sixty Racing Team	ESP	Fernando Navarrete	ESP	Fernando Navarrete jr	ESP	Porsche 911 GT3 Cup gen 1	AM	1	240.5	6	240.5	17	240.0	5	239.4	4	239.4	11	240.0
2	191	PROsport Racing	DEU	Rodrigue Gillion	BEL	Nico Verdonck	BEL	Aston Martin Vantage	PROAM	1	236.3	3	236.3	4	236.3	14	235.8	8	235.8	11	236.1
3	126	Three Sixty Racing Team	AND	Albert Estragués	ESP			Transam Euro Ford Mustang 2018	AM	2	235.8	4	233.7	9	233.2	3	233.2	7	232.7	6	233.7
4	44	Eugenio Pisani	ITA	Eugenio Pisani	ITA	Stefano Bozzoni	ITA	Porsche 911 GT3 Cup gen 1	PROAM	2	235.2	17	232.2	10	232.2	15	231.7	14	229.7	11	232.2
5	100	Alda Motorsport	POL	Jakub Dwernicki	POL	Jan Antoszewski	POL	Porsche 911 GT3 Cup gen 2	PROAM	3	234.2	7	233.7	5	233.2	9	233.2	10	232.7	2	233.4
6	12	AKM Motorsport	SMR	Glauco Solieri	ITA			Lamborghini Huracan Super Trofeo	AM	3	233.7	6	233.7	10	233.2	8	233.2	14	232.2	3	233.2
7	26	Q1 by EMG Motorsport	BEL	Maciej Darmetko	POL	Artur Janosz	POL	Porsche 911 GT3 Cup gen 2	PROAM	4	233.7	15	233.2	18	232.7	16	232.7	17	232.7	20	233.0
8	24	A&P Racing Team PTT Tech Support	POL	Maciej Blazek	POL	Mateusz Lisowski	POL	Porsche 991 GT3 Cup gen 2	PROAM	5	232.2	10	231.7	5	231.7	7	231.7	14	231.7	16	231.8
9	28	J. Morcillo / E2P Racing	ESP	Dino Zamparelli	GBR	Jan Klingelberg	CHE	Porsche 911 GT3 Cup gen 2	PROAM	6	232.2	14	231.7	11	231.7	13	231.7	18	231.2	7	231.7
10	27	Three Sixty Racing Team	AND	Marcio Mauro	BRA	Oscar Aristot	AND	Porsche 911 GT3 Cup gen 2	AM	4	231.2	6	230.2	5	230.2	10	229.7	4	229.7	7	230.2
11	32	Three Sixty Racing Team	AND	Fernando Fortes	BRA			Porsche 911 GT3 Cup gen 2	AM	5	229.7	13	229.2	4	229.2	6	229.2	9	229.2	10	229.3



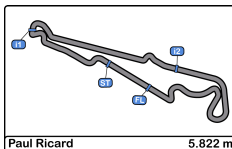


Paul Ricard
GT Cup Open Europe
Free Practice - 2
Fastest Laps Sequence



Lap	Time of Day	Session Time	N°	Entrant/Team	Nat	Driver 1	Nat	Driver 2	Nat	Vehicle	Cat	Time	Km/h
2	9:05:09.941	5:09.941	190	Three Sixty Racing Team	ESP	Fernando Navarrete	ESP	Fernando Navarrete jr	ESP	Porsche 911 GT3 Cup gen 1	AM	2:14.587	155.7
2	9:05:31.666	5:31.666	191	PROsport Racing	BEL	Rodrigue Gillion	BEL	Nico Verdonck	BEL	Aston Martin Vantage	PROAM	2:12.322	158.3
3	9:07:22.243	7:22.243	190	Three Sixty Racing Team	ESP	Fernando Navarrete	ESP	Fernando Navarrete jr	ESP	Porsche 911 GT3 Cup gen 1	AM	2:12.302	158.4
3	9:07:41.921	7:41.921	191	PROsport Racing	BEL	Rodrigue Gillion	BEL	Nico Verdonck	BEL	Aston Martin Vantage	PROAM	2:10.255	160.9
12	9:30:15.534	30:15.534	24	A&P Racing Team PTT Tech Support	POL	Maciej Blazek	POL	Mateusz Lisowski	POL	Porsche 991 GT3 Cup gen 2	PROAM	2:09.724	161.5
13	9:32:24.919	32:24.919	24	A&P Racing Team PTT Tech Support	POL	Maciej Blazek	POL	Mateusz Lisowski	POL	Porsche 991 GT3 Cup gen 2	PROAM	2:09.385	161.9
15	9:36:43.683	36:43.683	24	A&P Racing Team PTT Tech Support	POL	Maciej Blazek	POL	Mateusz Lisowski	POL	Porsche 991 GT3 Cup gen 2	PROAM	2:09.336	162.0



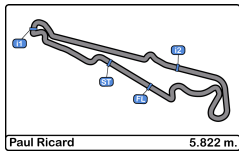


Paul Ricard
GT Cup Open Europe
Free Practice - 2
Event Best Maximum Speed



N°	Entrant/Team	Nat	Driver 1	Nat	Driver 2	Nat	Vehicle	Cat	Km/h	Session
27	Three Sixty Racing Team	ESP AND	Marcio Mauro	BRA	Oscar Aristot	ESP AND	Porsche 911 GT3 Cup gen 2	AM	240.5	Free Practice - 1
190	Three Sixty Racing Team	ESP AND	Fernando Navarrete	ESP	Fernando Navarrete jr	ESP	Porsche 911 GT3 Cup gen 1	AM	240.5	Free Practice - 2
191	PROsport Racing	DEU	Rodrigue Gillion	BEL	Nico Verdonck	BEL	Aston Martin Vantage	PROAM	236.3	Free Practice - 2
126	Three Sixty Racing Team	ESP AND	Albert Estragués	ESP			Transam Euro Ford Mustang 2018	AM	235.8	Free Practice - 2
44	Eugenio Pisani	ITA	Eugenio Pisani	ITA	Stefano Bozzoni	ITA	Porsche 911 GT3 Cup gen 1	PROAM	235.2	Free Practice - 2
100	Alda Motorsport	POL	Jakub Dwernicki	POL	Jan Antoszewski	POL	Porsche 911 GT3 Cup gen 2	PROAM	234.2	Free Practice - 2
12	AKM Motorsport	SMR	Glauco Solieri	ITA			Lamborghini Huracan Super Trofeo Evo	AM	233.7	Free Practice - 2
26	Q1 by EMG Motorsport	BEL	Maciej Darmetko	POL	Artur Janosz	POL	Porsche 911 GT3 Cup gen 2	PROAM	233.7	Free Practice - 2
24	A&P Racing Team PTT Tech Support	POL	Maciej Blazek	POL	Mateusz Lisowski	POL	Porsche 991 GT3 Cup gen 2	PROAM	232.2	Free Practice - 2
28	J. Morcillo / E2P Racing	ESP	Dino Zamparelli	GBR	Jan Klingelberg	CHE	Porsche 911 GT3 Cup gen 2	PROAM	232.2	Free Practice - 2
32	Three Sixty Racing Team	ESP AND	Fernando Fortes	BRA			Porsche 911 GT3 Cup gen 2	AM	229.7	Free Practice - 2
66	Vincenzo Sospiri Racing	ITA	Andrzej Lewandowski	POL			Lamborghini Huracan Super Trofeo Evo	AM	225.9	Free Practice - 1





Paul Ricard
GT Cup Open Europe
Free Practice - 2
Pit Stop Analysis



12 Glauco Solieri AM AKM Motorsport
 Lamborghini Huracan Super Trofeo Evo

Nr.	In Day Time	In Time	Out Time	Pit Time	T. Pit Time	Handicap	Penalty
1	9:09:53.307	9:09:53.307	9:12:57.748	3:04.441	3:04.441		

24 Maciej Blazek PROAM A&P Racing Team PTT Tech Support
 Mateusz Lisowski Porsche 991 GT3 Cup gen 2

Nr.	In Day Time	In Time	Out Time	Pit Time	T. Pit Time	Handicap	Penalty
1	9:23:30.881	9:23:30.881	9:25:55.603	2:24.722	2:24.722		

26 Maciej Darmetko PROAM Q1 by EMG Motorsport
 Artur Janosz Porsche 911 GT3 Cup gen 2

Nr.	In Day Time	In Time	Out Time	Pit Time	T. Pit Time	Handicap	Penalty
1	9:16:36.367	9:16:36.367	9:19:54.179	3:17.812	3:17.812		
2	9:33:24.723	9:33:24.723	9:35:40.342	2:15.619	5:33.431		
3	9:46:36.053	9:46:36.053	9:47:56.838	1:20.785	6:54.216		

27 Marcio Mauro AM Three Sixty Racing Team
 Oscar Aristot Porsche 911 GT3 Cup gen 2

Nr.	In Day Time	In Time	Out Time	Pit Time	T. Pit Time	Handicap	Penalty
1	9:25:37.833	9:25:37.833	9:32:10.329	6:32.496	6:32.496		

28 Dino Zamparelli PROAM J. Morcillo / E2P Racing
 Jan Klingenberg Porsche 911 GT3 Cup gen 2

Nr.	In Day Time	In Time	Out Time	Pit Time	T. Pit Time	Handicap	Penalty
1	9:17:31.639	9:17:31.639	9:19:22.629	1:50.990	1:50.990		
2	9:34:57.141	9:34:57.141	9:37:28.227	2:31.086	4:22.076		

32 Fernando Fortes AM Three Sixty Racing Team
 Porsche 911 GT3 Cup gen 2

Nr.	In Day Time	In Time	Out Time	Pit Time	T. Pit Time	Handicap	Penalty
1	9:14:33.631	9:14:33.631	9:24:06.576	9:32.945	9:32.945		
2	9:42:15.545	9:42:15.545	9:46:19.032	4:03.487	13:36.432		

44 Eugenio Pisani PROAM Eugenio Pisani
 Stefano Bozzoni Porsche 911 GT3 Cup gen 1

Nr.	In Day Time	In Time	Out Time	Pit Time	T. Pit Time	Handicap	Penalty
1	9:03:08.678	9:03:08.678	9:05:02.935	1:54.257	1:54.257		
2	9:16:57.461	9:16:57.461	9:23:29.282	6:31.821	8:26.078		
3	9:38:05.780	9:38:05.780	9:39:27.995	1:22.215	9:48.293		
4	9:46:25.744	9:46:25.744	9:48:34.527	2:08.783	11:57.076		

100 Jakub Dwernicki PROAM Alda Motorsport
 Jan Antoszewski Porsche 911 GT3 Cup gen 2

Nr.	In Day Time	In Time	Out Time	Pit Time	T. Pit Time	Handicap	Penalty
1	9:17:32.523	9:17:32.523	9:19:45.346	2:12.823	2:12.823		

126 Albert Estragués AM Three Sixty Racing Team
 Transam Euro Ford Mustang 2018

Nr.	In Day Time	In Time	Out Time	Pit Time	T. Pit Time	Handicap	Penalty
1	9:10:01.718	9:10:01.718	9:12:06.354	2:04.636	2:04.636		

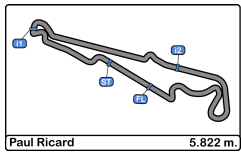
190 Fernando Navarrete AM Three Sixty Racing Team
 Fernando Navarrete jr Porsche 911 GT3 Cup gen 1

Nr.	In Day Time	In Time	Out Time	Pit Time	T. Pit Time	Handicap	Penalty
1	9:14:12.207	9:14:12.207	9:17:44.821	3:32.614	3:32.614		

191 Rodrigue Gillion PROAM PROsport Racing
 Nico Verdonck Aston Martin Vantage

Nr.	In Day Time	In Time	Out Time	Pit Time	T. Pit Time	Handicap	Penalty
1	9:09:53.885	9:09:53.885	9:14:46.186	4:52.301	4:52.301		

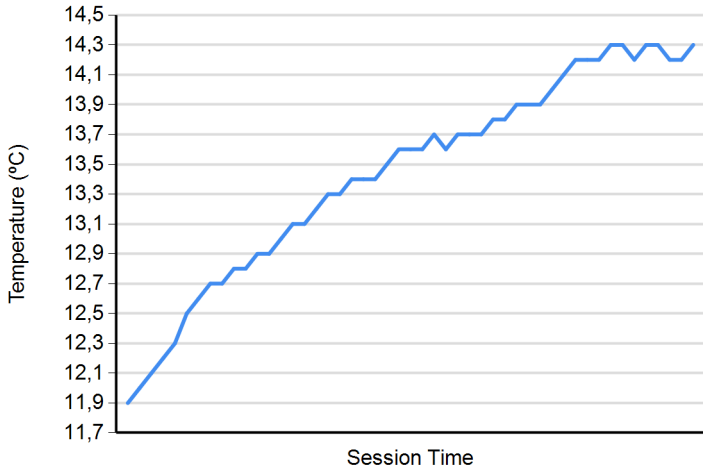




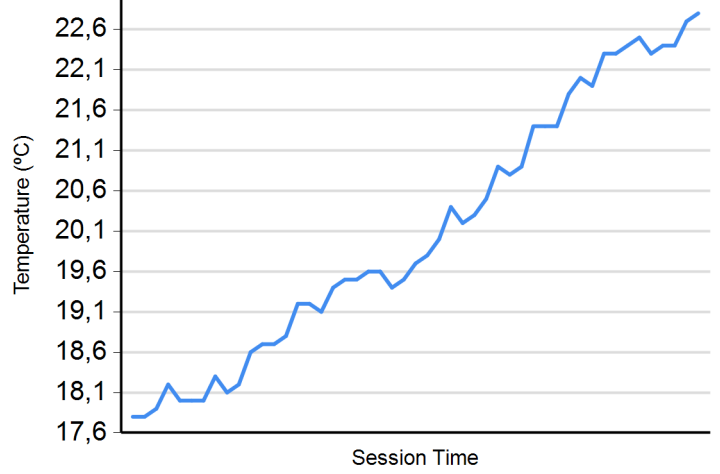
Paul Ricard
GT Cup Open Europe
Free Practice - 2
Weather Report



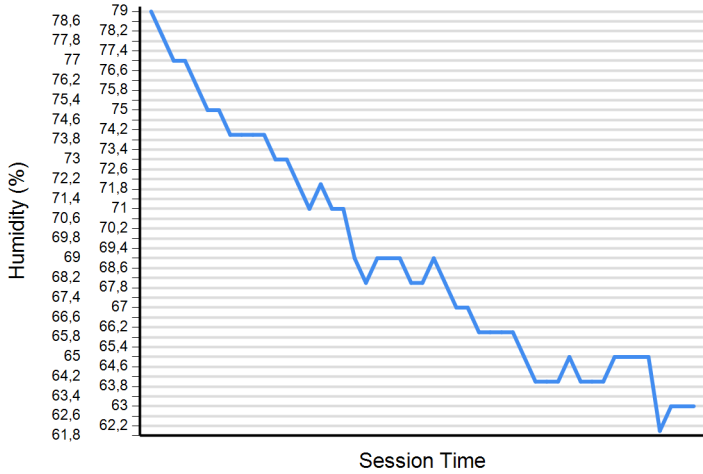
Air Temperature



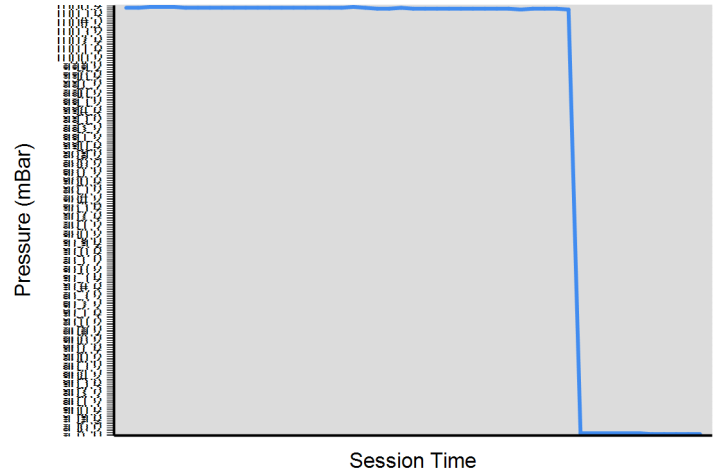
Track Temperature



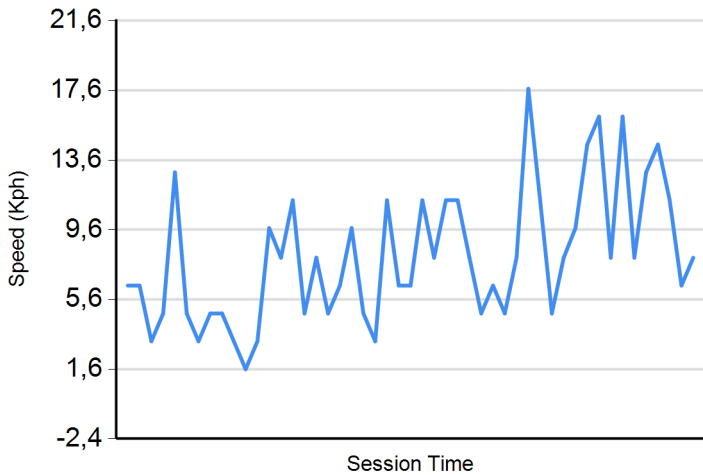
Humidity



Pressure



Wind Speed



Wind direction

North = 0°/360° Est = 90° South = 180° West = 270°

