

Paul Ricard
GT Cup Open Europe
Private test - 2



Provisional Results

Paul Ricard 5.822 m

Cls	N°	Entrant/Team	Nat	Driver 1	Nat	Driver 2	Nat	Vehicle	Cat	Cls	Laps	Best	Time	Gap	Interval	Km/h
1	100	Alda Motorsport		Jakub Dwernicki		Jan Antoszewski		Porsche 911 GT3 Cup gen 2	PROAM	1	21	10	2:04.097			168.8
2	24	A&P Racing Team PTT Tech Support		Maciej Blazek		Mateusz Lisowski		Porsche 991 GT3 Cup gen 2	PROAM	2	16	3	2:08.402	4.305	4.305	163.2
3	26	Q1 by EMG Motorsport		Maciej Darmetko		Artur Janosz		Porsche 911 GT3 Cup gen 2	PROAM	3	15	5	2:09.160	5.063	0.758	162.2
4	191	PROsport Racing		Rodrigue Gillion		Nico Verdonck		Aston Martin Vantage	PROAM	4	19	19	2:10.222	6.125	1.062	160.9
5	28	J. Morcillo / E2P Racing		Dino Zamparelli		Jan Klingelberg		Porsche 911 GT3 Cup gen 2	PROAM	5	21	15	2:10.298	6.201	0.076	160.8
6	66	Vincenzo Sospiri Racing		Andrzej Lewandowski				Lamborghini Huracan Super Trofeo Evo	AM	1	15	13	2:10.704	6.607	0.406	160.3
7	27	Three Sixty Racing Team		Marcio Mauro		Oscar Aristot		Porsche 911 GT3 Cup gen 2	AM	2	19	10	2:16.364	12.267	5.660	153.7

Published at:.....

Track Temp: 36.0 °C Air Temp: 17.7 °C Humidity: 45 % Track Status: DRY

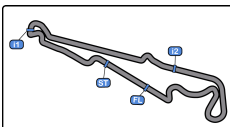
Stewards:

Race Director:

Timekeeper: Luis Angel Garcia Nuñez

JOB/I-0020-ESP





Paul Ricard
GT Cup Open Europe

Private test - 2

Provisional Results by Class



Paul Ricard 5.822 m

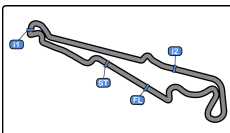
Cls	N°	Entrant/Team	Nat	Driver 1	Nat	Driver 2	Nat	Vehicle	Cat	Cls	Laps	Best	Time	Gap	Interval	Km/h
PROAM																
1	100	Alda Motorsport	POL	Jakub Dwernicki	POL	Jan Antoszewski	POL	Porsche 911 GT3 Cup gen 2	PROAM	1	21	10	2:04.097			168.8
2	24	A&P Racing Team PTT Tech Support	POL	Maciej Blazek	POL	Mateusz Lisowski	POL	Porsche 991 GT3 Cup gen 2	PROAM	2	16	3	2:08.402	4.305	4.305	163.2
3	26	Q1 by EMG Motorsport	BEL	Maciej Darmetko	POL	Artur Janosz	POL	Porsche 911 GT3 Cup gen 2	PROAM	3	15	5	2:09.160	5.063	0.758	162.2
4	191	PROsport Racing	DEU	Rodrigue Gillion	BEL	Nico Verdonck	BEL	Aston Martin Vantage	PROAM	4	19	19	2:10.222	6.125	1.062	160.9
5	28	J. Morcillo / E2P Racing	ESP	Dino Zamparelli	GBR	Jan Klingelberg	CHE	Porsche 911 GT3 Cup gen 2	PROAM	5	21	15	2:10.298	6.201	0.076	160.8
AM																
1	66	Vincenzo Sospiri Racing	ITA	Andrzej Lewandowski	POL			Lamborghini Huracan Super Trofeo Evo	AM	1	15	13	2:10.704			160.3
2	27	Three Sixty Racing Team	AND	Marcio Mauro	BRA	Oscar Aristot	AND	Porsche 911 GT3 Cup gen 2	AM	2	19	10	2:16.364	5.660	5.660	153.7

Published at:.....

Track Temp: 36.0 °C Air Temp: 17.7 °C Humidity: 45 % Track Status: DRY

Stewards:	Race Director:	Timekeeper: Luis Angel Garcia Nuñez JOB/I-0020-ESP
------------------	-----------------------	---





Paul Ricard
GT Cup Open Europe
Private test - 2



Provisional Results by Category

Paul Ricard 5.822 m

Cls	N°	Entrant/Team	Nat	Driver 1	Nat	Driver 2	Nat	Vehicle	Cat	Cls	Laps	Best	Time	Gap	Interval	Km/h
GT Open Cup Europe																
1	100	Alda Motorsport		Jakub Dwernicki		Jan Antoszewski		Porsche 911 GT3 Cup gen 2	PROAM	1	21	10	2:04.097			168.8
2	24	A&P Racing Team PTT Tech Support		Maciej Blazek		Mateusz Lisowski		Porsche 991 GT3 Cup gen 2	PROAM	2	16	3	2:08.402	4.305	4.305	163.2
3	26	Q1 by EMG Motorsport		Maciej Darmetko		Artur Janosz		Porsche 911 GT3 Cup gen 2	PROAM	3	15	5	2:09.160	5.063	0.758	162.2
4	191	PROsport Racing		Rodrigue Gillion		Nico Verdonck		Aston Martin Vantage	PROAM	4	19	19	2:10.222	6.125	1.062	160.9
5	28	J. Morcillo / E2P Racing		Dino Zamparelli		Jan Klingelberg		Porsche 911 GT3 Cup gen 2	PROAM	5	21	15	2:10.298	6.201	0.076	160.8
6	66	Vincenzo Sospiri Racing		Andrzej Lewandowski				Lamborghini Huracan Super Trofeo Evo	AM	1	15	13	2:10.704	6.607	0.406	160.3
7	27	Three Sixty Racing Team		Marcio Mauro		Oscar Aristot		Porsche 911 GT3 Cup gen 2	AM	2	19	10	2:16.364	12.267	5.660	153.7

Published at:.....

Track Temp: 36.0 °C Air Temp: 17.7 °C Humidity: 45 % Track Status: DRY

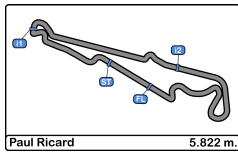
Stewards:

Race Director:

Timekeeper: Luis Angel Garcia Nuñez

JOB/I-0020-ESP





Paul Ricard
GT Cup Open Europe
Private test - 2
Lap Analysis



24

1 Maciej Blazek Porsche 991 GT3 Cup gen 2
 2 Mateusz Lisowski A&P Racing Team PTT Tech Support

Lap	D	Time	Sector 1	Sector 2	Sector 3	T. Spd	Elapsed
1		16:15:57.807	16:14:21.844	39.551	56.412	134.1	16:15:57.807
2		2:09.509	35.956	38.609	54.944	234.2	16:18:07.316
3		2:08.402	35.336	38.487	54.579	233.7	16:20:15.718
4		2:10.046	35.293	38.593	56.160	234.2	16:22:25.764
5		2:08.954	35.396	38.650	54.908	234.2	16:24:34.718
6		2:08.968	35.413	38.733	54.822	233.7	16:26:43.686
7		4:37.406 P	35.600	38.692	3:23.114	233.2	16:31:21.092
8		2:28.833	52.681	39.493	56.659	140.8	16:33:49.925
9		2:11.719	36.125	39.417	56.177	234.2	16:36:01.644
10		2:12.363	35.721	39.663	56.979	234.7	16:38:14.007
11		2:11.383	36.034	38.917	56.432	233.2	16:40:25.390
12		3:26.500 P	36.616	39.905	2:09.979	236.3	16:43:51.890
13		3:02.631	1:03.923	56.325	1:02.383	119.6	16:46:54.521
14		2:11.052	36.105	38.681	56.266	233.7	16:49:05.573
15		2:11.389	36.860	38.911	55.618	233.7	16:51:16.962
16		2:10.156	35.723	38.840	55.593	235.2	16:53:27.118
17			42.564	45.677		234.2	

26

1 Maciej Darmetko Porsche 911 GT3 Cup gen 2
 2 Artur Janosz Q1 by EMG Motorsport

Lap	D	Time	Sector 1	Sector 2	Sector 3	T. Spd	Elapsed
1		16:12:36.191	16:10:51.969	45.085	59.137	117.6	16:12:36.191
2		2:15.963	37.790	40.146	58.027	230.2	16:14:52.154
3		2:09.826	35.788	39.018	55.020	232.2	16:17:01.980
4		2:09.551	35.575	39.317	54.659	231.7	16:19:11.531
5		2:09.160	35.564	38.878	54.718	232.7	16:21:20.691
6		2:17.164 P	35.541	39.133	1:02.490	235.2	16:23:37.855
7		6:14.105	4:34.481	41.417	58.207	128.2	16:29:51.960
8		2:14.487	37.346	39.843	57.298	229.7	16:32:06.447
9		2:33.700	36.930	58.815	57.955	229.7	16:34:40.147
10		2:44.420 P	50.806	47.698	1:05.916	230.2	16:37:24.567
11		3:34.761	1:57.011	40.135	57.615	143.2	16:40:59.328
12		2:16.158	36.920	41.662	57.576	228.8	16:43:15.486
13		2:13.990	36.810	40.151	57.029	231.7	16:45:29.476
14		2:14.136	36.956	39.938	57.242	230.7	16:47:43.612
15		2:25.879 P	36.996	41.452	1:07.431	230.2	16:50:09.491

27

1 Marcio Mauro Porsche 911 GT3 Cup gen 2
 2 Oscar Aristot Three Sixty Racing Team

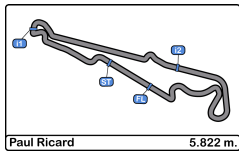
Lap	D	Time	Sector 1	Sector 2	Sector 3	T. Spd	Elapsed
1		16:18:26.258	16:16:37.427	45.257	1:03.574	103.7	16:18:26.258
2		4:21.601 P	40.230	42.712	2:58.659	206.5	16:22:47.859
3		2:44.798	1:00.021	43.335	1:01.442	130.1	16:25:32.657
4		2:22.629	38.451	42.499	1:01.679	233.2	16:27:55.286
5		2:21.609	38.508	41.834	1:01.267	235.2	16:30:16.895
6		2:20.210	38.416	42.212	59.582	236.3	16:32:37.105
7		2:17.417	37.871	41.390	58.156	234.7	16:34:54.522
8		2:18.194	38.812	41.634	57.748	232.7	16:37:12.716
9		2:18.442	37.982	42.017	58.443	238.9	16:39:31.158
10		2:16.364	38.053	40.055	58.256	237.3	16:41:47.522
11		5:41.283 P	38.512	39.920	4:22.851	198.8	16:47:28.805
12		3:11.224	1:13.774	49.560	1:07.890	63.6	16:50:40.029
13		2:38.155	45.202	45.609	1:07.344	214.2	16:53:18.184
14		2:33.376	42.824	45.026	1:05.526	229.7	16:55:51.560
15		2:31.899	42.728	44.671	1:04.500	231.2	16:58:23.459
16		2:31.353	42.879	44.464	1:04.010	162.6	17:00:54.812
17		2:27.654	40.937	43.821	1:02.896	235.2	17:03:22.466
18		2:28.375	41.304	43.849	1:03.222	236.3	17:05:50.841
19		2:28.713	42.200	43.558	1:02.955	238.9	17:08:19.554
20			40.706	42.952		237.3	

28

1 Dino Zamparelli Porsche 911 GT3 Cup gen 2
 2 Jan Klingenberg J. Morcillo / E2P Racing

Lap	D	Time	Sector 1	Sector 2	Sector 3	T. Spd	Elapsed
1		16:13:38.603	16:11:48.781	47.527	1:02.295	105.4	16:13:38.603
2		2:17.521	38.354	40.849	58.318	226.8	16:15:56.124
3		2:16.080	38.571	40.044	57.465	228.8	16:18:12.204
4		2:15.128	37.543	40.219	57.366	228.8	16:20:27.332
5		2:14.830	36.896	40.710	57.224	228.3	16:22:42.162
6		2:15.385	37.131	40.617	57.637	227.8	16:24:57.547
7		2:15.428	37.845	40.050	57.533	227.8	16:27:12.975
8		2:15.630	37.247	40.184	58.199	228.3	16:29:28.605
9		2:16.552	37.456	41.357	57.739	228.8	16:31:45.157
10		2:15.005	37.199	40.673	57.133	228.8	16:34:00.162
11		2:15.623	37.169	40.688	57.766	229.2	16:36:15.785
12		5:11.969 P	37.058	39.900	3:55.011	229.7	16:41:27.754
13		2:35.648	1:00.317	39.378	55.953	65.0	16:44:03.402
14		2:10.963	35.975	39.323	55.665	228.8	16:46:14.365
15		2:10.298	35.809	39.109	55.380	228.8	16:48:24.663
16		7:10.773 P	36.515	40.440	5:53.818	229.7	16:55:35.436
17		2:34.982	57.744	40.755	56.483	118.8	16:58:10.418
18		2:12.358	35.653	39.243	57.462	230.7	17:00:22.776
19		2:10.838	35.734	39.418	55.686	229.7	17:02:33.614
20		3:50.414 P	37.899	40.292	2:32.223	229.2	17:06:24.028
21		2:28.506	52.486	39.312	56.708	132.1	17:08:52.534
22			35.748	39.208		230.7	





Paul Ricard
GT Cup Open Europe
Private test - 2
Lap Analysis



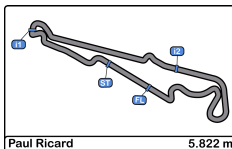
66	1 Andrzej Lewandowski	Lamborghini Huracan Super Trofeo Evo	191	1 Rodrigue Gillion	Aston Martin Vantage
AM	2 Vincenzo Sospiri Racing	PROAM	2 Nico Verdonck	PROsport Racing	

Lap	D	Time	Sector 1	Sector 2	Sector 3	T. Spd	Elapsed	Lap	D	Time	Sector 1	Sector 2	Sector 3	T. Spd	Elapsed
1		16:14:18.527	16:12:20.878	52.201	1:05.448	91.8	16:14:18.527	1		16:16:50.990	16:15:05.425	47.042	58.523	115.2	16:16:50.990
2		2:26.011	40.514	42.312	1:03.185	180.9	16:16:44.538	2		2:13.677	36.151	40.246	57.280	230.7	16:19:04.667
3		2:24.886	38.716	42.196	1:03.974	218.1	16:19:09.424	3		2:14.147	37.326	40.217	56.604	231.2	16:21:18.814
4		2:17.220	39.170	40.371	57.679	198.1	16:21:26.644	4		2:12.071	36.398	39.350	56.323	232.7	16:23:30.885
5		11:16.304 P	43.320	43.322	9:49.662	153.1	16:32:42.948	5		5:19.930 P	37.009	39.779	4:03.142	231.2	16:28:50.815
6		2:54.142	1:05.698	46.413	1:02.031	108.4	16:35:37.090	6		2:33.720	54.702	40.835	58.183	136.3	16:31:24.535
7		2:19.828	39.324	42.494	58.010	196.3	16:37:56.918	7		2:17.362	38.208	41.294	57.860	232.2	16:33:41.897
8		2:13.324	36.953	40.732	55.639	228.3	16:40:10.242	8		2:14.559	37.251	40.073	57.235	232.2	16:35:56.456
9		14:17.908 P	40.115	45.055	12:52.738	188.1	16:54:28.150	9		2:13.404	36.749	39.783	56.872	232.2	16:38:09.860
10		2:33.701	57.104	40.301	56.296	127.3	16:57:01.851	10		2:14.782	36.817	40.160	57.805	230.7	16:40:24.642
11		2:12.741	37.105	39.634	56.002	234.7	16:59:14.592	11		2:16.123	36.882	40.779	58.462	231.7	16:42:40.765
12		2:11.346	36.380	39.533	55.433	229.7	17:01:25.938	12		2:14.298	36.805	40.102	57.391	232.2	16:44:55.063
13		2:10.704	35.884	39.168	55.652	229.7	17:03:36.642	13		2:15.805	36.895	41.397	57.513	232.2	16:47:10.868
14		2:14.465	37.516	39.877	57.072	229.7	17:05:51.107	14		2:15.300	36.693	40.281	58.326	231.2	16:49:26.168
15		2:13.633	38.050	38.986	56.597	228.8	17:08:04.740	15		2:15.369	37.084	40.317	57.968	231.7	16:51:41.537
16			35.859	39.181		229.7		16		6:18.218 P	36.849	40.257	5:01.112	232.7	16:57:59.755
17								17		2:33.842	54.982	41.053	57.807	136.5	17:00:33.597
18								18		2:10.836	36.026	39.108	55.702	233.7	17:02:44.433
19								19		2:10.222	35.784	38.628	55.810	233.2	17:04:54.655
20								20			36.125	39.710		233.2	

100	1 Jakub Dwernicki	Porsche 911 GT3 Cup gen 2			
PROAM	2 Jan Antoszewski	Alda Motorsport			

Lap	D	Time	Sector 1	Sector 2	Sector 3	T. Spd	Elapsed
1		16:15:03.323			16:15:03.323		16:15:03.323
2		2:16.939			16:17:20.262		16:17:20.262
3		4:31.968			16:21:52.230		16:21:52.230
4		2:26.412 P			16:24:18.642		16:24:18.642
5		4:41.473			16:29:00.115		16:29:00.115
6		2:10.627			16:31:10.742		16:31:10.742
7		2:10.105			16:33:20.847		16:33:20.847
8		2:09.580			16:35:30.427		16:35:30.427
9		3:27.136			16:38:57.563		16:38:57.563
10		2:04.097			16:41:01.660		16:41:01.660
11		2:12.097			16:43:13.757		16:43:13.757
12		2:10.463			16:45:24.220		16:45:24.220
13		2:10.301			16:47:34.521		16:47:34.521
14		2:09.893			16:49:44.414		16:49:44.414
15		2:18.428			16:52:02.842		16:52:02.842
16		4:58.735			16:57:01.577		16:57:01.577
17		2:16.768			16:59:18.345		16:59:18.345
18		4:29.565			17:03:47.910		17:03:47.910
19		2:16.114			17:06:04.024		17:06:04.024
20		2:15.874			17:08:19.898		17:08:19.898
21		2:59.528 P			17:11:19.426		17:11:19.426



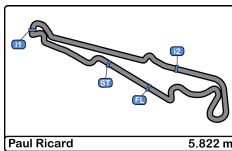


Paul Ricard
 GT Cup Open Europe
 Private test - 2
Best Sectors Results



Sector - 1				Sector - 2				Sector - 3				Ideal Lap vs Best Lap				
Clas	Nº	Driver	Time	Nº	Driver	Time	Nº	Driver	Time	Clas	Nº	Driver	Ideal Lap	Best Lap	Clas	
1	24	Blazek - Lisowski	35.293	24	Blazek - Lisowski	38.487	24	Blazek - Lisowski	54.579	1	24	Blazek - Lisowski	2:08.359	2:08.402	2	
2	26	Darmetko - Janosz	35.541	191	Gillion - Verdonck	38.628	26	Darmetko - Janosz	54.659	2	26	Darmetko - Janosz	2:09.078	2:09.160	3	
3	28	Zamparelli - Klingelberg	35.653	26	Darmetko - Janosz	38.878	28	Zamparelli - Klingelberg	55.380	3	191	Gillion - Verdonck	2:10.114	2:10.222	4	
4	191	Gillion - Verdonck	35.784	66	Andrzej Lewandowski	38.986	66	Andrzej Lewandowski	55.433	4	28	Zamparelli - Klingelberg	2:10.142	2:10.298	5	
5	66	Andrzej Lewandowski	35.859	28	Zamparelli - Klingelberg	39.109	191	Gillion - Verdonck	55.702	5	66	Andrzej Lewandowski	2:10.278	2:10.704	6	
6	27	Mauro - Aristot	37.871	27	Mauro - Aristot	39.920	27	Mauro - Aristot	57.748	6	27	Mauro - Aristot	2:15.539	2:16.364	7	
7	100	Dwernicki - Antoszewski	Transpon	100	Dwernicki - Antoszewski	Transpon	100	Dwernicki - Antoszewski	Transpon	7	100	Dwernicki - Antoszewski	Transpon	2:04.097	1	



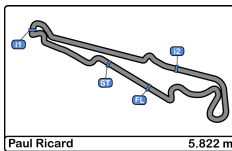


Paul Ricard
GT Cup Open Europe
Private test - 2
Best 5 Lap Times



Cl	N°	Entrant/Team	Nat	Driver 1	Nat	Status	Driver 2	Nat	Status	Vehicle	Cat	Cl	Best 1		Best 2		Best 3		Best 4		Best 5	
													Time	Lap	Time	Lap	Time	Lap	Time	Lap	Time	Lap
1	100	Alda Motorsport	POL	Jakub Dwernicki	POL		Jan Antoszewski	POL		Porsche 911 GT3 Cup gen 2	PROAM	1	2:04.097	10	2:09.580	8	2:09.893	14	2:10.105	7	2:10.301	13
2	24	A&P Racing Team PTT Tech Support	POL	Maciej Blazek	POL		Mateusz Lisowski	POL		Porsche 991 GT3 Cup gen 2	PROAM	2	2:08.402	3	2:08.954	5	2:08.968	6	2:09.509	2	2:10.046	4
3	26	Q1 by EMG Motorsport	BEL	Maciej Darmetko	POL		Artur Janosz	POL		Porsche 911 GT3 Cup gen 2	PROAM	3	2:09.160	5	2:09.551	4	2:09.826	3	2:13.990	13	2:14.136	14
4	191	PROsport Racing	BEL	Rodrigue Gillion	BEL		Nico Verdonck	BEL		Aston Martin Vantage	PROAM	4	2:10.222	19	2:10.836	18	2:12.071	4	2:13.404	9	2:13.677	2
5	28	J. Morcillo / E2P Racing	ESP	Dino Zamparelli	GBR		Jan Klingenberg	CHE		Porsche 911 GT3 Cup gen 2	PROAM	5	2:10.298	15	2:10.838	19	2:10.963	14	2:12.358	18	2:14.830	5
6	66	Vincenzo Sospiri Racing	ITA	Andrzej Lewandowski	POL					Lamborghini Huracan Super Trofeo	AM	1	2:10.704	13	2:11.346	12	2:12.741	11	2:13.324	8	2:13.633	15
7	27	Three Sixty Racing Team	AND	Marcio Mauro	BRA		Oscar Aristot	AND		Porsche 911 GT3 Cup gen 2	AM	2	2:16.364	10	2:17.417	7	2:18.194	8	2:18.442	9	2:20.210	6



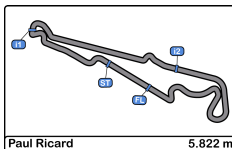


Paul Ricard
GT Cup Open Europe
Private test - 2
Best 5 Top Speeds



Cl	N°	Entrant/Team	Nat	Driver 1	Nat	Driver 2	Nat	Vehicle	Cat	Cl	Top 1		Top 2		Top 3		Top 4		Top 5		Avg
											Km/h	Lap	Km/h	Lap	Km/h	Lap	Km/h	Lap	Km/h	Lap	
1	27	Three Sixty Racing Team	ESP	Marcio Mauro	BRA	Oscar Aristot	ESP	Porsche 911 GT3 Cup gen 2	AM	1	238.9	9	238.9	19	237.3	10	237.3	20	236.3	6	237.7
2	24	A&P Racing Team PTT Tech Support	POL	Maciej Blazek	POL	Mateusz Lisowski	POL	Porsche 991 GT3 Cup gen 2	PROAM	1	236.3	12	235.2	16	234.7	10	234.2	2	234.2	4	234.9
3	26	Q1 by EMG Motorsport	BEL	Maciej Darmetko	POL	Artur Janosz	POL	Porsche 911 GT3 Cup gen 2	PROAM	2	235.2	6	232.7	5	232.2	3	231.7	4	231.7	13	232.7
4	66	Vincenzo Sospiri Racing	ITA	Andrzej Lewandowski	POL			Lamborghini Huracan Super Trofeo	AM	2	234.7	11	229.7	12	229.7	13	229.7	14	229.7	16	230.7
5	191	PROsport Racing	DEU	Rodrigue Gillion	BEL	Nico Verdonck	BEL	Aston Martin Vantage	PROAM	3	233.7	18	233.2	19	233.2	20	232.7	4	232.7	16	233.1
6	28	J. Morcillo / E2P Racing	ESP	Dino Zamparelli	GBR	Jan Klingelberg	CHE	Porsche 911 GT3 Cup gen 2	PROAM	4	230.7	18	230.7	22	229.7	12	229.7	16	229.7	19	230.1



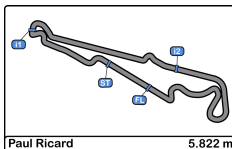


Paul Ricard
 GT Cup Open Europe
 Private test - 2
Fastest Laps Sequence



Lap	Time of Day	Session Time	N°	Entrant/Team	Nat	Driver 1	Nat	Driver 2	Nat	Vehicle	Cat	Time	Km/h
2	16:14:52.154	4:52.154	26	Q1 by EMG Motorsport		Maciej Darmetko		Artur Janosz		Porsche 911 GT3 Cup gen 2	PROAM	2:15.963	154.1
3	16:17:01.980	7:01.980	26	Q1 by EMG Motorsport		Maciej Darmetko		Artur Janosz		Porsche 911 GT3 Cup gen 2	PROAM	2:09.826	161.4
2	16:18:07.316	8:07.316	24	A&P Racing Team PTT Tech Support		Maciej Blazek		Mateusz Lisowski		Porsche 991 GT3 Cup gen 2	PROAM	2:09.509	161.8
3	16:20:15.718	10:15.718	24	A&P Racing Team PTT Tech Support		Maciej Blazek		Mateusz Lisowski		Porsche 991 GT3 Cup gen 2	PROAM	2:08.402	163.2
10	16:41:01.660	31:01.660	100	Alda Motorsport		Jakub Dwernicki		Jan Antoszewski		Porsche 911 GT3 Cup gen 2	PROAM	2:04.097	168.8



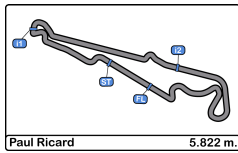


Paul Ricard
GT Cup Open Europe
Private test - 2
Event Best Maximum Speed



N°	Entrant/Team	Nat	Driver 1	Nat	Driver 2	Nat	Vehicle	Cat	Km/h	Session
27	Three Sixty Racing Team	AND	Marcio Mauro	BRA	Oscar Aristot	AND	Porsche 911 GT3 Cup gen 2	AM	238.9	Private test - 2
24	A&P Racing Team PTT Tech Support	POL	Maciej Blazek	POL	Mateusz Lisowski	POL	Porsche 991 GT3 Cup gen 2	PROAM	236.3	Private test - 2
26	Q1 by EMG Motorsport	BEL	Maciej Darmetko	POL	Artur Janosz	POL	Porsche 911 GT3 Cup gen 2	PROAM	235.2	Private test - 2
66	Vincenzo Sospiri Racing	ITA	Andrzej Lewandowski	POL			Lamborghini Huracan Super Trofeo Evo	AM	234.7	Private test - 2
191	PROsport Racing	DEU	Rodrigue Gillion	BEL	Nico Verdonck	BEL	Aston Martin Vantage	PROAM	233.7	Private test - 2
28	J. Morcillo / E2P Racing	ESP	Dino Zamparelli	GBR	Jan Klingelberg	CHE	Porsche 911 GT3 Cup gen 2	PROAM	230.7	Private test - 2





Paul Ricard
GT Cup Open Europe
Private test - 2
Pit Stop Analysis



24

Maciej Blazek PROAM A&P Racing Team PTT Tech Support
 Mateusz Lisowski Porsche 991 GT3 Cup gen 2

Nr.	In Day Time	In Time	Out Time	Pit Time	T. Pit Time	Handicap	Penalty
1	16:28:52.120	16:28:52.120	16:31:38.341	2:46.221	2:46.221		
2	16:42:40.915	16:42:40.915	16:44:10.519	1:29.604	4:15.825		

26

Maciej Darmetko PROAM Q1 by EMG Motorsport
 Artur Janosz Porsche 911 GT3 Cup gen 2

Nr.	In Day Time	In Time	Out Time	Pit Time	T. Pit Time	Handicap	Penalty
1	16:23:29.377	16:23:29.377	16:27:35.544	4:06.167	4:06.167		
2	16:37:16.492	16:37:16.492	16:38:45.589	1:29.097	5:35.264		

27

Marcio Mauro AM Three Sixty Racing Team
 Oscar Aristot Porsche 911 GT3 Cup gen 2

Nr.	In Day Time	In Time	Out Time	Pit Time	T. Pit Time	Handicap	Penalty
1	16:20:53.315	16:20:53.315	16:23:09.593	2:16.278	2:16.278		
2	16:44:06.999	16:44:06.999	16:47:50.722	3:43.723	6:00.001		

28

Dino Zamparelli PROAM J. Morcillo / E2P Racing
 Jan Klingenberg Porsche 911 GT3 Cup gen 2

Nr.	In Day Time	In Time	Out Time	Pit Time	T. Pit Time	Handicap	Penalty
1	16:38:32.373	16:38:32.373	16:41:45.221	3:12.848	3:12.848		
2	16:50:39.092	16:50:39.092	16:55:53.717	5:14.625	8:27.473		

66

Andrzej Lewandowski AM Vincenzo Sospiri Racing
 Lamborghini Huracan Super Trofeo Evo

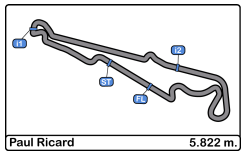
Nr.	In Day Time	In Time	Out Time	Pit Time	T. Pit Time	Handicap	Penalty
1	16:24:07.276	16:24:07.276	16:33:06.371	8:59.095	8:59.095		
2	16:42:39.897	16:42:39.897	16:54:48.166	12:08.269	21:07.364		

191

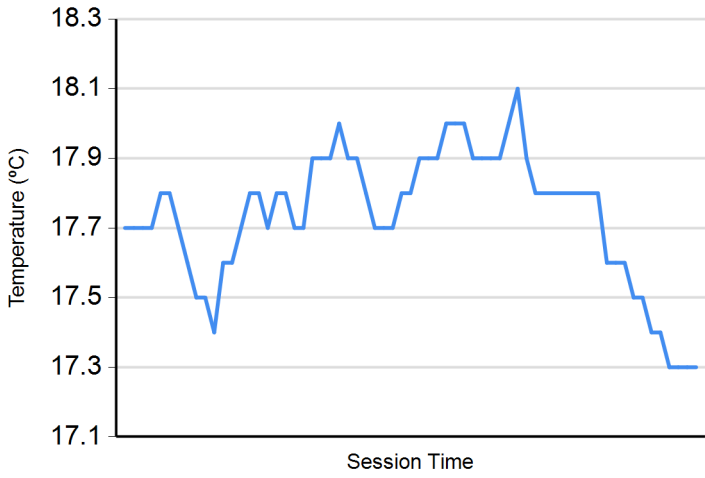
Rodrigue Gillion PROAM PROsport Racing
 Nico Verdonck Aston Martin Vantage

Nr.	In Day Time	In Time	Out Time	Pit Time	T. Pit Time	Handicap	Penalty
1	16:25:44.787	16:25:44.787	16:29:07.939	3:23.152	3:23.152		
2	16:53:54.193	16:53:54.193	16:58:17.130	4:22.937	7:46.089		

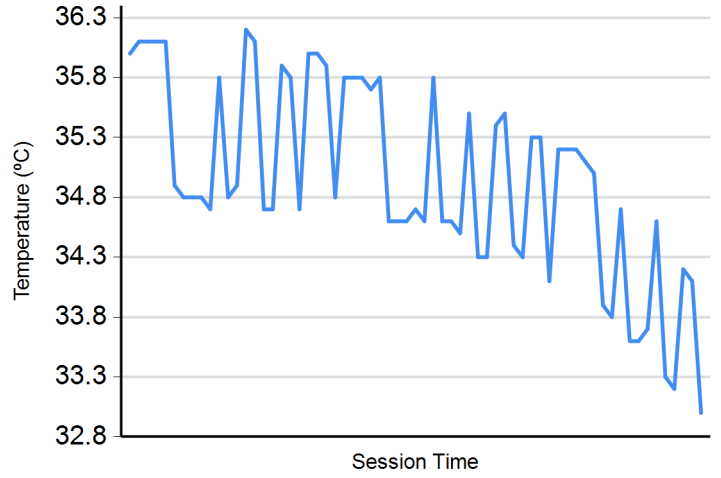




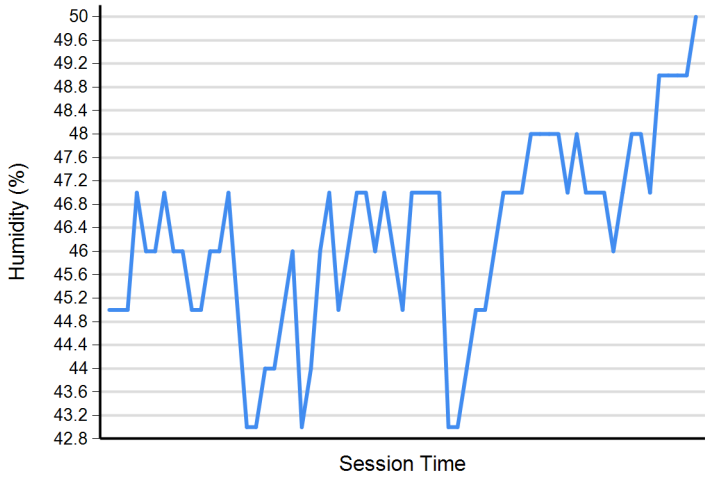
Air Temperature



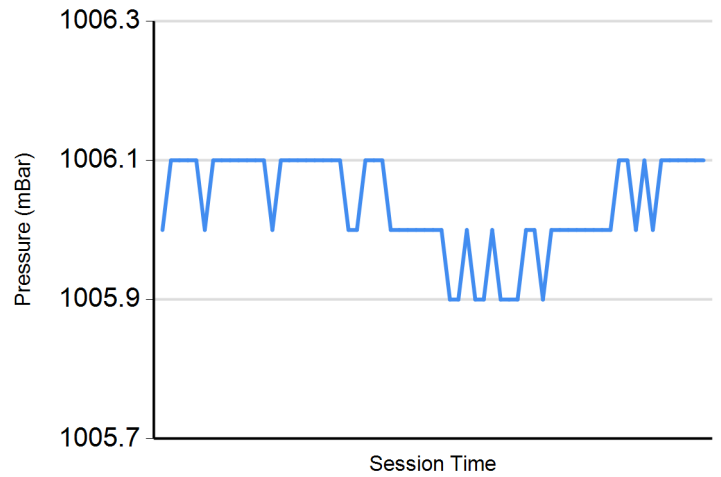
Track Temperature



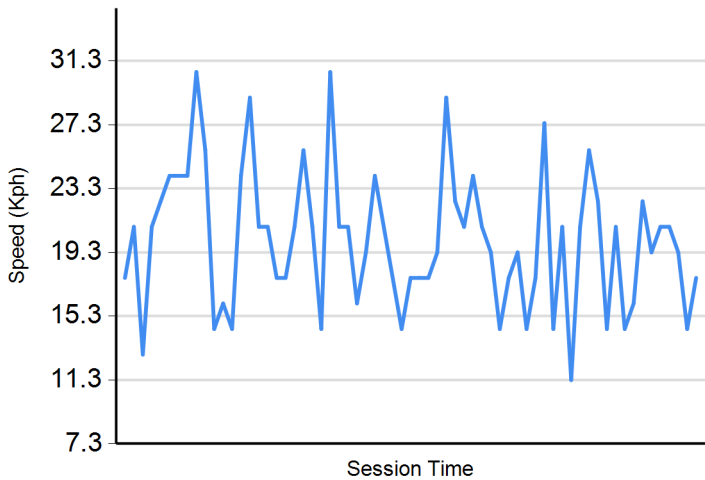
Humidity



Pressure



Wind Speed



Wind direction

North = 0°/360° Est = 90° South = 180° West = 270°

