

Paul Ricard
International GT Open
Free Practice - 3
Provisional Results



Paul Ricard 5.822 m

Cls	N°	Entrant/Team	Nat	Driver 1	Nat	Driver 2	Nat	Vehicle	Cat	Cls	Laps	Best	Time	Gap	Interval	Km/h
1	48	Winward	DEU	Markus Sattler	DEU	Nico Bastian	DEU	Mercedes AMG GT3 - 2020	PROAM	1	20	13	2:01.495			172.5
2	88	JP Motorsport	POL	Patryk Krupinski	POL	Christian Klien	AUT	McLaren 720 S GT3	PROAM	2	19	8	2:01.756	0.261	0.261	172.1
3	47	AKM Motorsport	SMR	Alexander Moiseev	RUS	Loris Spinelli	ITA	Mercedes AMG GT3 - 2020	PROAM	3	21	6	2:01.919	0.424	0.163	171.9
4	4	Team Lazarus	ITA	Ivan Peklin	UKR	Jordan Pepper	GBR	Bentley Continental GT3	PRO	1	21	20	2:02.215	0.720	0.296	171.4
5	77	Lechner Racing	AUT	Al Faisal Al Zubair	CYP	Andy Soucek	ESP	Porsche 911 GT3-R II 2019	PRO	2	20	14	2:02.640	1.145	0.425	170.9
6	22	Balfe Motorsport	GBR	Shaun Balfe	GBR	Adam Carroll	GBR	Audi R8 GT3 LMS 2019	PROAM	4	26	20	2:02.920	1.425	0.280	170.5
7	72	Inception Racing	GBR	Nick Moss	GBR	Joe Osborne	GBR	McLaren 720 S GT3	PROAM	5	19	2	2:03.001	1.506	0.081	170.3
8	63	Vincenzo Sospiri Racing	ITA	Michele Beretta	ITA	Frederik Schandorff	DNK	Lamborghini Huracan GT3 EVO	PRO	3	14	4	2:03.040	1.545	0.039	170.3
9	15	Twin Busch by Equipe Vitesse	DEU	Mario Hirsch	DEU	Dominik Schraml	DEU	Mercedes AMG GT3 - 2020	PROAM	6	23	21	2:03.214	1.719	0.174	170.1
10	7	Inception Racing	GBR	Brendan Iribe	USA	Ollie Millroy	GBR	McLaren 720 S GT3	PROAM	7	20	11	2:03.447	1.952	0.233	169.7
11	11	Reno Racing	DNK	Jens Reno Moller	DNK	Marcus Paverud	GBR	Honda NSX GT3 Evo	PROAM	8	24	24	2:03.452	1.957	0.005	169.7
12	14	AKM Motorsport	SMR	Florian Scholze	DEU	Jens Liebhauser	DEU	Mercedes AMG GT3 - 2020	AM	1	24	6	2:03.511	2.016	0.059	169.6
13	8	Barone Rampante	ITA	Giuseppe Cipriani	ITA			Lamborghini Huracan GT3 EVO	AM	2	16	5	2:04.503	3.008	0.992	168.3
14	6	Boutsen Ginion	BEL	François Grimm	CHE			Lamborghini Gallardo Reiter R-EX	AM	3	21	15	2:06.203	4.708	1.700	166.0
15	17	HP Racing International	DEU	Coach McKansy	DEU	Jan Seyffert	DEU	Lamborghini Huracan GT3 EVO	AM	4	15	10	2:07.874	6.379	1.671	163.9
16	19	Vincenzo Sospiri Racing	ITA	Baptiste Moulin	BEL	Yuki Nemoto	JPN	Lamborghini Huracan GT3 EVO	PRO	4	1	1	15:59:02.0	15:57:00.	15:56:54.	00.0

*** PENALTIES**

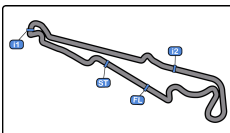
- CAR 48 TIME 2:03.850 DELETED TRACK LIMITS AT T 10
- CAR 100 TIME 2:11.391 DELETED TRACK LIMITS AT T 10 - MUST RESPECT TRACK LIMITS
- CAR 100 TIME 2:11.391 DELETED TRACK LIMITS AT T 100
- CAR 28 TIME 2:15.036 DELETED TRACK LIMITS AT T 10
- CAR 14 TIME 2:03.659 DELETED TRACK LIMITS AT T 10 - NEXT TIME ANOTHER STOP & GO
- CAR 100 TIME 2:12.305 DELETED TRACK LIMITS AT T 10
- CAR 47 TIME 2:06.046 DELETED TRACK LIMITS AT T 10
- CAR 14 TIME 2:03.665 DELETED TRACK LIMITS AT T 10
- CAR 63 TIME 2:03.776 DELETED TRACK LIMITS AT T 10
- CAR 14 TIME 5:00.370 DELETED TRACK LIMITS AT T 10
- CAR 14 TIME 2:14.466 DELETED TRACK LIMITS AT T 10
- CAR 63 TIME 3:05.039 DELETED TRACK LIMITS AT T 10
- STOP AND GO OF 1 MINUTE CARS 47 AND 14 - ABUSING TRACK LIMITS

Published at:.....

Track Temp: **36.5 °C** Air Temp: **18.6 °C** Humidity: **34 %** Track Status: **DRY**

Stewards:	Race Director:	Timekeeper: Luis Angel Garcia Nuñez JOB/I-0020-ESP
------------------	-----------------------	--





Paul Ricard
International GT Open
Free Practice - 3



Provisional Results

Paul Ricard 5.822 m

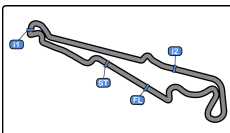
- CAR 47 TIME 2:07.672 DELETED TRACK LIMITS AT T 10
- CAR 14 TIME 2:03.801 DELETED TRACK LIMITS AT T 10
- CAR 100 TIME 2:15.774 DELETED TRACK LIMITS AT T 10
- CAR 47 TIME 2:08.553 DELETED TRACK LIMITS AT T 10
- CAR 14 TIME 2:04.236 DELETED TRACK LIMITS AT T 10 - MUST RESPECT TRACK LIMITS
- CAR 8 TIME 2:08.337 DELETED TRACK LIMITS AT T 10
- CAR 63 TIME 2:03.830 DELETED TRACK LIMITS AT T 10
- CAR 47 TIME 4:52.825 DELETED TRACK LIMITS AT T 10
- CAR 48 TIME 2:04.611 DELETED TRACK LIMITS AT T 10
- CAR 77 TIME 2:02.443 DELETED TRACK LIMITS AT T 10
- CAR 17 TIME 2:16.525 DELETED TRACK LIMITS AT T10 - MUST RESPECT TRACK LIMITS
- CAR 7 TIME 2:04.175 DELETED TRACK LIMITS AT T 10
- CAR 72 TIME 3:16.634 DELETED TRACK LIMITS AT T 10
- CAR 11 TIME 2:06.275 DELETED TRACK LIMITS AT T 10
- CAR 24 TIME 2:12.625 DELETED TRACK LIMITS AT T 10
- CAR 14 TIME 3:00.343 DELETED TRACK LIMITS AT T 10
- CAR 17 TIME 2:09.408 DELETED TRACK LIMITS AT T 10

Published at:.....

Track Temp: **36.5 °C** Air Temp: **18.6 °C** Humidity: **34 %** Track Status: **DRY**

Stewards:	Race Director:	Timekeeper:  Luis Angel Garcia Nuñez JOB/I-0020-ESP
------------------	-----------------------	--





Paul Ricard
International GT Open
Free Practice - 3
Provisional Results by Class



Cls	N°	Entrant/Team	Nat	Driver 1	Nat	Driver 2	Nat	Vehicle	Cat	Cls	Laps	Best	Time	Gap	Interval	Km/h
PROAM																
1	48	Winward	DEU	Markus Sattler	DEU	Nico Bastian	DEU	Mercedes AMG GT3 - 2020	PROAM	1	20	13	2:01.495			172.5
2	88	JP Motorsport	POL	Patryk Krupinski	POL	Christian Klien	AUT	McLaren 720 S GT3	PROAM	2	19	8	2:01.756	0.261	0.261	172.1
3	47	AKM Motorsport	RUS	Alexander Moiseev	RUS	Loris Spinelli	ITA	Mercedes AMG GT3 - 2020	PROAM	3	21	6	2:01.919	0.424	0.163	171.9
4	22	Balfe Motorsport	GBR	Shaun Balfe	GBR	Adam Carroll	GBR	Audi R8 GT3 LMS 2019	PROAM	4	26	20	2:02.920	1.425	1.001	170.5
5	72	Inception Racing	GBR	Nick Moss	GBR	Joe Osborne	GBR	McLaren 720 S GT3	PROAM	5	19	2	2:03.001	1.506	0.081	170.3
6	15	Twin Busch by Equipe Vitesse	DEU	Mario Hirsch	DEU	Dominik Schraml	DEU	Mercedes AMG GT3 - 2020	PROAM	6	23	21	2:03.214	1.719	0.213	170.1
7	7	Inception Racing	GBR	Brendan Iribe	USA	Ollie Millroy	GBR	McLaren 720 S GT3	PROAM	7	20	11	2:03.447	1.952	0.233	169.7
8	11	Reno Racing	DNK	Jens Reno Moller	DNK	Marcus Paverud	NOR	Honda NSX GT3 Evo	PROAM	8	24	24	2:03.452	1.957	0.005	169.7
PRO																
1	4	Team Lazarus	ITA	Ivan Peklin	UKR	Jordan Pepper	DEU	Bentley Continental GT3	PRO	1	21	20	2:02.215			171.4
2	77	Lechner Racing	AUT	Al Faisal Al Zubair	CZE	Andy Soucek	ESP	Porsche 911 GT3-R II 2019	PRO	2	20	14	2:02.640	0.425	0.425	170.9
3	63	Vincenzo Sospiri Racing	ITA	Michele Beretta	ITA	Frederik Schandorff	DNK	Lamborghini Huracan GT3 EVO	PRO	3	14	4	2:03.040	0.825	0.400	170.3
4	19	Vincenzo Sospiri Racing	ITA	Baptiste Moulin	BEL	Yuki Nemoto	JPN	Lamborghini Huracan GT3 EVO	PRO	4	1	1	15:59:02.0	15:56:59.	15:56:58.	00.0
AM																
1	14	AKM Motorsport	RUS	Florian Scholze	DEU	Jens Liebhauser	DEU	Mercedes AMG GT3 - 2020	AM	1	24	6	2:03.511			169.6
2	8	Barone Rampante	ITA	Giuseppe Cipriani	ITA			Lamborghini Huracan GT3 EVO	AM	2	16	5	2:04.503	0.992	0.992	168.3
3	6	Boutsen Ginion	BEL	François Grimm	CHE			Lamborghini Gallardo Reiter R-EX	AM	3	21	15	2:06.203	2.692	1.700	166.0
4	17	HP Racing International	DEU	Coach McKansy	DEU	Jan Seyffert	DEU	Lamborghini Huracan GT3 EVO	AM	4	15	10	2:07.874	4.363	1.671	163.9

*** PENALTIES**

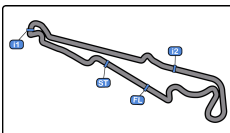
- CAR 48 TIME 2:03.850 DELETED TRACK LIMITS AT T 10
- CAR 100 TIME 2:11.391 DELETED TRACK LIMITS AT T 10 - MUST RESPECT TRACK LIMITS
- CAR 100 TIME 2:11.391 DELETED TRACK LIMITS AT T 100
- CAR 28 TIME 2:15.036 DELETED TRACK LIMITS AT T 10
- CAR 14 TIME 2:03.659 DELETED TRACK LIMITS AT T 10 - NEXT TIME ANOTHER STOP & GO
- CAR 100 TIME 2:12.305 DELETED TRACK LIMITS AT T 10
- CAR 47 TIME 2:06.046 DELETED TRACK LIMITS AT T 10
- CAR 14 TIME 2:03.665 DELETED TRACK LIMITS AT T 10
- CAR 63 TIME 2:03.776 DELETED TRACK LIMITS AT T 10
- CAR 14 TIME 5:00.370 DELETED TRACK LIMITS AT T 10
- CAR 14 TIME 2:14.466 DELETED TRACK LIMITS AT T 10

Published at:.....

Track Temp: **36.5 °C** Air Temp: **18.6 °C** Humidity: **34 %** Track Status: **DRY**

Stewards:	Race Director:	Timekeeper: Luis Angel Garcia Nuñez JOB/I-0020-ESP
------------------	-----------------------	--





Paul Ricard
International GT Open
Free Practice - 3



Provisional Results by Class

Paul Ricard 5.822 m

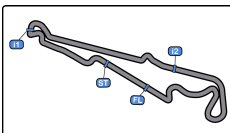
- CAR 63 TIME 3:05.039 DELETED TRACK LIMITS AT T 10
- STOP AND GO OF 1 MINUTE CARS 47 AND 14 - ABUSING TRACK LIMITS
- CAR 47 TIME 2:07.672 DELETED TRACK LIMITS AT T 10
- CAR 14 TIME 2:03.801 DELETED TRACK LIMITS AT T 10
- CAR 100 TIME 2:15.774 DELETED TRACK LIMITS AT T 10
- CAR 47 TIME 2:08.553 DELETED TRACK LIMITS AT T 10
- CAR 14 TIME 2:04.236 DELETED TRACK LIMITS AT T 10 - MUST RESPECT TRACK LIMITS
- CAR 8 TIME 2:08.337 DELETED TRACK LIMITS AT T 10
- CAR 63 TIME 2:03.830 DELETED TRACK LIMITS AT T 10
- CAR 47 TIME 4:52.825 DELETED TRACK LIMITS AT T 10
- CAR 48 TIME 2:04.611 DELETED TRACK LIMITS AT T 10
- CAR 77 TIME 2:02.443 DELETED TRACK LIMITS AT T 10
- CAR 17 TIME 2:16.525 DELETED TRACK LIMITS AT T10 - MUST RESPECT TRACK LIMITS
- CAR 7 TIME 2:04.175 DELETED TRACK LIMITS AT T 10
- CAR 72 TIME 3:16.634 DELETED TRACK LIMITS AT T 10
- CAR 11 TIME 2:06.275 DELETED TRACK LIMITS AT T 10
- CAR 24 TIME 2:12.625 DELETED TRACK LIMITS AT T 10
- CAR 14 TIME 3:00.343 DELETED TRACK LIMITS AT T 10
- CAR 17 TIME 2:09.408 DELETED TRACK LIMITS AT T 10

Published at:.....

Track Temp: **36.5 °C** Air Temp: **18.6 °C** Humidity: **34 %** Track Status: **DRY**

Stewards:	Race Director:	Timekeeper: Luis Angel Garcia Nuñez JOB/I-0020-ESP
------------------	-----------------------	--





Paul Ricard
International GT Open
Free Practice - 3



Provisional Results by Category

Paul Ricard 5.822 m

Cls	Nº	Entrant/Team	Nat	Driver 1	Nat	Driver 2	Nat	Vehicle	Cat	Cls	Laps	Best	Time	Gap	Interval	Km/h
International GT Open																
1	48	Winward	DEU	Markus Sattler	DEU	Nico Bastian	DEU	Mercedes AMG GT3 - 2020	PROAM	1	20	13	2:01.495			172.5
2	88	JP Motorsport	POL	Patryk Krupinski	POL	Christian Klien	AUT	McLaren 720 S GT3	PROAM	2	19	8	2:01.756	0.261	0.261	172.1
3	47	AKM Motorsport	SMR	Alexander Moiseev	RUS	Loris Spinelli	ITA	Mercedes AMG GT3 - 2020	PROAM	3	21	6	2:01.919	0.424	0.163	171.9
4	4	Team Lazarus	ITA	Ivan Peklin	UKR	Jordan Pepper	ZAF	Bentley Continental GT3	PRO	1	21	20	2:02.215	0.720	0.296	171.4
5	77	Lechner Racing	AUT	Al Faisal Al Zubair	CAN	Andy Soucek	ESP	Porsche 911 GT3-R II 2019	PRO	2	20	14	2:02.640	1.145	0.425	170.9
6	22	Balfe Motorsport	GBR	Shaun Balfe	GBR	Adam Carroll	GBR	Audi R8 GT3 LMS 2019	PROAM	4	26	20	2:02.920	1.425	0.280	170.5
7	72	Inception Racing	GBR	Nick Moss	GBR	Joe Osborne	GBR	McLaren 720 S GT3	PROAM	5	19	2	2:03.001	1.506	0.081	170.3
8	63	Vincenzo Sospiri Racing	ITA	Michele Beretta	ITA	Frederik Schandorff	DNK	Lamborghini Huracan GT3 EVO	PRO	3	14	4	2:03.040	1.545	0.039	170.3
9	15	Twin Busch by Equipe Vitesse	DEU	Mario Hirsch	DEU	Dominik Schraml	DEU	Mercedes AMG GT3 - 2020	PROAM	6	23	21	2:03.214	1.719	0.174	170.1
10	7	Inception Racing	GBR	Brendan Iribe	USA	Ollie Millroy	GBR	McLaren 720 S GT3	PROAM	7	20	11	2:03.447	1.952	0.233	169.7
11	11	Reno Racing	DNK	Jens Reno Moller	DNK	Marcus Paverud	NOR	Honda NSX GT3 Evo	PROAM	8	24	24	2:03.452	1.957	0.005	169.7
12	14	AKM Motorsport	SMR	Florian Scholze	DEU	Jens Liebhauser	DEU	Mercedes AMG GT3 - 2020	AM	1	24	6	2:03.511	2.016	0.059	169.6
13	8	Barone Rampante	ITA	Giuseppe Cipriani	ITA			Lamborghini Huracan GT3 EVO	AM	2	16	5	2:04.503	3.008	0.992	168.3
14	6	Boutsen Ginion	BEL	François Grimm	CHE			Lamborghini Gallardo Reiter R-EX	AM	3	21	15	2:06.203	4.708	1.700	166.0
15	17	HP Racing International	DEU	Coach McKansy	DEU	Jan Seyffert	DEU	Lamborghini Huracan GT3 EVO	AM	4	15	10	2:07.874	6.379	1.671	163.9
16	19	Vincenzo Sospiri Racing	ITA	Baptiste Moulin	BEL	Yuki Nemoto	JPN	Lamborghini Huracan GT3 EVO	PRO	4	1	1	15:59:02.0	15:57:00.	15:56:54.	00.0

*** PENALTIES**

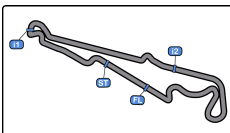
- CAR 48 TIME 2:03.850 DELETED TRACK LIMITS AT T 10
- CAR 100 TIME 2:11.391 DELETED TRACK LIMITS AT T 10 - MUST RESPECT TRACK LIMITS
- CAR 100 TIME 2:11.391 DELETED TRACK LIMITS AT T 100
- CAR 28 TIME 2:15.036 DELETED TRACK LIMITS AT T 10
- CAR 14 TIME 2:03.659 DELETED TRACK LIMITS AT T 10 - NEXT TIME ANOTHER STOP & GO
- CAR 100 TIME 2:12.305 DELETED TRACK LIMITS AT T 10
- CAR 47 TIME 2:06.046 DELETED TRACK LIMITS AT T 10
- CAR 14 TIME 2:03.665 DELETED TRACK LIMITS AT T 10
- CAR 63 TIME 2:03.776 DELETED TRACK LIMITS AT T 10
- CAR 14 TIME 5:00.370 DELETED TRACK LIMITS AT T 10
- CAR 14 TIME 2:14.466 DELETED TRACK LIMITS AT T 10
- CAR 63 TIME 3:05.039 DELETED TRACK LIMITS AT T 10
- STOP AND GO OF 1 MINUTE CARS 47 AND 14 - ABUSING TRACK LIMITS

Published at:.....

Track Temp: 36.5 °C Air Temp: 18.6 °C Humidity: 34 % Track Status: DRY

Stewards:	Race Director:	Timekeeper: Luis Angel Garcia Nuñez <i>[Signature]</i> JOB/I-0020-ESP
------------------	-----------------------	--





Paul Ricard
International GT Open
Free Practice - 3



Provisional Results by Category

Paul Ricard 5.822 m

- CAR 47 TIME 2:07.672 DELETED TRACK LIMITS AT T 10
- CAR 14 TIME 2:03.801 DELETED TRACK LIMITS AT T 10
- CAR 100 TIME 2:15.774 DELETED TRACK LIMITS AT T 10
- CAR 47 TIME 2:08.553 DELETED TRACK LIMITS AT T 10
- CAR 14 TIME 2:04.236 DELETED TRACK LIMITS AT T 10 - MUST RESPECT TRACK LIMITS
- CAR 8 TIME 2:08.337 DELETED TRACK LIMITS AT T 10
- CAR 63 TIME 2:03.830 DELETED TRACK LIMITS AT T 10
- CAR 47 TIME 4:52.825 DELETED TRACK LIMITS AT T 10
- CAR 48 TIME 2:04.611 DELETED TRACK LIMITS AT T 10
- CAR 77 TIME 2:02.443 DELETED TRACK LIMITS AT T 10
- CAR 17 TIME 2:16.525 DELETED TRACK LIMITS AT T10 - MUST RESPECT TRACK LIMITS
- CAR 7 TIME 2:04.175 DELETED TRACK LIMITS AT T 10
- CAR 72 TIME 3:16.634 DELETED TRACK LIMITS AT T 10
- CAR 11 TIME 2:06.275 DELETED TRACK LIMITS AT T 10
- CAR 24 TIME 2:12.625 DELETED TRACK LIMITS AT T 10
- CAR 14 TIME 3:00.343 DELETED TRACK LIMITS AT T 10
- CAR 17 TIME 2:09.408 DELETED TRACK LIMITS AT T 10

Published at:.....

Track Temp: **36.5 °C** Air Temp: **18.6 °C** Humidity: **34 %** Track Status: **DRY**

Stewards:

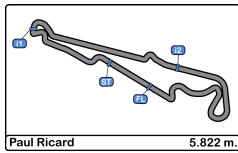
Race Director:

Timekeeper:

Luís Angel García Nuñez

JOB/I-0020-ESP





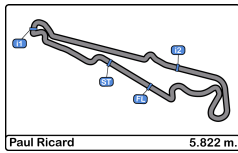
Paul Ricard
International GT Open
Free Practice - 3
Lap Analysis



4							7						
1 Ivan Peklin Bentley Continental GT3							1 Brendan Iribe McLaren 720 S GT3						
PRO 2 Jordan Pepper Team Lazarus							PROAM 2 Ollie Millroy Inception Racing						
Lap D	Time	Sector 1	Sector 2	Sector 3	T. Spd	Elapsed	Lap D	Time	Sector 1	Sector 2	Sector 3	T. Spd	Elapsed
1	15:01:00.043	14:59:15.479	45.698	58.866	132.0	15:01:00.043	1	14:58:13.367	14:56:42.244	37.577	53.546	146.1	14:58:13.367
2	2:09.018	35.903	37.985	55.130	240.0	15:03:09.061	2	2:07.445	35.845	37.847	53.753	237.8	15:00:20.812
3	2:07.740	35.411	37.844	54.485	242.1	15:05:16.801	3	2:04.841	34.504	37.304	53.033	238.4	15:02:25.653
4	2:03.703	34.244	37.128	52.331	243.2	15:07:20.504	4	2:06.004	35.899	37.268	52.837	239.4	15:04:31.657
5	2:03.308	34.101	37.133	52.074	242.1	15:09:23.812	5	2:04.475	34.199	37.132	52.844	239.4	15:06:35.832
6	2:03.986	33.937	37.015	53.034	243.7	15:11:27.798	6	2:04.470	34.292	37.381	52.797	239.4	15:08:40.302
7	2:04.561	34.566	37.499	52.496	243.2	15:13:32.359	7	2:04.470	34.303	37.355	52.812	240.5	15:10:44.772
8	2:12.361 P	34.130	37.058	1:01.173	243.2	15:15:44.720	8	2:04.610	34.262	37.512	52.836	241.0	15:12:49.382
9	3:53.864	2:18.634	37.556	57.674	146.3	15:19:38.584	9	2:11.483 P	<u>34.024</u>	37.365	1:00.094	240.5	15:15:00.865
10	2:03.483	33.980	36.973	52.530	242.1	15:21:42.067	10	3:26.408	1:48.601	45.694	<u>52.113</u>	150.0	15:18:27.273
11	2:05.386	34.290	37.353	53.743	241.6	15:23:47.453	11	<u>2:03.447</u>	34.024	<u>36.990</u>	52.433	241.0	15:20:30.720
12	2:07.774	33.904	36.931	56.939	244.3	15:25:55.227	12	2:21.885 P	44.769	37.644	59.472	169.0	15:22:52.605
13	2:02.431	33.773	36.689	51.969	244.8	15:27:57.658	13	10:08.537	8:27.573	42.736	58.228	140.2	15:33:01.142
14	2:13.511 P	33.839	37.827	1:01.845	244.3	15:30:11.169	14	2:15.477	38.242	39.999	57.236	189.4	15:35:16.619
15	5:25.394	3:45.006	43.864	56.524	141.9	15:35:36.563	15	2:14.405	38.334	40.109	55.962	194.2	15:37:31.024
16	2:02.631	33.945	36.636	52.050	242.6	15:37:39.194	16	2:06.519	35.671	37.893	52.955	238.9	15:39:37.543
17	2:05.712	33.843	37.005	54.864	242.6	15:39:44.906	17	2:09.033	35.507	40.329	53.197	225.4	15:41:46.576
18	2:04.723	33.706	<u>36.595</u>	54.422	242.1	15:41:49.629	18	2:20.031 P	35.166	38.607	1:06.258	225.0	15:44:06.607
19	2:05.625	33.849	37.314	54.462	243.7	15:43:55.254	19	11:14.068	9:43.930	37.600	52.538	113.5	15:55:20.675
20	<u>2:02.215</u>	<u>33.650</u>	36.765	<u>51.800</u>	244.8	15:45:57.469	20	2:09.788 P	34.039	37.108	58.641	237.3	15:57:30.463
21	2:14.614 P	34.076	38.287	1:02.251	243.2	15:48:12.083							

6							8						
1 François Grimm Lamborghini Gallardo Reiter R-EX							1 Giuseppe Cipriani Lamborghini Huracan GT3 EVO						
AM 2 Boutsen Ginion							AM 2 Barone Rampante						
Lap D	Time	Sector 1	Sector 2	Sector 3	T. Spd	Elapsed	Lap D	Time	Sector 1	Sector 2	Sector 3	T. Spd	Elapsed
1	14:59:21.601	14:57:45.827	39.638	56.136	134.1	14:59:21.601	1	15:00:31.322 P	14:58:51.733	38.747	1:00.842	132.1	15:00:31.322
2	2:12.404	36.643	38.528	57.233	239.4	15:01:34.005	2	2:39.104	1:06.149	38.494	54.461	112.6	15:03:10.426
3	2:10.103	36.597	38.594	54.912	240.0	15:03:44.108	3	2:08.274	36.085	38.247	53.942	238.4	15:05:18.700
4	2:09.273	36.220	38.204	54.849	240.5	15:05:53.381	4	2:05.789	34.824	37.729	53.236	234.2	15:07:24.489
5	2:09.285	36.296	38.516	54.473	239.4	15:08:02.666	5	<u>2:04.503</u>	34.351	37.575	<u>52.577</u>	236.8	15:09:28.992
6	2:09.085	36.215	38.220	54.650	241.0	15:10:11.751	6	2:04.930	34.435	37.724	52.771	236.3	15:11:33.922
7	2:20.320 P	36.387	38.423	1:05.510	239.4	15:12:32.071	7	2:15.703 P	34.846	38.038	1:02.819	236.3	15:13:49.625
8	8:11.224	6:37.536	38.773	54.915	139.7	15:20:43.295	8	5:08.741	3:37.988	37.791	52.962	148.7	15:18:58.366
9	2:11.365	36.944	39.127	55.294	236.3	15:22:54.660	9	2:08.337	34.466	38.015	55.856	235.8	15:21:06.703
10	2:09.055	36.117	38.650	54.288	239.4	15:25:03.715	10	2:13.501 P	34.882	38.005	1:00.614	234.7	15:23:20.204
11	2:07.688	35.673	38.076	53.939	242.6	15:27:11.403	11	3:08.713	1:36.613	38.522	53.578	150.8	15:26:28.917
12	2:17.928 P	36.034	38.457	1:03.437	240.0	15:29:29.331	12	2:05.143	34.380	37.827	52.936	235.8	15:28:34.060
13	10:17.683	8:42.223	38.664	56.796	144.1	15:39:47.014	13	2:09.209	36.221	39.714	53.274	237.8	15:30:43.269
14	2:06.355	35.473	<u>37.438</u>	53.444	239.4	15:41:53.369	14	2:05.390	34.666	37.659	53.065	237.3	15:32:48.659
15	<u>2:06.203</u>	<u>35.112</u>	37.653	<u>53.438</u>	243.2	15:43:59.572	15	2:07.091	<u>34.327</u>	<u>37.520</u>	55.244	236.3	15:34:55.750
16	2:07.500	35.516	38.000	53.984	243.2	15:46:07.072	16	2:13.264 P	34.520	38.295	1:00.449	235.8	15:37:09.014
17	2:07.629	35.727	37.474	54.428	238.9	15:48:14.701							
18	2:28.525 P	36.386	41.817	1:10.322	242.1	15:50:43.226							
19	4:43.728	3:12.105	37.738	53.885	137.0	15:55:26.954							
20	2:06.594	35.412	37.453	53.729	242.6	15:57:33.548							
21	2:16.045 P	36.225	37.836	1:01.984	238.9	15:59:49.593							





Paul Ricard
International GT Open
Free Practice - 3
Lap Analysis

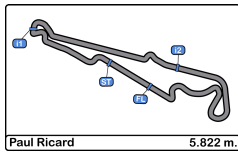


11							15								
1 Jens Reno Moller Honda NSX GT3 Evo							1 Mario Hirsch Mercedes AMG GT3 - 2020								
PROAM 2 Marcus Paverud Reno Racing							PROAM 2 Dominik Schraml Twin Busch by Equipe Vitesse								
Lap	D	Time	Sector 1	Sector 2	Sector 3	T. Spd	Elapsed	Lap	D	Time	Sector 1	Sector 2	Sector 3	T. Spd	Elapsed
1		14:58:41.332	14:57:07.312	38.906	55.114	146.9	14:58:41.332	1		15:00:05.330	14:58:33.822	38.511	52.997	145.1	15:00:05.330
2		2:06.758	34.958	37.828	53.972	237.3	15:00:48.090	2		2:04.578	34.583	37.519	52.476	235.8	15:02:09.908
3		2:06.123	35.112	37.707	53.304	239.4	15:02:54.213	3		2:04.040	34.055	37.387	52.598	238.4	15:04:13.948
4		2:06.275	35.081	37.350	53.844	240.0	15:05:00.488	4		2:04.870	34.194	36.900	53.776	238.4	15:06:18.818
5		4:14.841 P	34.614	37.425	3:02.802	240.5	15:09:15.329	5		2:04.555	34.134	37.251	53.170	237.3	15:08:23.373
6		2:20.697	50.339	37.519	52.839	148.5	15:11:36.026	6		2:03.277	33.910	37.058	52.309	240.0	15:10:26.650
7		2:05.247	34.508	37.845	52.894	240.0	15:13:41.273	7		2:11.510 P	33.920	37.046	1:00.544	239.4	15:12:38.160
8		2:05.944	35.469	37.716	52.759	242.6	15:15:47.217	8		3:33.149	1:56.898	40.413	55.838	148.9	15:16:11.309
9		2:05.128	34.259	37.399	53.470	239.4	15:17:52.345	9		2:07.153	35.285	38.230	53.638	237.8	15:18:18.462
10		3:02.759 P	35.065	38.166	1:49.528	240.0	15:20:55.104	10		2:08.575	35.650	38.901	54.024	238.4	15:20:27.037
11		2:26.678	54.494	38.462	53.722	146.1	15:23:21.782	11		2:07.276	35.323	38.017	53.936	237.8	15:22:34.313
12		2:07.607	34.395	38.732	54.480	240.0	15:25:29.389	12		2:06.410	34.770	38.159	53.481	237.8	15:24:40.723
13		2:05.548	34.586	37.392	53.570	242.1	15:27:34.937	13		2:06.022	34.531	38.014	53.477	240.5	15:26:46.745
14		2:05.506	34.596	37.727	53.183	241.0	15:29:40.443	14		2:06.262	34.644	37.917	53.701	238.9	15:28:53.007
15		2:04.935	34.509	37.305	53.121	240.5	15:31:45.378	15		2:05.684	34.676	37.746	53.262	238.9	15:30:58.691
16		3:50.081 P	34.795	37.747	2:37.539	240.5	15:35:35.459	16		2:11.293 P	34.650	37.715	58.928	240.0	15:33:09.984
17		2:24.197	52.191	37.821	54.185	145.9	15:37:59.656	17		4:31.542	3:01.658	36.969	52.915	148.7	15:37:41.526
18		2:06.276	35.181	37.582	53.513	239.4	15:40:05.932	18		2:03.824	33.842	36.875	53.107	238.4	15:39:45.350
19		3:39.557 P	35.321	37.985	2:26.251	240.0	15:43:45.489	19		2:04.986	34.104	37.175	53.707	240.0	15:41:50.336
20		2:24.209	52.933	38.432	52.844	141.3	15:46:09.698	20		2:05.528	34.805	37.086	53.637	241.0	15:43:55.864
21		2:04.574	34.357	36.814	53.403	240.5	15:48:14.272	21		2:03.214	33.936	36.991	52.287	241.6	15:45:59.078
22		4:56.621 P	34.149	39.315	3:43.157	241.0	15:53:10.893	22		2:03.322	33.705	37.186	52.431	239.4	15:48:02.400
23		2:21.960	52.124	37.323	52.513	142.6	15:55:32.853	23		2:25.860 P	34.655	40.411	1:10.794	240.0	15:50:28.260
24		2:03.452	34.237	36.938	52.277	241.6	15:57:36.305								
25			36.253	40.330		240.5									

14							17								
1 Florian Scholze Mercedes AMG GT3 - 2020							1 Coach McKansy Lamborghini Huracan GT3 EVO								
AM 2 Jens Liebhauser AKM Motorsport							AM 2 Jan Seyffert HP Racing International								
Lap	D	Time	Sector 1	Sector 2	Sector 3	T. Spd	Elapsed	Lap	D	Time	Sector 1	Sector 2	Sector 3	T. Spd	Elapsed
1		14:59:52.062 P	14:58:14.253	37.896	59.913	149.5	14:59:52.062	1		14:59:44.036	14:58:07.501	40.194	56.341	138.8	14:59:44.036
2		3:00.343	1:30.528	37.102	52.713	149.5	15:02:52.405	2		2:00.408	35.830	38.439	55.139	231.2	15:01:53.444
3		2:04.419	34.315	36.959	53.145	240.0	15:04:56.824	3		2:10.644	35.828	38.470	56.346	232.7	15:04:04.088
4		2:04.462	34.541	36.990	52.931	238.9	15:07:01.286	4		2:09.726	36.060	38.805	54.861	231.7	15:06:13.814
5		2:05.408	34.628	37.137	53.643	240.0	15:09:06.694	5		2:09.513	35.409	38.933	55.171	231.7	15:08:23.327
6		2:03.511	34.013	37.137	52.361	240.0	15:11:10.205	6		2:16.525 P	35.835	39.294	1:01.396	230.2	15:10:39.852
7		2:12.740 P	34.802	37.308	1:00.630	242.6	15:13:22.945	7		5:22.445	3:47.711	39.674	55.060	143.8	15:16:02.297
8		3:32.668	2:02.435	37.156	53.077	148.7	15:16:55.613	8		2:07.984	35.409	38.191	54.384	231.7	15:18:10.281
9		2:04.562	34.321	37.166	53.075	237.8	15:19:00.175	9		2:08.408	35.113	38.547	54.748	232.2	15:20:18.689
10		2:04.236	34.514	37.106	52.616	240.5	15:21:04.411	10		2:07.874	35.107	38.228	54.539	231.2	15:22:26.563
11		2:03.804	34.396	37.369	52.036	237.8	15:23:08.212	11		2:14.862 P	35.311	38.542	1:01.009	231.7	15:24:41.425
12		2:14.466 P	34.220	37.288	1:02.958	236.8	15:25:22.678	12		7:41.401 P	5:50.611	43.098	1:07.692	138.2	15:32:22.826
13		5:00.370	3:30.612	37.441	52.317	138.4	15:30:23.048	13		3:45.562 P	1:54.472	43.618	1:07.472	144.5	15:36:08.388
14		2:03.665	34.236	36.992	52.437	238.4	15:32:26.713	14		4:32.602 P	2:37.746	44.764	1:10.092	144.5	15:40:40.990
15		2:05.120	33.982	37.121	54.017	240.0	15:34:31.833	15		3:51.650 P	2:02.534	43.842	1:05.274	144.1	15:44:32.640
16		2:04.819	35.098	37.013	52.708	240.0	15:36:36.652								
17		2:03.659	34.225	36.997	52.437	237.8	15:38:40.311								
18		2:04.226	34.425	37.069	52.732	236.8	15:40:44.537								
19		2:12.794	34.178	37.152	1:01.464	236.3	15:42:57.331								
20		2:05.342	34.479	37.317	53.546	238.9	15:45:02.673								
21		2:12.698 P	34.306	37.032	1:01.360	238.9	15:47:15.371								
22		8:06.542	6:35.955	37.409	53.178	146.9	15:55:21.913								
23		2:04.050	34.329	36.971	52.750	236.8	15:57:25.963								
24		2:12.974 P	34.619	37.126	1:01.229	237.3	15:59:38.937								

19							
1 Baptiste Moulin Lamborghini Huracan GT3 EVO							
PRO 2 Yuki Nemoto Vincenzo Sospiri Racing							
Lap	D	Time	Sector 1	Sector 2	Sector 3	T. Spd	Elapsed
1		15:59:02.018 P			15:59:02.018		15:59:02.018





Paul Ricard
International GT Open
Free Practice - 3
Lap Analysis



22

1 Shaun Balfe Audi R8 GT3 LMS 2019

48

1 Markus Sattler Mercedes AMG GT3 - 2020

PROAM 2 Adam Carroll Balfe Motorsport

PROAM 2 Nico Bastian Winward

Lap	D	Time	Sector 1	Sector 2	Sector 3	T. Spd	Elapsed
1		14:59:57.778	14:58:23.263	39.840	54.675	122.5	14:59:57.778
2		2:08.641	35.206	38.750	54.685	233.2	15:02:06.419
3		2:09.510	35.423	39.499	54.588	235.8	15:04:15.929
4		2:07.281	35.373	38.106	53.802	236.8	15:06:23.210
5		2:08.421	35.833	38.913	53.675	236.8	15:08:31.631
6		2:07.714	34.927	38.062	54.725	236.8	15:10:39.345
7		2:06.877	34.889	37.980	54.008	235.8	15:12:46.222
8		2:08.690	35.020	38.470	55.200	236.3	15:14:54.912
9		2:07.283	35.639	38.182	53.462	234.7	15:17:02.195
10		2:06.820	34.959	38.140	53.721	237.3	15:19:09.015
11		2:15.723 P	36.424	38.531	1:00.768	237.3	15:21:24.738
12		3:12.852	1:42.206	38.141	52.505	148.1	15:24:37.590
13		2:04.129	34.007	37.612	52.510	238.9	15:26:41.719
14		2:03.532	34.144	37.227	52.161	237.3	15:28:45.251
15		2:03.732	34.030	37.290	52.412	237.8	15:30:48.983
16		2:04.306	34.041	37.924	52.341	238.4	15:32:53.289
17		2:03.612	34.071	37.489	52.052	237.8	15:34:56.901
18		2:08.303	35.090	37.735	55.478	238.4	15:37:05.204
19		2:03.626	34.396	37.230	52.000	236.8	15:39:08.830
20		2:02.920	33.803	37.221	51.896	236.8	15:41:11.750
21		2:10.479	34.396	37.762	58.321	234.7	15:43:22.229
22		2:10.964	34.068	37.043	59.853	236.8	15:45:33.193
23		2:12.254 P	34.527	37.811	59.916	237.3	15:47:45.447
24		7:39.064	6:06.548	37.943	54.573	104.9	15:55:24.511
25		2:06.298	34.722	38.107	53.469	237.8	15:57:30.809
26		2:15.477 P	35.437	38.018	1:02.022	236.3	15:59:46.286

47

1 Alexander Moiseev Mercedes AMG GT3 - 2020

PROAM 2 Loris Spinelli AKM Motorsport

Lap	D	Time	Sector 1	Sector 2	Sector 3	T. Spd	Elapsed
1		15:02:18.340	15:00:47.938	38.437	51.965	148.9	15:02:18.340
2		2:03.642	33.852	36.932	52.858	237.8	15:04:21.982
3		2:01.936	33.656	36.541	51.739	238.9	15:06:23.918
4		2:02.862	34.047	36.921	51.894	241.0	15:08:26.780
5		2:02.409	33.731	36.957	51.721	239.4	15:10:29.189
6		2:01.919	33.612	36.751	51.556	236.8	15:12:31.108
7		2:08.242 P	33.943	36.881	57.418	240.5	15:14:39.350
8		4:52.825	3:15.989	39.374	57.462	150.4	15:19:32.175
9		2:08.553	35.263	38.640	54.650	237.8	15:21:40.728
10		2:07.672	35.007	38.482	54.183	234.2	15:23:48.400
11		2:07.468	34.842	37.925	54.701	240.0	15:25:55.868
12		2:13.683 P	34.682	38.169	1:00.832	241.6	15:28:09.551
13		5:01.509	3:29.881	38.127	53.501	150.2	15:33:11.060
14		2:06.369	34.809	38.112	53.448	237.3	15:35:17.429
15		2:06.046	34.927	37.622	53.497	238.9	15:37:23.475
16		2:07.727	34.818	38.234	54.675	237.8	15:39:31.202
17		2:06.273	34.763	37.752	53.758	235.2	15:41:37.475
18		2:07.005	34.869	38.257	53.879	238.9	15:43:44.480
19		2:05.449	34.621	37.723	53.105	241.6	15:45:49.929
20		2:05.593	34.770	37.941	52.882	238.4	15:47:55.522
21		2:27.141 P	34.490	38.047	1:14.604	238.9	15:50:22.663

Lap	D	Time	Sector 1	Sector 2	Sector 3	T. Spd	Elapsed
1		14:59:11.240	14:57:34.740	42.438	54.062	137.5	14:59:11.240
2		2:04.344	34.584	37.407	52.353	235.8	15:01:15.584
3		4:33.766 P	35.017	37.866	3:20.883	236.8	15:05:49.350
4		2:22.212	50.893	37.706	53.613	148.7	15:08:11.562
5		2:04.512	34.446	37.417	52.649	237.3	15:10:16.074
6		2:05.534	34.568	37.214	53.752	237.8	15:12:21.608
7		2:06.976	34.329	38.326	54.321	237.3	15:14:28.584
8		2:04.684	34.779	37.292	52.613	235.8	15:16:33.268
9		2:04.614	34.317	37.261	53.033	236.8	15:18:37.879
10		5:37.902 P	34.719	37.152	4:26.031	237.8	15:24:15.781
11		3:16.263 P	49.745	37.282	1:49.236	148.5	15:27:32.044
12		2:20.799	51.454	37.047	52.298	145.3	15:29:52.843
13		2:01.495	33.511	36.798	51.186	237.8	15:31:54.338
14		2:03.552	33.677	36.557	53.318	237.8	15:33:57.890
15		2:01.769	33.451	36.864	51.454	237.8	15:35:59.659
16		4:02.098 P	33.802	36.958	2:51.338	239.4	15:40:01.757
17		2:21.567	50.814	37.283	53.470	148.7	15:42:23.324
18		2:04.776	34.805	37.426	52.545	236.8	15:44:28.100
19		2:03.850	34.049	37.367	52.434	237.8	15:46:31.950
20		2:07.345	36.717	37.223	53.405	207.2	15:48:39.295
21			40.081	46.512		216.4	

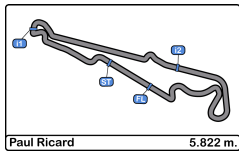
63

1 Michele Beretta Lamborghini Huracan GT3 EVO

PRO 2 Frederik Schandorff Vincenzo Sospiri Racing

Lap	D	Time	Sector 1	Sector 2	Sector 3	T. Spd	Elapsed
1		15:05:55.436 P			15:05:55.436		15:05:55.436
2		2:24.512	50.718	37.643	56.151	145.7	15:08:19.948
3		2:03.394	34.081	37.231	52.082	235.8	15:10:23.342
4		2:03.040	33.793	37.314	51.933	235.2	15:12:26.382
5		3:05.248 P	33.856	37.196	1:54.196	235.2	15:15:31.630
6		2:21.036	51.371	37.321	52.344	111.3	15:17:52.666
7		2:03.830	34.105	37.309	52.416	235.8	15:19:56.496
8		2:04.112	33.840	37.774	52.498	234.2	15:22:00.608
9		3:06.039 P	33.816	37.513	1:53.710	236.8	15:25:05.647
10		2:23.281	51.942	38.207	53.132	145.1	15:27:28.928
11		2:04.157	33.994	37.990	52.173	234.2	15:29:33.085
12		2:03.776	33.906	37.478	52.392	235.2	15:31:36.861
13		2:58.789 P	33.961	37.398	1:47.430	234.2	15:34:35.650
14		2:25.095	53.042	38.122	53.931	146.5	15:37:00.745
15			35.853	37.597		234.7	





Paul Ricard
International GT Open
Free Practice - 3
Lap Analysis



72

1 Nick Moss McLaren 720 S GT3
 2 Joe Osborne Inception Racing

88

1 Patryk Krupinski McLaren 720 S GT3
 2 Christian Klien JP Motorsport

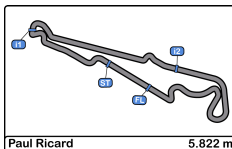
Lap	D	Time	Sector 1	Sector 2	Sector 3	T. Spd	Elapsed	Lap	D	Time	Sector 1	Sector 2	Sector 3	T. Spd	Elapsed
1		14:58:10.230	14:56:40.194	37.372	52.664	147.3	14:58:10.230	1		14:59:54.861	14:58:21.717	39.481	53.663	143.0	14:59:54.861
2		2:03.001	33.903	37.244	51.854	238.4	15:00:13.231	2		2:03.185	34.231	36.966	51.988	239.4	15:01:58.046
3		2:10.526 P	34.082	38.229	58.215	239.4	15:02:23.757	3		2:58.237 P	33.585	36.926	1:47.726	240.5	15:04:56.283
4		3:16.634	1:45.230	37.259	54.145	148.9	15:05:40.391	4		4:00.648 P	49.837	37.195	2:33.616	149.1	15:08:56.931
5		2:06.365	35.039	37.615	53.711	238.4	15:07:46.756	5		3:18.954 P	51.252	37.468	1:50.234	149.5	15:12:15.885
6		2:06.813	36.013	37.435	53.365	241.0	15:09:53.569	6		2:26.336	52.154	42.181	52.001	149.5	15:14:42.221
7		2:05.037	34.602	37.161	53.274	241.6	15:11:58.606	7		2:03.477	33.857	36.669	52.951	241.0	15:16:45.698
8		2:04.398	34.412	37.314	52.672	240.0	15:14:03.004	8		2:01.756	33.659	36.579	51.518	242.1	15:18:47.454
9		2:05.961	34.661	37.879	53.421	240.0	15:16:08.965	9		3:10.595 P	34.276	37.044	1:59.275	242.6	15:21:58.049
10		2:17.036 P	34.805	37.639	1:04.592	239.4	15:18:26.001	10		2:21.880	51.673	37.150	53.057	148.9	15:24:19.929
11		4:52.935	3:13.745	42.692	56.498	146.3	15:23:18.936	11		3:04.095 P	34.920	38.551	1:50.624	243.2	15:27:24.024
12		2:14.721	39.260	40.231	55.230	211.3	15:25:33.657	12		8:58.719 P	50.031	38.301	7:30.387	152.1	15:36:22.743
13		2:21.243 P	35.621	38.776	1:06.846	240.0	15:27:54.900	13		2:22.191	51.796	37.239	53.156	151.2	15:38:44.934
14		6:20.692	4:45.865	38.858	55.969	147.7	15:34:15.592	14		2:04.306	34.262	37.296	52.748	239.4	15:40:49.240
15		2:10.929	37.440	38.961	54.528	213.0	15:36:26.521	15		2:04.009	34.834	36.879	52.296	240.5	15:42:53.249
16		2:06.199	35.461	37.487	53.251	236.3	15:38:32.720	16		3:09.745 P	34.053	37.099	1:58.593	242.1	15:46:02.994
17		2:20.762 P	35.072	41.038	1:04.652	237.8	15:40:53.482	17		2:21.482	51.890	37.774	51.818	150.6	15:48:24.476
18		3:19.362 P	1:41.628	38.770	58.964	151.4	15:44:12.844	18		5:18.745 P	34.746	41.471	4:02.528	242.1	15:53:43.221
19		3:19.898 P	1:42.769	37.502	59.627	151.2	15:47:32.742	19		2:20.481	51.334	37.179	51.968	149.5	15:56:03.702
								20			33.718	36.646		241.6	

77

1 Al Faisal Al Zubair Porsche 911 GT3-R II 2019
 2 Andy Soucek Lechner Racing

Lap	D	Time	Sector 1	Sector 2	Sector 3	T. Spd	Elapsed
1		15:02:05.293 P			15:02:05.293		15:02:05.293
2		2:24.005	53.447	38.158	52.400	109.7	15:04:29.298
3		2:03.123	34.234	37.029	51.860	236.8	15:06:32.421
4		2:03.164	34.260	37.104	51.800	237.3	15:08:35.585
5		2:02.996	33.962	37.011	52.023	240.0	15:10:38.581
6		2:02.944	33.949	37.157	51.838	238.4	15:12:41.525
7		2:05.558	33.771	37.850	53.937	239.4	15:14:47.083
8		2:02.443	33.977	36.838	51.628	237.3	15:16:49.526
9		2:51.582 P	35.625	37.338	1:38.619	238.9	15:19:41.108
10		2:22.839	52.492	37.659	52.688	133.6	15:22:03.947
11		2:03.887	34.554	37.150	52.183	237.3	15:24:07.834
12		2:03.336	34.335	37.047	51.954	239.4	15:26:11.170
13		2:03.723	34.310	37.235	52.178	240.5	15:28:14.893
14		2:02.640	34.067	36.939	51.634	239.4	15:30:17.533
15		2:03.605	34.189	37.011	52.405	239.4	15:32:21.138
16		2:07.362	35.268	37.676	54.418	241.0	15:34:28.500
17		3:18.593 P	34.279	37.149	2:07.165	239.4	15:37:47.093
18		3:08.956 P	51.238	37.422	1:40.296	138.6	15:40:56.049
19		3:06.055 P	51.820	37.269	1:36.966	143.8	15:44:02.104
20		3:04.493 P	50.193	38.308	1:35.992	151.6	15:47:06.597
21			50.668	37.399		150.2	



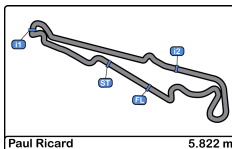


Paul Ricard
International GT Open
Free Practice - 3
Best Sectors Results



Sector - 1				Sector - 2				Sector - 3				Ideal Lap vs Best Lap				
Clas	Nº	Driver	Time	Nº	Driver	Time	Nº	Driver	Time	Clas	Nº	Driver	Ideal Lap	Best Lap	Clas	
1	48	Sattler - Bastian	33.451	47	Moiseev - Spinelli	36.541	48	Sattler - Bastian	51.186	1	48	Sattler - Bastian	2:01.194	2:01.495	1	
2	88	Krupinski - Klien	33.585	48	Sattler - Bastian	36.557	88	Krupinski - Klien	51.518	2	88	Krupinski - Klien	2:01.682	2:01.756	2	
3	47	Moiseev - Spinelli	33.612	88	Krupinski - Klien	36.579	47	Moiseev - Spinelli	51.556	3	47	Moiseev - Spinelli	2:01.709	2:01.919	3	
4	4	Peklin - Pepper	33.650	4	Peklin - Pepper	36.595	77	Al Zubair - Soucek	51.628	4	4	Peklin - Pepper	2:02.045	2:02.215	4	
5	15	Hirsch - Schraml	33.705	11	Reno Moller - Paverud	36.814	4	Peklin - Pepper	51.800	5	77	Al Zubair - Soucek	2:02.237	2:02.640	5	
6	77	Al Zubair - Soucek	33.771	77	Al Zubair - Soucek	36.838	72	Moss - Osborne	51.854	6	22	Balfe - Carroll	2:02.742	2:02.920	6	
7	63	Beretta - Schandorff	33.793	15	Hirsch - Schraml	36.875	22	Balfe - Carroll	51.896	7	15	Hirsch - Schraml	2:02.867	2:03.214	9	
8	22	Balfe - Carroll	33.803	14	Scholze - Liebhauser	36.959	63	Beretta - Schandorff	51.933	8	72	Moss - Osborne	2:02.918	2:03.001	7	
9	72	Moss - Osborne	33.903	7	Iribe - Millroy	36.990	14	Scholze - Liebhauser	52.036	9	63	Beretta - Schandorff	2:02.922	2:03.040	8	
10	14	Scholze - Liebhauser	33.982	22	Balfe - Carroll	37.043	7	Iribe - Millroy	52.113	10	14	Scholze - Liebhauser	2:02.977	2:03.511	12	
11	7	Iribe - Millroy	34.024	72	Moss - Osborne	37.161	11	Reno Moller - Paverud	52.277	11	7	Iribe - Millroy	2:03.127	2:03.447	10	
12	11	Reno Moller - Paverud	34.149	63	Beretta - Schandorff	37.196	15	Hirsch - Schraml	52.287	12	11	Reno Moller - Paverud	2:03.240	2:03.452	11	
13	8	Giuseppe Cipriani	34.327	6	François Grimm	37.438	8	Giuseppe Cipriani	52.577	13	8	Giuseppe Cipriani	2:04.424	2:04.503	13	
14	17	McKansy - Seyffert	35.107	8	Giuseppe Cipriani	37.520	6	François Grimm	53.438	14	6	François Grimm	2:05.988	2:06.203	14	
15	6	François Grimm	35.112	17	McKansy - Seyffert	38.191	17	McKansy - Seyffert	54.384	15	17	McKansy - Seyffert	2:07.682	2:07.874	15	
16	19	Moulin - Nemoto	Transpon	19	Moulin - Nemoto	Transpon	19	Moulin - Nemoto	Transpon	16	19	Moulin - Nemoto	Transpon	Transpo	16	





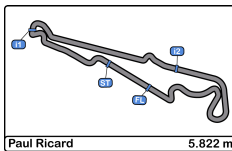
Paul Ricard
International GT Open
Free Practice - 3
Best 5 Lap Times



Paul Ricard 5.822 m.

Cl	N°	Entrant/Team	Nat	Driver 1	Nat	Status	Driver 2	Nat	Status	Vehicle	Cat	Cl	Best 1		Best 2		Best 3		Best 4		Best 5	
													Time	Lap	Time	Lap	Time	Lap	Time	Lap	Time	Lap
1	48	Winward	DEU	Markus Sattler	DEU		Nico Bastian	DEU		Mercedes AMG GT3 - 2020	PROAM	1	2:01.495	13	2:01.769	15	2:03.552	14	2:04.344	2	2:04.512	5
2	88	JP Motorsport	POL	Patryk Krupinski	POL		Christian Klien	AUT		McLaren 720 S GT3	PROAM	2	2:01.756	8	2:03.185	2	2:03.477	7	2:04.009	15	2:04.306	14
3	47	AKM Motorsport	SMR	Alexander Moiseev	RUS		Loris Spinelli	ITA		Mercedes AMG GT3 - 2020	PROAM	3	2:01.919	6	2:01.936	3	2:02.409	5	2:02.862	4	2:03.642	2
4	4	Team Lazarus	ITA	Ivan Peklin	UKR		Jordan Pepper	ZAF		Bentley Continental GT3	PRO	1	2:02.215	20	2:02.431	13	2:02.631	16	2:03.308	5	2:03.483	10
5	77	Lechner Racing	AUT	Al Faisal Al Zubair	OMN		Andy Soucek	ESP		Porsche 911 GT3-R II 2019	PRO	2	2:02.640	14	2:02.944	6	2:02.996	5	2:03.123	3	2:03.164	4
6	22	Balfe Motorsport	GBR	Shaun Balfe	GBR		Adam Carroll	GBR		Audi R8 GT3 LMS 2019	PROAM	4	2:02.920	20	2:03.532	14	2:03.612	17	2:03.626	19	2:03.732	15
7	72	Inception Racing	GBR	Nick Moss	GBR		Joe Osborne	GBR		McLaren 720 S GT3	PROAM	5	2:03.001	2	2:04.398	8	2:05.037	7	2:05.961	9	2:06.199	16
8	63	Vincenzo Sospiri Racing	ITA	Michele Beretta	ITA		Frederik Schandorff	DNK		Lamborghini Huracan GT3 EVO	PRO	3	2:03.040	4	2:03.394	3	2:04.112	8	2:04.157	11	2:21.036	6
9	15	Twin Busch by Equipe Vitesse	DEU	Mario Hirsch	DEU		Dominik Schraml	DEU		Mercedes AMG GT3 - 2020	PROAM	6	2:03.214	21	2:03.277	6	2:03.322	22	2:03.824	18	2:04.040	3
10	7	Inception Racing	GBR	Brendan Iribe	USA		Ollie Millroy	GBR		McLaren 720 S GT3	PROAM	7	2:03.447	11	2:04.470	6	2:04.470	7	2:04.610	8	2:04.841	3
11	11	Reno Racing	DNK	Jens Reno Moller	DNK		Marcus Paverud	NOR		Honda NSX GT3 Evo	PROAM	8	2:03.452	24	2:04.574	21	2:04.935	15	2:05.128	9	2:05.247	7
12	14	AKM Motorsport	SMR	Florian Scholze	DEU		Jens Liebhauser	DEU		Mercedes AMG GT3 - 2020	AM	1	2:03.511	6	2:04.050	23	2:04.226	18	2:04.419	3	2:04.462	4
13	8	Barone Rampante	ITA	Giuseppe Cipriani	ITA					Lamborghini Huracan GT3 EVO	AM	2	2:04.503	5	2:04.930	6	2:05.143	12	2:05.390	14	2:05.789	4
14	6	Boutsen Ginion	BEL	François Grimm	CHE					Lamborghini Gallardo Reiter R-EX	AM	3	2:06.203	15	2:06.355	14	2:06.594	20	2:07.500	16	2:07.629	17
15	17	HP Racing International	DEU	Coach McKansy	DEU		Jan Seyffert	DEU		Lamborghini Huracan GT3 EVO	AM	4	2:07.874	10	2:07.984	8	2:08.408	9	2:09.513	5	2:09.726	4
16	19	Vincenzo Sospiri Racing	ITA	Baptiste Moulin	BEL		Yuki Nemoto	JPN		Lamborghini Huracan GT3 EVO	PRO	4										





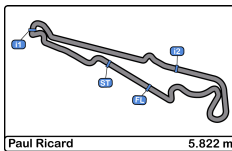
Paul Ricard
International GT Open
Free Practice - 3
Best 5 Top Speeds



Paul Ricard 5.822 m.

Cl	N°	Entrant/Team	Nat	Driver 1	Nat	Driver 2	Nat	Vehicle	Cat	Cl	Top 1		Top 2		Top 3		Top 4		Top 5		Avg
											Km/h	Lap	Km/h	Lap	Km/h	Lap	Km/h	Lap	Km/h	Lap	
1	4	Team Lazarus	ITA	Ivan Peklin	UKR	Jordan Pepper	ZAF	Bentley Continental GT3	PRO	1	244.8	13	244.8	20	244.3	12	244.3	14	243.7	6	244.4
2	6	Boutsen Ginion	BEL	François Grimm	CHE			Lamborghini Gallardo Reiter R-EX	AM	1	243.2	15	243.2	16	242.6	11	242.6	20	242.1	18	242.8
3	88	JP Motorsport	POL	Patryk Krupinski	POL	Christian Klien	AUT	McLaren 720 S GT3	PROAM	1	243.2	11	242.6	9	242.1	8	242.1	16	242.1	18	242.4
4	11	Reno Racing	DNK	Jens Reno Moller	DNK	Marcus Paverud	NOR	Honda NSX GT3 Evo	PROAM	2	242.6	8	242.1	13	241.6	24	241.0	14	241.0	22	241.7
5	14	AKM Motorsport	SMR	Florian Scholze	DEU	Jens Liebhauser	DEU	Mercedes AMG GT3 - 2020	AM	2	242.6	7	240.5	10	240.0	3	240.0	5	240.0	6	240.6
6	15	Twin Busch by Equipe Vitesse	DEU	Mario Hirsch	DEU	Dominik Schraml	DEU	Mercedes AMG GT3 - 2020	PROAM	3	241.6	21	241.0	20	240.5	13	240.0	6	240.0	16	240.6
7	47	AKM Motorsport	SMR	Alexander Moiseev	RUS	Loris Spinelli	ITA	Mercedes AMG GT3 - 2020	PROAM	4	241.6	12	241.6	19	241.0	4	240.5	7	240.0	11	240.9
8	72	Inception Racing	GBR	Nick Moss	GBR	Joe Osborne	GBR	McLaren 720 S GT3	PROAM	5	241.6	7	241.0	6	240.0	8	240.0	9	240.0	13	240.5
9	7	Inception Racing	GBR	Brendan Iribe	USA	Ollie Millroy	GBR	McLaren 720 S GT3	PROAM	6	241.0	8	241.0	11	240.5	7	240.5	9	239.4	4	240.5
10	77	Lechner Racing	AUT	Al Faisal Al Zubair	OMN	Andy Soucek	ESP	Porsche 911 GT3-R II 2019	PRO	2	241.0	16	240.5	13	240.0	5	239.4	7	239.4	12	240.1
11	48	Winward	DEU	Markus Sattler	DEU	Nico Bastian	DEU	Mercedes AMG GT3 - 2020	PROAM	7	239.4	16	237.8	6	237.8	10	237.8	13	237.8	14	238.2
12	22	Balfe Motorsport	GBR	Shaun Balfe	GBR	Adam Carroll	GBR	Audi R8 GT3 LMS 2019	PROAM	8	238.9	13	238.4	16	238.4	18	237.8	15	237.8	17	238.3
13	8	Barone Rampante	ITA	Giuseppe Cipriani	ITA			Lamborghini Huracan GT3 EVO	AM	3	238.4	3	237.8	13	237.3	14	236.8	5	236.3	6	237.3
14	63	Vincenzo Sospiri Racing	ITA	Michele Beretta	ITA	Frederik Schandorff	DNK	Lamborghini Huracan GT3 EVO	PRO	3	236.8	9	235.8	3	235.8	7	235.2	4	235.2	5	235.8
15	17	HP Racing International	DEU	Coach McKansy	DEU	Jan Seyffert	DEU	Lamborghini Huracan GT3 EVO	AM	4	232.7	3	232.2	9	231.7	4	231.7	5	231.7	8	232.0



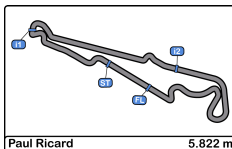


Paul Ricard
International GT Open
Free Practice - 3
Fastest Laps Sequence



Lap	Time of Day	Session Time	Nº	Entrant/Team	Nat	Driver 1	Nat	Driver 2	Nat	Vehicle	Cat	Time	Km/h
2	15:00:13.231	5:13.231	72	Inception Racing		Nick Moss		Joe Osborne		McLaren 720 S GT3	PROAM	2:03.001	170.3
3	15:06:23.918	11:23.918	47	AKM Motorsport		Alexander Moiseev		Loris Spinelli		Mercedes AMG GT3 - 2020	PROAM	2:01.936	171.8
6	15:12:31.108	17:31.108	47	AKM Motorsport		Alexander Moiseev		Loris Spinelli		Mercedes AMG GT3 - 2020	PROAM	2:01.919	171.9
8	15:18:47.454	23:47.454	88	JP Motorsport		Patryk Krupinski		Christian Klien		McLaren 720 S GT3	PROAM	2:01.756	172.1
13	15:31:54.338	36:54.338	48	Winward		Markus Sattler		Nico Bastian		Mercedes AMG GT3 - 2020	PROAM	2:01.495	172.5



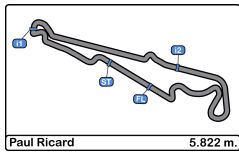


Paul Ricard
International GT Open
Free Practice - 3
Event Best Maximum Speed



N°	Entrant/Team	Nat	Driver 1	Nat	Driver 2	Nat	Vehicle	Cat	Km/h	Session
4	Team Lazarus	ITA	Ivan Peklin	UKR	Jordan Pepper	ZAF	Bentley Continental GT3	PRO	246.0	Free Practice - 2
88	JP Motorsport	POL	Patryk Krupinski	POL	Christian Klien	AUT	McLaren 720 S GT3	PROAM	245.4	Free Practice - 2
11	Reno Racing	DNK	Jens Reno Moller	DNK	Marcus Paverud	NOR	Honda NSX GT3 Evo	PROAM	243.2	Free Practice - 1
6	Boutsen Ginion	BEL	François Grimm	CHE			Lamborghini Gallardo Reiter R-EX	AM	243.2	Free Practice - 3
77	Lechner Racing	AUT	Al Faisal Al Zubair	OMN	Andy Soucek	ESP	Porsche 911 GT3-R II 2019	PRO	242.6	Free Practice - 2
14	AKM Motorsport	SMR	Florian Scholze	DEU	Jens Liebhauser	DEU	Mercedes AMG GT3 - 2020	AM	242.6	Free Practice - 3
47	AKM Motorsport	SMR	Alexander Moiseev	RUS	Loris Spinelli	ITA	Mercedes AMG GT3 - 2020	PROAM	242.1	Free Practice - 2
7	Inception Racing	GBR	Brendan Iribe	USA	Ollie Millroy	GBR	McLaren 720 S GT3	PROAM	241.6	Free Practice - 2
72	Inception Racing	GBR	Nick Moss	GBR	Joe Osborne	GBR	McLaren 720 S GT3	PROAM	241.6	Free Practice - 3
15	Twin Busch by Equipe Vitesse	DEU	Mario Hirsch	DEU	Dominik Schraml	DEU	Mercedes AMG GT3 - 2020	PROAM	241.6	Free Practice - 3
48	Winward	DEU	Markus Sattler	DEU	Nico Bastian	DEU	Mercedes AMG GT3 - 2020	PROAM	241.0	Free Practice - 1
22	Balfe Motorsport	GBR	Shaun Balfe	GBR	Adam Carroll	GBR	Audi R8 GT3 LMS 2019	PROAM	238.9	Free Practice - 1
8	Barone Rampante	ITA	Giuseppe Cipriani	ITA			Lamborghini Huracan GT3 EVO	AM	238.4	Free Practice - 3
19	Vincenzo Sospiri Racing	ITA	Baptiste Moulin	BEL	Yuki Nemoto	JPN	Lamborghini Huracan GT3 EVO	PRO	237.8	Free Practice - 2
63	Vincenzo Sospiri Racing	ITA	Michele Beretta	ITA	Frederik Schandorff	DNK	Lamborghini Huracan GT3 EVO	PRO	237.3	Free Practice - 2
17	HP Racing International	DEU	Coach McKansy	DEU	Jan Seyffert	DEU	Lamborghini Huracan GT3 EVO	AM	236.8	Free Practice - 1





Paul Ricard
International GT Open
Free Practice - 3
Pit Stop Analysis



6 François Grimm AM Boutsen Ginion
 Lamborghini Gallardo Reiter R-EX

Nr.	In Day Time	In Time	Out Time	Pit Time	T. Pit Time	Handicap	Penalty
1	15:12:22.466	15:12:22.466	15:18:33.168	6:10.702	6:10.702		
2	15:29:20.581	15:29:20.581	15:37:36.205	8:15.624	14:26.326		

7 Brendan Iribe PROAM Inception Racing
 Ollie Millroy McLaren 720 S GT3

Nr.	In Day Time	In Time	Out Time	Pit Time	T. Pit Time	Handicap	Penalty
1	15:14:52.576	15:14:52.576	15:16:16.214	1:23.638	1:23.638		
2	15:22:44.298	15:22:44.298	15:30:39.592	7:55.294	9:18.932		

8 Giuseppe Cipriani AM Barone Rampante
 Lamborghini Huracan GT3 EVO

Nr.	In Day Time	In Time	Out Time	Pit Time	T. Pit Time	Handicap	Penalty
1	15:00:22.712	15:00:22.712	15:01:02.045	39.333	39.333		
2	15:13:39.881	15:13:39.881	15:16:54.384	3:14.503	3:53.836		
3	15:23:11.642	15:23:11.642	15:24:23.489	1:11.847	5:05.683		

14 Florian Scholze AM AKM Motorsport
 Jens Liebhauser Mercedes AMG GT3 - 2020

Nr.	In Day Time	In Time	Out Time	Pit Time	T. Pit Time	Handicap	Penalty
1	14:59:43.769	14:59:43.769	15:00:49.111	1:05.342	1:05.342		
2	15:13:14.576	15:13:14.576	15:14:51.784	1:37.208	2:42.550		
3	15:25:14.089	15:25:14.089	15:28:18.640	3:04.551	5:47.101		
4	15:47:06.634	15:47:06.634	15:53:17.070	6:10.436	11:57.537		

22 Shaun Balfe PROAM Balfe Motorsport
 Adam Carroll Audi R8 GT3 LMS 2019

Nr.	In Day Time	In Time	Out Time	Pit Time	T. Pit Time	Handicap	Penalty
1	15:21:16.328	15:21:16.328	15:22:33.538	1:17.210	1:17.210		
2	15:47:37.050	15:47:37.050	15:48:54.750	1:17.700	2:34.910		

48 Markus Sattler PROAM Winward
 Nico Bastian Mercedes AMG GT3 - 2020

Nr.	In Day Time	In Time	Out Time	Pit Time	T. Pit Time	Handicap	Penalty
1	15:20:41.173	15:20:41.173	15:24:32.473	3:51.300	3:51.300		
2	15:38:00.230	15:38:00.230	15:40:18.447	2:18.217	6:09.517		

63 Michele Beretta PRO Vincenzo Sospiri Racing
 Frederik Schandorff Lamborghini Huracan GT3 EVO

Nr.	In Day Time	In Time	Out Time	Pit Time	T. Pit Time	Handicap	Penalty
1	15:14:27.486	15:14:27.486	15:15:48.516	1:21.030	1:21.030		
2	15:24:02.880	15:24:02.880	15:25:22.535	1:19.655	2:40.685		
3	15:33:38.797	15:33:38.797	15:34:53.166	1:14.369	3:55.054		

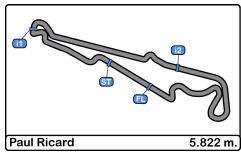
72 Nick Moss PROAM Inception Racing
 Joe Osborne McLaren 720 S GT3

Nr.	In Day Time	In Time	Out Time	Pit Time	T. Pit Time	Handicap	Penalty
1	15:02:15.484	15:02:15.484	15:03:33.068	1:17.584	1:17.584		
2	15:27:46.611	15:27:46.611	15:32:05.088	4:18.477	5:36.061		
3	15:40:45.185	15:40:45.185	15:42:01.752	1:16.567	6:52.628		
4	15:44:04.561	15:44:04.561	15:45:21.023	1:16.462	8:09.090		

77 Al Faisal Al Zubair PRO Lechner Racing
 Andy Soucek Porsche 911 GT3-R II 2019

Nr.	In Day Time	In Time	Out Time	Pit Time	T. Pit Time	Handicap	Penalty
1	15:18:52.643	15:18:52.643	15:19:57.913	1:05.270	1:05.270		
2	15:43:16.208	15:43:16.208	15:44:18.903	1:02.695	2:07.965		

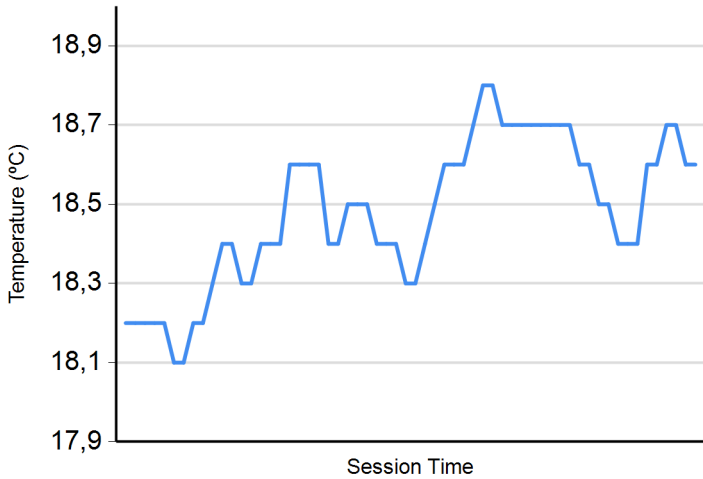




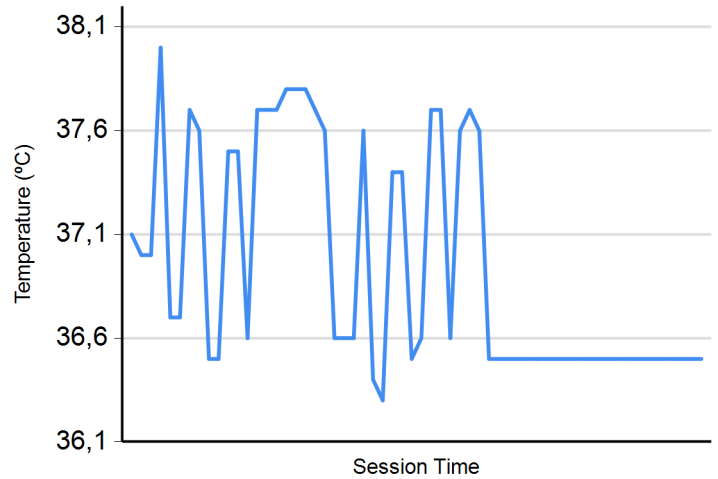
Paul Ricard
International GT Open
Free Practice - 3
Weather Report



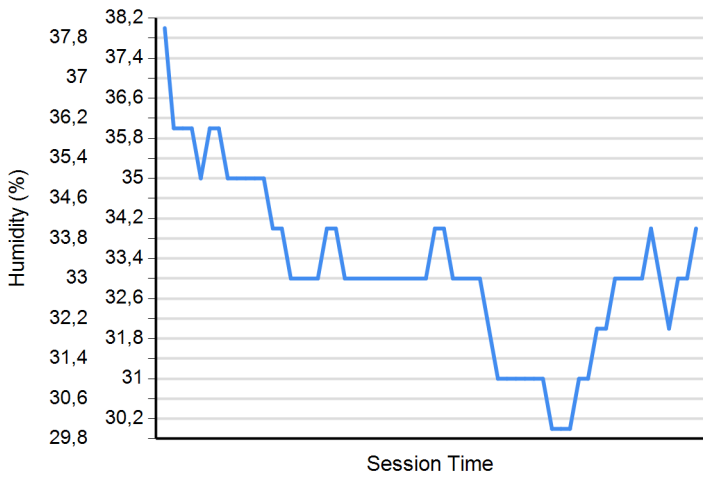
Air Temperature



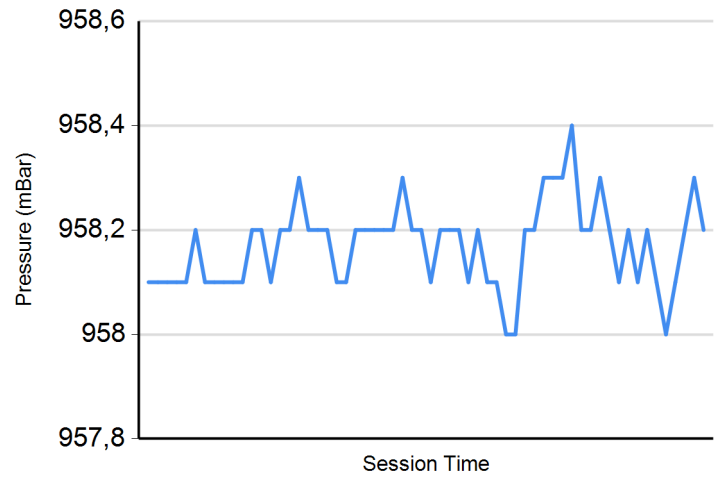
Track Temperature



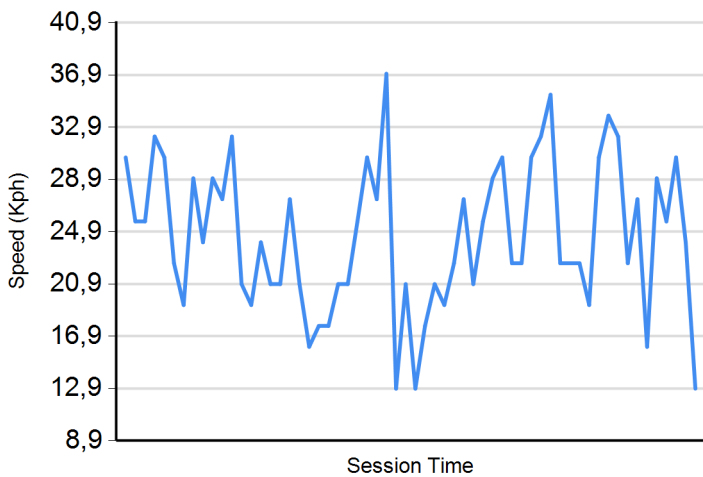
Humidity



Pressure



Wind Speed



Wind direction

North = 0°/360° Est = 90° South = 180° West = 270°

