

Paul Ricard
International GT Open
Free Practice - 2
Provisional Results



Paul Ricard 5.822 m

Cls	N°	Entrant/Team	Nat	Driver 1	Nat	Driver 2	Nat	Vehicle	Cat	Cls	Laps	Best	Time	Gap	Interval	Km/h
1	88	JP Motorsport		Patryk Krupinski		Christian Klien		McLaren 720 S GT3	PROAM	1	18	4	2:00.499			173.9
2	47	AKM Motorsport		Alexander Moiseev		Loris Spinelli		Mercedes AMG GT3 - 2020	PROAM	2	22	3	2:00.522	0.023	0.023	173.9
3	48	Winward		Markus Sattler		Nico Bastian		Mercedes AMG GT3 - 2020	PROAM	3	21	3	2:00.879	0.380	0.357	173.3
4	4	Team Lazarus		Ivan Peklin		Jordan Pepper		Bentley Continental GT3	PRO	1	20	18	2:01.269	0.770	0.390	172.8
5	77	Lechner Racing		Al Faisal Al Zubair		Andy Soucek		Porsche 911 GT3-R II 2019	PRO	2	22	8	2:01.874	1.375	0.605	171.9
6	7	Inception Racing		Brendan Iribe		Ollie Millroy		McLaren 720 S GT3	PROAM	4	24	9	2:01.878	1.379	0.004	171.9
7	63	Vincenzo Sospiri Racing		Michele Beretta		Frederik Schandorff		Lamborghini Huracan GT3 EVO	PRO	3	19	2	2:02.120	1.621	0.242	171.6
8	72	Inception Racing		Nick Moss		Joe Osborne		McLaren 720 S GT3	PROAM	5	24	3	2:02.176	1.677	0.056	171.5
9	22	Balfe Motorsport		Shaun Balfe		Adam Carroll		Audi R8 GT3 LMS 2019	PROAM	6	25	24	2:02.333	1.834	0.157	171.3
10	15	Twin Busch by Equipe Vitesse		Mario Hirsch		Dominik Schraml		Mercedes AMG GT3 - 2020	PROAM	7	26	20	2:02.575	2.076	0.242	170.9
11	14	AKM Motorsport		Florian Scholze		Jens Liebhauser		Mercedes AMG GT3 - 2020	AM	1	17	16	2:02.860	2.361	0.285	170.5
12	19	Vincenzo Sospiri Racing		Baptiste Moulin		Yuki Nemoto		Lamborghini Huracan GT3 EVO	PRO	4	9	9	2:02.895	2.396	0.035	170.5
13	11	Reno Racing		Jens Reno Moller		Marcus Paverud		Honda NSX GT3 Evo	PROAM	8	9	6	2:03.090	2.591	0.195	170.2
14	17	HP Racing International		Coach McKansy		Jan Seyffert		Lamborghini Huracan GT3 EVO	AM	2	25	16	2:04.344	3.845	1.254	168.5
15	8	Barone Rampante		Giuseppe Cipriani				Lamborghini Huracan GT3 EVO	AM	3	17	16	2:04.453	3.954	0.109	168.4
16	6	Boutsen Ginion		François Grimm				Lamborghini Gallardo Reiter R-EX	AM	4	21	3	2:06.930	6.431	2.477	165.1

*** PENALTIES**

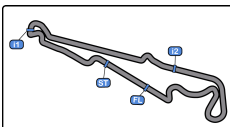
- CAR 47 TIME 2:15.952 DELETED TRACK LIMITS AT T 10
- CAR 72 TIME 2:01.726 DELETED TRACK LIMITS AT T 10
- CAR 47 TIME 2:06.176 DELETED TRACK LIMITS AT T 10
- CAR 47 TIME 2:10.832 DELETED TRACK LIMITS AT T 10
- CAR 15 TIME 2:09.805 DELETED TRACK LIMITS AT T 10
- CAR 47 TIME 2:05.100 DELETED TRACK LIMITS AT T 10
- CAR 63 TIME 2:18.931 DELETED TRACK LIMITS AT T 10
- CAR 47 TIME 2:05.535 DELETED TRACK LIMITS AT T 10
- CAR 14 TIME 3:48.974 DELETED TRACK LIMITS AT T 10
- CAR 47 TIME 2:05.077 DELETED TRACK LIMITS AT T 10
- CAR 17 TIME 2:13.443 DELETED TRACK LIMITS AT T 10
- CAR 47 TIME 2:05.388 DELETED TRACK LIMITS AT T 10
- CAR 14 TIME 2:10.915 DELETED TRACK LIMITS AT T 10

Published at:.....

Track Temp: 34.0 °C Air Temp: 16.9 °C Humidity: 49 % Track Status: DRY

Stewards:	Race Director:	Timekeeper: Luis Angel Garcia Nuñez JOB/I-0020-ESP
------------------	-----------------------	--





Paul Ricard
International GT Open
Free Practice - 2



Provisional Results

Paul Ricard 5.822 m

- CAR 47 TIME 2:06.250 DELETED TRACK LIMITS AT T 10
- CAR 17 TIME 2:05.140 DELETED TRACK LIMITS AT T 10
- CAR 63 TIME 2:19.596 DELETED TRACK LIMITS AT T 10
- CAR 47 TIME 2:07.406 DELETED TRACK LIMITS AT T 10
- CAR 4 TIME 2:12.959 DELETED TRACK LIMITS AT T 10
- CAR 47 TIME 2:06.869 DELETED TRACK LIMITS AT T 10
- CAR 47 TIME 2:08.249 DELETED TRACK LIMITS AT T 10
- CAR 17 TIME 2:06.498 DELETED TRACK LIMITS AT T 10
- CAR 14 TIME 2:03.567 DELETED TRACK LIMITS AT T 10
- CAR 63 TIME 2:03.333 DELETED TRACK LIMITS AT T 10
- CAR 17 TIME 2:06.230 DELETED TRACK LIMITS AT T 10
- CAR 17 TIME 2:06.800 DELETED TRACK LIMITS AT T 10
- CAR 48 TIME 2:08.153 DELETED TRACK LIMITS AT T 10
- CAR 14 TIME 4:39.968 DELETED TRACK LIMITS AT T 10
- CAR 48 TIME 2:05.565 DELETED TRACK LIMITS AT T 10
- CAR 77 TIME 2:09.502 DELETED TRACK LIMITS AT T 10
- CAR 77 TIME 2:01.699 DELETED TRACK LIMITS AT T 10
- CAR 63 TIME 2:02.679 DELETED TRACK LIMITS AT T 10
- CAR 63 TIME 2:02.036 DELETED TRACK LIMITS AT T 10
- CAR 4 TIME 2:02.198 DELETED TRACK LIMITS AT T 10
- CAR 14 TIME 2:02.720 DELETED TRACK LIMITS AT T 10
- CAR 63 TIME 2:02.292 DELETED TRACK LIMITS AT T 10
- CAR 63 TIME 2:02.440 DELETED TRACK LIMITS AT T 10
- CAR 72 TIME 2:02.470 DELETED TRACK LIMITS AT T 10

Published at:.....

Track Temp: **34.0 °C** Air Temp: **16.9 °C** Humidity: **49 %** Track Status: **DRY**

Stewards:

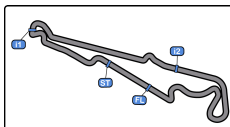
Race Director:

Timekeeper:

Luís Angel García Nuñez

JOB/I-0020-ESP





Paul Ricard
International GT Open
Free Practice - 2



Provisional Results by Class

Paul Ricard 5.822 m

Cls	N°	Entrant/Team	Nat	Driver 1	Nat	Driver 2	Nat	Vehicle	Cat	Cls	Laps	Best	Time	Gap	Interval	Km/h
PROAM																
1	88	JP Motorsport		Patryk Krupinski		Christian Klien		McLaren 720 S GT3	PROAM	1	18	4	2:00.499			173.9
2	47	AKM Motorsport		Alexander Moiseev		Loris Spinelli		Mercedes AMG GT3 - 2020	PROAM	2	22	3	2:00.522	0.023	0.023	173.9
3	48	Winward		Markus Sattler		Nico Bastian		Mercedes AMG GT3 - 2020	PROAM	3	21	3	2:00.879	0.380	0.357	173.3
4	7	Inception Racing		Brendan Iribe		Ollie Millroy		McLaren 720 S GT3	PROAM	4	24	9	2:01.878	1.379	0.999	171.9
5	72	Inception Racing		Nick Moss		Joe Osborne		McLaren 720 S GT3	PROAM	5	24	3	2:02.176	1.677	0.298	171.5
6	22	Balfe Motorsport		Shaun Balfe		Adam Carroll		Audi R8 GT3 LMS 2019	PROAM	6	25	24	2:02.333	1.834	0.157	171.3
7	15	Twin Busch by Equipe Vitesse		Mario Hirsch		Dominik Schraml		Mercedes AMG GT3 - 2020	PROAM	7	26	20	2:02.575	2.076	0.242	170.9
8	11	Reno Racing		Jens Reno Moller		Marcus Paverud		Honda NSX GT3 Evo	PROAM	8	9	6	2:03.090	2.591	0.515	170.2
PRO																
1	4	Team Lazarus		Ivan Peklin		Jordan Pepper		Bentley Continental GT3	PRO	1	20	18	2:01.269			172.8
2	77	Lechner Racing		Al Faisal Al Zubair		Andy Soucek		Porsche 911 GT3-R II 2019	PRO	2	22	8	2:01.874	0.605	0.605	171.9
3	63	Vincenzo Sospiri Racing		Michele Beretta		Frederik Schandorff		Lamborghini Huracan GT3 EVO	PRO	3	19	2	2:02.120	0.851	0.246	171.6
4	19	Vincenzo Sospiri Racing		Baptiste Moulin		Yuki Nemoto		Lamborghini Huracan GT3 EVO	PRO	4	9	9	2:02.895	1.626	0.775	170.5
AM																
1	14	AKM Motorsport		Florian Scholze		Jens Liebhauser		Mercedes AMG GT3 - 2020	AM	1	17	16	2:02.860			170.5
2	17	HP Racing International		Coach McKansy		Jan Seyffert		Lamborghini Huracan GT3 EVO	AM	2	25	16	2:04.344	1.484	1.484	168.5
3	8	Barone Rampante		Giuseppe Cipriani				Lamborghini Huracan GT3 EVO	AM	3	17	16	2:04.453	1.593	0.109	168.4
4	6	Boutsen Ginion		François Grimm				Lamborghini Gallardo Reiter R-EX	AM	4	21	3	2:06.930	4.070	2.477	165.1

*** PENALTIES**

- CAR 47 TIME 2:15.952 DELETED TRACK LIMITS AT T 10
- CAR 72 TIME 2:01.726 DELETED TRACK LIMITS AT T 10
- CAR 47 TIME 2:06.176 DELETED TRACK LIMITS AT T 10
- CAR 47 TIME 2:10.832 DELETED TRACK LIMITS AT T 10
- CAR 15 TIME 2:09.805 DELETED TRACK LIMITS AT T 10
- CAR 47 TIME 2:05.100 DELETED TRACK LIMITS AT T 10
- CAR 63 TIME 2:18.931 DELETED TRACK LIMITS AT T 10
- CAR 47 TIME 2:05.535 DELETED TRACK LIMITS AT T 10
- CAR 14 TIME 3:48.974 DELETED TRACK LIMITS AT T 10
- CAR 47 TIME 2:05.077 DELETED TRACK LIMITS AT T 10
- CAR 17 TIME 2:13.443 DELETED TRACK LIMITS AT T 10

Published at:.....

Track Temp: 34.0 °C Air Temp: 16.9 °C Humidity: 49 % Track Status: DRY

Stewards:

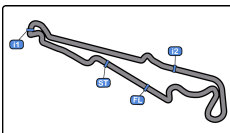
Race Director:

Timekeeper:

Luís Angel García Nuñez

JOB/I-0020-ESP





Paul Ricard
International GT Open
Free Practice - 2



Provisional Results by Class

Paul Ricard 5.822 m

- CAR 47 TIME 2:05.388 DELETED TRACK LIMITS AT T 10
- CAR 14 TIME 2:10.915 DELETED TRACK LIMITS AT T 10
- CAR 47 TIME 2:06.250 DELETED TRACK LIMITS AT T 10
- CAR 17 TIME 2:05.140 DELETED TRACK LIMITS AT T 10
- CAR 63 TIME 2:19.596 DELETED TRACK LIMITS AT T 10
- CAR 47 TIME 2:07.406 DELETED TRACK LIMITS AT T 10
- CAR 4 TIME 2:12.959 DELETED TRACK LIMITS AT T 10
- CAR 47 TIME 2:06.869 DELETED TRACK LIMITS AT T 10
- CAR 47 TIME 2:08.249 DELETED TRACK LIMITS AT T 10
- CAR 17 TIME 2:06.498 DELETED TRACK LIMITS AT T 10
- CAR 14 TIME 2:03.567 DELETED TRACK LIMITS AT T 10
- CAR 63 TIME 2:03.333 DELETED TRACK LIMITS AT T 10
- CAR 17 TIME 2:06.230 DELETED TRACK LIMITS AT T 10
- CAR 17 TIME 2:06.800 DELETED TRACK LIMITS AT T 10
- CAR 48 TIME 2:08.153 DELETED TRACK LIMITS AT T 10
- CAR 14 TIME 4:39.968 DELETED TRACK LIMITS AT T 10
- CAR 48 TIME 2:05.565 DELETED TRACK LIMITS AT T 10
- CAR 77 TIME 2:09.502 DELETED TRACK LIMITS AT T 10
- CAR 77 TIME 2:01.699 DELETED TRACK LIMITS AT T 10
- CAR 63 TIME 2:02.679 DELETED TRACK LIMITS AT T 10
- CAR 63 TIME 2:02.036 DELETED TRACK LIMITS AT T 10
- CAR 4 TIME 2:02.198 DELETED TRACK LIMITS AT T 10
- CAR 14 TIME 2:02.720 DELETED TRACK LIMITS AT T 10
- CAR 63 TIME 2:02.292 DELETED TRACK LIMITS AT T 10
- CAR 63 TIME 2:02.440 DELETED TRACK LIMITS AT T 10
- CAR 72 TIME 2:02.470 DELETED TRACK LIMITS AT T 10

Published at:.....

Track Temp: **34.0 °C** Air Temp: **16.9 °C** Humidity: **49 %** Track Status: **DRY**

Stewards:

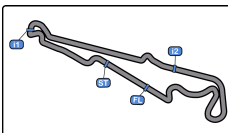
Race Director:

Timekeeper:

Luís Angel García Nuñez

JOB/I-0020-ESP





Paul Ricard
International GT Open
Free Practice - 2
Provisional Results by Category



Cls	N°	Entrant/Team	Nat	Driver 1	Nat	Driver 2	Nat	Vehicle	Cat	Cls	Laps	Best	Time	Gap	Interval	Km/h
International GT Open																
1	88	JP Motorsport	POL	Patryk Krupinski	POL	Christian Klien	AUT	McLaren 720 S GT3	PROAM	1	18	4	2:00.499			173.9
2	47	AKM Motorsport	SMR	Alexander Moiseev	RUS	Loris Spinelli	ITA	Mercedes AMG GT3 - 2020	PROAM	2	22	3	2:00.522	0.023	0.023	173.9
3	48	Winward	DEU	Markus Sattler	DEU	Nico Bastian	DEU	Mercedes AMG GT3 - 2020	PROAM	3	21	3	2:00.879	0.380	0.357	173.3
4	4	Team Lazarus	ITA	Ivan Peklin	UKR	Jordan Pepper	ZAF	Bentley Continental GT3	PRO	1	20	18	2:01.269	0.770	0.390	172.8
5	77	Lechner Racing	AUT	Al Faisal Al Zubair	OMN	Andy Soucek	ESP	Porsche 911 GT3-R II 2019	PRO	2	22	8	2:01.874	1.375	0.605	171.9
6	7	Inception Racing	GBR	Brendan Iribe	USA	Ollie Millroy	GBR	McLaren 720 S GT3	PROAM	4	24	9	2:01.878	1.379	0.004	171.9
7	63	Vincenzo Sospiri Racing	ITA	Michele Beretta	ITA	Frederik Schandorff	DNK	Lamborghini Huracan GT3 EVO	PRO	3	19	2	2:02.120	1.621	0.242	171.6
8	72	Inception Racing	GBR	Nick Moss	GBR	Joe Osborne	GBR	McLaren 720 S GT3	PROAM	5	24	3	2:02.176	1.677	0.056	171.5
9	22	Balfe Motorsport	GBR	Shaun Balfe	GBR	Adam Carroll	GBR	Audi R8 GT3 LMS 2019	PROAM	6	25	24	2:02.333	1.834	0.157	171.3
10	15	Twin Busch by Equipe Vitesse	DEU	Mario Hirsch	DEU	Dominik Schraml	DEU	Mercedes AMG GT3 - 2020	PROAM	7	26	20	2:02.575	2.076	0.242	170.9
11	14	AKM Motorsport	SMR	Florian Scholze	DEU	Jens Liebhauser	DEU	Mercedes AMG GT3 - 2020	AM	1	17	16	2:02.860	2.361	0.285	170.5
12	19	Vincenzo Sospiri Racing	ITA	Baptiste Moulin	BEL	Yuki Nemoto	JPN	Lamborghini Huracan GT3 EVO	PRO	4	9	9	2:02.895	2.396	0.035	170.5
13	11	Reno Racing	DNK	Jens Reno Moller	DNK	Marcus Paverud	NOR	Honda NSX GT3 Evo	PROAM	8	9	6	2:03.090	2.591	0.195	170.2
14	17	HP Racing International	DEU	Coach McKansy	DEU	Jan Seyffert	DEU	Lamborghini Huracan GT3 EVO	AM	2	25	16	2:04.344	3.845	1.254	168.5
15	8	Barone Rampante	ITA	Giuseppe Cipriani	ITA			Lamborghini Huracan GT3 EVO	AM	3	17	16	2:04.453	3.954	0.109	168.4
16	6	Boutsen Ginion	BEL	François Grimm	CHE			Lamborghini Gallardo Reiter R-EX	AM	4	21	3	2:06.930	6.431	2.477	165.1

*** PENALTIES**

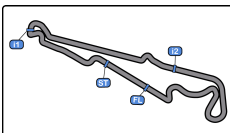
- CAR 47 TIME 2:15.952 DELETED TRACK LIMITS AT T 10
- CAR 72 TIME 2:01.726 DELETED TRACK LIMITS AT T 10
- CAR 47 TIME 2:06.176 DELETED TRACK LIMITS AT T 10
- CAR 47 TIME 2:10.832 DELETED TRACK LIMITS AT T 10
- CAR 15 TIME 2:09.805 DELETED TRACK LIMITS AT T 10
- CAR 47 TIME 2:05.100 DELETED TRACK LIMITS AT T 10
- CAR 63 TIME 2:18.931 DELETED TRACK LIMITS AT T 10
- CAR 47 TIME 2:05.535 DELETED TRACK LIMITS AT T 10
- CAR 14 TIME 3:48.974 DELETED TRACK LIMITS AT T 10
- CAR 47 TIME 2:05.077 DELETED TRACK LIMITS AT T 10
- CAR 17 TIME 2:13.443 DELETED TRACK LIMITS AT T 10
- CAR 47 TIME 2:05.388 DELETED TRACK LIMITS AT T 10
- CAR 14 TIME 2:10.915 DELETED TRACK LIMITS AT T 10

Published at:.....

Track Temp: **34.0 °C** Air Temp: **16.9 °C** Humidity: **49 %** Track Status: **DRY**

Stewards:	Race Director:	Timekeeper: Luis Angel Garcia Nuñez <i>[Signature]</i> JOB/I-0020-ESP
------------------	-----------------------	--





Paul Ricard
International GT Open
Free Practice - 2



Provisional Results by Category

Paul Ricard 5.822 m

- CAR 47 TIME 2:06.250 DELETED TRACK LIMITS AT T 10
- CAR 17 TIME 2:05.140 DELETED TRACK LIMITS AT T 10
- CAR 63 TIME 2:19.596 DELETED TRACK LIMITS AT T 10
- CAR 47 TIME 2:07.406 DELETED TRACK LIMITS AT T 10
- CAR 4 TIME 2:12.959 DELETED TRACK LIMITS AT T 10
- CAR 47 TIME 2:06.869 DELETED TRACK LIMITS AT T 10
- CAR 47 TIME 2:08.249 DELETED TRACK LIMITS AT T 10
- CAR 17 TIME 2:06.498 DELETED TRACK LIMITS AT T 10
- CAR 14 TIME 2:03.567 DELETED TRACK LIMITS AT T 10
- CAR 63 TIME 2:03.333 DELETED TRACK LIMITS AT T 10
- CAR 17 TIME 2:06.230 DELETED TRACK LIMITS AT T 10
- CAR 17 TIME 2:06.800 DELETED TRACK LIMITS AT T 10
- CAR 48 TIME 2:08.153 DELETED TRACK LIMITS AT T 10
- CAR 14 TIME 4:39.968 DELETED TRACK LIMITS AT T 10
- CAR 48 TIME 2:05.565 DELETED TRACK LIMITS AT T 10
- CAR 77 TIME 2:09.502 DELETED TRACK LIMITS AT T 10
- CAR 77 TIME 2:01.699 DELETED TRACK LIMITS AT T 10
- CAR 63 TIME 2:02.679 DELETED TRACK LIMITS AT T 10
- CAR 63 TIME 2:02.036 DELETED TRACK LIMITS AT T 10
- CAR 4 TIME 2:02.198 DELETED TRACK LIMITS AT T 10
- CAR 14 TIME 2:02.720 DELETED TRACK LIMITS AT T 10
- CAR 63 TIME 2:02.292 DELETED TRACK LIMITS AT T 10
- CAR 63 TIME 2:02.440 DELETED TRACK LIMITS AT T 10
- CAR 72 TIME 2:02.470 DELETED TRACK LIMITS AT T 10

Published at:.....

Track Temp: **34.0 °C** Air Temp: **16.9 °C** Humidity: **49 %** Track Status: **DRY**

Stewards:

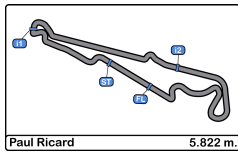
Race Director:

Timekeeper:

Luís Angel García Nuñez

JOB/I-0020-ESP





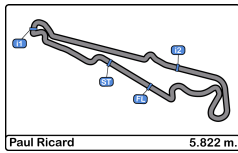
Paul Ricard
International GT Open
Free Practice - 2
Lap Analysis



4							7								
1 Ivan Peklin Bentley Continental GT3							1 Brendan Iribe McLaren 720 S GT3								
PRO 2 Jordan Pepper Team Lazarus							PROAM 2 Ollie Millroy Inception Racing								
Lap	D	Time	Sector 1	Sector 2	Sector 3	T. Spd	Elapsed	Lap	D	Time	Sector 1	Sector 2	Sector 3	T. Spd	Elapsed
1		11:39:27.208	11:37:44.808	42.044	1:00.356	141.3	11:39:27.208	1		11:37:18.309	11:35:43.821	39.517	54.971	144.1	11:37:18.309
2		2:17.543	36.159	41.744	59.640	241.6	11:41:44.751	2		2:04.027	34.117	37.156	52.754	237.3	11:39:22.336
3		2:03.110	33.871	37.137	52.102	244.3	11:43:47.861	3		2:04.178	34.311	37.167	52.700	238.4	11:41:26.514
4		2:02.391	33.653	36.847	51.891	245.4	11:45:50.252	4		2:03.169	33.980	36.973	52.216	238.9	11:43:29.683
5		2:02.498	33.758	36.755	51.685	244.8	11:47:52.450	5		2:43.911 P	38.441	50.463	1:15.007	238.9	11:46:13.594
6		2:02.410	33.697	36.731	51.982	246.0	11:49:54.860	6		3:39.454	2:10.566	37.225	51.663	137.2	11:49:53.048
7		2:08.613 P	33.558	36.678	58.377	246.0	11:52:03.473	7		2:02.494	33.798	36.977	51.719	238.9	11:51:55.542
8		4:10.748	2:36.777	40.510	53.461	90.8	11:56:14.221	8		2:02.154	33.779	36.750	51.625	241.0	11:53:57.696
9		2:03.546	34.373	36.991	52.182	242.6	11:58:17.767	9		2:01.878	33.548	36.851	51.479	238.9	11:55:59.574
10		2:03.265	33.631	37.124	52.510	246.0	12:00:21.032	10		2:08.173 P	33.560	36.782	57.831	238.9	11:58:07.747
11		2:02.715	33.907	36.780	52.028	243.2	12:02:23.747	11		5:26.845	3:48.265	43.605	54.975	121.4	12:03:34.592
12		2:03.740	33.856	37.721	52.163	244.8	12:04:27.487	12		2:10.100	33.746	36.760	59.594	241.0	12:05:44.692
13		2:02.738	33.815	36.970	51.953	244.8	12:06:30.225	13		2:02.244	33.644	36.741	51.859	240.5	12:07:46.936
14		2:02.051	33.745	36.709	51.597	244.3	12:08:32.276	14		2:12.084 P	33.619	36.903	1:01.562	241.0	12:09:59.020
15		2:12.959 P	33.960	37.414	1:01.585	244.8	12:10:45.235	15		3:54.423	2:25.566	36.918	51.939	150.6	12:13:53.443
16		3:22.853	1:41.592	42.993	58.268	139.8	12:14:08.088	16		2:09.261 P	33.851	36.980	58.430	241.6	12:16:02.704
17		2:01.793	33.660	36.784	51.349	244.8	12:16:09.881	17		4:31.921	3:01.518	37.612	52.791	147.7	12:20:34.625
18		2:01.269	33.453	36.472	51.344	244.3	12:18:11.150	18		2:18.382 P	34.757	37.174	1:06.451	240.0	12:22:53.007
19		2:01.406	33.438	36.659	51.309	244.8	12:20:12.556	19		5:18.440	3:47.570	37.561	53.309	140.0	12:28:11.447
20		2:12.908 P	33.558	38.230	1:01.120	243.7	12:22:25.464	20		2:04.461	34.538	37.116	52.807	239.4	12:30:15.908

6							8								
1 François Grimm Lamborghini Gallardo Reiter R-EX							1 Giuseppe Cipriani Lamborghini Huracan GT3 EVO								
AM 2 Boutsen Ginion							AM 2 Barone Rampante								
Lap	D	Time	Sector 1	Sector 2	Sector 3	T. Spd	Elapsed	Lap	D	Time	Sector 1	Sector 2	Sector 3	T. Spd	Elapsed
1		11:37:21.450	11:35:47.304	38.948	55.198	137.0	11:37:21.450	1		11:52:07.356	11:50:34.762	38.282	54.312	107.0	11:52:07.356
2		2:07.129	35.436	37.814	53.879	240.5	11:39:28.579	2		2:05.200	34.680	37.659	52.861	237.8	11:54:12.556
3		2:06.930	35.664	37.682	53.584	242.1	11:41:35.509	3		2:08.875	34.456	37.891	56.528	235.2	11:56:21.431
4		2:27.455	35.161	57.812	54.482	241.6	11:44:02.964	4		2:05.307	34.574	37.883	52.850	235.8	11:58:26.738
5		2:08.732	35.662	38.434	54.636	240.5	11:46:11.696	5		2:04.730	34.225	37.515	52.990	237.8	12:00:31.468
6		2:09.698	35.723	38.211	55.764	241.0	11:48:21.394	6		2:17.006 P	36.403	39.094	1:01.509	216.0	12:02:48.474
7		2:08.041	35.552	38.223	54.266	242.6	11:50:29.435	7		9:37.023	8:05.531	38.177	53.315	147.1	12:12:25.497
8		2:07.682	35.319	38.092	54.271	242.1	11:52:37.117	8		2:05.340	34.622	37.875	52.843	234.2	12:14:30.837
9		2:18.757 P	35.671	38.681	1:04.405	241.0	11:54:55.874	9		2:06.621	35.628	37.988	53.005	206.8	12:16:37.458
10		9:04.888	7:28.676	41.087	55.125	140.9	12:04:00.762	10		2:04.721	34.426	37.391	52.904	235.2	12:18:42.179
11		2:08.218	35.433	38.101	54.684	241.0	12:06:08.980	11		2:16.373 P	34.540	37.537	1:04.296	235.8	12:20:58.552
12		2:07.887	35.311	38.244	54.332	240.0	12:08:16.867	12		6:45.805	5:13.286	39.556	52.963	148.5	12:27:44.357
13		2:07.296	35.485	37.857	53.954	240.0	12:10:24.163	13		2:05.169	34.643	37.638	52.888	234.2	12:29:49.526
14		2:07.664	36.012	37.737	53.915	240.0	12:12:31.827	14		2:04.621	34.148	37.622	52.851	234.7	12:31:54.147
15		2:14.808	35.037	37.760	1:02.011	242.6	12:14:46.635	15		2:04.945	34.345	37.660	52.940	233.2	12:33:59.092
16		2:07.591	35.703	37.896	53.992	237.3	12:16:54.226	16		2:04.453	34.267	37.442	52.744	232.7	12:36:03.545
17		2:07.538	35.244	37.713	54.581	241.0	12:19:01.764	17		2:37.006 P	38.660	43.561	1:14.785	224.0	12:38:40.551
18		2:07.205	35.323	37.614	54.268	240.0	12:21:08.969								
19		2:09.473	35.321	38.746	55.406	241.6	12:23:18.442								
20		2:07.800	35.570	37.973	54.257	241.0	12:25:26.242								
21		2:20.845 P	36.011	39.227	1:05.607	241.0	12:27:47.087								



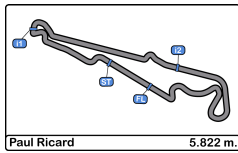


Paul Ricard
International GT Open
Free Practice - 2
Lap Analysis



11							15								
1 Jens Reno Moller			Honda NSX GT3 Evo				1 Mario Hirsch			Mercedes AMG GT3 - 2020					
PROAM			Reno Racing				PROAM			Twin Busch by Equipe Vitesse					
Lap	D	Time	Sector 1	Sector 2	Sector 3	T. Spd	Elapsed	Lap	D	Time	Sector 1	Sector 2	Sector 3	T. Spd	Elapsed
1		11:37:19.777	11:35:45.533	39.255	54.989	147.3	11:37:19.777	1		11:37:33.091	11:35:51.884	44.273	56.934	120.9	11:37:33.091
2		2:04.223	34.108	37.270	52.845	241.0	11:39:24.000	2		2:08.882	35.349	39.811	53.722	230.7	11:39:41.973
3		2:03.414	33.742	37.018	52.654	241.0	11:41:27.414	3		2:04.589	34.463	37.365	52.761	236.8	11:41:46.562
4		2:03.157	33.791	36.966	52.400	241.6	11:43:30.571	4		2:03.489	33.848	37.400	52.241	240.0	11:43:50.051
5		2:13.017	38.198	40.640	54.179	187.8	11:45:43.588	5		2:11.240	34.006	36.829	1:00.405	238.4	11:46:01.291
6		2:03.090	33.795	37.198	52.097	241.0	11:47:46.678	6		2:02.939	34.025	37.092	51.822	237.8	11:48:04.230
7		2:03.673	34.297	37.320	52.056	241.6	11:49:50.351	7		2:10.650 P	33.688	37.114	59.848	240.0	11:50:14.880
8		2:04.502	33.645	38.504	52.353	240.5	11:51:54.853	8		4:39.384	3:01.829	41.027	56.528	139.5	11:54:54.264
9		2:05.305	35.120	37.459	52.726	241.6	11:54:00.158	9		2:12.586	36.465	40.175	55.946	236.8	11:57:06.850
10			33.870	38.148		240.5		10		2:09.256	35.646	39.489	54.121	238.9	11:59:16.106
14							11								
1 Florian Scholze			Mercedes AMG GT3 - 2020				12			2:07.212					
AM			AKM Motorsport				12			2:06.588					
Lap	D	Time	Sector 1	Sector 2	Sector 3	T. Spd	Elapsed	Lap	D	Time	Sector 1	Sector 2	Sector 3	T. Spd	Elapsed
1		11:43:37.230	11:41:58.932	42.328	55.970	149.1	11:43:37.230	11		2:07.212	35.374	38.339	53.499	241.0	12:01:23.318
2		2:14.504	33.966	45.272	55.266	240.5	11:45:51.734	12		2:06.588	35.035	38.342	53.211	237.8	12:03:29.906
3		2:02.720	33.922	37.060	51.738	241.0	11:47:54.454	13		2:06.487	34.869	38.300	53.318	238.9	12:05:36.393
4		2:02.977	33.861	36.781	52.335	242.1	11:49:57.431	14		2:06.111	35.056	37.813	53.242	237.8	12:07:42.504
5		2:03.022	34.002	36.858	52.162	240.0	11:52:00.453	15		2:10.038	34.786	38.451	56.801	237.8	12:09:52.542
6		2:10.598 P	33.716	36.999	59.883	242.1	11:54:11.051	16		2:14.569 P	35.018	38.044	1:01.507	237.3	12:12:07.111
7		4:39.968	3:10.324	37.451	52.193	150.6	11:58:51.019	17		4:35.308	3:05.935	37.300	52.073	149.5	12:16:42.419
8		2:04.354	34.071	37.480	52.803	241.0	12:00:55.373	18		2:03.108	33.927	37.084	52.097	239.4	12:18:45.527
9		2:09.567	34.220	36.844	52.503	238.4	12:02:58.940	19		2:07.244	33.772	36.717	56.755	239.4	12:20:52.771
10		2:08.241	34.065	36.804	57.372	240.5	12:05:07.181	20		2:02.575	33.725	36.892	51.958	237.3	12:22:55.346
11		2:25.210 P	34.372	50.909	59.929	241.0	12:07:32.391	21		2:03.235	34.438	36.960	51.837	240.0	12:24:58.581
12		4:55.526	3:25.927	37.183	52.416	150.4	12:12:27.917	22		2:09.806 P	33.739	36.826	59.240	238.4	12:27:08.386
13		2:03.185	33.974	37.015	52.196	240.0	12:14:31.102	23		3:41.578	2:09.718	38.374	53.486	148.9	12:30:49.964
14		2:40.945 P	34.183	36.887	59.845	240.5	12:16:42.017	24		2:10.246	36.839	39.557	53.850	239.4	12:33:00.210
15		3:48.974	2:19.160	37.357	52.457	149.1	12:20:30.991	25		2:06.690	35.187	37.823	53.680	237.3	12:35:06.900
16		2:02.860	33.943	37.035	51.882	239.4	12:22:33.851	26		2:19.225 P	36.693	41.127	1:01.405	237.8	12:37:26.125
17		2:11.475 P	33.913	37.955	59.607	241.0	12:24:45.326	17							
1 Coach McKansy			Lamborghini Huracan GT3 EVO				AM			2 Jan Seyffert					
			HP Racing International				Lap			D					
Lap	D	Time	Sector 1	Sector 2	Sector 3	T. Spd	Elapsed	Lap	D	Time	Sector 1	Sector 2	Sector 3	T. Spd	Elapsed
1		11:39:04.119	11:37:29.518	39.879	54.722	140.0	11:39:04.119	1		11:39:04.119	11:37:29.518	39.879	54.722	140.0	11:39:04.119
2		2:07.400	35.188	38.038	54.174	234.2	11:41:11.519	2		2:07.400	35.188	38.038	54.174	234.2	11:41:11.519
3		2:06.600	34.916	38.015	53.669	235.2	11:43:18.119	3		2:06.600	34.916	38.015	53.669	235.2	11:43:18.119
4		2:06.711	35.043	37.741	53.927	235.2	11:45:24.830	4		2:06.711	35.043	37.741	53.927	235.2	11:45:24.830
5		2:06.793	34.955	37.988	53.850	234.7	11:47:31.623	5		2:06.793	34.955	37.988	53.850	234.7	11:47:31.623
6		2:13.817 P	35.147	37.910	1:00.760	235.2	11:49:45.440	6		2:13.817 P	35.147	37.910	1:00.760	235.2	11:49:45.440
7		4:24.260	2:52.465	37.959	53.836	146.5	11:54:09.700	7		4:24.260	2:52.465	37.959	53.836	146.5	11:54:09.700
8		2:07.523	34.897	38.539	54.087	233.7	11:56:17.223	8		2:07.523	34.897	38.539	54.087	233.7	11:56:17.223
9		2:06.843	35.014	37.879	53.950	234.2	11:58:24.066	9		2:06.843	35.014	37.879	53.950	234.2	11:58:24.066
10		2:06.800	34.731	38.154	53.915	235.8	12:00:30.866	10		2:06.800	34.731	38.154	53.915	235.8	12:00:30.866
11		2:06.230	34.957	37.827	53.446	233.2	12:02:37.096	11		2:06.230	34.957	37.827	53.446	233.2	12:02:37.096
12		2:06.498	34.945	37.956	53.597	234.7	12:04:43.594	12		2:06.498	34.945	37.956	53.597	234.7	12:04:43.594
13		2:16.431 P	35.619	38.727	1:02.085	236.3	12:07:00.025	13		2:16.431 P	35.619	38.727	1:02.085	236.3	12:07:00.025
14		4:36.551	3:04.358	38.527	53.666	143.8	12:11:36.576	14		4:36.551	3:04.358	38.527	53.666	143.8	12:11:36.576
15		2:06.440	34.671	37.757	52.712	234.7	12:13:41.716	15		2:06.440	34.671	37.757	52.712	234.7	12:13:41.716
16		2:04.344	34.233	37.527	52.584	235.2	12:15:46.060	16		2:04.344	34.233	37.527	52.584	235.2	12:15:46.060
17		2:13.443	34.105	37.555	1:01.783	234.7	12:17:59.503	17		2:13.443	34.105	37.555	1:01.783	234.7	12:17:59.503
18		2:13.522 P	34.806	37.654	1:01.062	234.2	12:20:13.025	18		2:13.522 P	34.806	37.654	1:01.062	234.2	12:20:13.025
19		5:01.906	3:28.356	39.219	54.331	51.4	12:25:14.931	19		5:01.906	3:28.356	39.219	54.331	51.4	12:25:14.931
20		2:05.770	34.719	37.837	53.214	233.2	12:27:20.701	20		2:05.770	34.719	37.837	53.214	233.2	12:27:20.701
21		2:04.998	34.476	37.649	52.873	233.2	12:29:25.699	21		2:04.998	34.476	37.649	52.873	233.2	12:29:25.699
22		2:06.524	34.229	38.547	53.748	233.7	12:31:32.223	22		2:06.524	34.229	38.547	53.748	233.7	12:31:32.223
23		2:05.666	34.553	37.745	53.368	234.2	12:33:37.889	23		2:05.666	34.553	37.745	53.368	234.2	12:33:37.889
24		2:05.700	34.528	37.946	53.226	232.7	12:35:43.589	24		2:05.700	34.528	37.946	53.226	232.7	12:35:43.589
25		2:25.248 P	35.577	43.033	1:06.638	234.2	12:38:08.837	25		2:25.248 P	35.577	43.033	1:06.638	234.2	12:38:08.837





Paul Ricard
International GT Open
Free Practice - 2
Lap Analysis



19 1 Baptiste Moulin Lamborghini Huracan GT3 EVO **47** 1 Alexander Moiseev Mercedes AMG GT3 - 2020
 PRO 2 Yuki Nemoto Vincenzo Sospiri Racing PROAM 2 Loris Spinelli AKM Motorsport

Lap	D	Time	Sector 1	Sector 2	Sector 3	T. Spd	Elapsed	Lap	D	Time	Sector 1	Sector 2	Sector 3	T. Spd	Elapsed
1		11:42:32.714 P			11:42:32.714		11:42:32.714	1		11:43:36.137	11:41:58.204	42.258	55.675	137.9	11:43:36.137
2		2:22.241	51.555	37.769	52.917	142.1	11:44:54.955	2		2:01.904	33.607	37.040	51.257	238.9	11:45:38.041
3		2:03.366	33.919	37.264	52.183	233.2	11:46:58.321	3		2:00.522	33.204	36.644	50.674	238.4	11:47:38.563
4		2:03.419	34.081	37.168	52.170	235.8	11:49:01.740	4		2:00.561	33.272	36.572	50.717	241.0	11:49:39.124
5		2:06.586	33.981	37.426	55.179	236.3	11:51:08.326	5		2:08.082 P	33.464	36.914	57.704	239.4	11:51:47.206
6		5:27.940 P	33.691	37.078	4:17.171	237.8	11:56:36.266	6		5:06.337	3:38.508	36.967	50.862	150.2	11:56:53.543
7		2:20.527	50.830	37.586	52.111	144.7	11:58:56.793	7		2:07.926 P	33.284	36.724	57.918	242.1	11:59:01.469
8		2:03.140	33.764	37.376	52.000	236.3	12:00:59.933	8		5:28.739	3:53.682	40.839	54.218	149.7	12:04:30.208
9		2:02.895	33.779	37.296	51.820	234.7	12:03:02.828	9		2:08.249	35.338	38.422	54.489	239.4	12:06:38.457
10			33.598	37.604		235.8		10		2:06.869	35.117	38.265	53.487	237.8	12:08:45.326

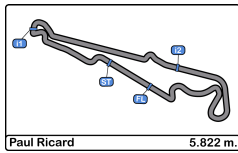
22 1 Shaun Balfe Audi R8 GT3 LMS 2019
 PROAM 2 Adam Carroll Balfe Motorsport

Lap	D	Time	Sector 1	Sector 2	Sector 3	T. Spd	Elapsed	Lap	D	Time	Sector 1	Sector 2	Sector 3	T. Spd	Elapsed
1		11:38:32.436	11:36:54.304	42.647	55.485	123.4	11:38:32.436	11		2:07.406	35.058	37.898	54.450	237.8	12:10:52.732
2		2:07.613	34.686	38.826	54.101	232.2	11:40:40.049	12		2:06.250	34.859	37.787	53.604	240.0	12:12:58.982
3		2:05.129	34.749	37.825	52.555	232.7	11:42:45.178	13		2:08.596	34.863	38.097	55.636	238.4	12:15:07.578
4		2:05.247	34.486	37.898	52.863	233.7	11:44:50.425	14		2:05.388	34.607	37.770	53.011	238.4	12:17:12.966
5		2:05.461	34.411	38.001	53.049	235.2	11:46:55.886	15		2:06.077	34.513	37.584	52.980	239.4	12:19:18.043
6		2:24.081 P	38.412	41.216	1:04.453	213.0	11:49:19.967	16		2:05.535	34.404	37.771	53.360	240.5	12:21:23.578
7		3:23.670	1:53.414	37.623	52.633	146.5	11:52:43.637	17		2:06.100	34.527	37.377	53.196	236.3	12:23:28.678
8		2:04.969	34.138	38.373	52.458	237.8	11:54:48.606	18		2:11.455	34.356	37.891	59.208	241.6	12:25:40.133
9		2:02.839	33.812	37.351	51.676	235.8	11:56:51.445	19		2:10.832	35.752	38.147	56.933	238.4	12:27:50.965
10		2:11.549	34.468	37.428	59.653	236.3	11:59:02.994	20		2:05.746	34.899	37.716	53.131	237.8	12:29:56.711
11		2:03.097	33.891	37.255	51.951	237.3	12:01:06.091	21		2:06.176	34.743	37.626	53.807	240.5	12:32:02.887

48 1 Markus Sattler Mercedes AMG GT3 - 2020
 PROAM 2 Nico Bastian Winward

Lap	D	Time	Sector 1	Sector 2	Sector 3	T. Spd	Elapsed	Lap	D	Time	Sector 1	Sector 2	Sector 3	T. Spd	Elapsed
1		11:38:03.881	11:36:34.392	38.305	51.184	142.6	11:38:03.881	1		11:38:03.881	11:36:34.392	38.305	51.184	142.6	11:38:03.881
2		2:01.336	33.547	36.756	51.033	236.8	11:40:05.217	2		2:01.336	33.547	36.756	51.033	236.8	11:40:05.217
3		2:00.879	33.364	36.606	50.909	238.9	11:42:06.096	3		2:00.879	33.364	36.606	50.909	238.9	11:42:06.096
4		2:01.072	33.413	36.629	51.030	239.4	11:44:07.168	4		2:01.072	33.413	36.629	51.030	239.4	11:44:07.168
5		5:06.192 P	33.718	36.758	3:55.716	241.0	11:49:13.360	5		5:06.192 P	33.718	36.758	3:55.716	241.0	11:49:13.360
6		2:26.985	54.857	38.703	53.425	146.5	11:51:40.345	6		2:26.985	54.857	38.703	53.425	146.5	11:51:40.345
7		2:04.851	34.454	37.245	53.152	238.4	11:53:45.196	7		2:04.851	34.454	37.245	53.152	238.4	11:53:45.196
8		2:06.566	34.292	37.469	53.804	237.3	11:55:50.761	8		2:06.566	34.292	37.469	53.804	237.3	11:55:50.761
9		2:08.153	34.604	37.236	56.313	237.3	11:57:58.914	9		2:08.153	34.604	37.236	56.313	237.3	11:57:58.914
10		2:04.964	34.924	37.251	52.789	239.4	12:00:03.878	10		2:04.964	34.924	37.251	52.789	239.4	12:00:03.878
11		2:04.633	34.222	37.484	52.927	238.4	12:02:08.511	11		2:04.633	34.222	37.484	52.927	238.4	12:02:08.511
12		6:25.823 P	34.974	37.790	5:13.059	238.4	12:08:34.334	12		6:25.823 P	34.974	37.790	5:13.059	238.4	12:08:34.334
13		2:23.159	50.921	37.619	54.619	147.3	12:10:57.493	13		2:23.159	50.921	37.619	54.619	147.3	12:10:57.493
14		2:04.653	34.353	37.512	52.788	237.8	12:13:02.146	14		2:04.653	34.353	37.512	52.788	237.8	12:13:02.146
15		2:04.354	34.292	37.415	52.647	238.9	12:15:06.500	15		2:04.354	34.292	37.415	52.647	238.9	12:15:06.500
16		2:04.397	34.265	37.435	52.697	237.3	12:17:10.897	16		2:04.397	34.265	37.435	52.697	237.3	12:17:10.897
17		2:04.078	34.011	37.466	52.601	237.3	12:19:14.975	17		2:04.078	34.011	37.466	52.601	237.3	12:19:14.975
18		3:00.886 P	34.211	37.556	1:49.119	236.8	12:22:15.861	18		3:00.886 P	34.211	37.556	1:49.119	236.8	12:22:15.861
19		2:19.320	51.084	36.838	51.398	147.3	12:24:35.181	19		2:19.320	51.084	36.838	51.398	147.3	12:24:35.181
20		2:01.891	33.862	36.704	51.325	238.4	12:26:37.072	20		2:01.891	33.862	36.704	51.325	238.4	12:26:37.072
21		2:01.909	33.595	36.998	51.316	239.4	12:28:38.981	21		2:01.909	33.595	36.998	51.316	239.4	12:28:38.981
22								22			33.833	36.639		238.4	





Paul Ricard
International GT Open
Free Practice - 2
Lap Analysis



63

1 Michele Beretta
 Lamborghini Huracan GT3 EVO
 Vincenzo Sospiri Racing

Lap	D	Time	Sector 1	Sector 2	Sector 3	T. Spd	Elapsed
1		11:40:55.806	11:39:21.116	42.380	52.310	137.9	11:40:55.806
2		2:02.120	33.564	37.104	51.452	234.7	11:42:57.926
3		2:02.440	33.632	37.287	51.521	235.8	11:45:00.366
4		2:02.292	33.663	37.315	51.314	235.2	11:47:02.658
5		2:02.036	33.567	37.036	51.433	237.3	11:49:04.694
6		2:02.679	33.709	37.236	51.734	235.2	11:51:07.373
7		3:14.805 P	33.648	37.119	2:04.038	237.3	11:54:22.178
8		2:20.086	49.980	37.441	52.665	145.5	11:56:42.264
9		2:04.251	34.484	37.379	52.388	234.2	11:58:46.515
10		2:02.889	33.797	37.125	51.967	236.3	12:00:49.404
11		2:03.333	33.916	37.146	52.271	233.7	12:02:52.737
12		2:05.300	33.805	38.883	52.612	234.7	12:04:58.037
13		6:09.204 P	33.505	37.167	4:58.532	236.8	12:11:07.241
14		2:19.596	49.848	37.740	52.008	145.5	12:13:26.837
15		2:02.971	33.740	37.138	52.093	234.2	12:15:29.808
16		2:02.955	33.736	37.165	52.054	233.7	12:17:32.763
17		3:44.276 P	33.732	37.108	2:33.436	235.2	12:21:17.039
18		2:19.934	49.533	37.405	51.993	147.3	12:23:35.970
19		2:03.029	33.669	37.253	52.107	236.8	12:25:38.999
20			33.703	37.166		235.2	

72

1 Nick Moss
 McLaren 720 S GT3
 Inception Racing

Lap	D	Time	Sector 1	Sector 2	Sector 3	T. Spd	Elapsed
1		11:37:14.159	11:35:40.518	39.793	53.848	133.3	11:37:14.159
2		2:02.470	33.881	37.093	51.496	235.2	11:39:16.629
3		2:02.176	33.650	37.073	51.453	237.3	11:41:18.805
4		2:07.704 P	33.702	37.010	56.992	238.4	11:43:26.509
5		4:47.354	3:14.182	37.161	56.011	149.3	11:48:13.863
6		2:02.261	33.683	36.959	51.619	241.0	11:50:16.124
7		2:08.572 P	33.850	36.952	57.770	241.0	11:52:24.696
8		4:43.457	3:12.672	37.622	53.163	148.5	11:57:08.153
9		2:05.387	34.879	37.888	52.620	239.4	11:59:13.540
10		2:04.436	34.459	37.067	52.910	240.5	12:01:17.976
11		2:05.365	35.317	37.275	52.773	237.8	12:03:23.341
12		2:04.530	34.578	37.166	52.786	239.4	12:05:27.871
13		2:04.089	34.334	37.031	52.724	240.0	12:07:31.960
14		2:12.890 P	34.497	37.327	1:01.066	238.9	12:09:44.850
15		4:31.185	3:00.614	37.562	53.009	151.2	12:14:16.035
16		2:04.151	34.617	37.117	52.417	239.4	12:16:20.186
17		2:03.672	34.184	37.147	52.341	239.4	12:18:23.858
18		2:03.645	34.105	36.917	52.623	241.0	12:20:27.503
19		2:03.912	33.960	37.274	52.678	238.9	12:22:31.415
20		2:06.326	36.174	37.328	52.824	240.0	12:24:37.741
21		2:12.085 P	34.368	37.099	1:00.618	239.4	12:26:49.826
22		3:21.789	1:53.307	36.850	51.632	148.7	12:30:11.615
23		2:04.726	33.453	36.739	51.534	240.0	12:32:13.341
24		2:07.956 P	33.561	36.701	57.694	238.9	12:34:21.297

77

1 Al Faisal Al Zubair
 Porsche 911 GT3-R II 2019
 Lechner Racing

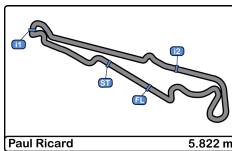
Lap	D	Time	Sector 1	Sector 2	Sector 3	T. Spd	Elapsed
1		11:40:07.585	11:38:34.590	38.026	54.969	143.8	11:40:07.585
2		2:02.231	33.956	36.636	51.639	241.6	11:42:09.816
3		2:02.412	33.916	36.922	51.574	242.1	11:44:12.228
4		4:52.919 P	33.839	36.910	3:42.170	242.6	11:49:05.147
5		2:20.887	49.882	37.854	53.151	149.7	11:51:26.034
6		2:04.699	33.677	36.894	51.128	241.6	11:53:27.733
7		2:09.502	33.496	36.841	59.165	240.5	11:55:37.235
8		2:01.874	33.680	36.849	51.345	238.9	11:57:39.109
9		5:52.889 P	34.896	37.547	4:40.446	241.6	12:03:31.998
10		2:20.995	49.949	37.418	53.628	150.2	12:05:52.993
11		2:03.388	33.559	37.028	52.801	238.9	12:07:56.381
12		2:02.016	33.562	37.058	51.396	240.0	12:09:58.397
13		3:36.046 P	34.654	38.524	2:22.868	239.4	12:13:34.443
14		2:20.770	51.369	37.332	52.069	150.2	12:15:55.213
15		2:03.307	34.375	37.020	51.912	237.8	12:17:58.520
16		2:03.323	34.263	36.966	52.094	238.9	12:20:01.843
17		2:03.303	34.181	37.014	52.108	238.4	12:22:05.146
18		2:03.200	33.852	37.493	51.855	239.4	12:24:08.346
19		2:03.764	34.518	37.200	52.046	239.4	12:26:12.110
20		2:02.646	34.012	37.153	51.481	239.4	12:28:14.756
21		2:02.523	34.072	36.892	51.559	239.4	12:30:17.279
22		2:03.781	34.154	37.090	52.537	241.0	12:32:21.060
23			34.333	37.486		238.4	

88

1 Patryk Krupinski
 McLaren 720 S GT3
 JP Motorsport

Lap	D	Time	Sector 1	Sector 2	Sector 3	T. Spd	Elapsed
1		11:38:55.500	11:37:22.399	38.422	54.679	137.5	11:38:55.500
2		2:00.740	33.378	36.298	51.064	243.7	11:40:56.240
3		2:16.060	37.465	41.074	57.521	245.4	11:43:12.300
4		2:00.499	33.352	36.267	50.880	245.4	11:45:12.799
5		5:46.267 P	35.544	38.316	4:32.407	244.3	11:50:59.066
6		2:23.919	53.562	37.528	52.829	152.3	11:53:22.985
7		2:03.634	34.371	37.037	52.226	242.6	11:55:26.619
8		2:04.053	34.352	36.978	52.723	242.1	11:57:30.672
9		2:02.306	33.625	36.730	51.951	244.8	11:59:32.978
10		2:02.752	33.792	36.908	52.052	244.8	12:01:35.730
11		6:05.495 P	33.898	58.518	4:33.079	243.2	12:07:41.225
12		2:27.562	52.089	36.937	58.536	152.3	12:10:08.787
13		2:03.736	34.310	36.864	52.562	242.6	12:12:12.523
14		2:07.684	34.105	37.139	56.440	242.6	12:14:20.207
15		2:02.892	33.948	36.928	52.016	242.6	12:16:23.099
16		2:02.203	33.655	36.764	51.784	244.3	12:18:25.302
17		2:02.812	33.856	36.528	52.428	244.3	12:20:28.114
18		10:37.276 P	34.838	36.958	9:25.480	239.4	12:31:05.390
19			51.562	37.398		149.7	



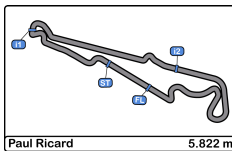


Paul Ricard
International GT Open
Free Practice - 2
Best Sectors Results



Sector - 1				Sector - 2				Sector - 3				Ideal Lap vs Best Lap				
Clas	Nº	Driver	Time	Nº	Driver	Time	Nº	Driver	Time	Clas	Nº	Driver	Ideal Lap	Best Lap	Clas	
1	47	Moiseev - Spinelli	33.204	88	Krupinski - Klien	36.267	47	Moiseev - Spinelli	50.674	1	47	Moiseev - Spinelli	2:00.450	2:00.522	2	
2	88	Krupinski - Klien	33.352	4	Peklin - Pepper	36.472	88	Krupinski - Klien	50.880	2	88	Krupinski - Klien	2:00.499	2:00.499	1	
3	48	Sattler - Bastian	33.364	47	Moiseev - Spinelli	36.572	48	Sattler - Bastian	50.909	3	48	Sattler - Bastian	2:00.879	2:00.879	3	
4	4	Peklin - Pepper	33.438	48	Sattler - Bastian	36.606	77	Al Zubair - Soucek	51.128	4	4	Peklin - Pepper	2:01.219	2:01.269	4	
5	72	Moss - Osborne	33.453	77	Al Zubair - Soucek	36.636	4	Peklin - Pepper	51.309	5	77	Al Zubair - Soucek	2:01.260	2:01.874	5	
6	77	Al Zubair - Soucek	33.496	72	Moss - Osborne	36.701	63	Beretta - Schandorff	51.314	6	72	Moss - Osborne	2:01.607	2:02.176	8	
7	63	Beretta - Schandorff	33.505	15	Hirsch - Schraml	36.717	22	Balfe - Carroll	51.344	7	7	Iribe - Millroy	2:01.768	2:01.878	6	
8	7	Iribe - Millroy	33.548	7	Iribe - Millroy	36.741	72	Moss - Osborne	51.453	8	63	Beretta - Schandorff	2:01.855	2:02.120	7	
9	19	Moulin - Nemoto	33.598	14	Scholze - Liebhauser	36.781	7	Iribe - Millroy	51.479	9	22	Balfe - Carroll	2:02.137	2:02.333	9	
10	11	Reno Moller - Paverud	33.645	11	Reno Moller - Paverud	36.966	14	Scholze - Liebhauser	51.738	10	15	Hirsch - Schraml	2:02.227	2:02.575	10	
11	15	Hirsch - Schraml	33.688	63	Beretta - Schandorff	37.036	19	Moulin - Nemoto	51.820	11	14	Scholze - Liebhauser	2:02.235	2:02.860	11	
12	22	Balfe - Carroll	33.716	22	Balfe - Carroll	37.077	15	Hirsch - Schraml	51.822	12	19	Moulin - Nemoto	2:02.496	2:02.895	12	
13	14	Scholze - Liebhauser	33.716	19	Moulin - Nemoto	37.078	11	Reno Moller - Paverud	52.056	13	11	Reno Moller - Paverud	2:02.667	2:03.090	13	
14	17	McKansy - Seyffert	34.105	8	Giuseppe Cipriani	37.391	17	McKansy - Seyffert	52.584	14	17	McKansy - Seyffert	2:04.216	2:04.344	14	
15	8	Giuseppe Cipriani	34.148	17	McKansy - Seyffert	37.527	8	Giuseppe Cipriani	52.744	15	8	Giuseppe Cipriani	2:04.283	2:04.453	15	
16	6	François Grimm	35.037	6	François Grimm	37.614	6	François Grimm	53.584	16	6	François Grimm	2:06.235	2:06.930	16	



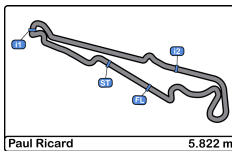


Paul Ricard
International GT Open
Free Practice - 2
Best 5 Lap Times



Cl	N°	Entrant/Team	Nat	Driver 1	Nat	Status	Driver 2	Nat	Status	Vehicle	Cat	Cl	Best 1		Best 2		Best 3		Best 4		Best 5	
													Time	Lap	Time	Lap	Time	Lap	Time	Lap	Time	Lap
1	88	JP Motorsport	POL	Patryk Krupinski	POL		Christian Klien	AUT		McLaren 720 S GT3	PROAM	1	2:00.499	4	2:00.740	2	2:02.203	16	2:02.306	9	2:02.752	10
2	47	AKM Motorsport	SMR	Alexander Moiseev	RUS		Loris Spinelli	ITA		Mercedes AMG GT3 - 2020	PROAM	2	2:00.522	3	2:00.561	4	2:01.904	2	2:05.746	20	2:07.926	7
3	48	Winward	DEU	Markus Sattler	DEU		Nico Bastian	DEU		Mercedes AMG GT3 - 2020	PROAM	3	2:00.879	3	2:01.072	4	2:01.336	2	2:01.891	20	2:01.909	21
4	4	Team Lazarus	ITA	Ivan Peklin	UKR		Jordan Pepper	ZAF		Bentley Continental GT3	PRO	1	2:01.269	18	2:01.406	19	2:01.793	17	2:02.051	14	2:02.391	4
5	77	Lechner Racing	AUT	Al Faisal Al Zubair	OMN		Andy Soucek	ESP		Porsche 911 GT3-R II 2019	PRO	2	2:01.874	8	2:02.016	12	2:02.231	2	2:02.412	3	2:02.523	21
6	7	Inception Racing	GBR	Brendan Iribe	USA		Ollie Millroy	GBR		McLaren 720 S GT3	PROAM	4	2:01.878	9	2:02.154	8	2:02.244	13	2:02.494	7	2:03.169	4
7	63	Vincenzo Sospiri Racing	ITA	Michele Beretta	ITA		Frederik Schandorff	DNK		Lamborghini Huracan GT3 EVO	PRO	3	2:02.120	2	2:02.889	10	2:02.955	16	2:02.971	15	2:03.029	19
8	72	Inception Racing	GBR	Nick Moss	GBR		Joe Osborne	GBR		McLaren 720 S GT3	PROAM	5	2:02.176	3	2:02.261	6	2:03.645	18	2:03.672	17	2:03.912	19
9	22	Balfe Motorsport	GBR	Shaun Balfe	GBR		Adam Carroll	GBR		Audi R8 GT3 LMS 2019	PROAM	6	2:02.333	24	2:02.540	22	2:02.568	23	2:02.839	9	2:03.072	21
10	15	Twin Busch by Equipe Vitesse	DEU	Mario Hirsch	DEU		Dominik Schraml	DEU		Mercedes AMG GT3 - 2020	PROAM	7	2:02.575	20	2:02.939	6	2:03.108	18	2:03.235	21	2:03.489	4
11	14	AKM Motorsport	SMR	Florian Scholze	DEU		Jens Liebhauser	DEU		Mercedes AMG GT3 - 2020	AM	1	2:02.860	16	2:02.977	4	2:03.022	5	2:03.185	13	2:04.354	8
12	19	Vincenzo Sospiri Racing	ITA	Baptiste Moulin	BEL		Yuki Nemoto	JPN		Lamborghini Huracan GT3 EVO	PRO	4	2:02.895	9	2:03.140	8	2:03.366	3	2:03.419	4	2:06.586	5
13	11	Reno Racing	DNK	Jens Reno Moller	DNK		Marcus Paverud	NOR		Honda NSX GT3 Evo	PROAM	8	2:03.090	6	2:03.157	4	2:03.414	3	2:03.673	7	2:04.223	2
14	17	HP Racing International	DEU	Coach McKansy	DEU		Jan Seyffert	DEU		Lamborghini Huracan GT3 EVO	AM	2	2:04.344	16	2:04.998	21	2:05.666	23	2:05.700	24	2:05.770	20
15	8	Barone Rampante	ITA	Giuseppe Cipriani	ITA					Lamborghini Huracan GT3 EVO	AM	3	2:04.453	16	2:04.621	14	2:04.721	10	2:04.730	5	2:04.945	15
16	6	Boutsen Ginion	BEL	François Grimm	CHE					Lamborghini Gallardo Reiter R-EX	AM	4	2:06.930	3	2:07.129	2	2:07.205	18	2:07.296	13	2:07.538	17





Paul Ricard
International GT Open
Free Practice - 2
Best 5 Top Speeds



Cl	N°	Entrant/Team	Nat	Driver 1	Nat	Driver 2	Nat	Vehicle	Cat	Cl	Top 1		Top 2		Top 3		Top 4		Top 5		
											Km/h	Lap	Km/h	Lap	Km/h	Lap	Km/h	Lap	Km/h	Lap	Km/h
1	4	Team Lazarus	ITA	Ivan Peklin	UKR	Jordan Pepper	AUT	Bentley Continental GT3	PRO	1	246.0	6	246.0	7	246.0	10	245.4	4	244.8	5	245.6
2	88	JP Motorsport	POL	Patryk Krupinski	POL	Christian Klien	AUT	McLaren 720 S GT3	PROAM	1	245.4	3	245.4	4	244.8	9	244.8	10	244.3	5	245.0
3	6	Boutsen Ginion	BEL	François Grimm	CHE			Lamborghini Gallardo Reiter R-EX	AM	1	242.6	7	242.6	15	242.1	3	242.1	8	241.6	4	242.2
4	77	Lechner Racing	AUT	Al Faisal Al Zubair	OMN	Andy Soucek	ESP	Porsche 911 GT3-R II 2019	PRO	2	242.6	4	242.1	3	241.6	2	241.6	6	241.6	9	241.9
5	14	AKM Motorsport	SMR	Florian Scholze	DEU	Jens Liebhauser	DEU	Mercedes AMG GT3 - 2020	AM	2	242.1	4	242.1	6	241.0	3	241.0	8	241.0	11	241.5
6	47	AKM Motorsport	SMR	Alexander Moiseev	RUS	Loris Spinelli	ITA	Mercedes AMG GT3 - 2020	PROAM	2	242.1	7	241.6	18	241.0	4	240.5	16	240.5	21	241.1
7	7	Inception Racing	GBR	Brendan Iribe	USA	Ollie Millroy	GBR	McLaren 720 S GT3	PROAM	3	241.6	16	241.0	8	241.0	12	241.0	14	240.5	13	241.0
8	11	Reno Racing	DNK	Jens Reno Moller	DNK	Marcus Paverud	NOR	Honda NSX GT3 Evo	PROAM	4	241.6	4	241.6	7	241.6	9	241.0	2	241.0	3	241.3
9	15	Twin Busch by Equipe Vitesse	DEU	Mario Hirsch	DEU	Dominik Schraml	DEU	Mercedes AMG GT3 - 2020	PROAM	5	241.0	11	240.0	4	240.0	7	240.0	21	239.4	18	240.1
10	48	Winward	DEU	Markus Sattler	DEU	Nico Bastian	DEU	Mercedes AMG GT3 - 2020	PROAM	6	241.0	5	239.4	4	239.4	10	239.4	21	238.9	3	239.6
11	72	Inception Racing	GBR	Nick Moss	GBR	Joe Osborne	GBR	McLaren 720 S GT3	PROAM	7	241.0	6	241.0	7	241.0	18	240.5	10	240.0	13	240.7
12	8	Barone Rampante	ITA	Giuseppe Cipriani	ITA			Lamborghini Huracan GT3 EVO	AM	3	237.8	2	237.8	5	235.8	4	235.8	11	235.2	3	236.5
13	19	Vincenzo Sospiri Racing	ITA	Baptiste Moulin	BEL	Yuki Nemoto	JPN	Lamborghini Huracan GT3 EVO	PRO	3	237.8	6	236.3	5	236.3	8	235.8	4	235.8	10	236.4
14	22	Balfe Motorsport	GBR	Shaun Balfe	GBR	Adam Carroll	GBR	Audi R8 GT3 LMS 2019	PROAM	8	237.8	8	237.8	12	237.3	11	237.3	23	236.8	13	237.4
15	63	Vincenzo Sospiri Racing	ITA	Michele Beretta	ITA	Frederik Schandorff	DNK	Lamborghini Huracan GT3 EVO	PRO	4	237.3	5	237.3	7	236.8	13	236.8	19	236.3	10	236.9
16	17	HP Racing International	DEU	Coach McKansy	DEU	Jan Seyffert	DEU	Lamborghini Huracan GT3 EVO	AM	4	236.3	13	235.8	10	235.2	3	235.2	4	235.2	6	235.6



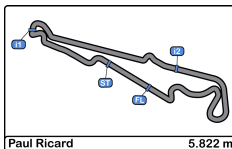


Paul Ricard
International GT Open
Free Practice - 2
Fastest Laps Sequence



Lap	Time of Day	Session Time	Nº	Entrant/Team	Nat	Driver 1	Nat	Driver 2	Nat	Vehicle	Cat	Time	Km/h
2	11:39:22.336	4:22.336	7	Inception Racing		Brendan Iribe		Ollie Millroy		McLaren 720 S GT3	PROAM	2:04.027	168.9
2	11:40:05.217	5:05.217	48	Winward		Markus Sattler		Nico Bastian		Mercedes AMG GT3 - 2020	PROAM	2:01.336	172.7
2	11:40:56.240	5:56.240	88	JP Motorsport		Patryk Krupinski		Christian Klien		McLaren 720 S GT3	PROAM	2:00.740	173.5
4	11:45:12.799	10:12.799	88	JP Motorsport		Patryk Krupinski		Christian Klien		McLaren 720 S GT3	PROAM	2:00.499	173.9



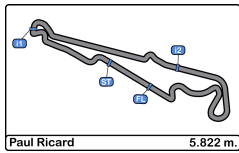


Paul Ricard
International GT Open
Free Practice - 2
Event Best Maximum Speed



Nº	Entrant/Team	Nat	Driver 1	Nat	Driver 2	Nat	Vehicle	Cat	Km/h	Session
4	Team Lazarus	ITA	Ivan Peklin	UKR	Jordan Pepper	ZAF	Bentley Continental GT3	PRO	246.0	Free Practice - 2
88	JP Motorsport	POL	Patryk Krupinski	POL	Christian Klien	AUT	McLaren 720 S GT3	PROAM	245.4	Free Practice - 2
11	Reno Racing	DNK	Jens Reno Moller	DNK	Marcus Paverud	NOR	Honda NSX GT3 Evo	PROAM	243.2	Free Practice - 1
77	Lechner Racing	AUT	Al Faisal Al Zubair	OMN	Andy Soucek	ESP	Porsche 911 GT3-R II 2019	PRO	242.6	Free Practice - 2
6	Boutsen Ginion	BEL	François Grimm	CHE			Lamborghini Gallardo Reiter R-EX	AM	242.6	Free Practice - 2
14	AKM Motorsport	SMR	Florian Scholze	DEU	Jens Liebhauser	DEU	Mercedes AMG GT3 - 2020	AM	242.1	Free Practice - 2
47	AKM Motorsport	SMR	Alexander Moiseev	RUS	Loris Spinelli	ITA	Mercedes AMG GT3 - 2020	PROAM	242.1	Free Practice - 2
7	Inception Racing	GBR	Brendan Iribé	USA	Ollie Millroy	GBR	McLaren 720 S GT3	PROAM	241.6	Free Practice - 2
48	Winward	DEU	Markus Sattler	DEU	Nico Bastian	DEU	Mercedes AMG GT3 - 2020	PROAM	241.0	Free Practice - 1
72	Inception Racing	GBR	Nick Moss	GBR	Joe Osborne	GBR	McLaren 720 S GT3	PROAM	241.0	Free Practice - 2
15	Twin Busch by Equipe Vitesse	DEU	Mario Hirsch	DEU	Dominik Schraml	DEU	Mercedes AMG GT3 - 2020	PROAM	241.0	Free Practice - 2
22	Balfe Motorsport	GBR	Shaun Balfe	GBR	Adam Carroll	GBR	Audi R8 GT3 LMS 2019	PROAM	238.9	Free Practice - 1
19	Vincenzo Sospiri Racing	ITA	Baptiste Moulin	BEL	Yuki Nemoto	JPN	Lamborghini Huracan GT3 EVO	PRO	237.8	Free Practice - 2
8	Barone Rampante	ITA	Giuseppe Cipriani	ITA			Lamborghini Huracan GT3 EVO	AM	237.8	Free Practice - 2
63	Vincenzo Sospiri Racing	ITA	Michele Beretta	ITA	Frederik Schandorff	DNK	Lamborghini Huracan GT3 EVO	PRO	237.3	Free Practice - 2
17	HP Racing International	DEU	Coach McKansy	DEU	Jan Seyffert	DEU	Lamborghini Huracan GT3 EVO	AM	236.8	Free Practice - 1





Paul Ricard
International GT Open
Free Practice - 2
Pit Stop Analysis



4 Ivan Peklin PRO Team Lazarus
 Jordan Pepper Bentley Continental GT3

Nr.	In Day Time	In Time	Out Time	Pit Time	T. Pit Time	Handicap	Penalty
1	11:51:55.170	11:51:55.170	11:54:00.573	2:05.403	2:05.403		

6 François Grimm AM Boutsen Ginio
 Lamborghini Gallardo Reiter R-EX

Nr.	In Day Time	In Time	Out Time	Pit Time	T. Pit Time	Handicap	Penalty
1	11:54:46.341	11:54:46.341	12:01:48.637	7:02.296	7:02.296		

7 Brendan Iribe PROAM Inception Racing
 Ollie Millroy McLaren 720 S GT3

Nr.	In Day Time	In Time	Out Time	Pit Time	T. Pit Time	Handicap	Penalty
1	11:46:04.686	11:46:04.686	11:47:47.331	1:42.645	1:42.645		
2	11:57:59.462	11:57:59.462	12:01:19.422	3:19.960	5:02.605		
3	12:09:50.720	12:09:50.720	12:11:51.560	2:00.840	7:03.445		
4	12:15:54.398	12:15:54.398	12:18:30.315	2:35.917	9:39.362		
5	12:22:44.730	12:22:44.730	12:26:06.143	3:21.413	13:00.775		

8 Giuseppe Cipriani AM Barone Rampante
 Lamborghini Huracan GT3 EVO

Nr.	In Day Time	In Time	Out Time	Pit Time	T. Pit Time	Handicap	Penalty
1	12:02:39.816	12:02:39.816	12:10:20.194	7:40.378	7:40.378		
2	12:20:49.848	12:20:49.848	12:25:38.686	4:48.838	12:29.216		

14 Florian Scholze AM AKM Motorsport
 Jens Liebhauser Mercedes AMG GT3 - 2020

Nr.	In Day Time	In Time	Out Time	Pit Time	T. Pit Time	Handicap	Penalty
1	11:54:02.708	11:54:02.708	11:56:48.174	2:45.466	2:45.466		
2	12:07:23.127	12:07:23.127	12:10:25.149	3:02.022	5:47.488		
3	12:16:33.374	12:16:33.374	12:18:27.942	1:54.568	7:42.056		

15 Mario Hirsch PROAM Twin Busch by Equipe Vitesse
 Dominik Schraml Mercedes AMG GT3 - 2020

Nr.	In Day Time	In Time	Out Time	Pit Time	T. Pit Time	Handicap	Penalty
1	11:50:06.617	11:50:06.617	11:52:39.300	2:32.683	2:32.683		
2	12:11:58.849	12:11:58.849	12:14:40.273	2:41.424	5:14.107		

17 Coach McKansy AM HP Racing International
 Jan Seyffert Lamborghini Huracan GT3 EVO

Nr.	In Day Time	In Time	Out Time	Pit Time	T. Pit Time	Handicap	Penalty
1	11:49:36.995	11:49:36.995	11:52:03.317	2:26.322	2:26.322		
2	12:06:51.582	12:06:51.582	12:09:28.713	2:37.131	5:03.453		
3	12:20:04.562	12:20:04.562	12:22:15.308	2:10.746	7:14.199		

19 Baptiste Moulin PRO Vincenzo Sospiri Racing
 Yuki Nemoto Lamborghini Huracan GT3 EVO

Nr.	In Day Time	In Time	Out Time	Pit Time	T. Pit Time	Handicap	Penalty
1	11:53:09.346	11:53:09.346	11:56:53.169	3:43.823	3:43.823		

22 Shaun Balfe PROAM Balfe Motorsport
 Adam Carroll Audi R8 GT3 LMS 2019

Nr.	In Day Time	In Time	Out Time	Pit Time	T. Pit Time	Handicap	Penalty
1	11:49:11.171	11:49:11.171	11:50:40.243	1:29.072	1:29.072		
2	12:05:13.652	12:05:13.652	12:07:52.269	2:38.617	4:07.689		
3	12:20:41.343	12:20:41.343	12:24:35.021	3:53.678	8:01.367		

47 Alexander Moiseev PROAM AKM Motorsport
 Loris Spinelli Mercedes AMG GT3 - 2020

Nr.	In Day Time	In Time	Out Time	Pit Time	T. Pit Time	Handicap	Penalty
1	11:51:38.924	11:51:38.924	11:54:52.391	3:13.467	3:13.467		
2	11:58:53.200	11:58:53.200	12:02:20.175	3:26.975	6:40.442		

48 Markus Sattler PROAM Winward
 Nico Bastian Mercedes AMG GT3 - 2020

Nr.	In Day Time	In Time	Out Time	Pit Time	T. Pit Time	Handicap	Penalty
1	11:46:08.484	11:46:08.484	11:49:30.138	3:21.654	3:21.654		
2	12:04:12.552	12:04:12.552	12:08:51.018	4:38.466	8:00.120		
3	12:21:17.804	12:21:17.804	12:22:32.746	1:14.942	9:15.062		

63 Michele Beretta PRO Vincenzo Sospiri Racing
 Frederik Schandorff Lamborghini Huracan GT3 EVO

Nr.	In Day Time	In Time	Out Time	Pit Time	T. Pit Time	Handicap	Penalty
1	11:53:07.676	11:53:07.676	11:54:39.072	1:31.396	1:31.396		
2	12:06:58.591	12:06:58.591	12:11:24.143	4:25.552	5:56.948		
3	12:19:39.646	12:19:39.646	12:21:33.925	1:54.279	7:51.227		

72 Nick Moss PROAM Inception Racing
 Joe Osborne McLaren 720 S GT3

Nr.	In Day Time	In Time	Out Time	Pit Time	T. Pit Time	Handicap	Penalty
1	11:43:18.267	11:43:18.267	11:46:07.587	2:49.320	2:49.320		
2	11:52:16.435	11:52:16.435	11:55:03.681	2:47.246	5:36.566		
3	12:09:36.551	12:09:36.551	12:12:12.302	2:35.751	8:12.317		
4	12:26:41.525	12:26:41.525	12:28:10.634	1:29.109	9:41.426		

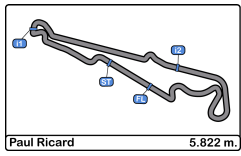
77 Al Faisal Al Zubair PRO Lechner Racing
 Andy Soucek Porsche 911 GT3-R II 2019

Nr.	In Day Time	In Time	Out Time	Pit Time	T. Pit Time	Handicap	Penalty
1	11:46:21.357	11:46:21.357	11:49:21.981	3:00.624	3:00.624		
2	11:59:41.622	11:59:41.622	12:03:48.819	4:07.197	7:07.821		
3	12:12:01.146	12:12:01.146	12:13:51.262	1:50.116	8:57.937		

88 Patryk Krupinski PROAM JP Motorsport
 Christian Klien McLaren 720 S GT3

Nr.	In Day Time	In Time	Out Time	Pit Time	T. Pit Time	Handicap	Penalty
1	11:47:18.042	11:47:18.042	11:51:18.330	4:00.288	4:00.288		
2	12:04:01.374	12:04:01.374	12:07:59.773	3:58.399	7:58.687		

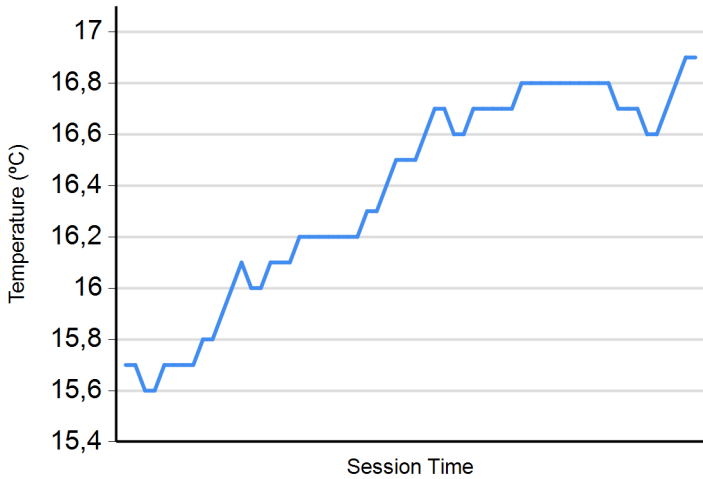




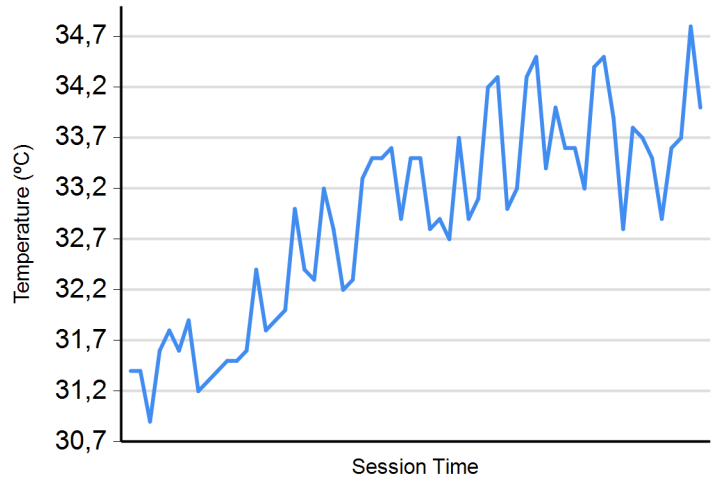
Paul Ricard
International GT Open
Free Practice - 2
Weather Report



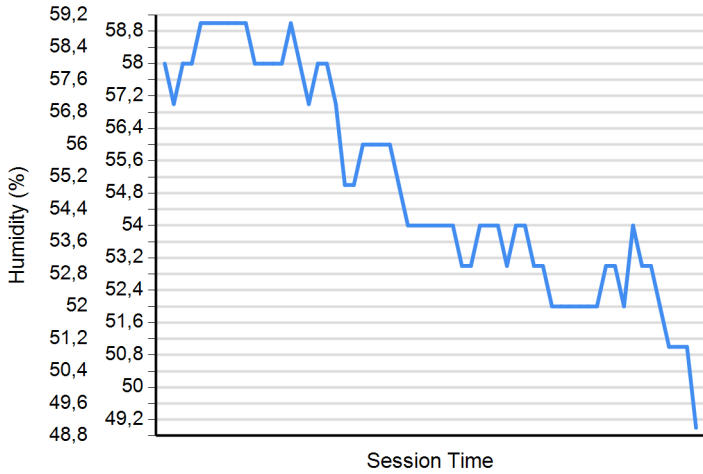
Air Temperature



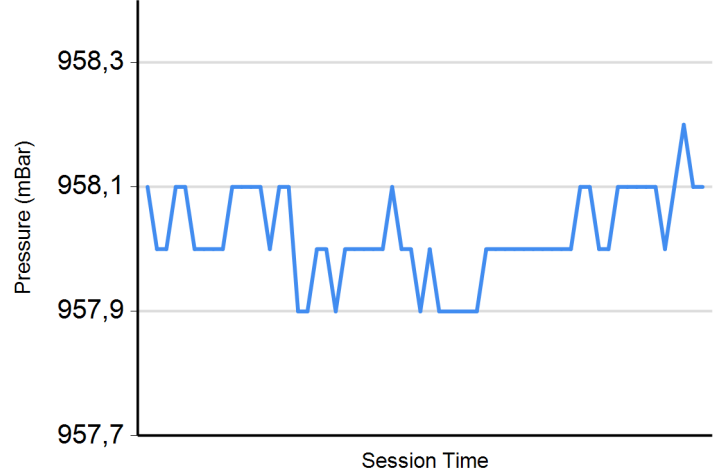
Track Temperature



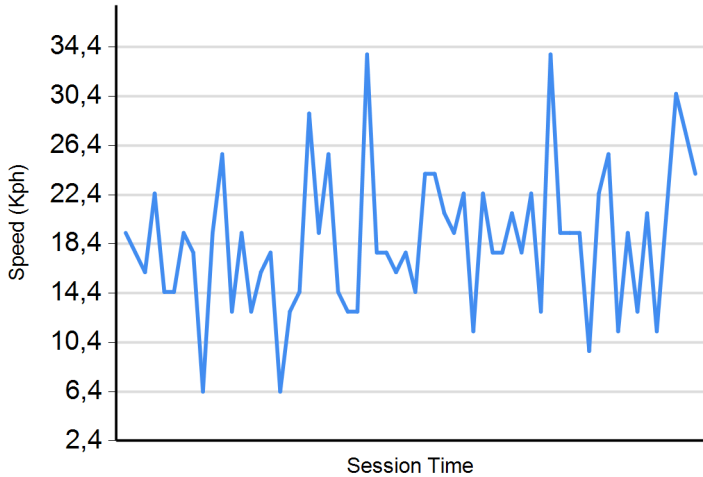
Humidity



Pressure



Wind Speed



Wind direction

North = 0°/360° Est = 90° South = 180° West = 270°

