



Formula Regional European Championship

Barcelona

31th October– 1st November 2020

Results booklet



Provided by Cronococa S.L.

www.cronococa.com



Circuito de Barcelona
Formula Regional European Championship
Free Practice - 1
Provisional Results



Cls	Nº	Driver	Nat	Competitor	Nat	Rookie	Cls	Laps	Best	Time	Gap	Interval	Km/h
1	14	Arthur Leclerc	MCO	Prema Powerteam	ITA	R	1	17	9	1:40.400			166.9
2	40	Konsta Lappalainen	FIN	Kic Motorsport	FIN			17	7	1:40.629	0.229	0.229	166.5
3	5	Patrick Pasma	FIN	Kic Motorsport	FIN			16	15	1:40.878	0.478	0.249	166.1
4	62	Dennis Hauger	NOR	Van Amersfoort Racing	NLD			21	7	1:40.884	0.484	0.006	166.1
5	3	Pierre-Louis Chovet	FRA	Van Amersfoort Racing	NLD	R	2	20	13	1:40.957	0.557	0.073	165.9
6	10	Gianluca Petecof	BRA	Prema Powerteam	ITA	R	3	15	9	1:41.202	0.802	0.245	165.5
7	15	Matteo Nannini	ITA	Monolite Racing	ITA			17	15	1:41.344	0.944	0.142	165.3
8	6	Oliver Rasmussen	DNK	Prema Powerteam	ITA	R	4	16	10	1:41.400	1.000	0.056	165.2
9	41	Emidio Pesce	ITA	DR Formula RP Motorsport	PRT	R	5	17	8	1:41.821	1.421	0.421	164.5
10	55	Jamie Laura Chadwick	GBR	Prema Powerteam	ITA			18	17	1:42.227	1.827	0.406	163.9
11	33	Henrion Gillian	FRA	Gillian Track Events GTE	FRA	R	6	19	17	1:42.610	2.210	0.383	163.3

Published at:.....

Track Temp: **20.2 °C** Air Temp: **13.3 °C** Humidity: **80 %** Track Status: **DRY**

Stewards:

Race Director:

Timekeeper:



Circuito de Barcelona
Formula Regional European Championship
Free Practice - 1
Provisional Results by Class



Cls	Nº	Driver	Nat	Competitor	Nat	Rookie	Laps	Best	Time	Gap	Interval	Km/h
1	40	Konsta Lappalainen	FIN	Kic Motorsport	FIN		17	7	1:40.629			166.5
2	5	Patrick Pasma	FIN	Kic Motorsport	FIN		16	15	1:40.878	0.249	0.249	166.1
3	62	Dennis Hauger	NOR	Van Amersfoort Racing	NLD		21	7	1:40.884	0.255	0.006	166.1
4	15	Matteo Nannini	ITA	Monolite Racing	ITA		17	15	1:41.344	0.715	0.460	165.3
5	55	Jamie Laura Chadwick	GBR	Prema Powerteam	ITA		18	17	1:42.227	1.598	0.883	163.9
Rookie												
1	14	Arthur Leclerc	MCO	Prema Powerteam	ITA	R	17	9	1:40.400			166.9
2	3	Pierre-Louis Chovet	FRA	Van Amersfoort Racing	NLD	R	20	13	1:40.957	0.557	0.557	165.9
3	10	Gianluca Petecof	BRA	Prema Powerteam	ITA	R	15	9	1:41.202	0.802	0.245	165.5
4	6	Oliver Rasmussen	DNK	Prema Powerteam	ITA	R	16	10	1:41.400	1.000	0.198	165.2
5	41	Emidio Pesce	ITA	DR Formula RP Motorsport	PRT	R	17	8	1:41.821	1.421	0.421	164.5
6	33	Henrion Gillian	FRA	Gillian Track Events GTE	FRA	R	19	17	1:42.610	2.210	0.789	163.3

Published at:.....

Track Temp: **20.2 °C** Air Temp: **13.3 °C** Humidity: **80 %** Track **DRY**

Stewards:

Race Director:

Timekeeper:



Circuito de Barcelona
Formula Regional European Championship
Free Practice - 1
Provisional 2 Fastest Lap Results



Cls	Nº	Driver	Nat	Competitor	Nat	Rookie	Cls	Laps	Best	Time	Gap	Interval	Km/h
1	14	Arthur Leclerc	MCO	Prema Powerteam	ITA	R	1	17	7	1:40.781			166.9
2	40	Konsta Lappalainen	FIN	Kic Motorsport	FIN			17	15	1:40.844	0.063	0.063	166.5
3	3	Pierre-Louis Chovet	FRA	Van Amersfoort Racing	NLD	R	2	20	8	1:41.000	0.219	0.156	165.9
4	62	Dennis Hauger	NOR	Van Amersfoort Racing	NLD			21	14	1:41.027	0.246	0.027	166.1
5	5	Patrick Pasma	FIN	Kic Motorsport	FIN			16	11	1:41.164	0.383	0.137	166.1
6	10	Gianluca Petecof	BRA	Prema Powerteam	ITA	R	3	15	8	1:41.227	0.446	0.063	165.5
7	15	Matteo Nannini	ITA	Monolite Racing	ITA			17	16	1:41.378	0.597	0.151	165.3
8	6	Oliver Rasmussen	DNK	Prema Powerteam	ITA	R	4	16	8	1:41.425	0.644	0.047	165.2
9	41	Emidio Pesce	ITA	DR Formula RP Motorsport	PRT	R	5	17	15	1:41.828	1.047	0.403	164.5
10	55	Jamie Laura Chadwick	GBR	Prema Powerteam	ITA			18	16	1:42.238	1.457	0.410	163.9
11	33	Henrion Gillian	FRA	Gillian Track Events GTE	FRA	R	6	19	14	1:42.639	1.858	0.401	163.3

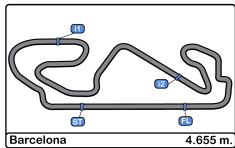
Published at:.....

Track Temp: **20.2 °C** Air Temp: **13.3 °C** Humidity: **80 %** Track Status: **DRY**

Stewards:

Race Director:

Timekeeper:



Circuito de Barcelona
Formula Regional European Championship
Free Practice - 1
Lap Analysis



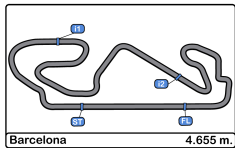
3 Pierre-Louis Chovet F3 Tatuus 318 A.R. R Van Amersfoort Racing						
Lap	D	Time	Sector 1	Sector 2	Sector 3	T. Spd
1		9:50:21.584 P	9:48:46.896	47.460	47.228	134.6
2		4:26.229	3:05.609	43.445	37.175	133.8
3		1:46.861	32.266	39.735	34.860	217.3
4		1:42.148	30.018	38.574	33.556	241.0
5		1:41.080	29.627	38.162	33.291	240.5
6		2:03.055	36.874	48.468	37.713	240.5
7		1:41.340	29.552	38.411	33.377	242.1
8		1:41.000	29.453	38.172	33.375	241.6
9		1:55.718 P	29.495	38.385	47.838	241.0
10		5:25.624	4:06.820	42.186	36.618	184.9
11		1:48.190	32.970	40.131	35.089	232.7
12		1:41.186	29.550	38.228	33.408	241.0
13		1:40.957	29.437	38.268	33.252	241.0
14		1:58.791	36.278	46.165	36.348	222.6
15		1:41.157	29.423	38.295	33.439	241.6
16		2:01.040	37.784	45.078	38.178	240.0
17		1:41.418	29.563	38.374	33.481	240.5
18		1:41.244	29.478	38.380	33.386	240.0
19		1:41.311	29.480	38.420	33.411	240.5
20		1:57.959 P	34.427	40.632	42.900	232.7

5 Patrick Pasma F3 Tatuus 318 A.R. Kic Motorsport						
Lap	D	Time	Sector 1	Sector 2	Sector 3	T. Spd
1		9:51:23.466 P	9:49:57.026	43.430	43.010	171.1
2		3:15.737	1:59.616	40.903	35.218	152.7
3		1:45.991	30.875	40.240	34.876	235.2
4		1:42.057	29.869	38.795	33.393	242.6
5		1:41.345	29.628	38.433	33.284	242.6
6		1:41.218	29.467	38.327	33.424	244.3
7		1:51.407	32.018	43.127	36.262	246.0
8		1:48.249 P	29.428	38.378	40.443	244.3
9		9:26.181	8:04.328	44.771	37.082	176.1
10		1:42.322	29.746	38.904	33.672	242.6
11		1:41.164	29.479	38.487	33.198	243.2
12		1:57.688	35.313	46.184	36.191	242.6
13		1:41.184	29.574	38.333	33.277	242.6
14		1:49.300	32.293	42.070	34.937	246.0
15		1:40.878	29.441	38.238	33.199	242.1
16		2:00.444 P	32.936	44.739	42.769	242.1

6 Oliver Rasmussen F3 Tatuus 318 A.R. R Prema Powerteam						
Lap	D	Time	Sector 1	Sector 2	Sector 3	T. Spd
1		9:50:37.096 P	9:48:50.741	53.995	52.360	144.5
2		5:22.745	3:54.963	46.676	41.106	167.4
3		1:58.558	36.396	46.225	35.937	188.8
4		1:44.177	30.287	39.825	34.065	239.4
5		1:42.771	29.976	39.147	33.648	238.9
6		1:57.809	37.552	43.786	36.471	155.3
7		1:41.486	29.506	38.670	33.310	242.1
8		1:41.425	29.610	38.583	33.232	238.9
9		1:52.094	33.081	43.127	35.886	222.2
10		1:41.400	29.656	38.436	33.308	238.9
11		1:51.409 P	30.718	39.786	40.905	241.6
12		8:02.311	6:46.789	41.045	34.477	180.3
13		1:44.049	30.766	39.632	33.651	237.8
14		1:47.537 P	29.667	38.382	39.488	238.9
15		4:22.696	3:10.336	39.035	33.325	184.6
16		1:46.289 P	29.668	38.509	38.112	240.0

10 Gianluca Petecof F3 Tatuus 318 A.R. R Prema Powerteam						
Lap	D	Time	Sector 1	Sector 2	Sector 3	T. Spd
1		9:50:38.547 P	9:48:58.712	50.665	49.170	161.1
2		5:35.115	4:02.151	51.773	41.191	166.4
3		2:01.451	36.781	47.011	37.659	195.6
4		1:53.313	36.192	42.265	34.856	186.8
5		1:42.380	30.031	38.957	33.392	237.8
6		1:41.583	29.697	38.690	33.196	238.4
7		2:00.956	35.807	47.267	37.882	207.6
8		1:41.227	29.620	38.441	33.166	238.9
9		1:41.202	29.695	38.446	33.061	239.4
10		1:52.740 P	32.760	39.869	40.111	239.4
11		10:00.709	8:42.979	42.731	34.999	184.9
12		1:41.691	29.850	38.577	33.264	238.4
13		2:11.705	34.821	53.258	43.626	178.8
14		1:41.415	29.837	38.374	33.204	238.9
15		2:07.457 P	36.476	41.687	49.294	171.1

14 Arthur Leclerc F3 Tatuus 318 A.R. R Prema Powerteam						
Lap	D	Time	Sector 1	Sector 2	Sector 3	T. Spd
1		9:55:34.753 P	9:54:02.278	47.391	45.084	157.4
2		3:50.776	2:21.490	48.157	41.129	183.0
3		1:53.115	32.386	44.958	35.771	229.2
4		1:41.551	29.592	38.553	33.406	242.1
5		1:40.783	29.326	38.267	33.190	242.6
6		1:56.206	34.787	44.997	36.422	197.4
7		1:40.781	29.365	38.231	33.185	240.0
8		1:57.929	36.183	47.171	34.575	219.9
9		1:40.400	29.337	38.078	32.985	241.0
10		1:52.052 P	31.886	40.956	39.210	239.4
11		6:13.370	4:53.599	43.416	36.355	162.8
12		1:41.165	29.402	38.367	33.396	241.6
13		2:01.949	34.865	49.686	37.398	221.7
14		1:41.078	29.378	38.379	33.321	240.5
15		1:56.745	33.942	47.365	35.438	240.5
16		1:41.017	29.386	38.179	33.452	240.5
17		1:47.735 P	29.487	38.264	39.984	240.0



Circuito de Barcelona
Formula Regional European Championship
Free Practice - 1
Lap Analysis



15

Matteo Nannini

F3 Tatuus 318 A.R.

40

Konsta Lappalainen

F3 Tatuus 318 A.R.

Monolite Racing

Kic Motorsport

Lap	D	Time	Sector 1	Sector 2	Sector 3	T. Spd	Elapsed	Lap	D	Time	Sector 1	Sector 2	Sector 3	T. Spd	Elapsed
1		9:50:32.626	9:49:01.601	49.850	41.175	131.8	9:50:32.626	1		9:50:24.242	9:48:53.373	50.564	40.305	134.4	9:50:24.242
2		1:59.613	37.246	44.570	37.797	185.5	9:52:32.239	2		2:03.371	34.959	50.075	38.337	219.9	9:52:27.613
3		1:45.843	31.352	40.191	34.300	243.7	9:54:18.082	3		1:52.431	32.754	44.069	35.608	236.3	9:54:20.044
4		1:43.175	30.151	39.303	33.721	244.3	9:56:01.257	4		1:42.049	29.507	38.936	33.606	245.4	9:56:02.093
5		1:42.122	29.844	38.822	33.456	244.3	9:57:43.379	5		1:49.855	33.175	43.134	33.546	247.7	9:57:51.948
6		2:02.023	33.972	48.769	39.282	225.4	9:59:45.402	6		1:41.145	29.361	38.474	33.310	243.7	9:59:33.093
7		1:42.053	29.786	38.855	33.412	244.8	10:01:27.455	7		1:40.629	29.189	38.160	33.280	244.8	10:01:13.722
8		1:57.409 P	31.197	42.544	43.668	245.4	10:03:24.864	8		2:05.327	36.386	50.525	38.416	233.2	10:03:19.049
9		7:14.162	5:57.098	41.283	35.781	178.2	10:10:39.026	9		1:46.015 P	29.241	38.223	38.551	243.2	10:05:05.064
10		1:42.014	29.875	38.683	33.456	243.2	10:12:21.040	10		8:48.348	7:28.199	44.994	35.155	164.8	10:13:53.412
11		1:42.331	29.727	38.826	33.778	244.3	10:14:03.371	11		1:41.155	29.402	38.333	33.420	244.8	10:15:34.567
12		2:01.648 P	34.099	43.863	43.686	220.4	10:16:05.019	12		1:40.946	29.266	38.479	33.201	245.4	10:17:15.513
13		8:14.971	7:01.398	39.872	33.701	171.1	10:24:19.990	13		2:01.773	36.649	49.085	36.039	210.9	10:19:17.286
14		1:41.621	29.777	38.562	33.282	241.0	10:26:01.611	14		1:40.923	29.419	38.278	33.226	242.6	10:20:58.209
15		1:41.344	29.679	38.428	33.237	242.1	10:27:42.955	15		1:40.844	29.253	38.272	33.319	244.3	10:22:39.053
16		1:41.378	29.626	38.461	33.291	242.6	10:29:24.333	16		1:51.982 P	30.715	41.781	39.486	246.0	10:24:31.035
17		1:58.527 P	32.099	41.803	44.625	243.7	10:31:22.860	17		5:38.229 P	4:06.167	46.692	45.370	136.0	10:30:09.264

33

Henrion Gillian

F3 Tatuus 318 A.R.

41

Emidio Pesce

F3 Tatuus 318 A.R.

R

Gillian Track Events GTE

R

DR Formula RP Motorsport

Lap	D	Time	Sector 1	Sector 2	Sector 3	T. Spd	Elapsed	Lap	D	Time	Sector 1	Sector 2	Sector 3	T. Spd	Elapsed
1		9:50:24.783	9:48:57.215	47.168	40.400	153.6	9:50:24.783	1		9:50:36.627	9:49:04.925	50.734	40.968	161.6	9:50:36.627
2		1:57.772	34.912	47.537	35.323	205.3	9:52:22.555	2		1:59.865	36.495	45.975	37.395	202.6	9:52:36.492
3		1:47.316	31.334	40.960	35.022	236.8	9:54:09.871	3		1:49.301	32.180	41.495	35.626	230.7	9:54:25.793
4		1:45.316	30.779	39.997	34.540	235.2	9:55:55.187	4		1:44.918	30.591	39.822	34.505	243.7	9:56:10.711
5		1:44.409	30.468	39.641	34.300	237.3	9:57:39.596	5		1:43.417	30.028	39.317	34.072	243.7	9:57:54.128
6		1:43.736	30.225	39.340	34.171	239.4	9:59:23.332	6		1:43.164	29.707	39.551	33.906	245.4	9:59:37.292
7		1:44.040	30.084	39.554	34.402	238.9	10:01:07.372	7		1:43.139	29.765	39.105	34.269	244.3	10:01:20.431
8		1:43.835	30.142	39.460	34.233	239.4	10:02:51.207	8		1:41.821	29.559	38.643	33.619	246.0	10:03:02.252
9		1:43.672	30.172	39.357	34.143	236.8	10:04:34.879	9		1:49.017 P	29.404	38.736	40.877	246.0	10:04:51.269
10		1:53.147 P	31.104	39.580	42.463	214.2	10:06:28.026	10		11:29.774	10:11.086	44.013	34.675	186.2	10:16:21.043
11		7:03.721	5:50.509	39.272	33.940	175.0	10:13:31.747	11		1:42.815	30.006	38.764	34.045	242.1	10:18:03.858
12		1:42.938	30.064	39.115	33.759	237.3	10:15:14.685	12		1:42.350	29.789	38.706	33.855	242.6	10:19:46.208
13		1:42.824	29.862	38.897	34.065	238.4	10:16:57.509	13		1:50.701	30.000	44.925	35.776	241.6	10:21:36.909
14		1:42.639	29.857	38.811	33.971	240.0	10:18:40.148	14		1:41.955	29.705	38.624	33.626	244.3	10:23:18.864
15		1:55.093 P	30.120	41.994	42.979	239.4	10:20:35.241	15		1:41.828	29.739	38.589	33.500	242.1	10:25:00.692
16		5:29.977	4:16.703	39.308	33.966	188.4	10:26:05.218	16		1:42.504	29.829	38.976	33.699	242.1	10:26:43.196
17		1:42.610	29.917	38.904	33.789	238.4	10:27:47.828	17		1:50.945 P	29.787	39.236	41.922	242.6	10:28:34.141
18		1:43.075	30.017	38.971	34.087	242.1	10:29:30.903								
19		1:54.962 P	29.978	40.141	44.843	241.0	10:31:25.865								



Circuito de Barcelona
Formula Regional European Championship
Free Practice - 1
Lap Analysis



55

Jamie Laura Chadwick

F3 Tatuus 318 A.R.

Prema Powerteam

Lap	D	Time	Sector 1	Sector 2	Sector 3	T. Spd	Elapsed
1		9:50:33.704 P	9:48:47.575	53.943	52.186	136.3	9:50:33.704
2		5:07.152	3:42.430	45.862	38.860	179.7	9:55:40.856
3		1:49.613	32.316	42.032	35.265	233.2	9:57:30.469
4		1:45.302	30.550	40.557	34.195	239.4	9:59:15.771
5		1:43.541	30.255	39.619	33.667	238.9	10:00:59.312
6		1:57.225	33.705	48.947	34.573	232.2	10:02:56.537
7		1:42.880	29.972	39.304	33.604	245.4	10:04:39.417
8		1:49.257	31.998	42.670	34.589	241.0	10:06:28.674
9		1:42.602	29.931	39.052	33.619	239.4	10:08:11.276
10		1:42.350	29.923	38.757	33.670	238.4	10:09:53.626
11		1:50.160 P	29.885	39.073	41.202	240.5	10:11:43.786
12		9:10.634	7:55.134	41.125	34.375	182.4	10:20:54.420
13		1:42.831	30.044	39.043	33.744	238.4	10:22:37.251
14		1:57.574	30.129	44.827	42.618	236.8	10:24:34.825
15		1:42.742	29.961	39.148	33.633	240.0	10:26:17.567
16		1:42.238	29.843	38.892	33.503	237.8	10:27:59.805
17		1:42.227	29.820	38.861	33.546	240.0	10:29:42.032
18		1:56.619 P	29.750	40.324	46.545	238.9	10:31:38.651

62

Dennis Hauger

F3 Tatuus 318 A.R.

Van Amersfoort Racing

Lap	D	Time	Sector 1	Sector 2	Sector 3	T. Spd	Elapsed
1		9:50:15.707	9:48:48.567	47.117	40.023	146.3	9:50:15.707
2		1:58.071	35.750	45.623	36.698	172.8	9:52:13.778
3		1:42.414	30.135	38.820	33.459	237.8	9:53:56.192
4		1:41.446	29.669	38.507	33.270	238.9	9:55:37.638
5		1:41.351	29.625	38.506	33.220	240.0	9:57:18.989
6		2:02.842	37.082	49.620	36.140	239.4	9:59:21.831
7		1:40.884	29.505	38.223	33.156	241.0	10:01:02.715
8		1:51.572	29.400	40.789	41.383	242.1	10:02:54.287
9		1:41.164	29.389	38.427	33.348	241.6	10:04:35.451
10		1:41.204	29.391	38.488	33.325	242.6	10:06:16.655
11		1:48.579 P	29.474	38.345	40.760	238.4	10:08:05.234
12		5:45.810	4:27.026	43.253	35.531	181.5	10:13:51.044
13		1:41.344	29.638	38.487	33.219	237.3	10:15:32.388
14		1:41.027	29.516	38.286	33.225	240.0	10:17:13.415
15		2:06.340	38.682	49.952	37.706	227.8	10:19:19.755
16		1:46.011	33.270	39.181	33.560	241.0	10:21:05.766
17		1:41.645	29.647	38.520	33.478	240.0	10:22:47.411
18		1:41.336	29.572	38.307	33.457	241.0	10:24:28.747
19		1:59.410	37.037	45.863	36.510	228.8	10:26:28.157
20		1:41.193	29.573	38.352	33.268	241.6	10:28:09.350
21		1:57.731 P	31.690	40.777	45.264	211.7	10:30:07.081



Circuito de Barcelona
Formula Regional European Championship
Free Practice - 1
Best Sectors Results



Sector - 1			Sector - 2			Sector - 3			Ideal Lap vs Best Lap						
Clas	Nº	Driver	Time	Nº	Driver	Time	Nº	Driver	Time	Clas	Nº	Driver	Ideal Lap	Best Lap	Clas
1	40	Konsta Lappalainen	29.189	14	Arthur Leclerc	38.078	14	Arthur Leclerc	32.985	1	14	Arthur Leclerc	1:40.389	1:40.400	1
2	14	Arthur Leclerc	29.326	40	Konsta Lappalainen	38.160	10	Gianluca Petecof	33.061	2	40	Konsta Lappalainen	1:40.550	1:40.629	2
3	62	Dennis Hauger	29.389	3	Pierre-Louis Chovet	38.162	62	Dennis Hauger	33.156	3	62	Dennis Hauger	1:40.768	1:40.884	4
4	41	Emidio Pesce	29.404	62	Dennis Hauger	38.223	5	Patrick Pasma	33.198	4	3	Pierre-Louis Chovet	1:40.837	1:40.957	5
5	3	Pierre-Louis Chovet	29.423	5	Patrick Pasma	38.238	40	Konsta Lappalainen	33.201	5	5	Patrick Pasma	1:40.864	1:40.878	3
6	5	Patrick Pasma	29.428	10	Gianluca Petecof	38.374	6	Oliver Rasmussen	33.232	6	10	Gianluca Petecof	1:41.055	1:41.202	6
7	6	Oliver Rasmussen	29.506	6	Oliver Rasmussen	38.382	15	Matteo Nannini	33.237	7	6	Oliver Rasmussen	1:41.120	1:41.400	8
8	10	Gianluca Petecof	29.620	15	Matteo Nannini	38.428	3	Pierre-Louis Chovet	33.252	8	15	Matteo Nannini	1:41.291	1:41.344	7
9	15	Matteo Nannini	29.626	41	Emidio Pesce	38.589	41	Emidio Pesce	33.500	9	41	Emidio Pesce	1:41.493	1:41.821	9
10	55	Jamie Laura Chadwi	29.750	55	Jamie Laura Chadwi	38.757	55	Jamie Laura Chadwi	33.503	10	55	Jamie Laura Chadwi	1:42.010	1:42.227	10
11	33	Henrion Gillian	29.857	33	Henrion Gillian	38.811	33	Henrion Gillian	33.759	11	33	Henrion Gillian	1:42.427	1:42.610	11



Circuito de Barcelona
Formula Regional European Championship
Free Practice - 1
Best 5 Lap Times



Cls	Nº	Driver	Nat	Competitor	Nat	Rookie	Cls	Best 1		Best 2		Best 3		Best 4		Best 5	
								Time	Lap	Time	Lap	Time	Lap	Time	Lap	Time	Lap
1	14	Arthur Leclerc	MC	Prema Powerteam	ITA	R	1	1:40.400	9	1:40.781	7	1:40.783	5	1:41.017	16	1:41.078	14
2	40	Konsta Lappalainen	FIN	Kic Motorsport	FIN			1:40.629	7	1:40.844	15	1:40.923	14	1:40.946	12	1:41.145	6
3	5	Patrick Pasma	FIN	Kic Motorsport	FIN			1:40.878	15	1:41.164	11	1:41.184	13	1:41.218	6	1:41.345	5
4	62	Dennis Hauger	NOR	Van Amersfoort Racing	NLD			1:40.884	7	1:41.027	14	1:41.164	9	1:41.193	20	1:41.204	10
5	3	Pierre-Louis Chovet	FRA	Van Amersfoort Racing	NLD	R	2	1:40.957	13	1:41.000	8	1:41.080	5	1:41.157	15	1:41.186	12
6	10	Gianluca Petecof	BRA	Prema Powerteam	ITA	R	3	1:41.202	9	1:41.227	8	1:41.415	14	1:41.583	6	1:41.691	12
7	15	Matteo Nannini	ITA	Monolite Racing	ITA			1:41.344	15	1:41.378	16	1:41.621	14	1:42.014	10	1:42.053	7
8	6	Oliver Rasmussen	DNK	Prema Powerteam	ITA	R	4	1:41.400	10	1:41.425	8	1:41.486	7	1:42.771	5	1:44.049	13
9	41	Emidio Pesce	ITA	DR Formula RP Motorsport	PRT	R	5	1:41.821	8	1:41.828	15	1:41.955	14	1:42.350	12	1:42.504	16
10	55	Jamie Laura Chadwick	GBR	Prema Powerteam	ITA			1:42.227	17	1:42.238	16	1:42.350	10	1:42.602	9	1:42.742	15
11	33	Henrion Gillian	FRA	Gillian Track Events GTE	FRA	R	6	1:42.610	17	1:42.639	14	1:42.824	13	1:42.938	12	1:43.075	18



Circuito de Barcelona
Formula Regional European Championship
Free Practice - 1
Best 5 Top Speeds



Cls	Nº	Driver	Nat	Competitor	Nat	Rookie	Cls	Top 1		Top 2		Top 3		Top 4		Top 5		Avg
								Km/h	Lap	Km/h	Lap	Km/h	Lap	Km/h	Lap	Km/h	Lap	
1	40	Konsta Lappalainen	FIN	Kic Motorsport	FIN			247.7	5	246.0	16	245.4	4	245.4	12	244.8	7	245.9
2	5	Patrick Pasma	FIN	Kic Motorsport	FIN			246.0	7	246.0	14	244.3	6	244.3	8	243.2	11	244.7
3	41	Emidio Pesce	ITA	DR Formula RP Motorsport	PRT	R	1	246.0	8	246.0	9	245.4	6	244.3	7	244.3	14	245.2
4	15	Matteo Nannini	ITA	Monolite Racing	ITA			245.4	8	244.8	7	244.3	4	244.3	5	244.3	11	244.6
5	55	Jamie Laura Chadwick	GBR	Prema Powerteam	ITA			245.4	7	241.0	8	240.5	11	240.0	15	240.0	17	241.4
6	14	Arthur Leclerc	MC	Prema Powerteam	ITA	R	2	242.6	5	242.1	4	241.6	12	241.0	9	240.5	14	241.6
7	62	Dennis Hauger	NOR	Van Amersfoort Racing	NLD			242.6	10	242.1	8	241.6	9	241.6	20	241.0	7	241.8
8	3	Pierre-Louis Chovet	FRA	Van Amersfoort Racing	NLD	R	3	242.1	7	241.6	8	241.6	15	241.0	4	241.0	9	241.5
9	6	Oliver Rasmussen	DNK	Prema Powerteam	ITA	R	4	242.1	7	241.6	11	240.0	16	239.4	4	238.9	5	240.4
10	33	Henrion Gillian	FRA	Gillian Track Events GTE	FRA	R	5	242.1	18	241.0	19	240.0	14	239.4	6	239.4	8	240.4
11	10	Gianluca Petecof	BRA	Prema Powerteam	ITA	R	6	239.4	9	239.4	10	238.9	8	238.9	14	238.4	6	239.0



Circuito de Barcelona
Formula Regional European Championship
Free Practice - 1
Fastest Laps Sequence



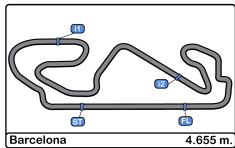
Lap	Time of Day	Session Time	Nº	Driver	Nat	Competitor	Nat	Rookie	Time	Km/h
2	9:52:13.778	4:13.778	62	Dennis Hauger	NOR	Van Amersfoort Racing	NLD		1:58.071	141.9
2	9:52:22.555	4:22.555	33	Henrion Gillian	FRA	Gillian Track Events GTE	FRA	R	1:57.772	142.2
3	9:53:56.192	5:56.192	62	Dennis Hauger	NOR	Van Amersfoort Racing	NLD		1:42.414	163.6
4	9:55:37.638	7:37.638	62	Dennis Hauger	NOR	Van Amersfoort Racing	NLD		1:41.446	165.1
5	9:57:18.989	9:18.989	62	Dennis Hauger	NOR	Van Amersfoort Racing	NLD		1:41.351	165.3
6	9:59:33.093	11:33.093	40	Konsta Lappalainen	FIN	Kic Motorsport	FIN		1:41.145	165.6
5	9:59:57.902	11:57.902	3	Pierre-Louis Chovet	FRA	Van Amersfoort Racing	NLD	R	1:41.080	165.7
7	10:01:02.715	13:02.715	62	Dennis Hauger	NOR	Van Amersfoort Racing	NLD		1:40.884	166.1
7	10:01:13.722	13:13.722	40	Konsta Lappalainen	FIN	Kic Motorsport	FIN		1:40.629	166.5
9	10:11:56.294	23:56.294	14	Arthur Leclerc	MCO	Prema Powerteam	ITA	R	1:40.400	166.9



Circuit de Barcelona
Formula Regional European Championship
Free Practice - 1
Event Best Maximum Speed



Nº	Driver	Nat	Competitor	Nat	Rookie	Km/h	Session
40	Konsta Lappalainen	FIN	Kic Motorsport	FIN		247.7	Free Practice - 1
41	Emidio Pesce	ITA	DR Formula RP Motorsport	PRT	R	246.0	Free Practice - 1
5	Patrick Pasma	FIN	Kic Motorsport	FIN		246.0	Free Practice - 1
15	Matteo Nannini	ITA	Monolite Racing	ITA		245.4	Free Practice - 1
55	Jamie Laura Chadwick	GBR	Prema Powerteam	ITA		245.4	Free Practice - 1
14	Arthur Leclerc	MCO	Prema Powerteam	ITA	R	242.6	Free Practice - 1
62	Dennis Hauger	NOR	Van Amersfoort Racing	NLD		242.6	Free Practice - 1
3	Pierre-Louis Chovet	FRA	Van Amersfoort Racing	NLD	R	242.1	Free Practice - 1
6	Oliver Rasmussen	DNK	Prema Powerteam	ITA	R	242.1	Free Practice - 1
33	Henrion Gillian	FRA	Gillian Track Events GTE	FRA	R	242.1	Free Practice - 1
10	Gianluca Petecof	BRA	Prema Powerteam	ITA	R	239.4	Free Practice - 1



Circuito de Barcelona
Formula Regional European Championship
Free Practice - 1
Pit Stop Analysis



3 Pierre-Louis Chovet R Van Amersfoort Racing
 F3 Tatuus 318 A.R.

Nr.	In Day Time	In Time	Out Time	Pit Time	T. Pit Time	Handicap	Penalty
1	9:50:18.752	9:50:18.752	9:52:49.835	2:31.083	2:31.083		
2	10:07:16.490	10:07:16.490	10:10:53.196	3:36.706	6:07.789		

5 Patrick Pasma Kic Motorsport
 F3 Tatuus 318 A.R.

Nr.	In Day Time	In Time	Out Time	Pit Time	T. Pit Time	Handicap	Penalty
1	9:51:20.879	9:51:20.879	9:52:47.213	1:26.334	1:26.334		
2	10:05:06.977	10:05:06.977	10:12:39.280	7:32.303	8:58.637		

6 Oliver Rasmussen R Prema Powerteam
 F3 Tatuus 318 A.R.

Nr.	In Day Time	In Time	Out Time	Pit Time	T. Pit Time	Handicap	Penalty
1	9:50:34.274	9:50:34.274	9:53:55.314	3:21.040	3:21.040		
2	10:12:08.079	10:12:08.079	10:18:18.884	6:10.805	9:31.845		
3	10:23:42.122	10:23:42.122	10:26:23.039	2:40.917	12:12.762		

10 Gianluca Petecof R Prema Powerteam
 F3 Tatuus 318 A.R.

Nr.	In Day Time	In Time	Out Time	Pit Time	T. Pit Time	Handicap	Penalty
1	9:50:35.890	9:50:35.890	9:53:59.065	3:23.175	3:23.175		
2	10:10:45.798	10:10:45.798	10:18:58.899	8:13.101	11:36.276		

14 Arthur Leclerc R Prema Powerteam
 F3 Tatuus 318 A.R.

Nr.	In Day Time	In Time	Out Time	Pit Time	T. Pit Time	Handicap	Penalty
1	9:55:32.018	9:55:32.018	9:57:22.165	1:50.147	1:50.147		
2	10:13:45.715	10:13:45.715	10:17:57.440	4:11.725	6:01.872		

15 Matteo Nannini Monolite Racing
 F3 Tatuus 318 A.R.

Nr.	In Day Time	In Time	Out Time	Pit Time	T. Pit Time	Handicap	Penalty
1	10:03:22.229	10:03:22.229	10:08:48.742	5:26.513	5:26.513		
2	10:16:02.513	10:16:02.513	10:22:29.868	6:27.355	11:53.868		

33 Henrion Gillian R Gillian Track Events GTE
 F3 Tatuus 318 A.R.

Nr.	In Day Time	In Time	Out Time	Pit Time	T. Pit Time	Handicap	Penalty
1	10:06:25.297	10:06:25.297	10:11:45.906	5:20.609	5:20.609		
2	10:20:32.539	10:20:32.539	10:24:21.952	3:49.413	9:10.022		

40 Konsta Lappalainen Kic Motorsport
 F3 Tatuus 318 A.R.

Nr.	In Day Time	In Time	Out Time	Pit Time	T. Pit Time	Handicap	Penalty
1	10:05:02.515	10:05:02.515	10:11:57.931	6:55.416	6:55.416		
2	10:24:28.490	10:24:28.490	10:27:58.996	3:30.506	10:25.922		

41 Emidio Pesce R DR Formula RP Motorsport
 F3 Tatuus 318 A.R.

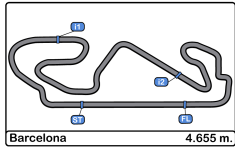
Nr.	In Day Time	In Time	Out Time	Pit Time	T. Pit Time	Handicap	Penalty
1	10:04:48.245	10:04:48.245	10:14:29.946	9:41.701	9:41.701		

55 Jamie Laura Chadwick Prema Powerteam
 F3 Tatuus 318 A.R.

Nr.	In Day Time	In Time	Out Time	Pit Time	T. Pit Time	Handicap	Penalty
1	9:50:30.874	9:50:30.874	9:53:40.746	3:09.872	3:09.872		
2	10:11:41.008	10:11:41.008	10:18:57.487	7:16.479	10:26.351		

62 Dennis Hauger Van Amersfoort Racing
 F3 Tatuus 318 A.R.

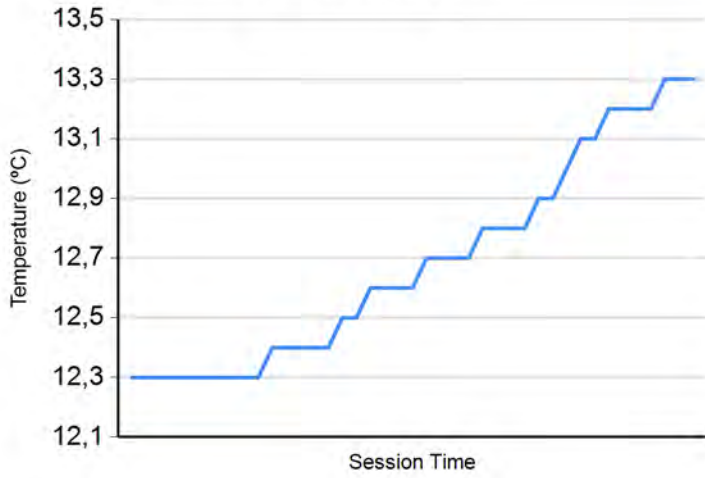
Nr.	In Day Time	In Time	Out Time	Pit Time	T. Pit Time	Handicap	Penalty
1	10:08:02.744	10:08:02.744	10:11:35.220	3:32.476	3:32.476		



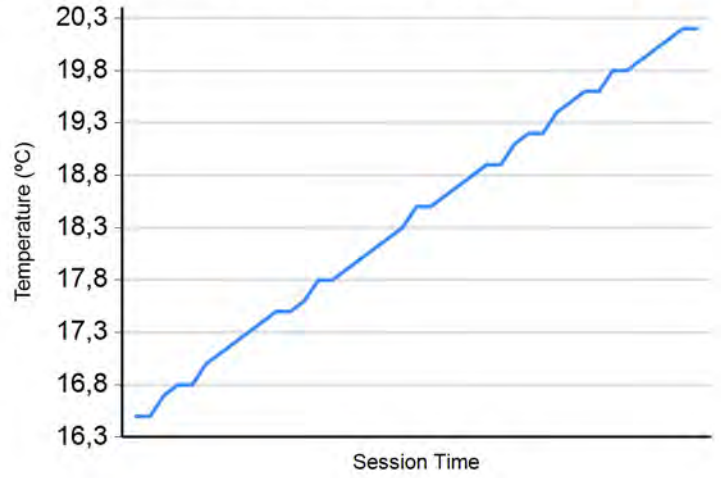
Circuit de Barcelona
Formula Regional European Championship
Free Practice - 1
Weather Report



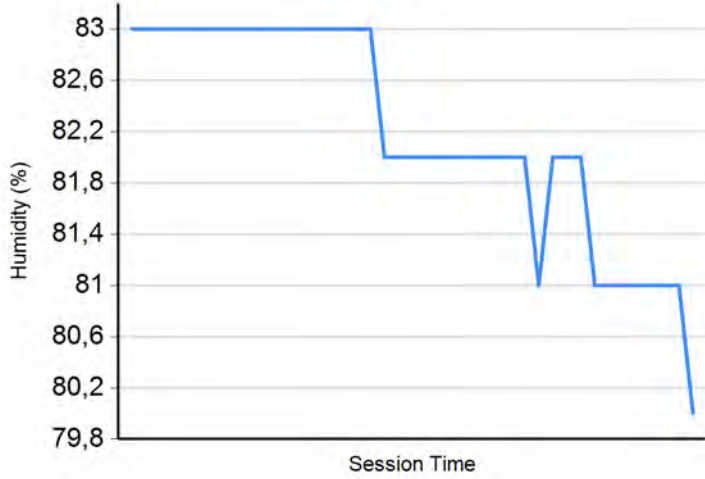
Air Temperature



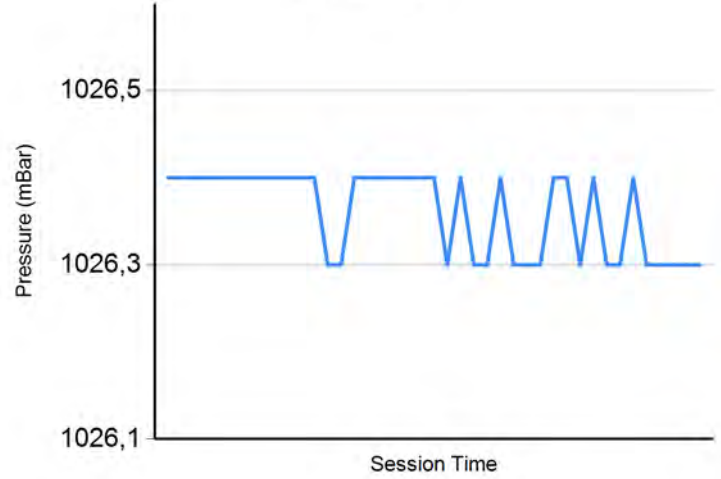
Track Temperature



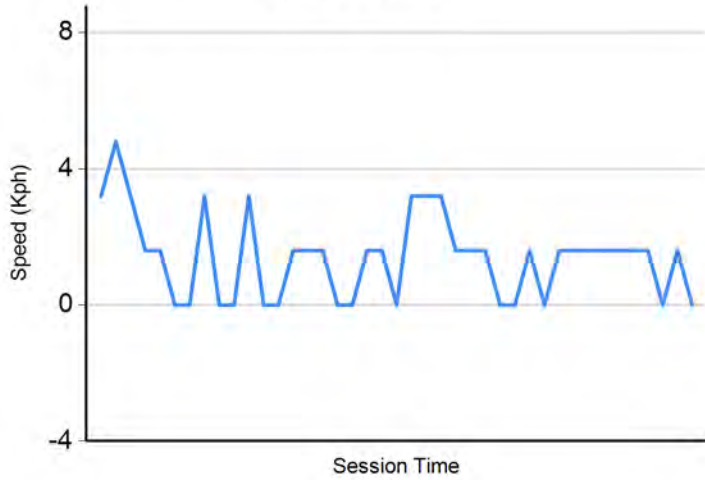
Humidity



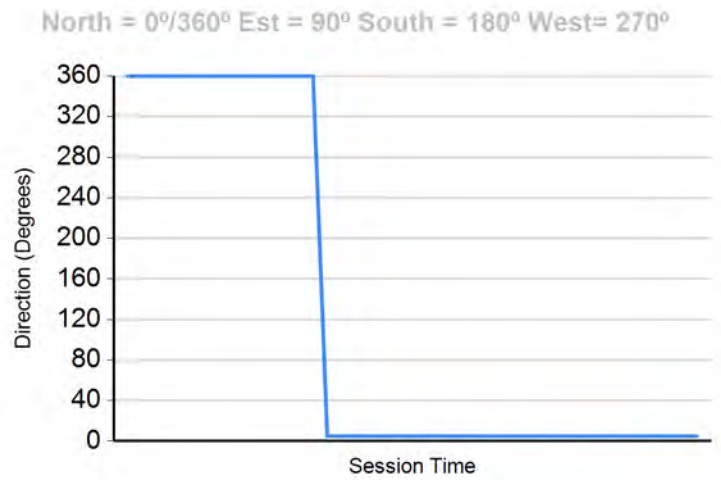
Pressure



Wind Speed



Wind direction





Circuito de Barcelona
Formula Regional European Championship
Free Practice - 2
Provisional Results



Cls	Nº	Driver	Nat	Competitor	Nat	Rookie	Cls	Laps	Best	Time	Gap	Interval	Km/h
1	62	Dennis Hauger	NOR	Van Amersfoort Racing	NLD			19	14	1:40.370			166.9
2	3	Pierre-Louis Chovet	FRA	Van Amersfoort Racing	NLD	R	1	18	15	1:40.773	0.403	0.403	166.2
3	14	Arthur Leclerc	MCO	Prema Powerteam	ITA	R	2	18	12	1:40.862	0.492	0.089	166.1
4	6	Oliver Rasmussen	DNK	Prema Powerteam	ITA	R	3	20	16	1:40.956	0.586	0.094	165.9
5	40	Konsta Lappalainen	FIN	Kic Motorsport	FIN			18	14	1:41.172	0.802	0.216	165.6
6	5	Patrick Pasma	FIN	Kic Motorsport	FIN			18	15	1:41.178	0.808	0.006	165.6
7	10	Gianluca Petecof	BRA	Prema Powerteam	ITA	R	4	18	12	1:41.359	0.989	0.181	165.3
8	15	Matteo Nannini	ITA	Monolite Racing	ITA			20	17	1:41.671	1.301	0.312	164.8
9	41	Emidio Pesce	ITA	DR Formula RP Motorsport	PRT	R	5	16	15	1:42.483	2.113	0.812	163.5
10	55	Jamie Laura Chadwick	GBR	Prema Powerteam	ITA			21	18	1:42.567	2.197	0.084	163.3
11	33	Henrion Gillian	FRA	Gillian Track Events GTE	FRA	R	6	17	7	1:42.802	2.432	0.235	163.0

Published at:.....

Track Temp: **32.2 °C** Air Temp: **22.5 °C** Humidity: **50 %** Track Status: **DRY**

Stewards:

Race Director:

Timekeeper:



Circuito de Barcelona
Formula Regional European Championship
Free Practice - 2
Provisional Results by Class



Cls	Nº	Driver	Nat	Competitor	Nat	Rookie	Laps	Best	Time	Gap	Interval	Km/h
1	62	Dennis Hauger	NOR	Van Amersfoort Racing	NLD		19	14	1:40.370			166.9
2	40	Konsta Lappalainen	FIN	Kic Motorsport	FIN		18	14	1:41.172	0.802	0.802	165.6
3	5	Patrick Pasma	FIN	Kic Motorsport	FIN		18	15	1:41.178	0.808	0.006	165.6
4	15	Matteo Nannini	ITA	Monolite Racing	ITA		20	17	1:41.671	1.301	0.493	164.8
5	55	Jamie Laura Chadwick	GBR	Prema Powerteam	ITA		21	18	1:42.567	2.197	0.896	163.3
Rookie												
1	3	Pierre-Louis Chovet	FRA	Van Amersfoort Racing	NLD	R	18	15	1:40.773			166.2
2	14	Arthur Leclerc	MCO	Prema Powerteam	ITA	R	18	12	1:40.862	0.089	0.089	166.1
3	6	Oliver Rasmussen	DNK	Prema Powerteam	ITA	R	20	16	1:40.956	0.183	0.094	165.9
4	10	Gianluca Petecof	BRA	Prema Powerteam	ITA	R	18	12	1:41.359	0.586	0.403	165.3
5	41	Emidio Pesce	ITA	DR Formula RP Motorsport	PRT	R	16	15	1:42.483	1.710	1.124	163.5
6	33	Henrion Gillian	FRA	Gillian Track Events GTE	FRA	R	17	7	1:42.802	2.029	0.319	163.0

Published at:.....

Track Temp: **32.2 °C** Air Temp: **22.5 °C** Humidity: **50 %** Track **DRY**

Stewards:

Race Director:

Timekeeper:



Circuit de Barcelona
Formula Regional European Championship
Free Practice - 2
Provisional 2 Fastest Lap Results



Cls	Nº	Driver	Nat	Competitor	Nat	Rookie	Cls	Laps	Best	Time	Gap	Interval	Km/h
1	62	Dennis Hauger	NOR	Van Amersfoort Racing	NLD		19	13	1:40.557				166.9
2	3	Pierre-Louis Chovet	FRA	Van Amersfoort Racing	NLD	R	1	18	17	1:41.010	0.453	0.453	166.2
3	6	Oliver Rasmussen	DNK	Prema Powerteam	ITA	R	2	20	15	1:41.031	0.474	0.021	165.9
4	14	Arthur Leclerc	MCO	Prema Powerteam	ITA	R	3	18	13	1:41.064	0.507	0.033	166.1
5	40	Konsta Lappalainen	FIN	Kic Motorsport	FIN		18	15	1:41.227	0.670	0.163	165.6	
6	10	Gianluca Petecof	BRA	Prema Powerteam	ITA	R	4	18	17	1:41.476	0.919	0.249	165.3
7	5	Patrick Pasma	FIN	Kic Motorsport	FIN		18	14	1:41.530	0.973	0.054	165.6	
8	15	Matteo Nannini	ITA	Monolite Racing	ITA		20	16	1:41.699	1.142	0.169	164.8	
9	41	Emidio Pesce	ITA	DR Formula RP Motorsport	PRT	R	5	16	12	1:42.532	1.975	0.833	163.5
10	55	Jamie Laura Chadwick	GBR	Prema Powerteam	ITA		21	17	1:42.616	2.059	0.084	163.3	
11	33	Henrion Gillian	FRA	Gillian Track Events GTE	FRA	R	6	17	5	1:42.890	2.333	0.274	163.0

Published at:.....

Track Temp: **32.2 °C** Air Temp: **22.5 °C** Humidity: **50 %** Track Status: **DRY**

Stewards:

Race Director:

Timekeeper:



Circuito de Barcelona
Formula Regional European Championship
Free Practice - 2
Lap Analysis



3 Pierre-Louis Chovet F3 Tatuus 318 A.R. Van Amersfoort Racing							6 Oliver Rasmussen F3 Tatuus 318 A.R. Prema Powerteam								
Lap	D	Time	Sector 1	Sector 2	Sector 3	T. Spd	Elapsed	Lap	D	Time	Sector 1	Sector 2	Sector 3	T. Spd	Elapsed
1		13:09:14.799	13:07:49.773	45.469	39.557	169.5	13:09:14.799	1		13:09:28.555	13:07:55.650	45.589	47.316	182.7	13:09:28.555
2		1:58.827	P 32.550	41.090	45.187	236.8	13:11:13.626	2		2:23.702	1:07.821	40.947	34.934	180.9	13:11:52.257
3		2:28.355	P 1:04.504	42.157	41.694	182.1	13:13:41.981	3		1:43.815	30.114	39.351	34.350	241.6	13:13:36.072
4		2:35.771	1:09.906	44.509	41.356	181.8	13:16:17.752	4		1:47.684	32.056	40.927	34.701	242.1	13:15:23.756
5		1:42.760	30.155	38.746	33.859	238.9	13:18:00.512	5		1:42.604	29.845	39.029	33.730	240.5	13:17:06.360
6		1:42.398	29.836	38.868	33.694	239.4	13:19:42.910	6		1:42.343	29.752	38.911	33.680	242.6	13:18:48.703
7		2:00.460	35.334	47.227	37.899	236.8	13:21:43.370	7		1:42.052	29.648	38.685	33.719	241.6	13:20:30.755
8		1:42.034	29.773	38.656	33.605	239.4	13:23:25.404	8		1:52.522	33.466	43.277	35.779	244.3	13:22:23.277
9		1:42.136	29.701	38.725	33.710	238.9	13:25:07.540	9		1:42.140	29.726	38.712	33.702	241.0	13:24:05.417
10		1:54.724	P 31.916	40.582	42.226	239.4	13:27:02.264	10		1:47.735	P 29.919	38.997	38.819	241.6	13:25:53.152
11		8:23.441	6:54.810	47.150	41.481	138.8	13:35:25.705	11		7:42.764	6:21.009	45.089	36.666	163.8	13:33:35.916
12		1:51.473	34.147	41.976	35.350	210.1	13:37:17.178	12		1:49.950	32.349	41.891	35.710	214.2	13:35:25.866
13		1:51.209	29.479	38.275	43.455	241.6	13:39:08.387	13		1:41.446	29.549	38.511	33.386	242.6	13:37:07.312
14		1:43.155	29.597	38.275	35.283	242.6	13:40:51.542	14		1:53.777	32.595	42.813	38.369	242.1	13:39:01.089
15		1:40.773	29.326	38.220	33.227	242.1	13:42:32.315	15		1:41.031	29.487	38.349	33.195	242.1	13:40:42.120
16		1:55.622	35.002	44.789	35.831	241.6	13:44:27.937	16		1:40.956	29.403	38.185	33.368	242.6	13:42:23.076
17		1:41.010	29.292	38.315	33.403	243.7	13:46:08.947	17		1:50.013	32.690	41.839	35.484	242.1	13:44:13.089
18		1:54.396	P 29.431	38.342	46.623	243.7	13:48:03.343	18		1:41.121	29.446	38.325	33.350	242.1	13:45:54.210
19		1:41.457						19		1:41.457	29.494	38.422	33.541	242.1	13:47:35.667
20		1:50.835	P 30.214					20		1:50.835	P 30.214	39.983	40.638	241.0	13:49:26.502
5 Patrick Pasma F3 Tatuus 318 A.R. Kic Motorsport							10 Gianluca Petecof F3 Tatuus 318 A.R. Prema Powerteam								
Lap	D	Time	Sector 1	Sector 2	Sector 3	T. Spd	Elapsed	Lap	D	Time	Sector 1	Sector 2	Sector 3	T. Spd	Elapsed
1		13:09:21.430	13:08:00.114	43.982	37.334	175.0	13:09:21.430	1		13:09:26.752	13:07:54.370	46.142	46.240	173.9	13:09:26.752
2		1:53.384	32.820	43.154	37.410	234.7	13:11:14.814	2		2:22.760	1:05.890	41.628	35.242	180.6	13:11:49.512
3		1:43.986	30.344	39.484	34.158	238.4	13:12:58.800	3		1:43.267	30.152	39.276	33.839	240.0	13:13:32.779
4		1:42.722	30.110	39.027	33.585	240.0	13:14:41.522	4		1:43.032	29.867	39.121	34.044	240.5	13:15:15.811
5		1:50.903	33.243	42.612	35.048	241.6	13:16:32.425	5		2:02.159	35.491	50.079	36.589	184.9	13:17:17.970
6		1:42.360	29.849	39.006	33.505	242.1	13:18:14.785	6		1:42.184	29.653	38.870	33.661	242.1	13:19:00.154
7		1:42.177	29.765	38.830	33.582	242.6	13:19:56.962	7		1:51.596	33.477	42.643	35.476	229.2	13:20:51.750
8		1:56.215	P 30.926	44.157	41.132	243.2	13:21:53.177	8		1:42.083	29.858	38.627	33.598	238.9	13:22:33.833
9		6:03.271	4:47.020	41.259	34.992	182.7	13:27:56.448	9		1:51.090	P 30.700	39.429	40.961	240.5	13:24:24.923
10		1:42.298	29.915	38.807	33.576	238.4	13:29:38.746	10		9:03.965	7:42.538	44.160	37.267	178.5	13:33:28.888
11		1:49.468	P 29.754	39.294	40.420	240.5	13:31:28.214	11		1:49.275	33.242	41.474	34.559	228.8	13:35:18.163
12		7:52.530	6:32.588	44.297	35.645	160.0	13:39:20.744	12		1:41.359	29.531	38.474	33.354	241.6	13:36:59.522
13		1:45.240	31.184	40.009	34.047	236.8	13:41:05.984	13		1:52.162	33.557	42.883	35.722	222.2	13:38:51.684
14		1:41.530	29.495	38.724	33.311	241.0	13:42:47.514	14		1:41.566	29.613	38.513	33.440	241.0	13:40:33.250
15		1:41.178	29.484	38.365	33.329	240.5	13:44:28.692	15		1:41.747	29.657	38.535	33.555	241.6	13:42:14.997
16		1:49.957	33.373	42.285	34.299	246.0	13:46:18.649	16		2:10.412	41.544	53.522	35.346	168.4	13:44:25.409
17		1:46.932	29.575	38.439	38.918	241.0	13:48:05.581	17		1:41.476	29.511	38.419	33.546	241.0	13:46:06.885
18		1:52.128	P 30.898	39.587	41.643	222.6	13:49:57.709	18		1:55.021	P 29.517	39.333	46.171	242.1	13:48:01.906



Circuito de Barcelona
Formula Regional European Championship
Free Practice - 2
Lap Analysis



14

Arthur Leclerc

F3 Tatuus 318 A.R.

33

Henrion Gillian

F3 Tatuus 318 A.R.

R

Prema Powerteam

R

Gillian Track Events GTE

Lap	D	Time	Sector 1	Sector 2	Sector 3	T. Spd	Elapsed	Lap	D	Time	Sector 1	Sector 2	Sector 3	T. Spd	Elapsed
1		13:09:11.195	P 13:07:43.501	44.474	43.220	168.2	13:09:11.195	1		13:09:21.333	13:07:55.226	47.022	39.085	167.7	13:09:21.333
2		2:21.985	1:04.645	41.549	35.791	181.5	13:11:33.180	2		1:55.382	33.820	44.012	37.550	212.1	13:11:16.715
3		1:45.858	30.334	40.696	34.828	241.0	13:13:19.038	3		1:44.247	30.672	39.364	34.211	240.0	13:13:00.962
4		1:42.372	29.792	38.794	33.786	241.6	13:15:01.410	4		1:43.223	30.003	39.101	34.119	240.0	13:14:44.185
5		1:50.841	32.833	43.203	34.805	242.6	13:16:52.251	5		1:42.890	30.008	38.920	33.962	240.5	13:16:27.075
6		1:41.967	29.681	38.693	33.593	241.0	13:18:34.218	6		1:43.311	30.026	39.173	34.112	241.0	13:18:10.386
7		1:41.908	29.638	38.669	33.601	240.5	13:20:16.126	7		1:42.802	29.865	38.992	33.945	241.0	13:19:53.188
8		1:42.092	29.641	38.496	33.955	242.1	13:21:58.218	8		1:42.896	29.919	39.104	33.873	240.0	13:21:36.084
9		1:48.084	P 30.428	39.323	38.333	243.2	13:23:46.302	9		1:58.217	P 33.453	42.723	42.041	238.4	13:23:34.301
10		9:27.480	8:03.934	45.193	38.353	143.2	13:33:13.782	10		7:23.823	6:09.851	39.887	34.085	143.2	13:30:58.124
11		1:47.782	32.315	40.889	34.578	233.2	13:35:01.564	11		1:43.113	30.207	39.011	33.895	235.8	13:32:41.237
12		1:40.862	29.360	38.239	33.263	242.1	13:36:42.426	12		1:44.190	30.424	39.502	34.264	237.8	13:34:25.427
13		1:41.064	29.379	38.312	33.373	241.6	13:38:23.490	13		1:43.811	30.384	39.214	34.213	238.4	13:36:09.238
14		1:57.528	37.005	44.104	36.419	158.8	13:40:21.018	14		1:51.450	P 29.993	39.304	42.153	241.6	13:38:00.688
15		1:41.065	29.366	38.283	33.416	242.6	13:42:02.083	15		7:22.440	6:09.292	39.241	33.907	188.1	13:45:23.128
16		2:05.239	39.137	49.200	36.902	155.6	13:44:07.322	16		1:43.235	30.082	39.019	34.134	238.4	13:47:06.363
17		1:53.158	29.378	47.770	36.010	242.6	13:46:00.480	17		2:08.308	P 34.774	46.168	47.366	221.3	13:49:14.671
18		1:50.322	P 29.610	41.038	39.674	242.6	13:47:50.802								

15

Matteo Nannini

F3 Tatuus 318 A.R.

40

Konsta Lappalainen

F3 Tatuus 318 A.R.

R

Monolite Racing

R

Kic Motorsport

Lap	D	Time	Sector 1	Sector 2	Sector 3	T. Spd	Elapsed	Lap	D	Time	Sector 1	Sector 2	Sector 3	T. Spd	Elapsed
1		13:09:31.961	13:08:06.403	46.697	38.861	168.2	13:09:31.961	1		13:09:34.801	P 13:08:02.528	47.520	44.753	181.8	13:09:34.801
2		1:53.996	34.988	42.537	36.471	215.1	13:11:25.957	2		2:27.254	1:09.786	42.205	35.263	181.8	13:12:02.055
3		1:43.474	30.368	39.240	33.866	239.4	13:13:09.431	3		1:43.362	30.091	39.429	33.842	241.0	13:13:45.417
4		1:43.270	30.180	39.377	33.713	240.5	13:14:52.701	4		1:42.590	29.713	38.964	33.913	241.6	13:15:28.007
5		1:42.944	30.040	39.237	33.667	241.6	13:16:35.645	5		1:42.382	29.631	38.909	33.842	242.1	13:17:10.389
6		1:43.212	29.937	39.157	34.118	243.2	13:18:18.857	6		1:42.184	29.590	38.864	33.730	243.7	13:18:52.573
7		1:42.868	29.941	39.053	33.874	242.1	13:20:01.725	7		1:41.990	29.548	38.699	33.743	244.3	13:20:34.563
8		1:43.468	29.965	39.397	34.106	244.3	13:21:45.193	8		1:42.228	29.551	38.760	33.917	242.6	13:22:16.791
9		1:55.327	34.607	45.149	35.571	228.3	13:23:40.520	9		1:57.287	P		2:31.204	243.7	13:24:14.078
10		1:43.345	30.132	39.106	34.107	241.0	13:25:23.865	10		10:00.368	8:30.431		12:31.572	134.6	13:34:14.446
11		1:52.923	P 30.837	39.840	42.246	241.0	13:27:16.788	11		1:52.628	35.426	42.916	34.286	207.2	13:36:07.074
12		8:41.962	7:16.421	46.333	39.208	148.7	13:35:58.750	12		1:41.393	29.467	38.314	33.612		13:37:48.467
13		2:01.859	35.048	47.104	39.707	208.0	13:38:00.609	13		1:50.260	29.426	38.350	42.484	241.0	13:39:38.727
14		1:41.773	29.782	38.545	33.446	242.1	13:39:42.382	14		1:41.172	29.471	38.292	33.409	244.3	13:41:19.899
15		1:45.492	30.036	40.474	34.982	242.6	13:41:27.874	15		1:41.227	29.366	38.320	33.541	241.6	13:43:01.126
16		1:41.699	29.724	38.603	33.372	240.5	13:43:09.573	16		2:10.771	38.571		2:44.312	180.0	13:45:11.897
17		1:41.671	29.695	38.575	33.401	241.6	13:44:51.244	17		1:41.812	29.418	38.558	33.836	244.3	13:46:53.709
18		1:51.391	32.629	43.441	35.321	241.6	13:46:42.635	18		1:58.940	P 32.492		2:32.776		13:48:52.649
19		1:42.070	29.659	38.584	33.827	241.0	13:48:24.705								
20		1:53.667	P 31.398	39.857	42.412	240.5	13:50:18.372								



Circuito de Barcelona
Formula Regional European Championship
Free Practice - 2
Lap Analysis



41

Emidio Pesce

F3 Tatuus 318 A.R.

R

DR Formula RP Motorsport

Lap	D	Time	Sector 1	Sector 2	Sector 3	T. Spd	Elapsed
1		13:09:30.598 P	13:07:57.458	46.354	46.786	186.2	13:09:30.598
2		2:45.988 P	1:19.988	43.255	42.745	188.4	13:12:16.586
3		2:52.232	1:35.326	41.329	35.577	187.1	13:15:08.818
4		1:44.690	30.582	39.362	34.746	239.4	13:16:53.508
5		1:44.023	30.320	39.360	34.343	243.7	13:18:37.531
6		1:52.077	32.209	44.110	35.758	242.6	13:20:29.608
7		1:43.648	30.236	39.144	34.268	240.5	13:22:13.256
8		1:50.923 P	30.278	39.706	40.939	240.5	13:24:04.179
9		10:50.284	9:34.130	41.588	34.566	183.9	13:34:54.463
10		1:42.587	29.956	38.878	33.753	240.5	13:36:37.050
11		1:48.457	29.678	43.939	34.840	242.1	13:38:25.507
12		1:42.532	29.791	38.857	33.884	241.6	13:40:08.039
13		1:47.678	29.754	38.941	38.983	241.6	13:41:55.717
14		1:58.742	33.044	48.691	37.007	233.2	13:43:54.459
15		1:42.483	29.942	38.709	33.832	241.6	13:45:36.942
16		1:49.744 P	29.815	39.041	40.888	241.6	13:47:26.686

55

Jamie Laura Chadwick

F3 Tatuus 318 A.R.

Prema Powerteam

Lap	D	Time	Sector 1	Sector 2	Sector 3	T. Spd	Elapsed
1		13:09:06.192	13:07:44.534	44.920	36.738	176.7	13:09:06.192
2		1:48.511	31.568	41.650	35.293	231.7	13:10:54.703
3		1:46.528	30.439	39.969	36.120	236.3	13:12:41.231
4		1:48.433	30.964	42.299	35.170	237.3	13:14:29.664
5		1:44.481	30.343	39.913	34.225	239.4	13:16:14.145
6		1:53.337	31.203	47.024	35.110	239.4	13:18:07.482
7		1:52.675	30.260	44.224	38.191	241.6	13:20:00.157
8		1:44.358	30.200	39.770	34.388	241.6	13:21:44.515
9		1:43.787	30.078	39.530	34.179	242.6	13:23:28.302
10		1:44.135	30.122	39.491	34.522	242.1	13:25:12.437
11		1:54.889 P	31.131	40.945	42.813	241.0	13:27:07.326
12		7:23.399	5:59.482	46.653	37.264	168.2	13:34:30.725
13		1:47.685	31.340	41.100	35.245	237.3	13:36:18.410
14		1:42.716	29.792	39.067	33.857	243.7	13:38:01.126
15		1:46.598	31.527	40.301	34.770	246.5	13:39:47.724
16		1:45.271	30.479	39.953	34.839	241.6	13:41:32.995
17		1:42.616	29.836	39.002	33.778	244.3	13:43:15.611
18		1:42.567	29.838	38.855	33.874	242.1	13:44:58.178
19		1:46.916	32.328	39.991	34.597	225.4	13:46:45.094
20		1:42.957	29.879	39.009	34.069	241.6	13:48:28.051
21		1:56.530 P	30.913	40.723	44.894	241.6	13:50:24.581

62

Dennis Hauger

F3 Tatuus 318 A.R.

Van Amersfoort Racing

Lap	D	Time	Sector 1	Sector 2	Sector 3	T. Spd	Elapsed
1		13:09:18.518	13:07:52.617	46.421	39.480	172.2	13:09:18.518
2		2:00.998 P	34.817	42.880	43.301	227.3	13:11:19.516
3		2:35.244 P	1:11.705	42.501	41.038	182.4	13:13:54.760
4		2:25.894	1:07.421	40.443	38.030	178.5	13:16:20.654
5		1:42.931	30.124	39.021	33.786	239.4	13:18:03.585
6		1:42.334	29.814	38.912	33.608	240.5	13:19:45.919
7		2:03.133	35.982	44.454	42.697	237.3	13:21:49.052
8		1:42.461	29.743	38.862	33.856	242.1	13:23:31.513
9		1:41.987	29.662	38.735	33.590	242.1	13:25:13.500
10		1:52.142 P	29.718	39.158	43.266	244.3	13:27:05.642
11		7:18.327	5:55.728	45.243	37.356	170.8	13:34:23.969
12		1:51.627	33.923	40.745	36.959	183.9	13:36:15.596
13		1:40.557	29.338	38.099	33.120	243.7	13:37:56.153
14		1:40.370	29.306	38.019	33.045	243.2	13:39:36.523
15		1:54.592	36.326	43.450	34.816	242.6	13:41:31.115
16		1:40.616	29.237	38.198	33.181	243.7	13:43:11.731
17		1:58.087	34.745	45.762	37.580	232.7	13:45:09.818
18		1:40.989	29.421	38.276	33.292	242.6	13:46:50.807
19		1:57.481 P	29.443	44.142	43.896	244.8	13:48:48.288



Circuito de Barcelona
Formula Regional European Championship
Free Practice - 2
Best Sectors Results



Sector - 1			Sector - 2			Sector - 3			Ideal Lap vs Best Lap						
Clas	Nº	Driver	Time	Nº	Driver	Time	Nº	Driver	Time	Clas	Nº	Driver	Ideal Lap	Best Lap	Clas
1	62	Dennis Hauger	29.237	62	Dennis Hauger	38.019	62	Dennis Hauger	33.045	1	62	Dennis Hauger	1:40.301	1:40.370	1
2	3	Pierre-Louis Chovet	29.292	6	Oliver Rasmussen	38.185	6	Oliver Rasmussen	33.195	2	3	Pierre-Louis Chovet	1:40.739	1:40.773	2
3	14	Arthur Leclerc	29.360	3	Pierre-Louis Chovet	38.220	3	Pierre-Louis Chovet	33.227	3	6	Oliver Rasmussen	1:40.783	1:40.956	4
4	40	Konsta Lappalainen	29.366	14	Arthur Leclerc	38.239	14	Arthur Leclerc	33.263	4	14	Arthur Leclerc	1:40.862	1:40.862	3
5	6	Oliver Rasmussen	29.403	40	Konsta Lappalainen	38.292	5	Patrick Pasma	33.311	5	40	Konsta Lappalainen	1:41.067	1:41.172	5
6	5	Patrick Pasma	29.484	5	Patrick Pasma	38.365	10	Gianluca Petecof	33.354	6	5	Patrick Pasma	1:41.160	1:41.178	6
7	10	Gianluca Petecof	29.511	10	Gianluca Petecof	38.419	15	Matteo Nannini	33.372	7	10	Gianluca Petecof	1:41.284	1:41.359	7
8	15	Matteo Nannini	29.659	15	Matteo Nannini	38.545	40	Konsta Lappalainen	33.409	8	15	Matteo Nannini	1:41.576	1:41.671	8
9	41	Emidio Pesce	29.678	41	Emidio Pesce	38.709	41	Emidio Pesce	33.753	9	41	Emidio Pesce	1:42.140	1:42.483	9
10	55	Jamie Laura Chadwi	29.792	55	Jamie Laura Chadwi	38.855	55	Jamie Laura Chadwi	33.778	10	55	Jamie Laura Chadwi	1:42.425	1:42.567	10
11	33	Henrion Gillian	29.865	33	Henrion Gillian	38.920	33	Henrion Gillian	33.873	11	33	Henrion Gillian	1:42.658	1:42.802	11



Circuito de Barcelona
 Formula Regional European Championship
 Free Practice - 2
 Best 5 Lap Times



Cls	Nº	Driver	Nat	Competitor	Nat	Rookie	Cls	Best 1		Best 2		Best 3		Best 4		Best 5	
								Time	Lap	Time	Lap	Time	Lap	Time	Lap	Time	Lap
1	62	Dennis Hauger	NOR	Van Amersfoort Racing	NLD			1:40.370	14	1:40.557	13	1:40.616	16	1:40.989	18	1:41.987	9
2	3	Pierre-Louis Chovet	FRA	Van Amersfoort Racing	NLD	R	1	1:40.773	15	1:41.010	17	1:42.034	8	1:42.136	9	1:42.398	6
3	14	Arthur Leclerc	MC	Prema Powerteam	ITA	R	2	1:40.862	12	1:41.064	13	1:41.065	15	1:41.908	7	1:41.967	6
4	6	Oliver Rasmussen	DNK	Prema Powerteam	ITA	R	3	1:40.956	16	1:41.031	15	1:41.121	18	1:41.446	13	1:41.457	19
5	40	Konsta Lappalainen	FIN	Kic Motorsport	FIN			1:41.172	14	1:41.227	15	1:41.393	12	1:41.812	17	1:41.990	7
6	5	Patrick Pasma	FIN	Kic Motorsport	FIN			1:41.178	15	1:41.530	14	1:42.177	7	1:42.298	10	1:42.360	6
7	10	Gianluca Petecof	BRA	Prema Powerteam	ITA	R	4	1:41.359	12	1:41.476	17	1:41.566	14	1:41.747	15	1:42.083	8
8	15	Matteo Nannini	ITA	Monolite Racing	ITA			1:41.671	17	1:41.699	16	1:41.773	14	1:42.070	19	1:42.868	7
9	41	Emidio Pesce	ITA	DR Formula RP Motorsport	PRT	R	5	1:42.483	15	1:42.532	12	1:42.587	10	1:43.648	7	1:44.023	5
10	55	Jamie Laura Chadwick	GBR	Prema Powerteam	ITA			1:42.567	18	1:42.616	17	1:42.716	14	1:42.957	20	1:43.787	9
11	33	Henrion Gillian	FRA	Gillian Track Events GTE	FRA	R	6	1:42.802	7	1:42.890	5	1:42.896	8	1:43.113	11	1:43.223	4



Circuito de Barcelona
Formula Regional European Championship
Free Practice - 2
Best 5 Top Speeds



Cls	Nº	Driver	Nat	Competitor	Nat	Rookie	Cls	Top 1		Top 2		Top 3		Top 4		Top 5		Avg
								Km/h	Lap	Km/h	Lap	Km/h	Lap	Km/h	Lap	Km/h	Lap	
1	55	Jamie Laura Chadwick	GBR	Prema Powerteam	ITA			246.5	15	244.3	17	243.7	14	242.6	9	242.1	10	243.9
2	5	Patrick Pasma	FIN	Kic Motorsport	FIN			246.0	16	243.2	8	242.6	7	242.1	6	241.6	5	243.1
3	62	Dennis Hauger	NOR	Van Amersfoort Racing	NLD			244.8	19	244.3	10	243.7	13	243.7	16	243.2	14	244.0
4	6	Oliver Rasmussen	DNK	Prema Powerteam	ITA	R	1	244.3	8	242.6	6	242.6	13	242.6	16	242.1	4	242.9
5	15	Matteo Nannini	ITA	Monolite Racing	ITA			244.3	8	243.2	6	242.6	15	242.1	7	242.1	14	242.9
6	40	Konsta Lappalainen	FIN	Kic Motorsport	FIN			244.3	7	244.3	14	244.3	17	243.7	6	243.7	9	244.1
7	3	Pierre-Louis Chovet	FRA	Van Amersfoort Racing	NLD	R	2	243.7	17	243.7	18	242.6	14	242.1	15	241.6	13	242.8
8	41	Emidio Pesce	ITA	DR Formula RP Motorsport	PRT	R	3	243.7	5	242.6	6	242.1	11	241.6	12	241.6	13	242.3
9	14	Arthur Leclerc	MC	Prema Powerteam	ITA	R	4	243.2	9	242.6	5	242.6	15	242.6	17	242.6	18	242.8
10	10	Gianluca Petecof	BRA	Prema Powerteam	ITA	R	5	242.1	6	242.1	18	241.6	12	241.6	15	241.0	14	241.7
11	33	Henrion Gillian	FRA	Gillian Track Events GTE	FRA	R	6	241.6	14	241.0	6	241.0	7	240.5	5	240.0	3	240.8



Circuito de Barcelona
Formula Regional European Championship
Free Practice - 2
Fastest Laps Sequence



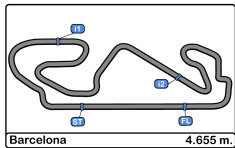
Lap	Time of Day	Session Time	Nº	Driver	Nat	Competitor	Nat	Rookie	Time	Km/h
2	13:10:54.703	3:54.703	55	Jamie Laura Chadwick	GBR	Prema Powerteam	ITA		1:48.511	154.4
3	13:12:41.231	5:41.231	55	Jamie Laura Chadwick	GBR	Prema Powerteam	ITA		1:46.528	157.3
3	13:12:58.800	5:58.800	5	Patrick Pasma	FIN	Kic Motorsport	FIN		1:43.986	161.1
3	13:13:09.431	6:09.431	15	Matteo Nannini	ITA	Monolite Racing	ITA		1:43.474	161.9
3	13:13:32.779	6:32.779	10	Gianluca Petecof	BRA	Prema Powerteam	ITA	R	1:43.267	162.2
4	13:14:41.522	7:41.522	5	Patrick Pasma	FIN	Kic Motorsport	FIN		1:42.722	163.1
4	13:15:01.410	8:01.410	14	Arthur Leclerc	MCO	Prema Powerteam	ITA	R	1:42.372	163.6
6	13:18:14.785	11:14.785	5	Patrick Pasma	FIN	Kic Motorsport	FIN		1:42.360	163.7
6	13:18:34.218	11:34.218	14	Arthur Leclerc	MCO	Prema Powerteam	ITA	R	1:41.967	164.3
7	13:20:16.126	13:16.126	14	Arthur Leclerc	MCO	Prema Powerteam	ITA	R	1:41.908	164.4
12	13:36:42.426	29:42.426	14	Arthur Leclerc	MCO	Prema Powerteam	ITA	R	1:40.862	166.1
13	13:37:56.153	30:56.153	62	Dennis Hauger	NOR	Van Amersfoort Racing	NLD		1:40.557	166.6
14	13:39:36.523	32:36.523	62	Dennis Hauger	NOR	Van Amersfoort Racing	NLD		1:40.370	166.9



Circuito de Barcelona
Formula Regional European Championship
Free Practice - 2
Event Best Maximum Speed



Nº	Driver	Nat	Competitor	Nat	Rookie	Km/h	Session
40	Konsta Lappalainen	FIN	Kic Motorsport	FIN		247.7	Free Practice - 1
55	Jamie Laura Chadwick	GBR	Prema Powerteam	ITA		246.5	Free Practice - 2
41	Emidio Pesce	ITA	DR Formula RP Motorsport	PRT	R	246.0	Free Practice - 1
5	Patrick Pasma	FIN	Kic Motorsport	FIN		246.0	Free Practice - 1
15	Matteo Nannini	ITA	Monolite Racing	ITA		245.4	Free Practice - 1
62	Dennis Hauger	NOR	Van Amersfoort Racing	NLD		244.8	Free Practice - 2
6	Oliver Rasmussen	DNK	Prema Powerteam	ITA	R	244.3	Free Practice - 2
3	Pierre-Louis Chovet	FRA	Van Amersfoort Racing	NLD	R	243.7	Free Practice - 2
14	Arthur Leclerc	MCO	Prema Powerteam	ITA	R	243.2	Free Practice - 2
33	Henrion Gillian	FRA	Gillian Track Events GTE	FRA	R	242.1	Free Practice - 1
10	Gianluca Petecof	BRA	Prema Powerteam	ITA	R	242.1	Free Practice - 2



Circuito de Barcelona
Formula Regional European Championship
Free Practice - 2
Pit Stop Analysis



3 Pierre-Louis Chovet R Van Amersfoort Racing
 F3 Tatuus 318 A.R.

Nr.	In Day Time	In Time	Out Time	Pit Time	T. Pit Time	Handicap	Penalty
1	13:11:11.055	13:11:11.055	13:11:34.877	23.822	23.822		
2	13:13:39.440	13:13:39.440	13:14:02.901	23.461	47.283		
3	13:26:59.760	13:26:59.760	13:33:17.869	6:18.109	7:05.392		

5 Patrick Pasma Kic Motorsport
 F3 Tatuus 318 A.R.

Nr.	In Day Time	In Time	Out Time	Pit Time	T. Pit Time	Handicap	Penalty
1	13:21:50.317	13:21:50.317	13:26:07.381	4:17.064	4:17.064		
2	13:31:25.467	13:31:25.467	13:37:23.350	5:57.883	10:14.947		

6 Oliver Rasmussen R Prema Powerteam
 F3 Tatuus 318 A.R.

Nr.	In Day Time	In Time	Out Time	Pit Time	T. Pit Time	Handicap	Penalty
1	13:09:25.877	13:09:25.877	13:09:55.575	29.698	29.698		
2	13:25:50.424	13:25:50.424	13:31:36.178	5:45.754	6:15.452		

10 Gianluca Petecof R Prema Powerteam
 F3 Tatuus 318 A.R.

Nr.	In Day Time	In Time	Out Time	Pit Time	T. Pit Time	Handicap	Penalty
1	13:09:23.943	13:09:23.943	13:09:48.321	24.378	24.378		
2	13:24:22.109	13:24:22.109	13:31:31.101	7:08.992	7:33.370		

14 Arthur Leclerc R Prema Powerteam
 F3 Tatuus 318 A.R.

Nr.	In Day Time	In Time	Out Time	Pit Time	T. Pit Time	Handicap	Penalty
1	13:09:08.428	13:09:08.428	13:09:34.167	25.739	25.739		
2	13:23:43.710	13:23:43.710	13:31:11.243	7:27.533	7:53.272		

15 Matteo Nannini Monolite Racing
 F3 Tatuus 318 A.R.

Nr.	In Day Time	In Time	Out Time	Pit Time	T. Pit Time	Handicap	Penalty
1	13:27:13.957	13:27:13.957	13:33:56.210	6:42.253	6:42.253		

33 Henrion Gillian R Gillian Track Events GTE
 F3 Tatuus 318 A.R.

Nr.	In Day Time	In Time	Out Time	Pit Time	T. Pit Time	Handicap	Penalty
1	13:23:31.590	13:23:31.590	13:29:07.930	5:36.340	5:36.340		
2	13:37:58.091	13:37:58.091	13:43:39.480	5:41.389	11:17.729		

40 Konsta Lappalainen Kic Motorsport
 F3 Tatuus 318 A.R.

Nr.	In Day Time	In Time	Out Time	Pit Time	T. Pit Time	Handicap	Penalty
1	13:09:32.227	13:09:32.227	13:10:01.052	28.825	28.825		
2	13:24:11.534	13:24:11.534	13:32:04.266	7:52.732	8:21.557		

41 Emidio Pesce R DR Formula RP Motorsport
 F3 Tatuus 318 A.R.

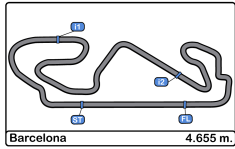
Nr.	In Day Time	In Time	Out Time	Pit Time	T. Pit Time	Handicap	Penalty
1	13:09:28.040	13:09:28.040	13:10:19.485	51.445	51.445		
2	13:12:14.049	13:12:14.049	13:13:09.500	55.451	1:46.896		
3	13:24:01.464	13:24:01.464	13:33:05.056	9:03.592	10:50.488		

55 Jamie Laura Chadwick Prema Powerteam
 F3 Tatuus 318 A.R.

Nr.	In Day Time	In Time	Out Time	Pit Time	T. Pit Time	Handicap	Penalty
1	13:27:04.474	13:27:04.474	13:32:29.862	5:25.388	5:25.388		

62 Dennis Hauger Van Amersfoort Racing
 F3 Tatuus 318 A.R.

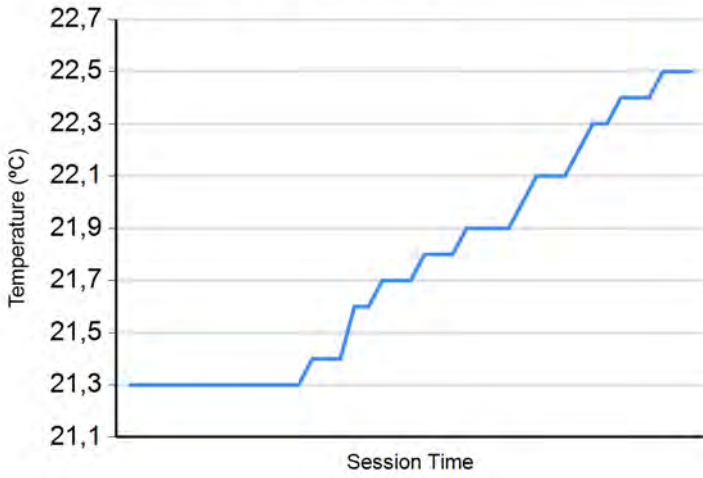
Nr.	In Day Time	In Time	Out Time	Pit Time	T. Pit Time	Handicap	Penalty
1	13:11:17.013	13:11:17.013	13:11:43.868	26.855	26.855		
2	13:13:52.251	13:13:52.251	13:14:16.131	23.880	50.735		
3	13:27:03.061	13:27:03.061	13:32:25.630	5:22.569	6:13.304		



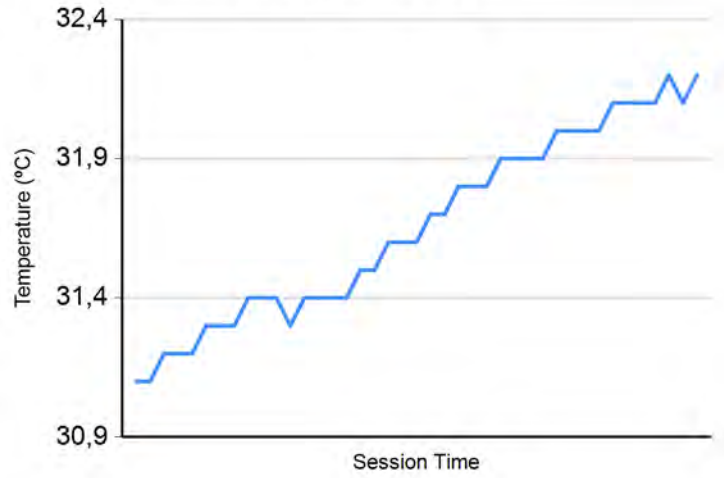
Circuito de Barcelona
Formula Regional European Championship
Free Practice - 2
Weather Report



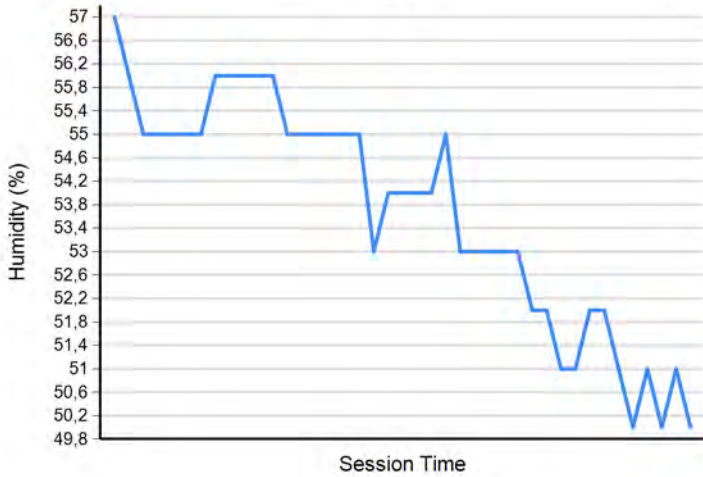
Air Temperature



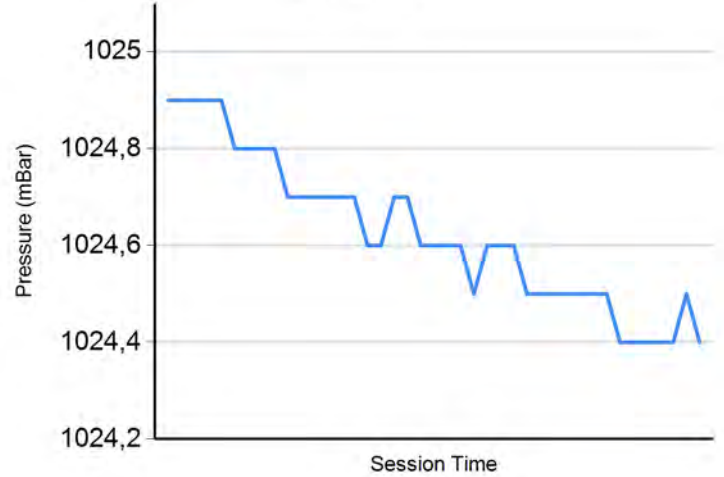
Track Temperature



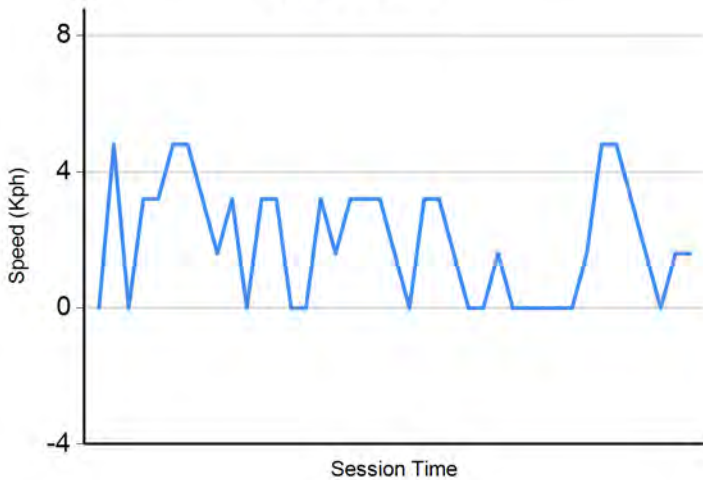
Humidity



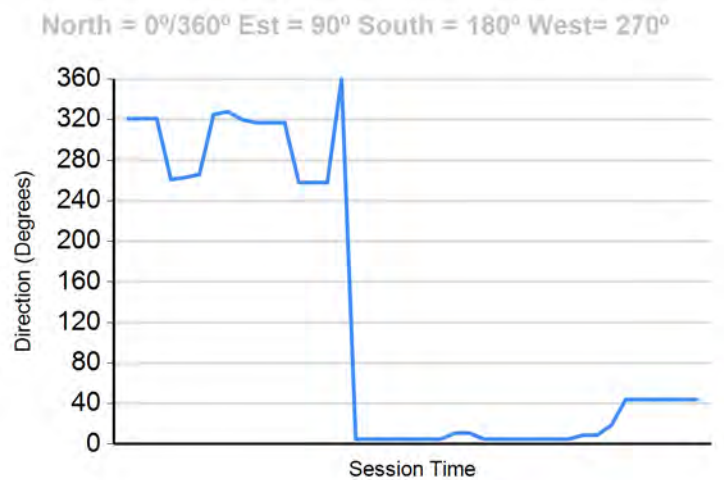
Pressure



Wind Speed



Wind direction






Circuito de Barcelona
Formula Regional European Championship
Free Practice 1 - 2
Combined Results



Cls	Nº	Driver	Nat	Competitor	Nat	Rookie	Cls	Laps	Free Practice - 1	Free Practice - 2	Best	Gap	Interval	Km/h		
1	62	Dennis Hauger	NOR	Van Amersfoort Racing	NLD			40	1:40.884	7	1:40.370	14	1:40.370		166.9	
2	14	Arthur Leclerc	MC	Prema Powerteam	ITA	R	1	35	1:40.400	9	1:40.862	12	1:40.400	0.030	0.030	166.9
3	40	Konsta Lappalainen	FIN	Kic Motorsport	FIN			35	1:40.629	7	1:41.172	14	1:40.629	0.259	0.229	166.5
4	3	Pierre-Louis Chovet	FRA	Van Amersfoort Racing	NLD	R	2	38	1:40.957	13	1:40.773	15	1:40.773	0.403	0.144	166.2
5	5	Patrick Pasma	FIN	Kic Motorsport	FIN			34	1:40.878	15	1:41.178	15	1:40.878	0.508	0.105	166.1
6	6	Oliver Rasmussen	DNK	Prema Powerteam	ITA	R	3	36	1:41.400	10	1:40.956	16	1:40.956	0.586	0.078	165.9
7	10	Gianluca Petecof	BRA	Prema Powerteam	ITA	R	4	33	1:41.202	9	1:41.359	12	1:41.202	0.832	0.246	165.5
8	15	Matteo Nannini	ITA	Monolite Racing	ITA			37	1:41.344	15	1:41.671	17	1:41.344	0.974	0.142	165.3
9	41	Emidio Pesce	ITA	DR Formula RP Motorsport	PRT	R	5	33	1:41.821	8	1:42.483	15	1:41.821	1.451	0.477	164.5
10	55	Jamie Laura Chadwick	GBR	Prema Powerteam	ITA			39	1:42.227	17	1:42.567	18	1:42.227	1.857	0.406	163.9
11	33	Henrion Gillian	FRA	Gillian Track Events GTE	FRA	R	6	36	1:42.610	17	1:42.802	7	1:42.610	2.240	0.383	163.3

Published at:.....

Stewards:	Race Director:	Timekeeper: 
------------------	-----------------------	---



Circuito de Barcelona
Formula Regional European Championship
Qualifying - 1
Provisional Results



Cls	Nº	Driver	Nat	Competitor	Nat	Rookie	Cls	Laps	Best	Time	Gap	Interval	Km/h
1	3	Pierre-Louis Chovet	FRA	Van Amersfoort Racing	NLD	R	1	8	6	1:40.791			166.2
2	62	Dennis Hauger	NOR	Van Amersfoort Racing	NLD			8	6	1:40.946	0.155	0.155	166.0
3	6	Oliver Rasmussen	DNK	Prema Powerteam	ITA	R	2	9	8	1:41.242	0.451	0.296	165.5
4	5	Patrick Pasma	FIN	Kic Motorsport	FIN			8	4	1:41.296	0.505	0.054	165.4
5	14	Arthur Leclerc	MCO	Prema Powerteam	ITA	R	3	9	6	1:41.300	0.509	0.004	165.4
6	15	Matteo Nannini	ITA	Monolite Racing	ITA			9	6	1:41.673	0.882	0.373	164.8
7	10	Gianluca Petecof	BRA	Prema Powerteam	ITA	R	4	9	4	1:41.748	0.957	0.075	164.7
8	40	Konsta Lappalainen	FIN	Kic Motorsport	FIN			8	6	1:41.834	1.043	0.086	164.5
9	33	Henrion Gillian	FRA	Gillian Track Events GTE	FRA	R	5	9	4	1:42.468	1.677	0.634	163.5
10	41	Emidio Pesce	ITA	DR Formula RP Motorsport	PRT	R	6	7	4	1:42.507	1.716	0.039	163.4
11	55	Jamie Laura Chadwick	GBR	Prema Powerteam	ITA			9	6	1:42.955	2.164	0.448	162.7

Published at:.....

Track Temp: **28.8 °C** Air Temp: **22.8 °C** Humidity: **56 %** Track Status: **DRY**

Stewards:

Race Director:

Timekeeper:



Circuito de Barcelona
Formula Regional European Championship
Qualifying - 1
Provisional Results by Class



Cls	Nº	Driver	Nat	Competitor	Nat	Rookie	Laps	Best	Time	Gap	Interval	Km/h
1	62	Dennis Hauger	NOR	Van Amersfoort Racing	NLD		8	6	1:40.946			166.0
2	5	Patrick Pasma	FIN	Kic Motorsport	FIN		8	4	1:41.296	0.350	0.350	165.4
3	15	Matteo Nannini	ITA	Monolite Racing	ITA		9	6	1:41.673	0.727	0.377	164.8
4	40	Konsta Lappalainen	FIN	Kic Motorsport	FIN		8	6	1:41.834	0.888	0.161	164.5
5	55	Jamie Laura Chadwick	GBR	Prema Powerteam	ITA		9	6	1:42.955	2.009	1.121	162.7
Rookie												
1	3	Pierre-Louis Chovet	FRA	Van Amersfoort Racing	NLD	R	8	6	1:40.791			166.2
2	6	Oliver Rasmussen	DNK	Prema Powerteam	ITA	R	9	8	1:41.242	0.451	0.451	165.5
3	14	Arthur Leclerc	MCO	Prema Powerteam	ITA	R	9	6	1:41.300	0.509	0.058	165.4
4	10	Gianluca Petecof	BRA	Prema Powerteam	ITA	R	9	4	1:41.748	0.957	0.448	164.7
5	33	Henrion Gillian	FRA	Gillian Track Events GTE	FRA	R	9	4	1:42.468	1.677	0.720	163.5
6	41	Emidio Pesce	ITA	DR Formula RP Motorsport	PRT	R	7	4	1:42.507	1.716	0.039	163.4

Published at:.....

Track Temp: **28.8 °C** Air Temp: **22.8 °C** Humidity: **56 %** Track **DRY**

Stewards:

Race Director:

Timekeeper:



Circuito de Barcelona
Formula Regional European Championship
Qualifying - 1
Provisional 2 Fastest Lap Results



Cls	Nº	Driver	Nat	Competitor	Nat	Rookie	Cls	Laps	Best	Time	Gap	Interval	Km/h
1	3	Pierre-Louis Chovet	FRA	Van Amersfoort Racing	NLD	R	1	8	4	1:41.011			166.2
2	62	Dennis Hauger	NOR	Van Amersfoort Racing	NLD			8	4	1:41.064	0.053	0.053	166.0
3	5	Patrick Pasma	FIN	Kic Motorsport	FIN			8	6	1:41.430	0.419	0.366	165.4
4	14	Arthur Leclerc	MCO	Prema Powerteam	ITA	R	2	9	8	1:41.448	0.437	0.018	165.4
5	6	Oliver Rasmussen	DNK	Prema Powerteam	ITA	R	3	9	4	1:41.521	0.510	0.073	165.5
6	15	Matteo Nannini	ITA	Monolite Racing	ITA			9	7	1:41.679	0.668	0.158	164.8
7	10	Gianluca Petecof	BRA	Prema Powerteam	ITA	R	4	9	6	1:41.798	0.787	0.119	164.7
8	40	Konsta Lappalainen	FIN	Kic Motorsport	FIN			8	4	1:41.934	0.923	0.136	164.5
9	41	Emidio Pesce	ITA	DR Formula RP Motorsport	PRT	R	5	7	6	1:42.668	1.657	0.734	163.4
10	33	Henrion Gillian	FRA	Gillian Track Events GTE	FRA	R	6	9	3	1:42.826	1.815	0.158	163.5
11	55	Jamie Laura Chadwick	GBR	Prema Powerteam	ITA			9	4	1:43.033	2.022	0.207	162.7

Published at:.....

Track Temp: **28.8 °C** Air Temp: **22.8 °C** Humidity: **56 %** Track Status: **DRY**

Stewards:

Race Director:

Timekeeper:



Circuito de Barcelona
Formula Regional European Championship
Qualifying - 1
Lap Analysis



3 Pierre-Louis Chovet F3 Tatuus 318 A.R. Van Amersfoort Racing							14 Arthur Leclerc F3 Tatuus 318 A.R. Prema Powerteam								
Lap	D	Time	Sector 1	Sector 2	Sector 3	T. Spd	Elapsed	Lap	D	Time	Sector 1	Sector 2	Sector 3	T. Spd	Elapsed
1		16:01:02.863	15:59:36.328	47.144	39.391	148.7	16:01:02.863	1		16:00:04.176	15:58:39.240	45.975	38.961	170.6	16:00:04.176
2		1:55.638	35.115	43.312	37.211	200.3	16:02:58.501	2		1:47.906	32.436	41.384	34.086	217.7	16:01:52.082
3		1:41.795	29.493	38.462	33.840	242.1	16:04:40.296	3		1:42.149	29.782	38.873	33.494	237.3	16:03:34.231
4		1:41.011	29.442	38.293	33.276	243.2	16:06:21.307	4		1:41.769	29.645	38.744	33.380	239.4	16:05:16.000
5		2:00.544	37.827	47.053	35.664	220.8	16:08:21.851	5		1:54.777	34.375	45.508	34.894	190.8	16:07:10.777
6		1:40.791	29.306	38.261	33.224	242.6	16:10:02.642	6		1:41.300	29.576	38.460	33.264	239.4	16:08:52.077
7		1:49.793	32.400	41.539	35.854	242.6	16:11:52.435	7		1:51.063	33.550	43.008	34.505	196.7	16:10:43.140
8		1:56.447 P	29.524	43.055	43.868	242.1	16:13:48.882	8		1:41.448	29.602	38.449	33.397	238.9	16:12:24.588
5 Patrick Pasma F3 Tatuus 318 A.R. Kic Motorsport							15 Matteo Nannini F3 Tatuus 318 A.R. Monolite Racing								
Lap	D	Time	Sector 1	Sector 2	Sector 3	T. Spd	Elapsed	Lap	D	Time	Sector 1	Sector 2	Sector 3	T. Spd	Elapsed
1		16:00:13.428	15:58:48.814	46.912	37.702	169.2	16:00:13.428	1		16:00:19.808	15:58:51.396	48.469	39.943	151.6	16:00:19.808
2		1:52.733	32.681	43.122	36.930	217.7	16:02:06.161	2		1:56.879	34.859	43.800	38.220	201.4	16:02:16.687
3		1:41.548	29.562	38.684	33.302	242.1	16:03:47.709	3		1:42.326	29.899	38.965	33.462	240.5	16:03:59.013
4		1:41.296	29.496	38.464	33.336	242.6	16:05:29.005	4		1:41.781	29.748	38.670	33.363	241.0	16:05:40.794
5		1:51.990	34.054	43.190	34.746	243.2	16:07:20.995	5		1:55.275	32.235	44.586	38.454	240.5	16:07:36.069
6		1:41.430	29.606	38.604	33.220	241.6	16:09:02.425	6		1:41.673	29.646	38.681	33.346	240.5	16:09:17.742
7		1:41.502	29.507	38.500	33.495	242.6	16:10:43.927	7		1:41.679	29.712	38.583	33.384	240.5	16:10:59.421
8		1:58.927 P	29.645	44.268	45.014	243.2	16:12:42.854	8		2:00.277	34.495	47.658	38.124	241.6	16:12:59.698
6 Oliver Rasmussen F3 Tatuus 318 A.R. Prema Powerteam							33 Henrion Gillian F3 Tatuus 318 A.R. Gillian Track Events GTE								
Lap	D	Time	Sector 1	Sector 2	Sector 3	T. Spd	Elapsed	Lap	D	Time	Sector 1	Sector 2	Sector 3	T. Spd	Elapsed
1		16:00:06.511	15:58:43.416	45.011	38.084	168.7	16:00:06.511	1		16:00:14.806	15:58:52.266	46.221	36.319	161.9	16:00:14.806
2		1:49.348	32.752	41.604	34.992	215.5	16:01:55.859	2		1:52.300	32.206	43.084	37.010	218.6	16:02:07.106
3		1:42.903	29.860	39.344	33.699	240.5	16:03:38.762	3		1:42.826	29.985	39.106	33.735	241.6	16:03:49.932
4		1:41.521	29.570	38.572	33.379	241.0	16:05:20.283	4		1:42.468	29.859	38.785	33.824	239.4	16:05:32.400
5		1:54.006	33.386	45.031	35.589	241.0	16:07:14.289	5		1:51.112	29.854	44.946	36.312	238.9	16:07:23.512
6		1:41.546	29.542	38.780	33.224	241.0	16:08:55.835	6		1:42.847	29.934	38.912	34.001	242.1	16:09:06.359
7		1:53.343	32.335	45.417	35.591	241.0	16:10:49.178	7		1:45.242	29.894	39.201	36.147	239.4	16:10:51.601
8		1:41.242	29.428	38.446	33.368	242.6	16:12:30.420	8		1:43.016	29.967	39.002	34.047	241.0	16:12:34.617
9		1:53.486 P	30.578	41.461	41.447	241.0	16:14:23.906	9		2:05.266 P	34.983	43.293	46.990	212.5	16:14:39.883
10 Gianluca Petecof F3 Tatuus 318 A.R. Prema Powerteam							40 Konsta Lappalainen F3 Tatuus 318 A.R. Kic Motorsport								
Lap	D	Time	Sector 1	Sector 2	Sector 3	T. Spd	Elapsed	Lap	D	Time	Sector 1	Sector 2	Sector 3	T. Spd	Elapsed
1		16:00:27.642	15:58:58.155	49.133	40.354	147.9	16:00:27.642	1		16:00:11.963	15:58:47.947	46.475	37.541	160.2	16:00:11.963
2		1:57.505	33.687	45.391	38.427	208.4	16:02:25.147	2		1:51.347	33.081	41.992	36.274	220.4	16:02:03.310
3		1:45.305	29.854	38.991	36.460	239.4	16:04:10.452	3		1:42.119	29.588	38.823	33.708	243.7	16:03:45.429
4		1:41.748	29.731	38.547	33.470	239.4	16:05:52.200	4		1:41.934	29.522	38.737	33.675	243.7	16:05:27.363
5		1:53.460	33.599	44.064	35.797	239.4	16:07:45.660	5		1:55.549	36.177	43.307	36.065	240.5	16:07:22.912
6		1:41.798	29.676	38.626	33.496	240.5	16:09:27.458	6		1:41.834	29.556	38.625	33.653	244.3	16:09:04.746
7		1:42.087	29.757	38.692	33.638	240.0	16:11:09.545	7		1:42.292	29.396	38.936	33.960	244.8	16:10:47.038
8		1:41.891	29.800	38.652	33.439	240.0	16:12:51.436	8		1:51.961 P	29.556	38.909	43.496	243.7	16:12:38.999
9		1:57.899 P	34.576	41.373	41.950	201.8	16:14:49.335								



Circuito de Barcelona
Formula Regional European Championship
Qualifying - 1
Lap Analysis



41 Emidio Pesce F3 Tatuus 318 A.R.
 R DR Formula RP Motorsport

Lap	D	Time	Sector 1	Sector 2	Sector 3	T. Spd	Elapsed
1		16:01:04.484	15:59:40.649	45.341	38.494	174.7	16:01:04.484
2		1:55.812	34.429	44.736	36.647	197.0	16:03:00.296
3		1:42.944	30.030	38.960	33.954	244.8	16:04:43.240
4		<u>1:42.507</u>	<u>29.795</u>	<u>38.821</u>	33.891	243.2	16:06:25.747
5		2:02.410	35.184	50.297	36.929	230.2	16:08:28.157
6		1:42.668	29.808	39.032	<u>33.828</u>	243.7	16:10:10.825
7		2:04.964 P	34.001	45.099	45.864	241.6	16:12:15.789

55 Jamie Laura Chadwick F3 Tatuus 318 A.R.
 Prema Powerteam

Lap	D	Time	Sector 1	Sector 2	Sector 3	T. Spd	Elapsed
1		16:00:07.395	15:58:41.541	45.491	40.363	167.9	16:00:07.395
2		1:50.345	32.852	42.413	35.080	218.6	16:01:57.740
3		1:43.495	30.078	39.416	34.001	240.5	16:03:41.235
4		1:43.033	30.043	39.156	<u>33.834</u>	240.5	16:05:24.268
5		1:51.965	32.491	43.873	35.601	239.4	16:07:16.233
6		<u>1:42.955</u>	30.053	<u>39.059</u>	33.843	240.5	16:08:59.188
7		1:51.512	31.362	44.696	35.454	240.5	16:10:50.700
8		1:43.239	<u>29.965</u>	39.158	34.116	242.1	16:12:33.939
9		2:04.105 P	31.557	42.591	49.957	239.4	16:14:38.044

62 Dennis Hauger F3 Tatuus 318 A.R.
 Van Amersfoort Racing

Lap	D	Time	Sector 1	Sector 2	Sector 3	T. Spd	Elapsed
1		16:01:00.983	15:59:34.051	47.454	39.478	163.3	16:01:00.983
2		1:54.464	34.881	43.404	36.179	200.7	16:02:55.447
3		1:41.973	29.738	38.670	33.565	239.4	16:04:37.420
4		1:41.064	29.530	<u>38.262</u>	33.272	241.0	16:06:18.484
5		2:00.991	38.853	46.283	35.855	225.4	16:08:19.475
6		<u>1:40.946</u>	<u>29.449</u>	38.270	<u>33.227</u>	242.6	16:10:00.421
7		1:49.746	33.650	41.201	34.895	238.9	16:11:50.167
8		1:50.732 P	29.569	38.391	42.772	241.6	16:13:40.899



Circuit de Barcelona
Formula Regional European Championship
Qualifying - 1
Best Sectors Results



Sector - 1				Sector - 2				Sector - 3				Ideal Lap vs Best Lap				
Clas	Nº	Driver	Time	Nº	Driver	Time	Nº	Driver	Time	Clas	Nº	Driver	Ideal Lap	Best Lap	Clas	
1	3	Pierre-Louis Chovet	29.306	3	Pierre-Louis Chovet	38.261	5	Patrick Pasma	33.220	1	3	Pierre-Louis Chovet	1:40.791	1:40.791	1	
2	40	Konsta Lappalainen	29.396	62	Dennis Hauger	38.262	3	Pierre-Louis Chovet	33.224	2	62	Dennis Hauger	1:40.938	1:40.946	2	
3	6	Oliver Rasmussen	29.428	6	Oliver Rasmussen	38.446	6	Oliver Rasmussen	33.224	3	6	Oliver Rasmussen	1:41.098	1:41.242	3	
4	62	Dennis Hauger	29.449	14	Arthur Leclerc	38.449	62	Dennis Hauger	33.227	4	5	Patrick Pasma	1:41.180	1:41.296	4	
5	5	Patrick Pasma	29.496	5	Patrick Pasma	38.464	14	Arthur Leclerc	33.264	5	14	Arthur Leclerc	1:41.289	1:41.300	5	
6	14	Arthur Leclerc	29.576	10	Gianluca Petecof	38.547	15	Matteo Nannini	33.346	6	15	Matteo Nannini	1:41.575	1:41.673	6	
7	15	Matteo Nannini	29.646	15	Matteo Nannini	38.583	10	Gianluca Petecof	33.439	7	10	Gianluca Petecof	1:41.662	1:41.748	7	
8	10	Gianluca Petecof	29.676	40	Konsta Lappalainen	38.625	40	Konsta Lappalainen	33.653	8	40	Konsta Lappalainen	1:41.674	1:41.834	8	
9	41	Emidio Pesce	29.795	33	Henrion Gillian	38.785	33	Henrion Gillian	33.735	9	33	Henrion Gillian	1:42.374	1:42.468	9	
10	33	Henrion Gillian	29.854	41	Emidio Pesce	38.821	41	Emidio Pesce	33.828	10	41	Emidio Pesce	1:42.444	1:42.507	10	
11	55	Jamie Laura Chadwi	29.965	55	Jamie Laura Chadwi	39.059	55	Jamie Laura Chadwi	33.834	11	55	Jamie Laura Chadwi	1:42.858	1:42.955	11	



Circuito de Barcelona
Formula Regional European Championship
Qualifying - 1
Best 5 Lap Times



Cls	Nº	Driver	Nat	Competitor	Nat	Rookie	Cls	Best 1		Best 2		Best 3		Best 4		Best 5	
								Time	Lap	Time	Lap	Time	Lap	Time	Lap	Time	Lap
1	3	Pierre-Louis Chovet	FRA	Van Amersfoort Racing	NLD	R	1	1:40.791	6	1:41.011	4	1:41.795	3	1:49.793	7	1:55.638	2
2	62	Dennis Hauger	NOR	Van Amersfoort Racing	NLD			1:40.946	6	1:41.064	4	1:41.973	3	1:49.746	7	1:50.732	8
3	6	Oliver Rasmussen	DNK	Prema Powerteam	ITA	R	2	1:41.242	8	1:41.521	4	1:41.546	6	1:42.903	3	1:49.348	2
4	5	Patrick Pasma	FIN	Kic Motorsport	FIN			1:41.296	4	1:41.430	6	1:41.502	7	1:41.548	3	1:51.990	5
5	14	Arthur Leclerc	MC	Prema Powerteam	ITA	R	3	1:41.300	6	1:41.448	8	1:41.769	4	1:42.149	3	1:47.906	2
6	15	Matteo Nannini	ITA	Monolite Racing	ITA			1:41.673	6	1:41.679	7	1:41.781	4	1:42.326	3	1:53.006	9
7	10	Gianluca Petecof	BRA	Prema Powerteam	ITA	R	4	1:41.748	4	1:41.798	6	1:41.891	8	1:42.087	7	1:45.305	3
8	40	Konsta Lappalainen	FIN	Kic Motorsport	FIN			1:41.834	6	1:41.934	4	1:42.119	3	1:42.292	7	1:51.347	2
9	33	Henrion Gillian	FRA	Gillian Track Events GTE	FRA	R	5	1:42.468	4	1:42.826	3	1:42.847	6	1:43.016	8	1:45.242	7
10	41	Emidio Pesce	ITA	DR Formula RP Motorsport	PRT	R	6	1:42.507	4	1:42.668	6	1:42.944	3	1:55.812	2	2:02.410	5
11	55	Jamie Laura Chadwick	GBR	Prema Powerteam	ITA			1:42.955	6	1:43.033	4	1:43.239	8	1:43.495	3	1:50.345	2



Circuito de Barcelona
Formula Regional European Championship
Qualifying - 1
Best 5 Top Speeds



Cls	Nº	Driver	Nat	Competitor	Nat	Rookie	Cls	Top 1		Top 2		Top 3		Top 4		Top 5		Avg
								Km/h	Lap	Km/h	Lap	Km/h	Lap	Km/h	Lap	Km/h	Lap	
1	40	Konsta Lappalainen	FIN	Kic Motorsport	FIN			244.8	7	244.3	6	243.7	3	243.7	4	243.7	8	244.1
2	41	Emidio Pesce	ITA	DR Formula RP Motorsport	PRT	R	1	244.8	3	243.7	6	243.2	4	241.6	7	230.2	5	240.7
3	3	Pierre-Louis Chovet	FRA	Van Amersfoort Racing	NLD	R	2	243.2	4	242.6	6	242.6	7	242.1	3	242.1	8	242.5
4	5	Patrick Pasma	FIN	Kic Motorsport	FIN			243.2	5	243.2	8	242.6	4	242.6	7	242.1	3	242.8
5	6	Oliver Rasmussen	DNK	Prema Powerteam	ITA	R	3	242.6	8	241.0	4	241.0	5	241.0	6	241.0	7	241.3
6	62	Dennis Hauger	NOR	Van Amersfoort Racing	NLD			242.6	6	241.6	8	241.0	4	239.4	3	238.9	7	240.7
7	33	Henrion Gillian	FRA	Gillian Track Events GTE	FRA	R	4	242.1	6	241.6	3	241.0	8	239.4	4	239.4	7	240.7
8	55	Jamie Laura Chadwick	GBR	Prema Powerteam	ITA			242.1	8	240.5	3	240.5	4	240.5	6	240.5	7	240.8
9	15	Matteo Nannini	ITA	Monolite Racing	ITA			241.6	8	241.6	9	241.0	4	240.5	3	240.5	5	241.0
10	10	Gianluca Petecof	BRA	Prema Powerteam	ITA	R	5	240.5	6	240.0	7	240.0	8	239.4	3	239.4	4	239.8
11	14	Arthur Leclerc	MC	Prema Powerteam	ITA	R	6	239.4	4	239.4	6	239.4	9	238.9	8	237.3	3	238.9



Circuito de Barcelona
Formula Regional European Championship
Qualifying - 1
Fastest Laps Sequence



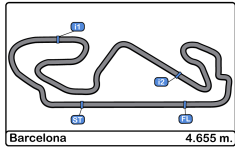
Lap	Time of Day	Session Time	Nº	Driver	Nat	Competitor	Nat	Rookie	Time	Km/h
2	16:01:52.082	4:52.082	14	Arthur Leclerc	MCO	Prema Powerteam	ITA	R	1:47.906	155.3
3	16:03:34.231	6:34.231	14	Arthur Leclerc	MCO	Prema Powerteam	ITA	R	1:42.149	164.0
3	16:03:45.429	6:45.429	40	Konsta Lappalainen	FIN	Kic Motorsport	FIN		1:42.119	164.1
3	16:03:47.709	6:47.709	5	Patrick Pasma	FIN	Kic Motorsport	FIN		1:41.548	165.0
4	16:05:20.283	8:20.283	6	Oliver Rasmussen	DNK	Prema Powerteam	ITA	R	1:41.521	165.0
4	16:05:29.005	8:29.005	5	Patrick Pasma	FIN	Kic Motorsport	FIN		1:41.296	165.4
4	16:06:18.484	9:18.484	62	Dennis Hauger	NOR	Van Amersfoort Racing	NLD		1:41.064	165.8
4	16:06:21.307	9:21.307	3	Pierre-Louis Chovet	FRA	Van Amersfoort Racing	NLD	R	1:41.011	165.9
6	16:10:00.421	13:00.421	62	Dennis Hauger	NOR	Van Amersfoort Racing	NLD		1:40.946	166.0
6	16:10:02.642	13:02.642	3	Pierre-Louis Chovet	FRA	Van Amersfoort Racing	NLD	R	1:40.791	166.2



Circuito de Barcelona
Formula Regional European Championship
Qualifying - 1
Event Best Maximum Speed



Nº	Driver	Nat	Competitor	Nat	Rookie	Km/h	Session
40	Konsta Lappalainen	FIN	Kic Motorsport	FIN		247.7	Free Practice - 1
55	Jamie Laura Chadwick	GBR	Prema Powerteam	ITA		246.5	Free Practice - 2
41	Emidio Pesce	ITA	DR Formula RP Motorsport	PRT	R	246.0	Free Practice - 1
5	Patrick Pasma	FIN	Kic Motorsport	FIN		246.0	Free Practice - 1
15	Matteo Nannini	ITA	Monolite Racing	ITA		245.4	Free Practice - 1
62	Dennis Hauger	NOR	Van Amersfoort Racing	NLD		244.8	Free Practice - 2
6	Oliver Rasmussen	DNK	Prema Powerteam	ITA	R	244.3	Free Practice - 2
3	Pierre-Louis Chovet	FRA	Van Amersfoort Racing	NLD	R	243.7	Free Practice - 2
14	Arthur Leclerc	MCO	Prema Powerteam	ITA	R	243.2	Free Practice - 2
33	Henrion Gillian	FRA	Gillian Track Events GTE	FRA	R	242.1	Free Practice - 1
10	Gianluca Petecof	BRA	Prema Powerteam	ITA	R	242.1	Free Practice - 2



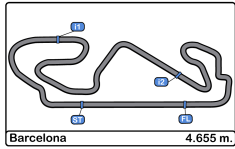
Circuito de Barcelona

Formula Regional European Championship

Qualifying - 1

Pit Stop Analysis

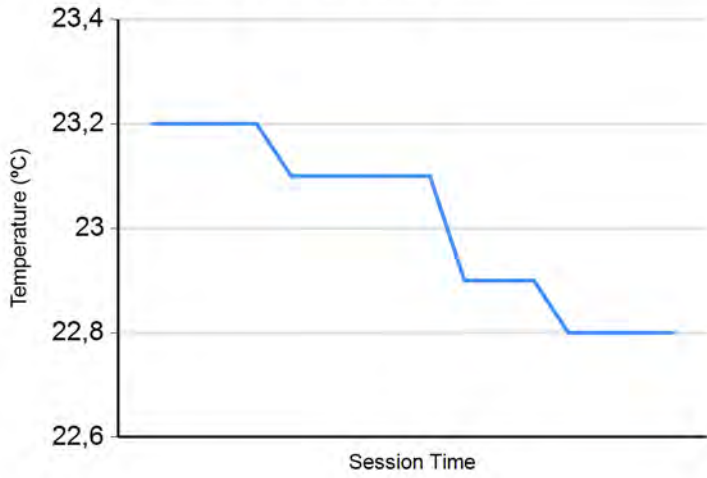




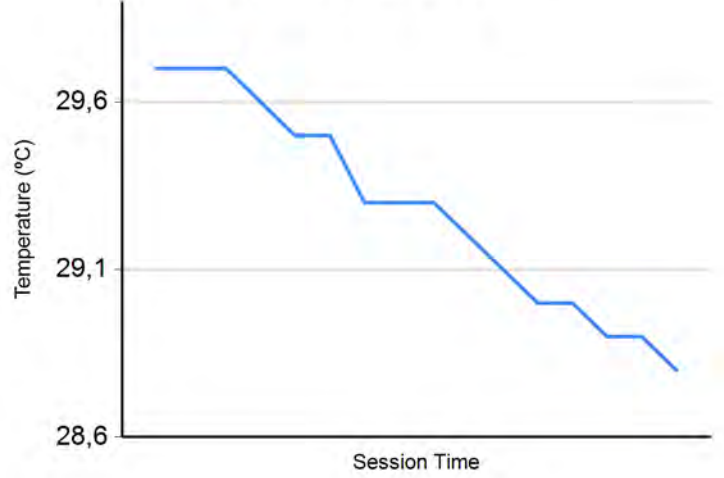
Circuit de Barcelona
Formula Regional European Championship
Qualifying - 1
Weather Report



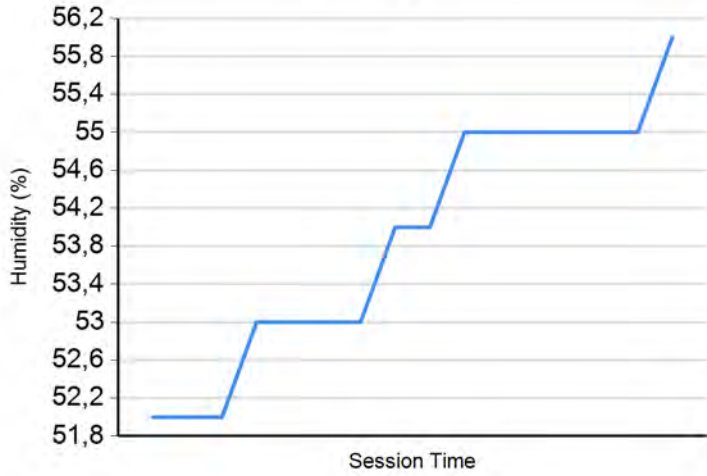
Air Temperature



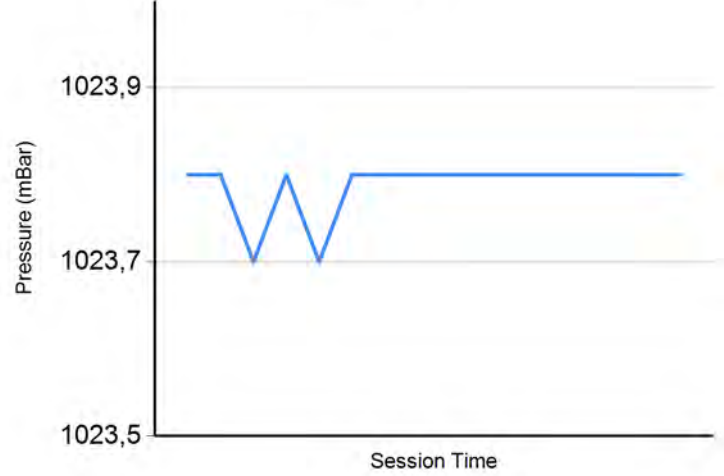
Track Temperature



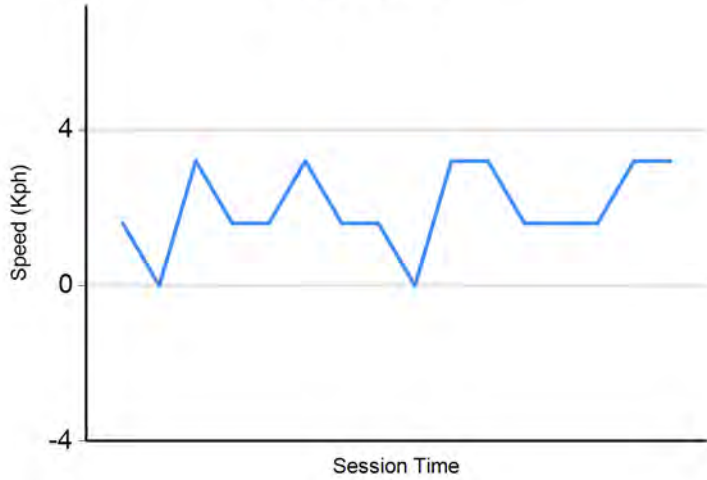
Humidity



Pressure

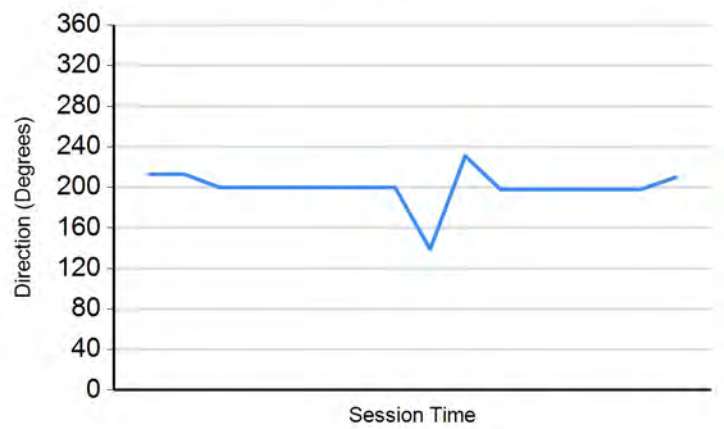


Wind Speed



Wind direction

North = 0°/360° Est = 90° South = 180° West = 270°





Circuito de Barcelona
Formula Regional European Championship
Qualifying - 1
Final Results



Cls	Nº	Driver	Nat	Competitor	Nat	Rookie	Cls	Laps	Best	Time	Gap	Interval	Km/h
1	3	Pierre-Louis Chovet	FRA	Van Amersfoort Racing	NLD	R	1	8	6	1:40.791			166.2
2	62	Dennis Hauger	NOR	Van Amersfoort Racing	NLD			8	6	1:40.946	0.155	0.155	166.0
3	6	Oliver Rasmussen	DNK	Prema Powerteam	ITA	R	2	9	8	1:41.242	0.451	0.296	165.5
4	5	Patrick Pasma	FIN	Kic Motorsport	FIN			8	4	1:41.296	0.505	0.054	165.4
5	14	Arthur Leclerc	MCO	Prema Powerteam	ITA	R	3	9	6	1:41.300	0.509	0.004	165.4
6	15	Matteo Nannini	ITA	Monolite Racing	ITA			9	6	1:41.673	0.882	0.373	164.8
7	10	Gianluca Petecof	BRA	Prema Powerteam	ITA	R	4	9	4	1:41.748	0.957	0.075	164.7
8	40	Konsta Lappalainen	FIN	Kic Motorsport	FIN			8	6	1:41.834	1.043	0.086	164.5
9	33	Henrion Gillian	FRA	Gillian Track Events GTE	FRA	R	5	9	4	1:42.468	1.677	0.634	163.5
10	41	Emidio Pesce	ITA	DR Formula RP Motorsport	PRT	R	6	7	4	1:42.507	1.716	0.039	163.4
11	55	Jamie Laura Chadwick	GBR	Prema Powerteam	ITA			9	6	1:42.955	2.164	0.448	162.7

Published at:.....

Track Temp: **28.8 °C** Air Temp: **22.8 °C** Humidity: **56 %** Track Status: **DRY**

Stewards:

Race Director:

Timekeeper:



Circuito de Barcelona
Formula Regional European Championship
Qualifying - 2
Provisional Results



Cls	Nº	Driver	Nat	Competitor	Nat	Rookie	Cls	Laps	Best	Time	Gap	Interval	Km/h
1	62	Dennis Hauger	NOR	Van Amersfoort Racing	NLD			8	4	1:40.642			166.5
2	3	Pierre-Louis Chovet	FRA	Van Amersfoort Racing	NLD	R	1	8	4	1:40.744	0.102	0.102	166.3
3	6	Oliver Rasmussen	DNK	Prema Powerteam	ITA	R	2	7	4	1:40.814	0.172	0.070	166.2
4	14	Arthur Leclerc	MCO	Prema Powerteam	ITA	R	3	8	6	1:40.979	0.337	0.165	165.9
5	10	Gianluca Petecof	BRA	Prema Powerteam	ITA	R	4	8	6	1:40.985	0.343	0.006	165.9
6	5	Patrick Pasma	FIN	Kic Motorsport	FIN			8	6	1:41.081	0.439	0.096	165.7
7	15	Matteo Nannini	ITA	Monolite Racing	ITA			7	6	1:41.142	0.500	0.061	165.6
8	40	Konsta Lappalainen	FIN	Kic Motorsport	FIN			8	6	1:41.540	0.898	0.398	165.0
9	33	Henrion Gillian	FRA	Gillian Track Events GTE	FRA	R	5	8	4	1:41.622	0.980	0.082	164.9
10	55	Jamie Laura Chadwick	GBR	Prema Powerteam	ITA			8	4	1:42.364	1.722	0.742	163.7
11	41	Emidio Pesce	ITA	DR Formula RP Motorsport	PRT	R	6	8	8	1:42.782	2.140	0.418	163.0

Published at:.....

Track Temp: **27.2 °C** Air Temp: **21.7 °C** Humidity: **59 %** Track Status: **DRY**

Stewards:

Race Director:

Timekeeper:



Circuito de Barcelona
Formula Regional European Championship
Qualifying - 2
Provisional Results by Class



Cls	Nº	Driver	Nat	Competitor	Nat	Rookie	Laps	Best	Time	Gap	Interval	Km/h
1	62	Dennis Hauger	NOR	Van Amersfoort Racing	NLD		8	4	1:40.642			166.5
2	5	Patrick Pasma	FIN	Kic Motorsport	FIN		8	6	1:41.081	0.439	0.439	165.7
3	15	Matteo Nannini	ITA	Monolite Racing	ITA		7	6	1:41.142	0.500	0.061	165.6
4	40	Konsta Lappalainen	FIN	Kic Motorsport	FIN		8	6	1:41.540	0.898	0.398	165.0
5	55	Jamie Laura Chadwick	GBR	Prema Powerteam	ITA		8	4	1:42.364	1.722	0.824	163.7
Rookie												
1	3	Pierre-Louis Chovet	FRA	Van Amersfoort Racing	NLD	R	8	4	1:40.744			166.3
2	6	Oliver Rasmussen	DNK	Prema Powerteam	ITA	R	7	4	1:40.814	0.070	0.070	166.2
3	14	Arthur Leclerc	MCO	Prema Powerteam	ITA	R	8	6	1:40.979	0.235	0.165	165.9
4	10	Gianluca Petecof	BRA	Prema Powerteam	ITA	R	8	6	1:40.985	0.241	0.006	165.9
5	33	Henrion Gillian	FRA	Gillian Track Events GTE	FRA	R	8	4	1:41.622	0.878	0.637	164.9
6	41	Emidio Pesce	ITA	DR Formula RP Motorsport	PRT	R	8	8	1:42.782	2.038	1.160	163.0

Published at:.....

Track Temp: **27.2 °C** Air Temp: **21.7 °C** Humidity: **59 %** Track **DRY**

Stewards:

Race Director:

Timekeeper:



Circuito de Barcelona
Formula Regional European Championship
Qualifying - 2
Provisional 2 Fastest Lap Results



Cls	Nº	Driver	Nat	Competitor	Nat	Rookie	Cls	Laps	Best	Time	Gap	Interval	Km/h
1	62	Dennis Hauger	NOR	Van Amersfoort Racing	NLD			8	8	1:40.890			166.5
2	3	Pierre-Louis Chovet	FRA	Van Amersfoort Racing	NLD	R	1	8	8	1:40.944	0.054	0.054	166.3
3	10	Gianluca Petecof	BRA	Prema Powerteam	ITA	R	2	8	8	1:41.048	0.158	0.104	165.9
4	6	Oliver Rasmussen	DNK	Prema Powerteam	ITA	R	3	7	6	1:41.056	0.166	0.008	166.2
5	14	Arthur Leclerc	MCO	Prema Powerteam	ITA	R	4	8	4	1:41.175	0.285	0.119	165.9
6	5	Patrick Pasma	FIN	Kic Motorsport	FIN			8	4	1:41.189	0.299	0.014	165.7
7	15	Matteo Nannini	ITA	Monolite Racing	ITA			7	4	1:41.403	0.513	0.214	165.6
8	40	Konsta Lappalainen	FIN	Kic Motorsport	FIN			8	4	1:41.674	0.784	0.271	165.0
9	33	Henrion Gillian	FRA	Gillian Track Events GTE	FRA	R	5	8	3	1:42.012	1.122	0.338	164.9
10	55	Jamie Laura Chadwick	GBR	Prema Powerteam	ITA			8	6	1:42.623	1.733	0.611	163.7
11	41	Emidio Pesce	ITA	DR Formula RP Motorsport	PRT	R	6	8	6	1:43.019	2.129	0.396	163.0

Published at:.....

Track Temp: **27.2 °C** Air Temp: **21.7 °C** Humidity: **59 %** Track Status: **DRY**

Stewards:

Race Director:

Timekeeper:



Circuito de Barcelona
Formula Regional European Championship
Qualifying - 2
Lap Analysis



3 Pierre-Louis Chovet F3 Tatuus 318 A.R. **14** Arthur Leclerc F3 Tatuus 318 A.R.
 R Van Amersfoort Racing R Prema Powerteam

Lap D	Time	Sector 1	Sector 2	Sector 3	T. Spd	Elapsed	Lap D	Time	Sector 1	Sector 2	Sector 3	T. Spd	Elapsed
1	16:25:45.806	16:24:21.557	46.205	38.044	153.8	16:25:45.806	1	16:25:56.020	16:24:34.647	44.719	36.654	162.6	16:25:56.020
2	1:50.434	33.515	42.073	34.846	213.8	16:27:36.240	2	1:50.130	31.050	40.866	38.214	230.7	16:27:46.150
3	1:41.470	29.624	38.543	33.303	241.0	16:29:17.710	3	1:44.327	30.112	39.307	34.908	241.0	16:29:30.477
4	1:40.744	29.331	38.145	33.268	241.0	16:30:58.454	4	1:41.175	29.365	38.360	33.450	241.6	16:31:11.652
5	1:55.006	35.140	44.076	35.790	228.8	16:32:53.460	5	1:47.917	30.982	41.008	35.927	244.8	16:32:59.569
6	1:40.955	29.466	38.252	33.237	241.6	16:34:34.415	6	1:40.979	29.408	38.252	33.319	241.6	16:34:40.548
7	1:51.399	34.296	41.725	35.378	241.0	16:36:25.814	7	1:48.732	31.369	41.840	35.523	241.0	16:36:29.280
8	1:40.944	29.419	38.282	33.243	243.2	16:38:06.758	8	1:41.194	29.554	38.281	33.359	241.6	16:38:10.474
9		34.685	45.284		243.2		9		35.104	47.249		242.6	

5 Patrick Pasma F3 Tatuus 318 A.R. **15** Matteo Nannini F3 Tatuus 318 A.R.
 Kic Motorsport Monolite Racing

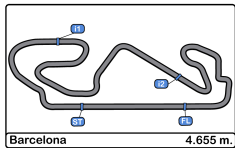
Lap D	Time	Sector 1	Sector 2	Sector 3	T. Spd	Elapsed	Lap D	Time	Sector 1	Sector 2	Sector 3	T. Spd	Elapsed
1	16:25:51.797	16:24:30.738	44.732	36.327	177.3	16:25:51.797	1	16:24:45.977	16:23:19.695	47.424	38.858	156.5	16:24:45.977
2	1:59.053	31.695	45.426	41.932	236.8	16:27:50.850	2	1:56.144	35.452	44.750	35.942	198.1	16:26:42.121
3	1:44.116	29.568	39.351	35.197	243.2	16:29:34.966	3	1:41.554	29.734	38.592	33.228	241.0	16:28:23.675
4	1:41.189	29.342	38.378	33.469	244.3	16:31:16.155	4	1:41.403	29.701	38.568	33.134	241.6	16:30:05.078
5	1:50.615	31.549	41.056	38.010	243.2	16:33:06.770	5	1:54.732	33.959	43.774	36.999	227.3	16:31:59.810
6	1:41.081	29.437	38.373	33.271	244.3	16:34:47.851	6	1:41.142	29.562	38.437	33.143	241.6	16:33:40.952
7	1:47.010	30.361	41.023	35.626	243.7	16:36:34.861	7	1:41.730	29.568	38.724	33.438	241.6	16:35:22.682
8	1:41.238	29.410	38.511	33.317	244.3	16:38:16.099	8		34.084	44.654		230.7	
9		35.209	44.148		205.3								

6 Oliver Rasmussen F3 Tatuus 318 A.R. **33** Henrion Gillian F3 Tatuus 318 A.R.
 R Prema Powerteam R Gillian Track Events GTE

Lap D	Time	Sector 1	Sector 2	Sector 3	T. Spd	Elapsed	Lap D	Time	Sector 1	Sector 2	Sector 3	T. Spd	Elapsed
1	16:25:00.329	16:23:37.117	45.616	37.596	163.3	16:25:00.329	1	16:25:46.525	16:24:23.152	45.713	37.660	159.7	16:25:46.525
2	1:49.627	32.952	41.534	35.141	208.0	16:26:49.956	2	1:50.500	33.556	42.144	34.800	215.5	16:27:37.025
3	1:43.328	30.031	39.444	33.853	240.5	16:28:33.284	3	1:42.012	29.831	38.693	33.488	241.0	16:29:19.037
4	1:40.814	29.430	38.116	33.268	241.0	16:30:14.098	4	1:41.622	29.651	38.584	33.387	239.4	16:31:00.659
5	1:52.222	32.561	43.933	35.728	242.1	16:32:06.320	5	1:53.305	29.796	47.659	35.850	240.5	16:32:53.964
6	1:41.056	29.371	38.427	33.258	242.1	16:33:47.376	6	1:42.475	29.882	38.888	33.705	243.2	16:34:36.439
7	1:58.114	35.182	45.908	37.024	235.8	16:35:45.490	7	1:42.226	29.804	38.700	33.722	240.5	16:36:18.665
8		30.031	39.583		240.5		8	1:42.360	29.853	38.680	33.827	237.3	16:38:01.025
							9		38.280	46.503		198.1	

10 Gianluca Petecof F3 Tatuus 318 A.R. **40** Konsta Lappalainen F3 Tatuus 318 A.R.
 R Prema Powerteam Kic Motorsport

Lap D	Time	Sector 1	Sector 2	Sector 3	T. Spd	Elapsed	Lap D	Time	Sector 1	Sector 2	Sector 3	T. Spd	Elapsed
1	16:24:40.813	16:23:17.301	46.328	37.184	174.4	16:24:40.813	1	16:25:49.024	16:24:27.881	44.043	37.100	172.8	16:25:49.024
2	1:50.010	32.836	42.640	34.534	234.7	16:26:30.823	2	1:53.550	33.037	41.561	38.952	236.3	16:27:42.574
3	1:41.702	29.819	38.565	33.318	241.6	16:28:12.525	3	1:46.208	29.406	38.764	38.038	245.4	16:29:28.782
4	1:41.092	29.534	38.382	33.176	241.0	16:29:53.617	4	1:41.674	29.435	38.704	33.535	245.4	16:31:10.456
5	1:54.254	34.121	43.952	36.181	228.3	16:31:47.871	5	1:53.723	33.452	42.999	37.272	244.8	16:33:04.179
6	1:40.985	29.549	38.345	33.091	240.0	16:33:28.856	6	1:41.540	29.525	38.468	33.547	245.4	16:34:45.719
7	1:51.321	32.608	43.806	34.907	240.5	16:35:20.177	7	1:50.686	31.444	42.911	36.331	244.8	16:36:36.405
8	1:41.048	29.627	38.224	33.197	240.0	16:37:01.225	8	1:41.729	29.604	38.533	33.592	244.8	16:38:18.134
9		29.558	38.405		241.0		9		36.131	46.036		211.7	



Circuito de Barcelona
Formula Regional European Championship
Qualifying - 2
Lap Analysis



41 Emidio Pesce F3 Tatuus 318 A.R.
 R DR Formula RP Motorsport

Lap	D	Time	Sector 1	Sector 2	Sector 3	T. Spd	Elapsed
1		16:25:48.774	16:24:26.100	45.210	37.464	172.2	16:25:48.774
2		1:57.960	33.773	41.586	42.601	233.2	16:27:46.734
3		1:44.647	30.083	39.333	35.231	247.1	16:29:31.381
4		1:48.444	29.890	41.182	37.372	246.0	16:31:19.825
5		1:51.836	29.921	42.676	39.239	244.3	16:33:11.661
6		1:43.019	29.772	39.107	34.140	244.3	16:34:54.680
7		1:55.095	32.730	44.838	37.527	242.6	16:36:49.775
8		1:42.782	29.800	38.915	34.067	242.6	16:38:32.557
9			32.259	45.409		242.6	

55 Jamie Laura Chadwick F3 Tatuus 318 A.R.
 Prema Powerteam

Lap	D	Time	Sector 1	Sector 2	Sector 3	T. Spd	Elapsed
1		16:24:28.960	16:23:05.326	44.679	38.955	155.6	16:24:28.960
2		1:50.694	32.893	42.415	35.386	227.8	16:26:19.654
3		1:42.830	30.015	39.058	33.757	239.4	16:28:02.484
4		1:42.364	29.780	38.985	33.599	240.0	16:29:44.848
5		1:50.560	33.571	42.453	34.536	236.3	16:31:35.408
6		1:42.623	29.907	38.798	33.918	240.5	16:33:18.031
7		1:50.144	33.658	41.549	34.937	204.9	16:35:08.175
8		1:45.718	29.937	38.800	36.981	239.4	16:36:53.893
9			29.916	39.068		241.0	

62 Dennis Hauger F3 Tatuus 318 A.R.
 Van Amersfoort Racing

Lap	D	Time	Sector 1	Sector 2	Sector 3	T. Spd	Elapsed
1		16:25:48.166	16:24:25.364	44.556	38.246	169.5	16:25:48.166
2		1:52.793	32.746	41.957	38.090	237.3	16:27:40.959
3		1:46.676	29.723	41.079	35.874	243.2	16:29:27.635
4		1:40.642	29.367	38.154	33.121	243.2	16:31:08.277
5		1:54.675	34.998	42.693	36.984	238.4	16:33:02.952
6		1:40.997	29.330	38.395	33.272	246.0	16:34:43.949
7		1:49.283	32.885	40.850	35.548	236.3	16:36:33.232
8		1:40.890	29.359	38.258	33.273	244.8	16:38:14.122
9			37.874	45.862		216.8	



Circuito de Barcelona
Formula Regional European Championship
Qualifying - 2
Best Sectors Results



Sector - 1				Sector - 2				Sector - 3				Ideal Lap vs Best Lap			
Clas	Nº	Driver	Time	Nº	Driver	Time	Nº	Driver	Time	Clas	Nº	Driver	Ideal Lap	Best Lap	Clas
1	62	Dennis Hauger	29.330	6	Oliver Rasmussen	38.116	10	Gianluca Petecof	33.091	1	62	Dennis Hauger	1:40.605	1:40.642	1
2	3	Pierre-Louis Chovet	29.331	3	Pierre-Louis Chovet	38.145	62	Dennis Hauger	33.121	2	3	Pierre-Louis Chovet	1:40.713	1:40.744	2
3	5	Patrick Pasma	29.342	62	Dennis Hauger	38.154	15	Matteo Nannini	33.134	3	6	Oliver Rasmussen	1:40.745	1:40.814	3
4	14	Arthur Leclerc	29.365	10	Gianluca Petecof	38.224	3	Pierre-Louis Chovet	33.237	4	10	Gianluca Petecof	1:40.849	1:40.985	5
5	6	Oliver Rasmussen	29.371	14	Arthur Leclerc	38.252	6	Oliver Rasmussen	33.258	5	14	Arthur Leclerc	1:40.936	1:40.979	4
6	40	Konsta Lappalainen	29.406	5	Patrick Pasma	38.373	5	Patrick Pasma	33.271	6	5	Patrick Pasma	1:40.986	1:41.081	6
7	10	Gianluca Petecof	29.534	15	Matteo Nannini	38.437	14	Arthur Leclerc	33.319	7	15	Matteo Nannini	1:41.133	1:41.142	7
8	15	Matteo Nannini	29.562	40	Konsta Lappalainen	38.468	33	Henrion Gillian	33.387	8	40	Konsta Lappalainen	1:41.409	1:41.540	8
9	33	Henrion Gillian	29.651	33	Henrion Gillian	38.584	40	Konsta Lappalainen	33.535	9	33	Henrion Gillian	1:41.622	1:41.622	9
10	41	Emidio Pesce	29.772	55	Jamie Laura Chadwi	38.798	55	Jamie Laura Chadwi	33.599	10	55	Jamie Laura Chadwi	1:42.177	1:42.364	10
11	55	Jamie Laura Chadwi	29.780	41	Emidio Pesce	38.915	41	Emidio Pesce	34.067	11	41	Emidio Pesce	1:42.754	1:42.782	11



Circuito de Barcelona
Formula Regional European Championship
Qualifying - 2
Best 5 Lap Times



Cls	Nº	Driver	Nat	Competitor	Nat	Rookie	Cls	Best 1		Best 2		Best 3		Best 4		Best 5	
								Time	Lap	Time	Lap	Time	Lap	Time	Lap	Time	Lap
1	62	Dennis Hauger	NOR	Van Amersfoort Racing	NLD			1:40.642	4	1:40.890	8	1:40.997	6	1:46.676	3	1:49.283	7
2	3	Pierre-Louis Chovet	FRA	Van Amersfoort Racing	NLD	R	1	1:40.744	4	1:40.944	8	1:40.955	6	1:41.470	3	1:50.434	2
3	6	Oliver Rasmussen	DNK	Prema Powerteam	ITA	R	2	1:40.814	4	1:41.056	6	1:43.328	3	1:49.627	2	1:52.222	5
4	14	Arthur Leclerc	MC	Prema Powerteam	ITA	R	3	1:40.979	6	1:41.175	4	1:41.194	8	1:44.327	3	1:47.917	5
5	10	Gianluca Petecof	BRA	Prema Powerteam	ITA	R	4	1:40.985	6	1:41.048	8	1:41.092	4	1:41.702	3	1:50.010	2
6	5	Patrick Pasma	FIN	Kic Motorsport	FIN			1:41.081	6	1:41.189	4	1:41.238	8	1:44.116	3	1:47.010	7
7	15	Matteo Nannini	ITA	Monolite Racing	ITA			1:41.142	6	1:41.403	4	1:41.554	3	1:41.730	7	1:54.732	5
8	40	Konsta Lappalainen	FIN	Kic Motorsport	FIN			1:41.540	6	1:41.674	4	1:41.729	8	1:46.208	3	1:50.686	7
9	33	Henrion Gillian	FRA	Gillian Track Events GTE	FRA	R	5	1:41.622	4	1:42.012	3	1:42.226	7	1:42.360	8	1:42.475	6
10	55	Jamie Laura Chadwick	GBR	Prema Powerteam	ITA			1:42.364	4	1:42.623	6	1:42.830	3	1:45.718	8	1:50.144	7
11	41	Emidio Pesce	ITA	DR Formula RP Motorsport	PRT	R	6	1:42.782	8	1:43.019	6	1:44.647	3	1:48.444	4	1:51.836	5



Circuito de Barcelona
Formula Regional European Championship
Qualifying - 2
Best 5 Top Speeds



Cls	Nº	Driver	Nat	Competitor	Nat	Rookie	Cls	Top 1		Top 2		Top 3		Top 4		Top 5		Avg
								Km/h	Lap	Km/h	Lap	Km/h	Lap	Km/h	Lap	Km/h	Lap	
1	41	Emidio Pesce	ITA	DR Formula RP Motorsport	PRT	R	1	247.1	3	246.0	4	244.3	5	244.3	6	242.6	7	244.9
2	62	Dennis Hauger	NOR	Van Amersfoort Racing	NLD			246.0	6	244.8	8	243.2	3	243.2	4	238.4	5	243.1
3	40	Konsta Lappalainen	FIN	Kic Motorsport	FIN			245.4	3	245.4	4	245.4	6	244.8	5	244.8	7	245.2
4	14	Arthur Leclerc	MC	Prema Powerteam	ITA	R	2	244.8	5	242.6	9	241.6	4	241.6	6	241.6	8	242.4
5	5	Patrick Pasma	FIN	Kic Motorsport	FIN			244.3	4	244.3	6	244.3	8	243.7	7	243.2	3	244.0
6	3	Pierre-Louis Chovet	FRA	Van Amersfoort Racing	NLD	R	3	243.2	8	243.2	9	241.6	6	241.0	3	241.0	4	242.0
7	33	Henrion Gillian	FRA	Gillian Track Events GTE	FRA	R	4	243.2	6	241.0	3	240.5	5	240.5	7	239.4	4	240.9
8	6	Oliver Rasmussen	DNK	Prema Powerteam	ITA	R	5	242.1	5	242.1	6	241.0	4	240.5	3	240.5	8	241.2
9	10	Gianluca Petecof	BRA	Prema Powerteam	ITA	R	6	241.6	3	241.0	4	241.0	9	240.5	7	240.0	6	240.8
10	15	Matteo Nannini	ITA	Monolite Racing	ITA			241.6	4	241.6	6	241.6	7	241.0	3	230.7	8	239.3
11	55	Jamie Laura Chadwick	GBR	Prema Powerteam	ITA			241.0	9	240.5	6	240.0	4	239.4	3	239.4	8	240.1



Circuito de Barcelona
Formula Regional European Championship
Qualifying - 2
Fastest Laps Sequence



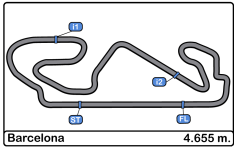
Lap	Time of Day	Session Time	Nº	Driver	Nat	Competitor	Nat	Rookie	Time	Km/h
2	16:26:19.654	4:19.654	55	Jamie Laura Chadwick	GBR	Prema Powerteam	ITA		1:50.694	151.3
2	16:26:30.823	4:30.823	10	Gianluca Petecof	BRA	Prema Powerteam	ITA	R	1:50.010	152.3
2	16:26:49.956	4:49.956	6	Oliver Rasmussen	DNK	Prema Powerteam	ITA	R	1:49.627	152.8
3	16:28:02.484	6:02.484	55	Jamie Laura Chadwick	GBR	Prema Powerteam	ITA		1:42.830	162.9
3	16:28:12.525	6:12.525	10	Gianluca Petecof	BRA	Prema Powerteam	ITA	R	1:41.702	164.7
3	16:28:23.675	6:23.675	15	Matteo Nannini	ITA	Monolite Racing	ITA		1:41.554	165.0
3	16:29:17.710	7:17.710	3	Pierre-Louis Chovet	FRA	Van Amersfoort Racing	NLD	R	1:41.470	165.1
4	16:29:53.617	7:53.617	10	Gianluca Petecof	BRA	Prema Powerteam	ITA	R	1:41.092	165.7
4	16:30:14.098	8:14.098	6	Oliver Rasmussen	DNK	Prema Powerteam	ITA	R	1:40.814	166.2
4	16:30:58.454	8:58.454	3	Pierre-Louis Chovet	FRA	Van Amersfoort Racing	NLD	R	1:40.744	166.3
4	16:31:08.277	9:08.277	62	Dennis Hauger	NOR	Van Amersfoort Racing	NLD		1:40.642	166.5



Circuito de Barcelona
Formula Regional European Championship
Qualifying - 2
Event Best Maximum Speed



Nº	Driver	Nat	Competitor	Nat	Rookie	Km/h	Session
40	Konsta Lappalainen	FIN	Kic Motorsport	FIN		247.7	Free Practice - 1
41	Emidio Pesce	ITA	DR Formula RP Motorsport	PRT	R	247.1	Qualifying - 2
55	Jamie Laura Chadwick	GBR	Prema Powerteam	ITA		246.5	Free Practice - 2
5	Patrick Pasma	FIN	Kic Motorsport	FIN		246.0	Free Practice - 1
62	Dennis Hauger	NOR	Van Amersfoort Racing	NLD		246.0	Qualifying - 2
15	Matteo Nannini	ITA	Monolite Racing	ITA		245.4	Free Practice - 1
14	Arthur Leclerc	MCO	Prema Powerteam	ITA	R	244.8	Qualifying - 2
6	Oliver Rasmussen	DNK	Prema Powerteam	ITA	R	244.3	Free Practice - 2
3	Pierre-Louis Chovet	FRA	Van Amersfoort Racing	NLD	R	243.7	Free Practice - 2
33	Henrion Gillian	FRA	Gillian Track Events GTE	FRA	R	243.2	Qualifying - 2
10	Gianluca Petecof	BRA	Prema Powerteam	ITA	R	242.1	Free Practice - 2



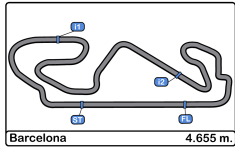
Circuit de Barcelona

Formula Regional European Championship

Qualifying - 2

Pit Stop Analysis

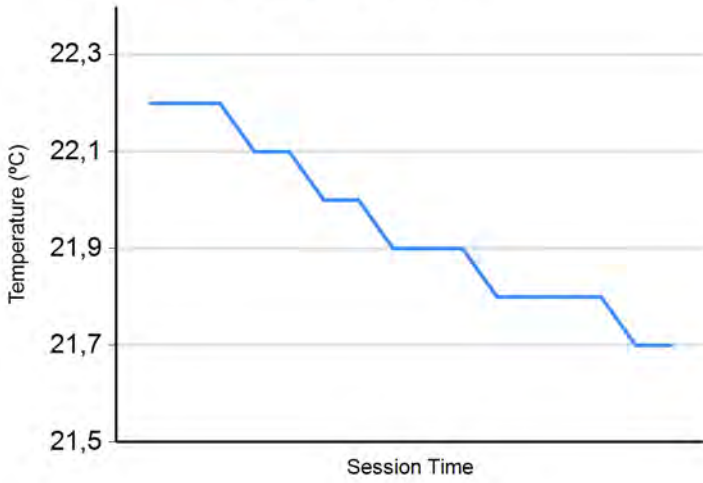




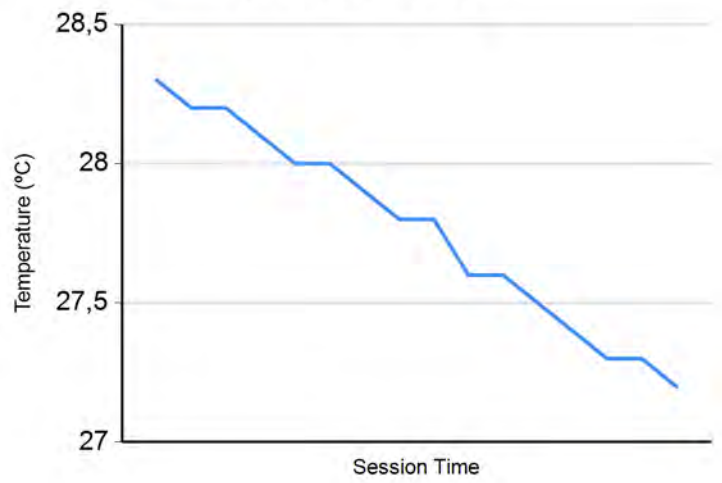
Circuito de Barcelona
Formula Regional European Championship
Qualifying - 2
Weather Report



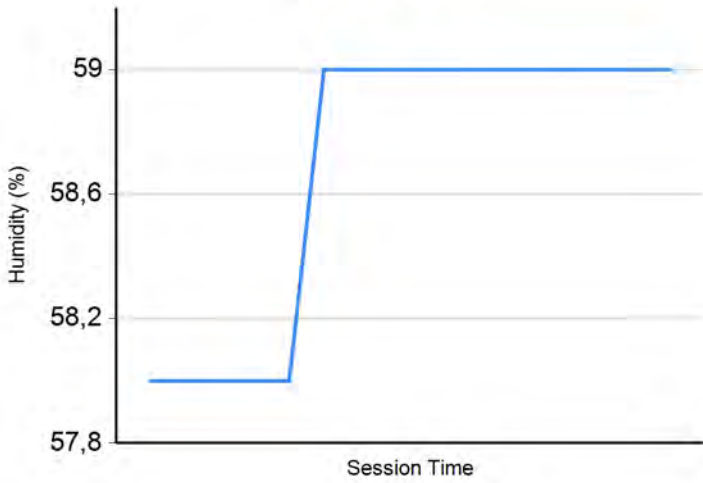
Air Temperature



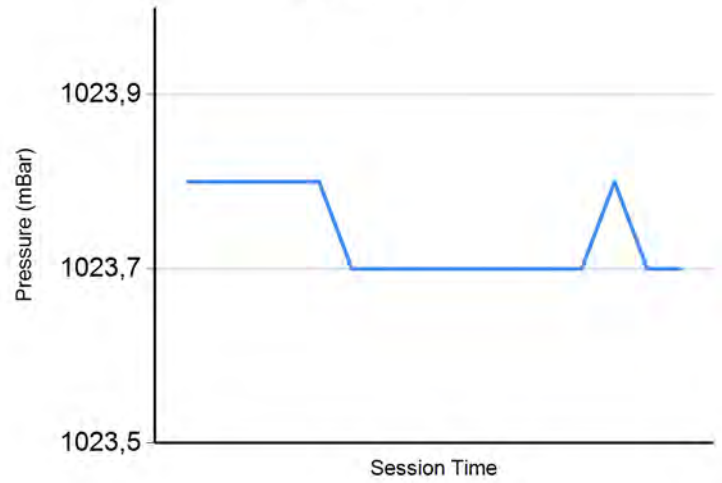
Track Temperature



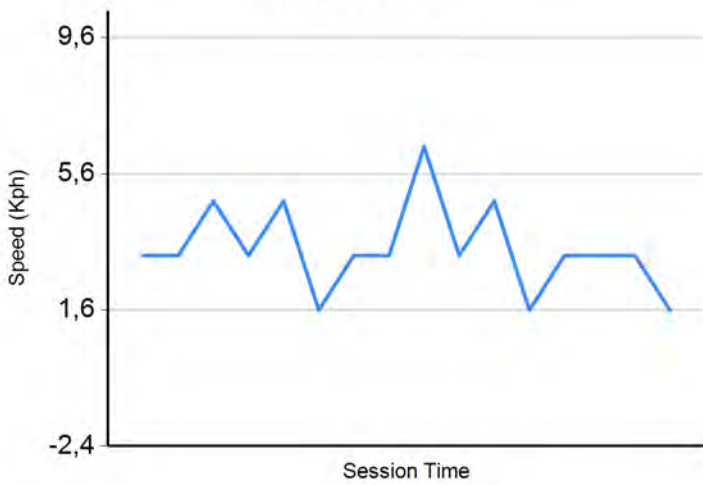
Humidity



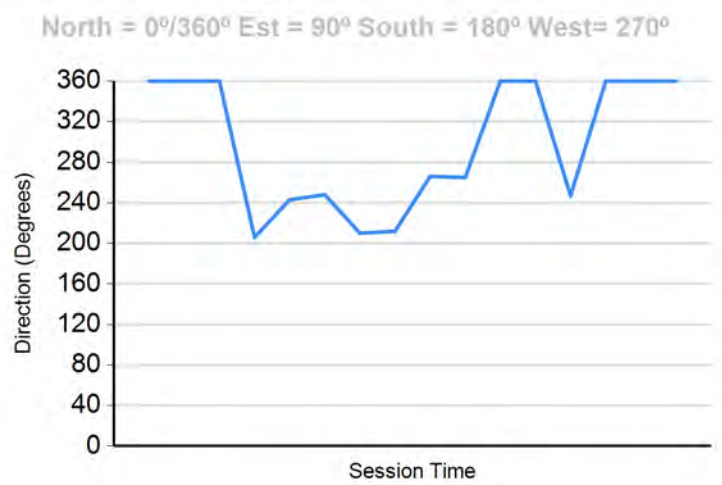
Pressure



Wind Speed



Wind direction





Circuito de Barcelona
Formula Regional European Championship
Qualifying - 2
Final Results



Cls	Nº	Driver	Nat	Competitor	Nat	Rookie	Cls	Laps	Best	Time	Gap	Interval	Km/h
1	62	Dennis Hauger	NOR	Van Amersfoort Racing	NLD			8	4	1:40.642			166.5
2	3	Pierre-Louis Chovet	FRA	Van Amersfoort Racing	NLD	R	1	8	4	1:40.744	0.102	0.102	166.3
3	6	Oliver Rasmussen	DNK	Prema Powerteam	ITA	R	2	7	4	1:40.814	0.172	0.070	166.2
4	14	Arthur Leclerc	MCO	Prema Powerteam	ITA	R	3	8	6	1:40.979	0.337	0.165	165.9
5	10	Gianluca Petecof	BRA	Prema Powerteam	ITA	R	4	8	6	1:40.985	0.343	0.006	165.9
6	5	Patrick Pasma	FIN	Kic Motorsport	FIN			8	6	1:41.081	0.439	0.096	165.7
7	15	Matteo Nannini	ITA	Monolite Racing	ITA			7	6	1:41.142	0.500	0.061	165.6
8	40	Konsta Lappalainen	FIN	Kic Motorsport	FIN			8	6	1:41.540	0.898	0.398	165.0
9	33	Henrion Gillian	FRA	Gillian Track Events GTE	FRA	R	5	8	4	1:41.622	0.980	0.082	164.9
10	55	Jamie Laura Chadwick	GBR	Prema Powerteam	ITA			8	4	1:42.364	1.722	0.742	163.7
11	41	Emidio Pesce	ITA	DR Formula RP Motorsport	PRT	R	6	8	8	1:42.782	2.140	0.418	163.0

Published at:.....

Track Temp: **27.2 °C** Air Temp: **21.7 °C** Humidity: **59 %** Track Status: **DRY**

Stewards:

Race Director:

Timekeeper:



Circuito de Barcelona
Formula Regional European Championship
Qualifying 1 - 2
Provisional 2 Fastest Lap Results



Cls	Nº	Driver	Nat	Competitor	Nat	Rookie	Cls	Laps	Best	Time	Gap	Interval	Km/h
1	62	Dennis Hauger	NOR	Van Amersfoort Racing	NLD			8	8	1:40.890			166.5
2	3	Pierre-Louis Chovet	FRA	Van Amersfoort Racing	NLD	R	1	8	8	1:40.944	0.054	0.054	166.3
3	10	Gianluca Petecof	BRA	Prema Powerteam	ITA	R	2	8	8	1:41.048	0.158	0.104	165.9
4	6	Oliver Rasmussen	DNK	Prema Powerteam	ITA	R	3	7	6	1:41.056	0.166	0.008	166.2
5	14	Arthur Leclerc	MCO	Prema Powerteam	ITA	R	4	8	4	1:41.175	0.285	0.119	165.9
6	5	Patrick Pasma	FIN	Kic Motorsport	FIN			8	4	1:41.189	0.299	0.014	165.7
7	15	Matteo Nannini	ITA	Monolite Racing	ITA			7	4	1:41.403	0.513	0.214	165.6
8	40	Konsta Lappalainen	FIN	Kic Motorsport	FIN			8	4	1:41.674	0.784	0.271	165.0
9	33	Henrion Gillian	FRA	Gillian Track Events GTE	FRA	R	5	8	3	1:42.012	1.122	0.338	164.9
10	55	Jamie Laura Chadwick	GBR	Prema Powerteam	ITA			8	6	1:42.623	1.733	0.611	163.7
11	41	Emidio Pesce	ITA	DR Formula RP Motorsport	PRT	R	6	8	6	1:43.019	2.129	0.396	163.0

Published at:.....

Track Temp: **27.2 °C** Air Temp: **21.7 °C** Humidity: **59 %** Track Status: **DRY**

Stewards:

Race Director:

Timekeeper:



Circuito de Barcelona
Formula Regional European Championship
Race - 1
Starting Grid



10	41	Emidio Pesce	1:42.507
8	40	Konsta Lappalainen	1:41.834
6	15	Matteo Nannini	1:41.673
4	5	Patrick Pasma	1:41.296
2	62	Dennis Hauger	1:40.946

.6.	11	55	Jamie Laura Chadwick	1:42.955
.5.	9	33	Henrion Gillian	1:42.468
.4.	7	10	Gianluca Petecof	1:41.748
.3.	5	14	Arthur Leclerc	1:41.300
.2.	3	6	Oliver Rasmussen	1:41.242
.1.	1	3	Pierre-Louis Chovet	1:40.791



Pole

Published at:.....

Stewards:

Timekeeper:



Circuito de Barcelona
Formula Regional European Championship
Race - 1
Provisional Results



Cls	Nº	Driver	Nat	Competitor	Nat	Rookie	Cls	Laps	Total Time	Gap	Interval	Km/h	Best	Time	Km/h
1	6	Oliver Rasmussen	DNK	Prema Powerteam	ITA	R	1	19	32:41.830			162.2	15	1:42.602	163.3
2	14	Arthur Leclerc	MC	Prema Powerteam	ITA	R	2	19	32:43.231	1.401	1.401	162.1	14	1:42.521	163.4
3	62	Dennis Hauger	NOR	Van Amersfoort Racing	NLD			19	32:43.984	2.154	0.753	162.1	19	1:42.680	163.2
4	5	Patrick Pasma	FIN	Kic Motorsport	FIN			19	32:48.037	6.207	4.053	161.7	8	1:43.044	162.6
5	10	Gianluca Petecof	BRA	Prema Powerteam	ITA	R	3	19	32:50.166	8.336	2.129	161.6	8	1:43.015	162.6
6	40	Konsta Lappalainen	FIN	Kic Motorsport	FIN			19	32:51.890	10.060	1.724	161.4	8	1:42.762	163.0
7	3	Pierre-Louis Chovet	FRA	Van Amersfoort Racing	NLD	R	4	19	32:52.574	10.744	0.684	161.4	2	1:42.015	164.2
8	33	Henrion Gillian	FRA	Gillian Track Events GTE	FRA	R	5	19	32:53.235	11.405	0.661	161.3	5	1:42.609	163.3
9	15	Matteo Nannini	ITA	Monolite Racing	ITA			19	32:55.777	13.947	2.542	161.1	10	1:42.976	162.7
10	55	Jamie Laura Chadwick	GBR	Prema Powerteam	ITA			19	32:56.733	14.903	0.956	161.0	7	1:43.111	162.5
11	41	Emidio Pesce	ITA	DR Formula RP Motorsport	PRT	R	6	19	33:07.902	26.072	11.169	160.1	8	1:43.045	162.6

Fastest lap Pierre-Louis Chovet in 1:42.015 at 164.3 Km/h in lap 2

Published at:.....

Track Temp: **25.5 °C** Air Temp: **17.4 °C** Humidity: **64 %** Track Status: **DRY**

Stewards:

Race Director:

Timekeeper:



Circuito de Barcelona
Formula Regional European Championship
Race - 1
Provisional Results by Class



Clas	Nº	Driver	Nat	Competitor	Nat	Rookie	Clas	Laps	Total Time	Gap	Interval	Km/h	Best	Time	Km/h
1	62	Dennis Hauger	NOR	Van Amersfoort Racing				19	32:43.984			162.1	19	1:42.680	163.2
2	5	Patrick Pasma	FIN	Kic Motorsport				19	32:48.037	6.207	4.053	161.7	8	1:43.044	162.6
3	40	Konsta Lappalainen	FIN	Kic Motorsport				19	32:51.890	10.060	3.853	161.4	8	1:42.762	163.0
4	15	Matteo Nannini	ITA	Monolite Racing				19	32:55.777	13.947	3.887	161.1	10	1:42.976	162.7
5	55	Jamie Laura	GBR	Prema Powerteam				19	32:56.733	14.903	0.956	161.0	7	1:43.111	162.5
Rookie															
1	6	Oliver Rasmussen	DNK	Prema Powerteam		R	1	19	32:41.830			162.2	15	1:42.602	163.3
2	14	Arthur Leclerc	MC	Prema Powerteam		R	2	19	32:43.231	1.401	1.401	162.1	14	1:42.521	163.4
3	10	Gianluca Petecof	BRA	Prema Powerteam		R	3	19	32:50.166	8.336	6.935	161.6	8	1:43.015	162.6
4	3	Pierre-Louis Chovet	FRA	Van Amersfoort Racing		R	4	19	32:52.574	10.744	2.408	161.4	2	1:42.015	164.2
5	33	Henrion Gillian	FRA	Gillian Track Events GTE		R	5	19	32:53.235	11.405	0.661	161.3	5	1:42.609	163.3
6	41	Emidio Pesce	ITA	DR Formula RP Motorsport		R	6	19	33:07.902	26.072	14.667	160.1	8	1:43.045	162.6

Fastest lap Pierre-Louis Chovet in 1:42.015 at 164.3 Km/h in lap 2

Published at:.....

Track Temp: **25.5 °C** Air Temp: **17.4 °C** Humidity: **64 %** Track Status: **DRY**

Stewards:

Race Director:

Timekeeper:



Circuito de Barcelona
Formula Regional European Championship
Race - 1



Provisional Classification by Driver Fastest Lap

Cls	Nº	Driver	Nat	Competitor	Nat	Rookie	Cls	Laps	Best	Time	Gap	Interval	Km/h
1	3	Pierre-Louis Chovet	FRA	Van Amersfoort Racing	NLD	R	1	19	2	1:42.015			164.2
2	14	Arthur Leclerc	MCO	Prema Powerteam	ITA	R	2	19	14	1:42.521	0.506	0.506	163.4
3	6	Oliver Rasmussen	DNK	Prema Powerteam	ITA	R	3	19	15	1:42.602	0.587	0.081	163.3
4	33	Henrion Gillian	FRA	Gillian Track Events GTE	FRA	R	4	19	5	1:42.609	0.594	0.007	163.3
5	62	Dennis Hauger	NOR	Van Amersfoort Racing	NLD			19	19	1:42.680	0.665	0.071	163.2
6	40	Konsta Lappalainen	FIN	Kic Motorsport	FIN			19	8	1:42.762	0.747	0.082	163.0
7	15	Matteo Nannini	ITA	Monolite Racing	ITA			19	10	1:42.976	0.961	0.214	162.7
8	10	Gianluca Petecof	BRA	Prema Powerteam	ITA	R	5	19	8	1:43.015	1.000	0.039	162.6
9	5	Patrick Pasma	FIN	Kic Motorsport	FIN			19	8	1:43.044	1.029	0.029	162.6
10	41	Emidio Pesce	ITA	DR Formula RP Motorsport	PRT	R	6	19	8	1:43.045	1.030	0.001	162.6
11	55	Jamie Laura Chadwick	GBR	Prema Powerteam	ITA			19	7	1:43.111	1.096	0.066	162.5



Circuito de Barcelona
Formula Regional European Championship
Race - 1
Distance and Speed Average



Cls	Nº	Driver	Nat	Competitor	Nat	Rookie	Cls	Laps	Distance	Total Time	Km/h
1	6	Oliver Rasmussen	DNK	Prema Powerteam	ITA	R	1	19	88.44	32:41.830	162.2
2	14	Arthur Leclerc	MCO	Prema Powerteam	ITA	R	2	19	88.44	32:43.231	162.1
3	62	Dennis Hauger	NOR	Van Amersfoort Racing	NLD			19	88.44	32:43.984	162.1
4	5	Patrick Pasma	FIN	Kic Motorsport	FIN			19	88.44	32:48.037	161.7
5	10	Gianluca Petecof	BRA	Prema Powerteam	ITA	R	3	19	88.44	32:50.166	161.6
6	40	Konsta Lappalainen	FIN	Kic Motorsport	FIN			19	88.44	32:51.890	161.4
7	3	Pierre-Louis Chovet	FRA	Van Amersfoort Racing	NLD	R	4	19	88.44	32:52.574	161.4
8	33	Henrion Gillian	FRA	Gillian Track Events GTE	FRA	R	5	19	88.44	32:53.235	161.3
9	15	Matteo Nannini	ITA	Monolite Racing	ITA			19	88.44	32:55.777	161.1
10	55	Jamie Laura Chadwick	GBR	Prema Powerteam	ITA			19	88.44	32:56.733	161.0
11	41	Emidio Pesce	ITA	DR Formula RP Motorsport	PRT	R	6	19	88.44	33:07.902	160.1



Circuito de Barcelona
Formula Regional European Championship
Race - 1
Lap Analysis



3

Pierre-Louis Chovet

F3 Tatuus 318 A.R.

6

Oliver Rasmussen

F3 Tatuus 318 A.R.

R

Van Amersfoort Racing

R

Prema Powerteam

Lap	D	Time	Sector 1	Sector 2	Sector 3	T. Spd	Elapsed	Lap	D	Time	Sector 1	Sector 2	Sector 3	T. Spd	Elapsed
1		1:57.590	44.850	38.908	33.832	212.1	1:57.590	1		1:47.656	34.030	39.609	34.017	210.5	1:47.656
2		1:42.015	29.703	38.715	33.597	242.6	3:39.605	2		1:43.447	30.267	39.342	33.838	237.3	3:31.103
3		1:42.951	29.764	39.235	33.952	244.3	5:22.556	3		1:43.470	30.199	39.304	33.967	238.4	5:14.573
4		1:42.713	29.672	39.086	33.955	243.7	7:05.269	4		1:43.204	30.188	39.180	33.836	238.4	6:57.777
5		1:42.391	29.774	38.822	33.795	249.4	8:47.660	5		1:43.110	30.103	39.095	33.912	238.4	8:40.887
6		1:42.340	29.672	38.768	33.900	243.2	10:30.000	6		1:43.215	30.187	39.136	33.892	238.9	10:24.102
7		1:42.768	29.750	38.913	34.105	243.7	12:12.768	7		1:42.910	30.047	38.979	33.884	238.4	12:07.012
8		1:42.380	29.786	38.808	33.786	244.8	13:55.148	8		1:43.023	30.054	39.128	33.841	238.4	13:50.035
9		1:42.965	29.957	39.049	33.959	249.4	15:38.113	9		1:42.821	30.141	38.908	33.772	238.9	15:32.856
10		1:42.274	29.603	38.860	33.811	251.1	17:20.387	10		1:42.864	30.076	38.888	33.900	237.8	17:15.720
11		1:42.913	29.845	39.007	34.061	246.0	19:03.300	11		1:43.027	30.177	39.105	33.745	238.4	18:58.747
12		1:43.413	30.013	39.342	34.058	247.7	20:46.713	12		1:42.819	30.053	38.951	33.815	237.8	20:41.566
13		1:43.786	30.201	39.137	34.448	248.2	22:30.499	13		1:42.918	30.119	38.851	33.948	237.8	22:24.484
14		1:43.186	30.138	39.120	33.928	244.3	24:13.685	14		1:43.040	30.140	38.981	33.919	237.3	24:07.524
15		1:43.295	29.995	39.312	33.988	244.8	25:56.980	15		1:42.602	30.069	38.793	33.740	235.8	25:50.126
16		1:43.293	30.057	39.225	34.011	244.8	27:40.273	16		1:43.096	30.163	38.944	33.989	236.3	27:33.222
17		1:43.877	30.084	39.602	34.191	246.5	29:24.150	17		1:42.762	30.107	38.859	33.796	236.3	29:15.984
18		1:43.778	30.079	39.444	34.255	247.1	31:07.928	18		1:42.840	30.064	38.865	33.911	236.8	30:58.824
19		1:44.646	31.037	39.349	34.260	250.0	32:52.574	19		1:43.006	30.162	38.913	33.931	236.3	32:41.830

5

Patrick Pasma

F3 Tatuus 318 A.R.

10

Gianluca Petecof

F3 Tatuus 318 A.R.

Kic Motorsport

R

Prema Powerteam

Lap	D	Time	Sector 1	Sector 2	Sector 3	T. Spd	Elapsed	Lap	D	Time	Sector 1	Sector 2	Sector 3	T. Spd	Elapsed
1		1:49.225	35.081	40.034	34.110	213.4	1:49.225	1		1:49.918	35.366	40.249	34.303	212.5	1:49.918
2		1:43.679	30.218	39.595	33.866	243.7	3:32.904	2		1:43.688	30.313	39.442	33.933	241.0	3:33.606
3		1:43.334	30.240	39.315	33.779	245.4	5:16.238	3		1:43.116	30.111	39.152	33.853	242.1	5:16.722
4		1:43.258	30.156	39.255	33.847	246.0	6:59.496	4		1:43.225	30.011	39.291	33.923	244.3	6:59.947
5		1:43.217	30.086	39.286	33.845	246.5	8:42.713	5		1:43.207	30.079	39.305	33.823	244.3	8:43.154
6		1:43.053	29.895	39.262	33.896	244.3	10:25.766	6		1:43.335	30.049	39.475	33.811	244.8	10:26.489
7		1:43.129	29.922	39.374	33.833	244.8	12:08.895	7		1:43.137	30.010	39.241	33.886	243.2	12:09.626
8		1:43.044	30.017	39.201	33.826	244.8	13:51.939	8		1:43.015	29.995	39.142	33.878	242.1	13:52.641
9		1:43.313	30.142	39.291	33.880	244.8	15:35.252	9		1:43.107	30.013	39.158	33.936	242.1	15:35.748
10		1:43.045	29.970	39.295	33.780	243.7	17:18.297	10		1:43.170	30.039	39.198	33.933	245.4	17:18.918
11		1:43.087	30.061	39.183	33.843	244.3	19:01.384	11		1:43.114	29.990	39.081	34.043	243.2	19:02.032
12		1:43.239	30.119	39.269	33.851	244.3	20:44.623	12		1:43.104	30.029	39.127	33.948	241.6	20:45.136
13		1:43.209	30.061	39.269	33.879	243.2	22:27.832	13		1:43.401	30.166	39.342	33.893	243.2	22:28.537
14		1:43.211	30.219	39.202	33.790	242.1	24:11.043	14		1:43.583	30.120	39.302	34.161	241.0	24:12.120
15		1:43.310	30.088	39.141	34.081	242.1	25:54.353	15		1:43.197	30.097	39.037	34.063	240.5	25:55.317
16		1:43.684	30.344	39.323	34.017	241.6	27:38.037	16		1:43.596	30.098	39.447	34.051	240.5	27:38.913
17		1:43.515	30.203	39.326	33.986	240.5	29:21.552	17		1:43.804	30.246	39.388	34.170	240.5	29:22.717
18		1:43.232	30.229	39.115	33.888	240.0	31:04.784	18		1:43.761	30.306	39.249	34.206	239.4	31:06.478
19		1:43.253	30.084	39.182	33.987	240.0	32:48.037	19		1:43.688	30.324	39.303	34.061	240.0	32:50.166



Circuito de Barcelona
Formula Regional European Championship
Race - 1
Lap Analysis



14

Arthur Leclerc

F3 Tatuus 318 A.R.

33

Henrion Gillian

F3 Tatuus 318 A.R.

R

Prema Powerteam

R

Gillian Track Events GTE

Lap D	Time	Sector 1	Sector 2	Sector 3	T. Spd	Elapsed	Lap D	Time	Sector 1	Sector 2	Sector 3	T. Spd	Elapsed
1	1:48.139	34.329	39.707	34.103	211.7	1:48.139	1	1:52.354	36.297	41.097	34.960	225.4	1:52.354
2	1:43.516	30.235	39.341	33.940	241.0	3:31.655	2	1:44.014	30.698	39.408	33.908	246.5	3:36.368
3	1:43.398	30.266	39.277	33.855	240.5	5:15.053	3	1:42.900	30.023	39.069	33.808	240.0	5:19.268
4	1:43.460	30.109	39.350	34.001	241.6	6:58.513	4	1:43.185	29.938	39.266	33.981	240.5	7:02.453
5	1:43.028	30.090	39.068	33.870	240.5	8:41.541	5	1:42.609	29.892	38.932	33.785	240.5	8:45.062
6	1:42.994	29.964	39.186	33.844	241.0	10:24.535	6	1:43.069	29.880	39.168	34.021	241.6	10:28.131
7	1:43.129	30.070	39.094	33.965	244.3	12:07.664	7	1:43.569	30.345	39.317	33.907	242.6	12:11.700
8	1:42.883	30.047	39.084	33.752	241.0	13:50.547	8	1:43.032	29.891	39.110	34.031	241.0	13:54.732
9	1:43.120	30.085	39.094	33.941	240.5	15:33.667	9	1:43.060	29.942	39.123	33.995	240.5	15:37.792
10	1:43.079	30.008	39.137	33.934	241.0	17:16.746	10	1:43.686	30.465	39.238	33.983	242.1	17:21.478
11	1:42.834	30.037	39.027	33.770	240.0	18:59.580	11	1:43.034	29.906	39.067	34.061	241.6	19:04.512
12	1:43.071	30.120	39.076	33.875	239.4	20:42.651	12	1:43.085	29.945	39.045	34.095	239.4	20:47.597
13	1:43.170	30.113	38.969	34.088	238.9	22:25.821	13	1:43.320	30.016	39.233	34.071	240.5	22:30.917
14	1:42.521	30.018	38.811	33.692	237.8	24:08.342	14	1:43.519	30.136	39.231	34.152	244.3	24:14.436
15	1:42.926	30.088	38.941	33.897	238.9	25:51.268	15	1:43.533	30.018	39.195	34.320	241.6	25:57.969
16	1:42.894	30.123	38.912	33.859	237.8	27:34.162	16	1:43.787	30.030	39.446	34.311	240.5	27:41.756
17	1:42.841	30.021	38.929	33.891	238.4	29:17.003	17	1:43.744	30.110	39.305	34.329	238.9	29:25.500
18	1:43.270	30.097	39.027	34.146	238.4	31:00.273	18	1:43.592	29.984	39.298	34.310	239.4	31:09.092
19	1:42.958	29.994	38.856	34.108	236.8	32:43.231	19	1:44.143	30.184	39.633	34.326	240.0	32:53.235

15

Matteo Nannini

F3 Tatuus 318 A.R.

40

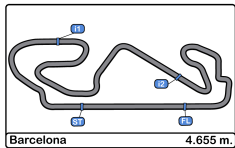
Konsta Lappalainen

F3 Tatuus 318 A.R.

Monolite Racing

Kic Motorsport

Lap D	Time	Sector 1	Sector 2	Sector 3	T. Spd	Elapsed	Lap D	Time	Sector 1	Sector 2	Sector 3	T. Spd	Elapsed
1	1:50.392	35.744	40.377	34.271	218.1	1:50.392	1	1:50.827	35.488	41.067	34.272	223.6	1:50.827
2	1:43.829	30.405	39.445	33.979	243.7	3:34.221	2	1:43.793	30.265	39.578	33.950	247.1	3:34.620
3	1:43.322	30.170	39.230	33.922	243.7	5:17.543	3	1:43.455	30.220	39.302	33.933	248.8	5:18.075
4	1:43.109	30.028	39.209	33.872	242.6	7:00.652	4	1:43.049	29.978	39.252	33.819	247.1	7:01.124
5	1:43.172	30.016	39.243	33.913	243.7	8:43.824	5	1:43.102	29.863	39.270	33.969	248.2	8:44.226
6	1:43.273	30.022	39.273	33.978	242.6	10:27.097	6	1:43.149	30.012	39.238	33.899	249.4	10:27.375
7	1:46.229	31.563	39.937	34.729	243.2	12:13.326	7	1:43.486	30.217	39.434	33.835	247.7	12:10.861
8	1:43.364	30.187	39.315	33.862	243.7	13:56.690	8	1:42.762	29.752	39.050	33.960	244.8	13:53.623
9	1:43.180	30.093	39.295	33.792	242.6	15:39.870	9	1:43.059	29.839	39.277	33.943	244.8	15:36.682
10	1:42.976	30.046	39.218	33.712	243.2	17:22.846	10	1:42.953	29.879	39.082	33.992	244.8	17:19.635
11	1:43.163	30.202	39.203	33.758	243.7	19:06.009	11	1:43.230	29.870	39.356	34.004	246.0	19:02.865
12	1:43.446	30.162	39.385	33.899	242.1	20:49.455	12	1:43.521	30.064	39.364	34.093	244.8	20:46.386
13	1:43.646	30.357	39.295	33.994	241.6	22:33.101	13	1:43.246	30.068	39.128	34.050	243.7	22:29.632
14	1:43.388	30.216	39.250	33.922	241.6	24:16.489	14	1:43.315	30.028	39.307	33.980	244.3	24:12.947
15	1:43.775	30.171	39.566	34.038	241.0	26:00.264	15	1:43.354	30.164	39.189	34.001	244.3	25:56.301
16	1:43.617	30.270	39.359	33.988	241.6	27:43.881	16	1:43.513	30.034	39.322	34.157	243.7	27:39.814
17	1:43.941	30.293	39.487	34.161	242.1	29:27.822	17	1:43.894	30.160	39.459	34.275	244.3	29:23.708
18	1:43.855	30.350	39.497	34.008	240.0	31:11.677	18	1:43.907	30.120	39.489	34.298	243.7	31:07.615
19	1:44.100	30.300	39.613	34.187	241.6	32:55.777	19	1:44.275	30.644	39.449	34.182	244.3	32:51.890



Circuito de Barcelona
Formula Regional European Championship
Race - 1
Lap Analysis



41 Emidio Pesce F3 Tatuus 318 A.R.							62 Dennis Hauger F3 Tatuus 318 A.R.								
R DR Formula RP Motorsport							Van Amersfoort Racing								
Lap	D	Time	Sector 1	Sector 2	Sector 3	T. Spd	Elapsed	Lap	D	Time	Sector 1	Sector 2	Sector 3	T. Spd	Elapsed
1		1:52.907	36.615	41.235	35.057	223.1	1:52.907	1		1:48.693	34.661	39.850	34.182	210.9	1:48.693
2		1:45.488	30.882	40.161	34.445	244.3	3:38.395	2		1:43.835	30.356	39.416	34.063	243.7	3:32.528
3		1:45.348	30.238	39.547	35.563	244.3	5:23.743	3		1:43.330	30.177	39.171	33.982	243.2	5:15.858
4		1:43.953	30.128	39.380	34.445	243.7	7:07.696	4		1:43.244	30.162	39.161	33.921	243.7	6:59.102
5		1:44.227	30.143	39.291	34.793	243.2	8:51.923	5		1:42.983	30.147	39.009	33.827	246.0	8:42.085
6		1:43.821	30.350	39.308	34.163	242.1	10:35.744	6		1:43.099	30.058	39.163	33.878	245.4	10:25.184
7		1:43.374	29.944	39.109	34.321	242.6	12:19.118	7		1:43.119	30.079	39.186	33.854	244.3	12:08.303
8		1:43.045	29.953	39.029	34.063	241.6	14:02.163	8		1:43.031	29.984	39.147	33.900	244.3	13:51.334
9		1:43.218	29.948	39.207	34.063	242.1	15:45.381	9		1:43.068	30.015	39.168	33.885	244.3	15:34.402
10		1:43.183	29.946	39.159	34.078	243.2	17:28.564	10		1:43.115	30.062	39.157	33.896	244.3	17:17.517
11		1:43.544	30.034	39.257	34.253	242.1	19:12.108	11		1:43.127	30.054	39.229	33.844	244.3	19:00.644
12		1:44.113	30.347	39.508	34.258	241.0	20:56.221	12		1:43.211	30.114	39.172	33.925	243.2	20:43.855
13		1:44.061	30.168	39.426	34.467	241.0	22:40.282	13		1:43.051	30.073	39.092	33.886	243.2	22:26.906
14		1:44.163	30.229	39.439	34.495	240.5	24:24.445	14		1:42.894	29.999	38.969	33.926	242.6	24:09.800
15		1:44.335	30.238	39.524	34.573	240.5	26:08.780	15		1:42.892	29.959	39.051	33.882	242.1	25:52.692
16		1:44.432	30.320	39.527	34.585	240.5	27:53.212	16		1:42.825	30.088	38.948	33.789	243.2	27:35.517
17		1:44.488	30.244	39.577	34.667	240.0	29:37.700	17		1:42.878	29.948	38.968	33.962	243.7	29:18.395
18		1:45.021	30.710	39.579	34.732	240.5	31:22.721	18		1:42.909	30.131	38.994	33.784	241.6	31:01.304
19		1:45.181	30.384	39.986	34.811	240.0	33:07.902	19		1:42.680	29.980	38.916	33.784	241.6	32:43.984

55 Jamie Laura Chadwick F3 Tatuus 318 A.R.							
Prema Powerteam							
Lap	D	Time	Sector 1	Sector 2	Sector 3	T. Spd	Elapsed
1		1:52.068	36.179	41.019	34.870	225.0	1:52.068
2		1:45.488	31.534	39.799	34.155	239.4	3:37.556
3		1:43.722	30.201	39.524	33.997	242.1	5:21.278
4		1:43.688	30.223	39.406	34.059	241.0	7:04.966
5		1:43.921	30.646	39.302	33.973	241.0	8:48.887
6		1:43.201	29.970	39.338	33.893	242.6	10:32.088
7		1:43.111	29.988	39.077	34.046	242.1	12:15.199
8		1:43.142	30.071	39.099	33.972	241.0	13:58.341
9		1:43.227	29.997	39.306	33.924	241.6	15:41.568
10		1:43.186	29.912	39.134	34.140	241.6	17:24.754
11		1:43.363	30.066	39.395	33.902	241.0	19:08.117
12		1:43.430	30.037	39.244	34.149	240.5	20:51.547
13		1:43.688	30.260	39.261	34.167	238.4	22:35.235
14		1:43.432	30.151	39.273	34.008	238.9	24:18.667
15		1:43.556	30.130	39.241	34.185	241.0	26:02.223
16		1:43.529	30.123	39.255	34.151	241.0	27:45.752
17		1:43.572	30.027	39.415	34.130	241.6	29:29.324
18		1:43.775	30.282	39.404	34.089	240.5	31:13.099
19		1:43.634	30.240	39.347	34.047	240.0	32:56.733



Circuito de Barcelona
Formula Regional European Championship
Race - 1
Analysis by Lap



Num	Lap Time	Gap	Num	Lap Time	Gap	Num	Lap Time	Gap	Num	Lap Time	Gap	Num	Lap Time	Gap
Lap 1			Lap 4			Lap 7			Lap 10			Lap 13		
6	1:47.656		6	1:43.204		6	1:42.910		6	1:42.864		6	1:42.918	
14	1:48.139	00.483	14	1:43.460	00.736	14	1:43.129	00.652	14	1:43.079	01.026	14	1:43.170	01.337
62	1:48.693	01.037	62	1:43.244	01.325	62	1:43.119	01.291	62	1:43.115	01.797	62	1:43.051	02.422
5	1:49.225	01.569	5	1:43.258	01.719	5	1:43.129	01.883	5	1:43.045	02.577	5	1:43.209	03.348
10	1:49.918	02.262	10	1:43.225	02.170	10	1:43.137	02.614	10	1:43.170	03.198	10	1:43.401	04.053
15	1:50.392	02.736	15	1:43.109	02.875	40	1:43.486	03.849	40	1:42.953	03.915	40	1:43.246	05.148
40	1:50.827	03.171	40	1:43.049	03.347	33	1:43.569	04.688	3	1:42.274	04.667	3	1:43.786	06.015
55	1:52.068	04.412	33	1:43.185	04.676	3	1:42.768	05.756	33	1:43.686	05.758	33	1:43.320	06.433
33	1:52.354	04.698	55	1:43.688	07.189	15	1:46.229	06.314	15	1:42.976	07.126	15	1:43.646	08.617
41	1:52.907	05.251	3	1:42.713	07.492	55	1:43.111	08.187	55	1:43.186	09.034	55	1:43.688	10.751
3	1:57.590	09.934	41	1:43.953	09.919	41	1:43.374	12.106	41	1:43.183	12.844	41	1:44.061	15.798
Num	Lap Time	Gap	Num	Lap Time	Gap	Num	Lap Time	Gap	Num	Lap Time	Gap	Num	Lap Time	Gap
Lap 2			Lap 5			Lap 8			Lap 11			Lap 14		
6	1:43.447		6	1:43.110		6	1:43.023		6	1:43.027		6	1:43.040	
14	1:43.516	00.552	14	1:43.028	00.654	14	1:42.883	00.512	14	1:42.834	00.833	14	1:42.521	00.818
62	1:43.835	01.425	62	1:42.983	01.198	62	1:43.031	01.299	62	1:43.127	01.897	62	1:42.894	02.276
5	1:43.679	01.801	5	1:43.217	01.826	5	1:43.044	01.904	5	1:43.087	02.637	5	1:43.211	03.519
10	1:43.688	02.503	10	1:43.207	02.267	10	1:43.015	02.606	10	1:43.114	03.285	10	1:43.583	04.596
15	1:43.829	03.118	15	1:43.172	02.937	40	1:42.762	03.588	40	1:43.230	04.118	40	1:43.315	05.423
40	1:43.793	03.517	40	1:43.102	03.339	33	1:43.032	04.697	3	1:42.913	04.553	3	1:43.186	06.161
33	1:44.014	05.265	33	1:42.609	04.175	3	1:42.380	05.113	33	1:43.034	05.765	33	1:43.519	06.912
55	1:45.488	06.453	3	1:42.391	06.773	15	1:43.364	06.655	15	1:43.163	07.262	15	1:43.388	08.965
41	1:45.488	07.292	55	1:43.921	08.000	55	1:43.142	08.306	55	1:43.363	09.370	55	1:43.432	11.143
3	1:42.015	08.502	41	1:44.227	11.036	41	1:43.045	12.128	41	1:43.544	13.361	41	1:44.163	16.921
Num	Lap Time	Gap	Num	Lap Time	Gap	Num	Lap Time	Gap	Num	Lap Time	Gap	Num	Lap Time	Gap
Lap 3			Lap 6			Lap 9			Lap 12			Lap 15		
6	1:43.470		6	1:43.215		6	1:42.821		6	1:42.819		6	1:42.602	
14	1:43.398	00.480	14	1:42.994	00.433	14	1:43.120	00.811	14	1:43.071	01.085	14	1:42.926	01.142
62	1:43.330	01.285	62	1:43.099	01.082	62	1:43.068	01.546	62	1:43.211	02.289	62	1:42.892	02.566
5	1:43.334	01.665	5	1:43.053	01.664	5	1:43.313	02.396	5	1:43.239	03.057	5	1:43.310	04.227
10	1:43.116	02.149	10	1:43.335	02.387	10	1:43.107	02.892	10	1:43.104	03.570	10	1:43.197	05.191
15	1:43.322	02.970	15	1:43.273	02.995	40	1:43.059	03.826	40	1:43.521	04.820	40	1:43.354	06.175
40	1:43.455	03.502	40	1:43.149	03.273	33	1:43.060	04.936	3	1:43.413	05.147	3	1:43.295	06.854
33	1:42.900	04.695	33	1:43.069	04.029	3	1:42.965	05.257	33	1:43.085	06.031	33	1:43.533	07.843
55	1:43.722	06.705	3	1:42.340	05.898	15	1:43.180	07.014	15	1:43.446	07.889	15	1:43.775	10.138
3	1:42.951	07.983	55	1:43.201	07.986	55	1:43.227	08.712	55	1:43.430	09.981	55	1:43.556	12.097
41	1:45.348	09.170	41	1:43.821	11.642	41	1:43.218	12.525	41	1:44.113	14.655	41	1:44.335	18.654



Circuito de Barcelona
 Formula Regional European Championship
 Race - 1
 Analysis by Lap



Num	Lap Time	Gap
-----	----------	-----

Lap 16

6	1:43.096	
14	1:42.894	00.940
62	1:42.825	02.295
5	1:43.684	04.815
10	1:43.596	05.691
40	1:43.513	06.592
3	1:43.293	07.051
33	1:43.787	08.534
15	1:43.617	10.659
55	1:43.529	12.530
41	1:44.432	19.990

Num	Lap Time	Gap
-----	----------	-----

Lap 17

6	1:42.762	
14	1:42.841	01.019
62	1:42.878	02.411
5	1:43.515	05.568
10	1:43.804	06.733
40	1:43.894	07.724
3	1:43.877	08.166
33	1:43.744	09.516
15	1:43.941	11.838
55	1:43.572	13.340
41	1:44.488	21.716

Num	Lap Time	Gap
-----	----------	-----

Lap 18

6	1:42.840	
14	1:43.270	01.449
62	1:42.909	02.480
5	1:43.232	05.960
10	1:43.761	07.654
40	1:43.907	08.791
3	1:43.778	09.104
33	1:43.592	10.268
15	1:43.855	12.853
55	1:43.775	14.275
41	1:45.021	23.897

Num	Lap Time	Gap
-----	----------	-----

Lap 19

6	1:43.006	
14	1:42.958	01.401
62	1:42.680	02.154
5	1:43.253	06.207
10	1:43.688	08.336
40	1:44.275	10.060
3	1:44.646	10.744
33	1:44.143	11.405
15	1:44.100	13.947
55	1:43.634	14.903
41	1:45.181	26.072



Circuit de Barcelona
Formula Regional European Championship
Race - 1
Best Sectors Results



Sector - 1			Sector - 2			Sector - 3			Ideal Lap vs Best Lap						
Clas	Nº	Driver	Time	Nº	Driver	Time	Nº	Driver	Time	Clas	Nº	Driver	Ideal Lap	Best Lap	Clas
1	3	Pierre-Louis Chovet	29.603	3	Pierre-Louis Chovet	38.715	3	Pierre-Louis Chovet	33.597	1	3	Pierre-Louis Chovet	1:41.915	1:42.015	1
2	40	Konsta Lappalainen	29.752	6	Oliver Rasmussen	38.793	14	Arthur Leclerc	33.692	2	14	Arthur Leclerc	1:42.467	1:42.521	2
3	33	Henrion Gillian	29.880	14	Arthur Leclerc	38.811	15	Matteo Nannini	33.712	3	6	Oliver Rasmussen	1:42.580	1:42.602	3
4	5	Patrick Pasma	29.895	62	Dennis Hauger	38.916	6	Oliver Rasmussen	33.740	4	33	Henrion Gillian	1:42.597	1:42.609	4
5	55	Jamie Laura Chadwi	29.912	33	Henrion Gillian	38.932	5	Patrick Pasma	33.779	5	40	Konsta Lappalainen	1:42.621	1:42.762	6
6	41	Emidio Pesce	29.944	41	Emidio Pesce	39.029	62	Dennis Hauger	33.784	6	62	Dennis Hauger	1:42.648	1:42.680	5
7	62	Dennis Hauger	29.948	10	Gianluca Petecof	39.037	33	Henrion Gillian	33.785	7	5	Patrick Pasma	1:42.789	1:43.044	9
8	14	Arthur Leclerc	29.964	40	Konsta Lappalainen	39.050	10	Gianluca Petecof	33.811	8	10	Gianluca Petecof	1:42.838	1:43.015	8
9	10	Gianluca Petecof	29.990	55	Jamie Laura Chadwi	39.077	40	Konsta Lappalainen	33.819	9	55	Jamie Laura Chadwi	1:42.882	1:43.111	11
10	15	Matteo Nannini	30.016	5	Patrick Pasma	39.115	55	Jamie Laura Chadwi	33.893	10	15	Matteo Nannini	1:42.931	1:42.976	7
11	6	Oliver Rasmussen	30.047	15	Matteo Nannini	39.203	41	Emidio Pesce	34.063	11	41	Emidio Pesce	1:43.036	1:43.045	10



Circuit de Barcelona
Formula Regional European Championship
Race - 1
Leader Sequence



Nº	Driver	Nat	Competitor	Nat	Rookie	Start Lap	End Lap	Laps	Total Laps
6	Oliver Rasmussen	DNK	Prema Powerteam	ITA	R	1	19	19	19



Circuito de Barcelona
Formula Regional European Championship
Race - 1
Best 5 Lap Times



Cls	Nº	Driver	Nat	Competitor	Nat	Rookie	Cls	Best 1		Best 2		Best 3		Best 4		Best 5	
								Time	Lap	Time	Lap	Time	Lap	Time	Lap	Time	Lap
1	3	Pierre-Louis Chovet	FRA	Van Amersfoort Racing	NLD	R	1	1:42.015	2	1:42.274	10	1:42.340	6	1:42.380	8	1:42.391	5
2	14	Arthur Leclerc	MC	Prema Powerteam	ITA	R	2	1:42.521	14	1:42.834	11	1:42.841	17	1:42.883	8	1:42.894	16
3	6	Oliver Rasmussen	DNK	Prema Powerteam	ITA	R	3	1:42.602	15	1:42.762	17	1:42.819	12	1:42.821	9	1:42.840	18
4	33	Henrion Gillian	FRA	Gillian Track Events GTE	FRA	R	4	1:42.609	5	1:42.900	3	1:43.032	8	1:43.034	11	1:43.060	9
5	62	Dennis Hauger	NOR	Van Amersfoort Racing	NLD			1:42.680	19	1:42.825	16	1:42.878	17	1:42.892	15	1:42.894	14
6	40	Konsta Lappalainen	FIN	Kic Motorsport	FIN			1:42.762	8	1:42.953	10	1:43.049	4	1:43.059	9	1:43.102	5
7	15	Matteo Nannini	ITA	Monolite Racing	ITA			1:42.976	10	1:43.109	4	1:43.163	11	1:43.172	5	1:43.180	9
8	10	Gianluca Petecof	BRA	Prema Powerteam	ITA	R	5	1:43.015	8	1:43.104	12	1:43.107	9	1:43.114	11	1:43.116	3
9	5	Patrick Pasma	FIN	Kic Motorsport	FIN			1:43.044	8	1:43.045	10	1:43.053	6	1:43.087	11	1:43.129	7
10	41	Emidio Pesce	ITA	DR Formula RP Motorsport	PRT	R	6	1:43.045	8	1:43.183	10	1:43.218	9	1:43.374	7	1:43.544	11
11	55	Jamie Laura Chadwick	GBR	Prema Powerteam	ITA			1:43.111	7	1:43.142	8	1:43.186	10	1:43.201	6	1:43.227	9



Circuito de Barcelona
Formula Regional European Championship
Race - 1
Best 5 Top Speeds



Cls	Nº	Driver	Nat	Competitor	Nat	Rookie	Cls	Top 1		Top 2		Top 3		Top 4		Top 5		Avg
								Km/h	Lap	Km/h	Lap	Km/h	Lap	Km/h	Lap	Km/h	Lap	
1	3	Pierre-Louis Chovet	FRA	Van Amersfoort Racing	NLD	R	1	251.1	10	250.0	19	249.4	5	249.4	9	248.2	13	249.6
2	40	Konsta Lappalainen	FIN	Kic Motorsport	FIN			249.4	6	248.8	3	248.2	5	247.7	7	247.1	2	248.2
3	5	Patrick Pasma	FIN	Kic Motorsport	FIN			246.5	5	246.0	4	245.4	3	244.8	7	244.8	8	245.5
4	33	Henrion Gillian	FRA	Gillian Track Events GTE	FRA	R	2	246.5	2	244.3	14	242.6	7	242.1	10	241.6	6	243.4
5	62	Dennis Hauger	NOR	Van Amersfoort Racing	NLD			246.0	5	245.4	6	244.3	7	244.3	8	244.3	9	244.8
6	10	Gianluca Petecof	BRA	Prema Powerteam	ITA	R	3	245.4	10	244.8	6	244.3	4	244.3	5	243.2	7	244.4
7	14	Arthur Leclerc	MC	Prema Powerteam	ITA	R	4	244.3	7	241.6	4	241.0	2	241.0	6	241.0	8	241.8
8	41	Emidio Pesce	ITA	DR Formula RP Motorsport	PRT	R	5	244.3	2	244.3	3	243.7	4	243.2	5	243.2	10	243.7
9	15	Matteo Nannini	ITA	Monolite Racing	ITA			243.7	2	243.7	3	243.7	5	243.7	8	243.7	11	243.7
10	55	Jamie Laura Chadwick	GBR	Prema Powerteam	ITA			242.6	6	242.1	3	242.1	7	241.6	9	241.6	10	242.0
11	6	Oliver Rasmussen	DNK	Prema Powerteam	ITA	R	6	238.9	6	238.9	9	238.4	3	238.4	4	238.4	5	238.6



Circuito de Barcelona
Formula Regional European Championship
Race - 1
Fastest Laps Sequence



Lap	Time of Day	Session Time	Nº	Driver	Nat	Competitor	Nat	Rookie	Time	Km/h
2	11:11:25.452	3:31.452	6	Oliver Rasmussen	DNK	Prema Powerteam	ITA	R	1:43.447	161.9
2	11:11:33.954	3:39.954	3	Pierre-Louis Chovet	FRA	Van Amersfoort Racing	NLD	R	1:42.015	164.2



Circuito de Barcelona
Formula Regional European Championship
Race - 1
Event Best Maximum Speed



Nº	Driver	Nat	Competitor	Nat	Rookie	Km/h	Session
3	Pierre-Louis Chovet	FRA	Van Amersfoort Racing	NLD	R	251.1	Race - 1
40	Konsta Lappalainen	FIN	Kic Motorsport	FIN		249.4	Race - 1
41	Emidio Pesce	ITA	DR Formula RP Motorsport	PRT	R	247.1	Qualifying - 2
55	Jamie Laura Chadwick	GBR	Prema Powerteam	ITA		246.5	Free Practice - 2
33	Henrion Gillian	FRA	Gillian Track Events GTE	FRA	R	246.5	Race - 1
5	Patrick Pasma	FIN	Kic Motorsport	FIN		246.5	Race - 1
62	Dennis Hauger	NOR	Van Amersfoort Racing	NLD		246.0	Qualifying - 2
15	Matteo Nannini	ITA	Monolite Racing	ITA		245.4	Free Practice - 1
10	Gianluca Petecof	BRA	Prema Powerteam	ITA	R	245.4	Race - 1
14	Arthur Leclerc	MCO	Prema Powerteam	ITA	R	244.8	Qualifying - 2
6	Oliver Rasmussen	DNK	Prema Powerteam	ITA	R	244.3	Free Practice - 2

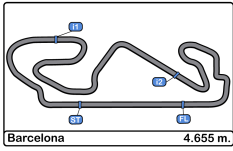


Circuito de Barcelona
Formula Regional European Championship
Race - 1
Lap Chart



LAP

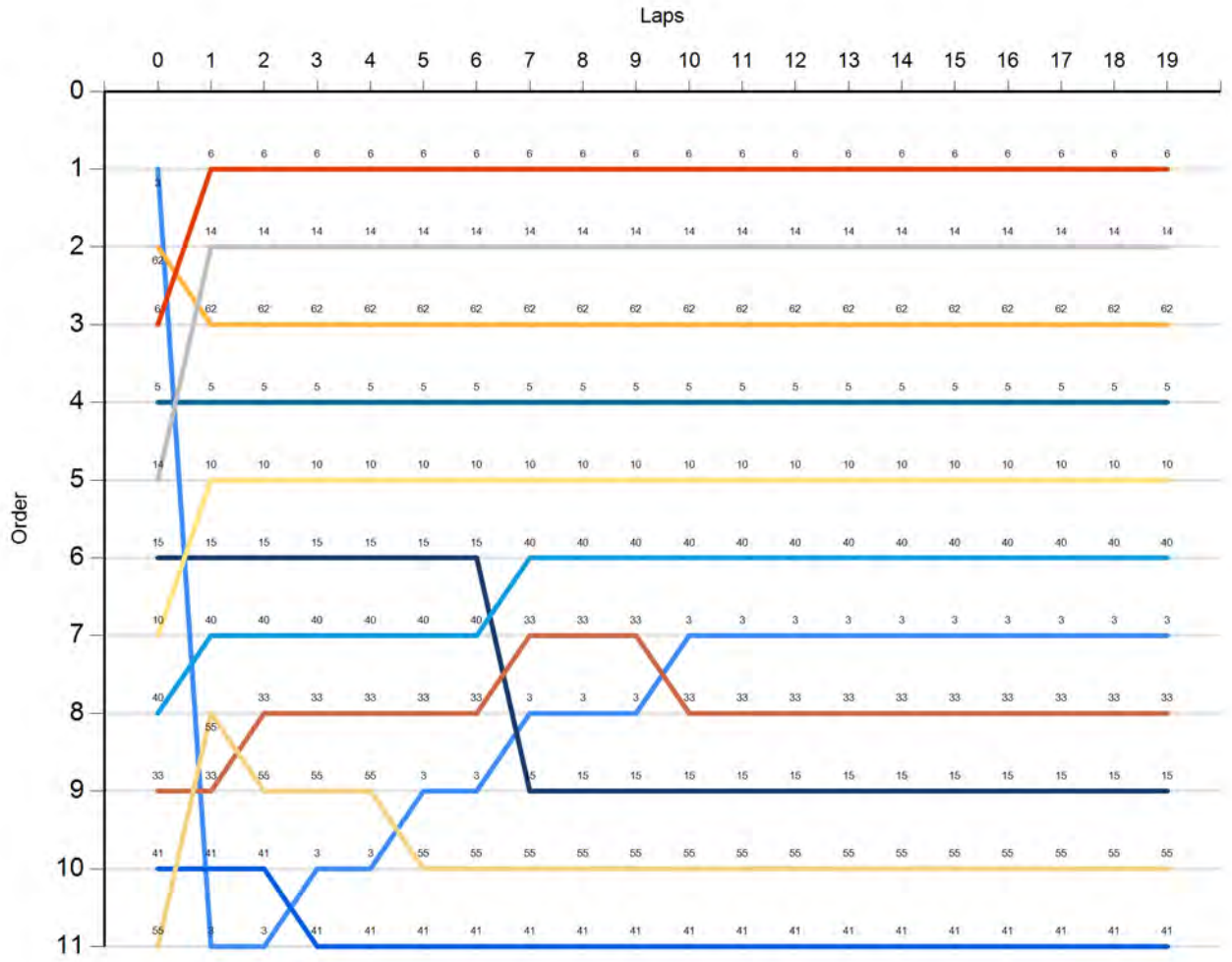
Nr	Pos	Grid	1	2	3	4	5	6	7	8	9	10	11	12	13	14	15	16	17	18	19
3	1	3	6	6	6	6	6	6	6	6	6	6	6	6	6	6	6	6	6	6	6
62	2	62	14	14	14	14	14	14	14	14	14	14	14	14	14	14	14	14	14	14	14
6	3	6	62	62	62	62	62	62	62	62	62	62	62	62	62	62	62	62	62	62	62
5	4	5	5	5	5	5	5	5	5	5	5	5	5	5	5	5	5	5	5	5	5
14	5	14	10	10	10	10	10	10	10	10	10	10	10	10	10	10	10	10	10	10	10
15	6	15	15	15	15	15	15	15	40	40	40	40	40	40	40	40	40	40	40	40	40
10	7	10	40	40	40	40	40	40	33	33	33	3	3	3	3	3	3	3	3	3	3
40	8	40	55	33	33	33	33	33	3	3	3	33	33	33	33	33	33	33	33	33	33
33	9	33	33	55	55	55	3	3	15	15	15	15	15	15	15	15	15	15	15	15	15
41	10	41	41	41	3	3	55	55	55	55	55	55	55	55	55	55	55	55	55	55	55
55	11	55	3	3	41	41	41	41	41	41	41	41	41	41	41	41	41	41	41	41	41

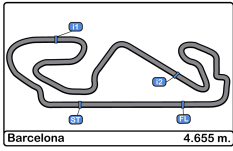


Circuit de Barcelona
Formula Regional European Championship
Race - 1
Graphic Lap Chart



- 3
- 62
- 6
- 5
- 14
- 15
- 10
- 40
- 33
- 41
- 55

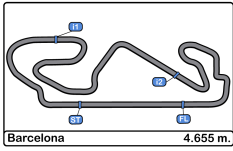




Circuit de Barcelona
Formula Regional European Championship
Race - 1
Pit Stop Analysis



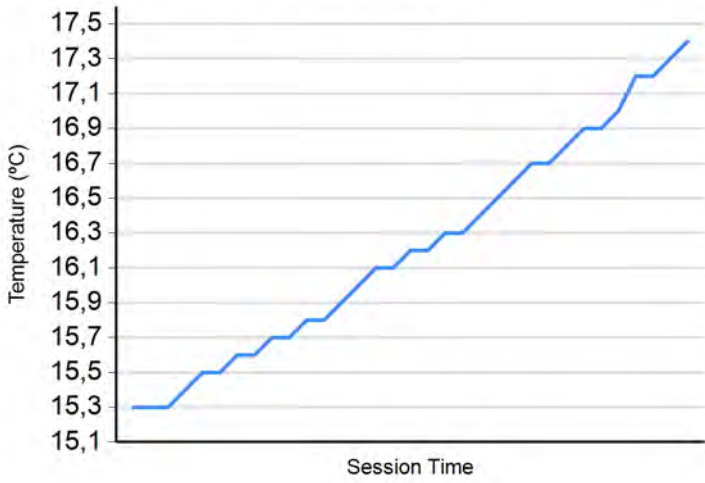
<u>Nº</u>	<u>In Day Time</u>	<u>Driver</u>	<u>Nat</u>	<u>Competitor</u>	<u>Nat</u>	<u>In Time</u>	<u>Stop Nº</u>	<u>Pit Time</u>	<u>Handicap</u>	<u>Penalty</u>
-----------	--------------------	---------------	------------	-------------------	------------	----------------	----------------	-----------------	-----------------	----------------



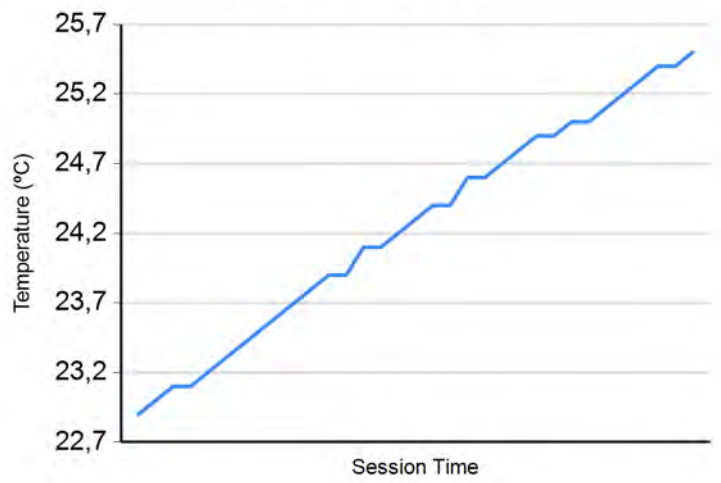
Circuit de Barcelona
Formula Regional European Championship
Race - 1
Weather Report



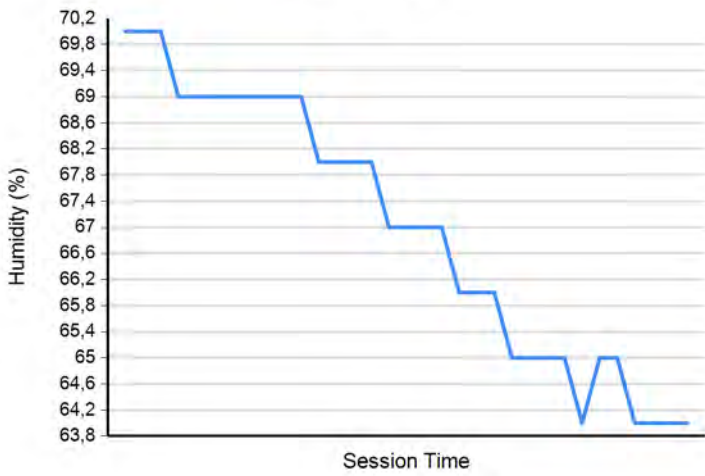
Air Temperature



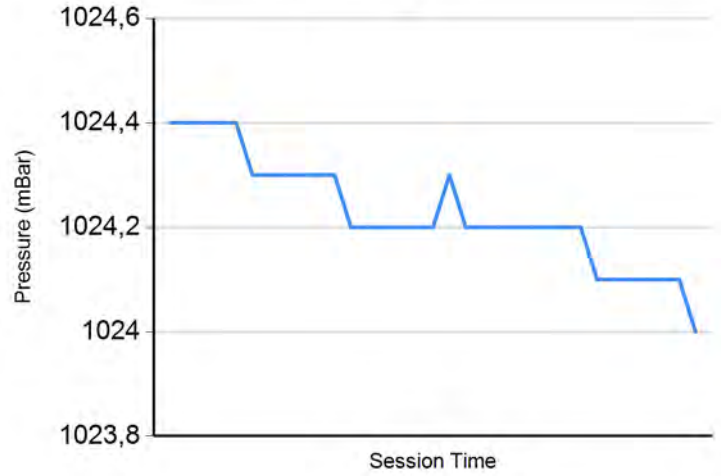
Track Temperature



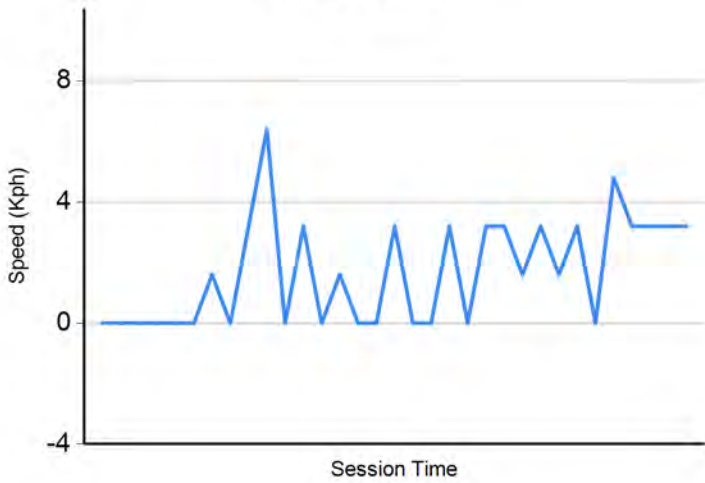
Humidity



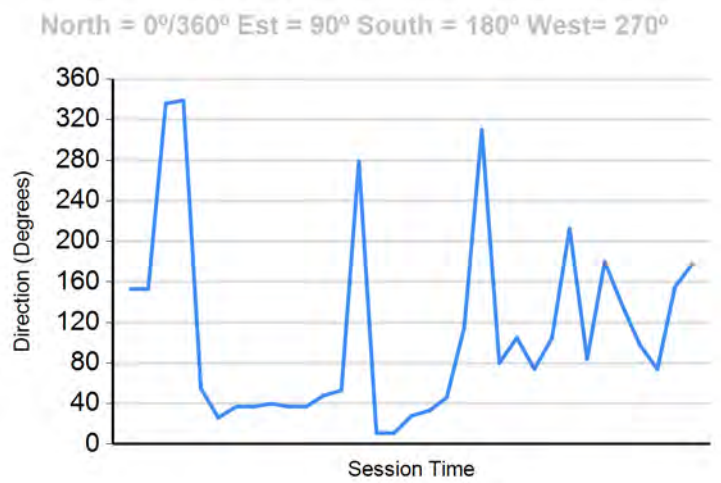
Pressure



Wind Speed



Wind direction





Circuito de Barcelona
Formula Regional European Championship
Race - 1
Final Results



Cls	Nº	Driver	Nat	Competitor	Nat	Rookie	Cls	Laps	Total Time	Gap	Interval	Km/h	Best	Time	Km/h
1	6	Oliver Rasmussen	DNK	Prema Powerteam	ITA	R	1	19	32:41.830			162.2	15	1:42.602	163.3
2	14	Arthur Leclerc	MC	Prema Powerteam	ITA	R	2	19	32:43.231	1.401	1.401	162.1	14	1:42.521	163.4
3	62	Dennis Hauger	NOR	Van Amersfoort Racing	NLD			19	32:43.984	2.154	0.753	162.1	19	1:42.680	163.2
4	5	Patrick Pasma	FIN	Kic Motorsport	FIN			19	32:48.037	6.207	4.053	161.7	8	1:43.044	162.6
5	10	Gianluca Petecof	BRA	Prema Powerteam	ITA	R	3	19	32:50.166	8.336	2.129	161.6	8	1:43.015	162.6
6	40	Konsta Lappalainen	FIN	Kic Motorsport	FIN			19	32:51.890	10.060	1.724	161.4	8	1:42.762	163.0
7	3	Pierre-Louis Chovet	FRA	Van Amersfoort Racing	NLD	R	4	19	32:52.574	10.744	0.684	161.4	2	1:42.015	164.2
8	33	Henrion Gillian	FRA	Gillian Track Events GTE	FRA	R	5	19	32:53.235	11.405	0.661	161.3	5	1:42.609	163.3
9	15	Matteo Nannini	ITA	Monolite Racing	ITA			19	32:55.777	13.947	2.542	161.1	10	1:42.976	162.7
10	55	Jamie Laura Chadwick	GBR	Prema Powerteam	ITA			19	32:56.733	14.903	0.956	161.0	7	1:43.111	162.5
11	41	Emidio Pesce	ITA	DR Formula RP Motorsport	PRT	R	6	19	33:07.902	26.072	11.169	160.1	8	1:43.045	162.6

Fastest lap Pierre-Louis Chovet in 1:42.015 at 164.3 Km/h in lap 2

Published at:.....

Track Temp: **25.5 °C** Air Temp: **17.4 °C** Humidity: **64 %** Track Status: **DRY**

Stewards:

Race Director:

Timekeeper:



Circuito de Barcelona
Formula Regional European Championship
Race - 2
Starting Grid



10	55	Jamie Laura Chadwick	1:42.364
8	40	Konsta Lappalainen	1:41.540
6	5	Patrick Pasma	1:41.081
4	14	Arthur Leclerc	1:40.979
2	3	Pierre-Louis Chovet	1:40.744

.6.	11	41	Emidio Pesce	1:42.782
.5.	9	33	Henrion Gillian	1:41.622
.4.	7	15	Matteo Nannini	1:41.142
.3.	5	10	Gianluca Petecof	1:40.985
.2.	3	6	Oliver Rasmussen	1:40.814
.1.	1	62	Dennis Hauger	1:40.642



Pole

Published at:.....

Stewards:

Timekeeper:



Circuito de Barcelona
Formula Regional European Championship
Race - 2
Provisional Results



Cls	Nº	Driver	Nat	Competitor	Nat	Rookie	Cls	Laps	Total Time	Gap	Interval	Km/h	Best	Time	Km/h
1	6	Oliver Rasmussen	DNK	Prema Powerteam	ITA	R	1	19	32:36.010			162.7	10	1:42.238	163.9
2	62	Dennis Hauger	NOR	Van Amersfoort Racing	NLD			19	32:36.467	0.457	0.457	162.7	10	1:42.362	163.7
3	3	Pierre-Louis Chovet	FRA	Van Amersfoort Racing	NLD	R	2	19	32:39.205	3.195	2.738	162.5	5	1:42.371	163.6
4	5	Patrick Pasma	FIN	Kic Motorsport	FIN			19	32:42.472	6.462	3.267	162.2	7	1:42.434	163.5
5	14	Arthur Leclerc	MC	Prema Powerteam	ITA	R	3	19	32:44.092	8.082	1.620	162.1	6	1:42.390	163.6
6	10	Gianluca Petecof	BRA	Prema Powerteam	ITA	R	4	19	32:56.877	20.867	12.785	161.0	11	1:43.189	162.4
7	33	Henrion Gillian	FRA	Gillian Track Events GTE	FRA	R	5	19	33:01.139	25.129	4.262	160.7	12	1:43.385	162.0
8	15	Matteo Nannini	ITA	Monolite Racing	ITA			19	33:01.713	25.703	0.574	160.6	12	1:43.316	162.2
9	55	Jamie Laura Chadwick	GBR	Prema Powerteam	ITA			19	33:03.735	27.725	2.022	160.5	4	1:43.670	161.6
10	40	Konsta Lappalainen	FIN	Kic Motorsport	FIN			19	33:16.683	40.673	12.948	159.4	5	1:43.687	161.6
11	41	Emidio Pesce	ITA	DR Formula RP Motorsport	PRT	R	6	19	33:18.869	42.859	2.186	159.2	5	1:43.698	161.6

Fastest lap Oliver Rasmussen in 1:42.238 at 163.9 Km/h in lap 10

Published at:.....

Track Temp: **22.7 °C** Air Temp: **20.4 °C** Humidity: **63 %** Track Status: **DRY**

Stewards:

Race Director:

Timekeeper:



Circuito de Barcelona
Formula Regional European Championship
Race - 2
Provisional Results by Class



Clas	Nº	Driver	Nat	Competitor	Nat	Rookie	Cls	Laps	Total Time	Gap	Interval	Km/h	Best	Time	Km/h
1	62	Dennis Hauger	NOR	Van Amersfoort Racing				19	32:36.467			162.7	10	1:42.362	163.7
2	5	Patrick Pasma	FIN	Kic Motorsport				19	32:42.472	6.462	6.005	162.2	7	1:42.434	163.5
3	15	Matteo Nannini	ITA	Monolite Racing				19	33:01.713	25.703	19.241	160.6	12	1:43.316	162.2
4	55	Jamie Laura	GBR	Prema Powerteam				19	33:03.735	27.725	2.022	160.5	4	1:43.670	161.6
5	40	Konsta Lappalainen	FIN	Kic Motorsport				19	33:16.683	40.673	12.948	159.4	5	1:43.687	161.6
Rookie															
1	6	Oliver Rasmussen	DNK	Prema Powerteam		R	1	19	32:36.010			162.7	10	1:42.238	163.9
2	3	Pierre-Louis Chovet	FRA	Van Amersfoort Racing		R	2	19	32:39.205	3.195	3.195	162.5	5	1:42.371	163.6
3	14	Arthur Leclerc	MC	Prema Powerteam		R	3	19	32:44.092	8.082	4.887	162.1	6	1:42.390	163.6
4	10	Gianluca Petecof	BRA	Prema Powerteam		R	4	19	32:56.877	20.867	12.785	161.0	11	1:43.189	162.4
5	33	Henrion Gillian	FRA	Gillian Track Events GTE		R	5	19	33:01.139	25.129	4.262	160.7	12	1:43.385	162.0
6	41	Emidio Pesce	ITA	DR Formula RP Motorsport		R	6	19	33:18.869	42.859	17.730	159.2	5	1:43.698	161.6

Fastest lap Oliver Rasmussen in 1:42.238 at 163.9 Km/h in lap 10

Published at:.....

Track Temp: **22.7 °C** Air Temp: **20.4 °C** Humidity: **63 %** Track Status: **DRY**

Stewards:

Race Director:

Timekeeper:



Circuito de Barcelona
Formula Regional European Championship
Race - 2



Provisional Classification by Driver Fastest Lap

Cls	Nº	Driver	Nat	Competitor	Nat	Rookie	Cls	Laps	Best	Time	Gap	Interval	Km/h
1	6	Oliver Rasmussen	DNK	Prema Powerteam	ITA	R	1	19	10	1:42.238			163.9
2	62	Dennis Hauger	NOR	Van Amersfoort Racing	NLD			19	10	1:42.362	0.124	0.124	163.7
3	3	Pierre-Louis Chovet	FRA	Van Amersfoort Racing	NLD	R	2	19	5	1:42.371	0.133	0.009	163.6
4	14	Arthur Leclerc	MCO	Prema Powerteam	ITA	R	3	19	6	1:42.390	0.152	0.019	163.6
5	5	Patrick Pasma	FIN	Kic Motorsport	FIN			19	7	1:42.434	0.196	0.044	163.5
6	10	Gianluca Petecof	BRA	Prema Powerteam	ITA	R	4	19	11	1:43.189	0.951	0.755	162.4
7	15	Matteo Nannini	ITA	Monolite Racing	ITA			19	12	1:43.316	1.078	0.127	162.2
8	33	Henrion Gillian	FRA	Gillian Track Events GTE	FRA	R	5	19	12	1:43.385	1.147	0.069	162.0
9	55	Jamie Laura Chadwick	GBR	Prema Powerteam	ITA			19	4	1:43.670	1.432	0.285	161.6
10	40	Konsta Lappalainen	FIN	Kic Motorsport	FIN			19	5	1:43.687	1.449	0.017	161.6
11	41	Emidio Pesce	ITA	DR Formula RP Motorsport	PRT	R	6	19	5	1:43.698	1.460	0.011	161.6



Circuito de Barcelona
Formula Regional European Championship
Race - 2
Distance and Speed Average



Cls	Nº	Driver	Nat	Competitor	Nat	Rookie	Cls	Laps	Distance	Total Time	Km/h
1	6	Oliver Rasmussen	DNK	Prema Powerteam	ITA	R	1	19	88.44	32:36.010	162.7
2	62	Dennis Hauger	NOR	Van Amersfoort Racing	NLD			19	88.44	32:36.467	162.7
3	3	Pierre-Louis Chovet	FRA	Van Amersfoort Racing	NLD	R	2	19	88.44	32:39.205	162.5
4	5	Patrick Pasma	FIN	Kic Motorsport	FIN			19	88.44	32:42.472	162.2
5	14	Arthur Leclerc	MCO	Prema Powerteam	ITA	R	3	19	88.44	32:44.092	162.1
6	10	Gianluca Petecof	BRA	Prema Powerteam	ITA	R	4	19	88.44	32:56.877	161.0
7	33	Henrion Gillian	FRA	Gillian Track Events GTE	FRA	R	5	19	88.44	33:01.139	160.7
8	15	Matteo Nannini	ITA	Monolite Racing	ITA			19	88.44	33:01.713	160.6
9	55	Jamie Laura Chadwick	GBR	Prema Powerteam	ITA			19	88.44	33:03.735	160.5
10	40	Konsta Lappalainen	FIN	Kic Motorsport	FIN			19	88.44	33:16.683	159.4
11	41	Emidio Pesce	ITA	DR Formula RP Motorsport	PRT	R	6	19	88.44	33:18.869	159.2



Circuito de Barcelona
Formula Regional European Championship
Race - 2
Lap Analysis



3 Pierre-Louis Chovet F3 Tatuus 318 A.R. Van Amersfoort Racing							6 Oliver Rasmussen F3 Tatuus 318 A.R. Prema Powerteam								
Lap	D	Time	Sector 1	Sector 2	Sector 3	T. Spd	Elapsed	Lap	D	Time	Sector 1	Sector 2	Sector 3	T. Spd	Elapsed
1		1:49.443	35.612	39.938	33.893	217.3	1:49.443	1		1:46.853	33.759	39.235	33.859	209.7	1:46.853
2		1:43.405	30.500	39.094	33.811	247.7	3:32.848	2		1:42.839	29.957	39.242	33.640	237.8	3:29.692
3		1:42.834	29.919	39.017	33.898	246.5	5:15.682	3		1:42.938	30.164	39.065	33.709	238.4	5:12.630
4		1:42.656	30.076	38.868	33.712	246.0	6:58.338	4		1:42.739	30.092	39.053	33.594	238.4	6:55.369
5		1:42.371	29.781	38.862	33.728	242.1	8:40.709	5		1:42.825	29.959	39.166	33.700	237.8	8:38.194
6		1:42.514	29.847	38.877	33.790	242.6	10:23.223	6		1:42.571	30.074	38.868	33.629	238.9	10:20.765
7		1:42.501	29.858	38.805	33.838	243.2	12:05.724	7		1:42.501	30.020	38.728	33.753	238.9	12:03.266
8		1:42.587	29.865	38.838	33.884	242.6	13:48.311	8		1:42.697	30.011	38.957	33.729	238.9	13:45.963
9		1:42.809	30.020	38.899	33.890	242.1	15:31.120	9		1:42.593	29.996	39.022	33.575	238.9	15:28.556
10		1:42.893	30.004	38.898	33.991	242.1	17:14.013	10		1:42.238	29.832	38.756	33.650	237.8	17:10.794
11		1:42.655	29.980	38.861	33.814	241.6	18:56.668	11		1:42.702	30.054	38.830	33.818	238.9	18:53.496
12		1:42.905	29.893	38.990	34.022	242.1	20:39.573	12		1:42.690	30.043	38.921	33.726	238.4	20:36.186
13		1:42.800	30.015	38.931	33.854	242.6	22:22.373	13		1:42.734	29.972	38.992	33.770	238.9	22:18.920
14		1:42.679	30.025	38.800	33.854	243.2	24:05.052	14		1:42.376	29.804	38.932	33.640	240.0	24:01.296
15		1:42.564	29.883	38.861	33.820	242.1	25:47.616	15		1:42.715	30.018	38.846	33.851	239.4	25:44.011
16		1:42.732	29.970	38.868	33.894	242.6	27:30.348	16		1:42.749	30.123	38.953	33.673	238.9	27:26.760
17		1:42.845	30.024	38.937	33.884	243.7	29:13.193	17		1:42.917	30.056	39.023	33.838	239.4	29:09.677
18		1:42.916	30.170	38.934	33.812	243.7	30:56.109	18		1:43.182	30.119	39.072	33.991	239.4	30:52.859
19		1:43.096	29.984	39.060	34.052	244.3	32:39.205	19		1:43.151	30.099	39.052	34.000	238.9	32:36.010

5 Patrick Pasma F3 Tatuus 318 A.R. Kic Motorsport							10 Gianluca Petecof F3 Tatuus 318 A.R. Prema Powerteam								
Lap	D	Time	Sector 1	Sector 2	Sector 3	T. Spd	Elapsed	Lap	D	Time	Sector 1	Sector 2	Sector 3	T. Spd	Elapsed
1		1:50.533	36.338	40.188	34.007	215.1	1:50.533	1		1:52.551	37.381	40.618	34.552	216.4	1:52.551
2		1:43.590	30.040	39.577	33.973	243.7	3:34.123	2		1:44.302	30.317	39.975	34.010	246.5	3:36.853
3		1:42.958	29.874	39.260	33.824	244.8	5:17.081	3		1:43.576	29.993	39.484	34.099	246.0	5:20.429
4		1:43.010	30.008	39.132	33.870	244.8	7:00.091	4		1:43.538	30.031	39.587	33.920	246.5	7:03.967
5		1:42.692	29.882	39.120	33.690	246.0	8:42.783	5		1:43.463	29.983	39.499	33.981	248.2	8:47.430
6		1:42.612	29.823	39.071	33.718	247.7	10:25.395	6		1:43.445	29.999	39.413	34.033	248.2	10:30.875
7		1:42.434	29.667	38.980	33.787	246.0	12:07.829	7		1:43.764	30.282	39.142	34.340	249.4	12:14.639
8		1:42.560	29.749	39.125	33.686	247.1	13:50.389	8		1:43.770	30.068	39.563	34.139	245.4	13:58.409
9		1:43.196	30.132	39.346	33.718	249.4	15:33.585	9		1:43.813	30.063	39.594	34.156	247.7	15:42.222
10		1:42.614	29.809	39.114	33.691	247.7	17:16.199	10		1:43.882	30.081	39.424	34.377	246.5	17:26.104
11		1:42.974	30.310	39.003	33.661	249.4	18:59.173	11		1:43.189	29.987	39.229	33.973	243.7	19:09.293
12		1:42.849	29.877	39.109	33.863	248.2	20:42.022	12		1:43.317	30.158	39.066	34.093	244.3	20:52.610
13		1:42.579	29.826	39.127	33.626	247.7	22:24.601	13		1:43.336	30.121	39.130	34.085	246.0	22:35.946
14		1:42.701	29.790	39.148	33.763	248.8	24:07.302	14		1:43.433	30.117	39.237	34.079	246.5	24:19.379
15		1:42.936	30.067	39.076	33.793	248.8	25:50.238	15		1:43.247	30.116	39.154	33.977	247.7	26:02.626
16		1:43.068	29.992	39.280	33.796	248.8	27:33.306	16		1:43.214	30.112	39.221	33.881	240.5	27:45.840
17		1:43.092	29.951	39.214	33.927	248.2	29:16.398	17		1:43.234	30.190	39.213	33.831	241.0	29:29.074
18		1:43.167	29.937	39.051	34.179	247.7	30:59.565	18		1:43.613	30.332	39.258	34.023	240.5	31:12.687
19		1:42.907	29.934	39.109	33.864	246.0	32:42.472	19		1:44.190	30.284	39.525	34.381	240.0	32:56.877



Circuito de Barcelona
Formula Regional European Championship
Race - 2
Lap Analysis



14

Arthur Leclerc

F3 Tatuus 318 A.R.

33

Henrion Gillian

F3 Tatuus 318 A.R.

R

Prema Powerteam

R

Gillian Track Events GTE

Lap	D	Time	Sector 1	Sector 2	Sector 3	T. Spd	Elapsed	Lap	D	Time	Sector 1	Sector 2	Sector 3	T. Spd	Elapsed
1		1:49.088	35.412	39.707	33.969	210.9	1:49.088	1		1:52.120	36.838	40.830	34.452	212.5	1:52.120
2		1:43.184	30.410	38.996	33.778	238.9	3:32.272	2		1:44.162	30.517	39.444	34.201	247.1	3:36.282
3		1:42.864	29.914	39.069	33.881	241.0	5:15.136	3		1:43.726	30.217	39.486	34.023	248.2	5:20.008
4		1:44.313	31.394	39.129	33.790	240.5	6:59.449	4		1:43.626	30.222	39.292	34.112	246.5	7:03.634
5		1:42.777	29.816	38.983	33.978	242.1	8:42.226	5		1:43.433	30.152	39.191	34.090	244.3	8:47.067
6		1:42.390	29.857	38.748	33.785	241.0	10:24.616	6		1:43.484	29.975	39.446	34.063	246.5	10:30.551
7		1:42.594	29.686	39.051	33.857	241.6	12:07.210	7		1:43.543	30.140	39.351	34.052	249.4	12:14.094
8		1:42.831	29.908	39.040	33.883	242.6	13:50.041	8		1:43.940	30.388	39.322	34.230	248.8	13:58.034
9		1:43.028	30.147	38.950	33.931	243.2	15:33.069	9		1:43.783	30.068	39.624	34.091	243.7	15:41.817
10		1:42.758	29.857	38.891	34.010	241.0	17:15.827	10		1:44.730	30.267	39.475	34.988	244.8	17:26.547
11		1:42.796	30.022	38.989	33.785	241.0	18:58.623	11		1:43.446	30.137	39.177	34.132	246.5	19:09.993
12		1:42.756	29.863	38.988	33.905	243.2	20:41.379	12		1:43.385	29.954	39.206	34.225	244.8	20:53.378
13		1:42.731	29.935	39.030	33.766	242.1	22:24.110	13		1:43.385	29.946	39.154	34.285	244.8	22:36.763
14		1:42.661	29.788	38.905	33.968	242.1	24:06.771	14		1:43.464	29.995	39.190	34.279	243.7	24:20.227
15		1:42.943	29.839	39.083	34.021	242.6	25:49.714	15		1:44.418	30.278	39.811	34.329	243.7	26:04.645
16		1:43.037	30.003	39.016	34.018	242.6	27:32.751	16		1:43.927	30.179	39.428	34.320	247.7	27:48.572
17		1:42.964	29.926	39.093	33.945	242.1	29:15.715	17		1:44.064	30.188	39.681	34.195	249.4	29:32.636
18		1:43.667	29.958	39.155	34.554	242.1	30:59.382	18		1:44.040	30.246	39.515	34.279	242.1	31:16.676
19		1:44.710	30.933	39.488	34.289	238.9	32:44.092	19		1:44.463	30.200	39.646	34.617	248.2	33:01.139

15

Matteo Nannini

F3 Tatuus 318 A.R.

40

Konsta Lappalainen

F3 Tatuus 318 A.R.

Monolite Racing

Kic Motorsport

Lap	D	Time	Sector 1	Sector 2	Sector 3	T. Spd	Elapsed	Lap	D	Time	Sector 1	Sector 2	Sector 3	T. Spd	Elapsed
1		1:51.291	35.807	40.373	35.111	215.1	1:51.291	1		1:53.161	37.541	41.092	34.528	199.6	1:53.161
2		1:44.611	30.786	39.703	34.122	240.0	3:35.902	2		1:45.052	30.399	40.224	34.429	247.7	3:38.213
3		1:43.713	30.333	39.389	33.991	243.2	5:19.615	3		1:44.479	30.427	39.775	34.277	251.1	5:22.692
4		1:43.617	30.277	39.371	33.969	242.6	7:03.232	4		1:43.978	30.274	39.479	34.225	247.7	7:06.670
5		1:43.457	30.106	39.363	33.988	242.6	8:46.689	5		1:43.687	30.037	39.306	34.344	247.1	8:50.357
6		1:43.465	30.036	39.328	34.101	242.1	10:30.154	6		1:43.867	30.069	39.446	34.352	246.0	10:34.224
7		1:43.617	30.121	39.385	34.111	242.1	12:13.771	7		1:44.336	30.293	39.601	34.442	246.5	12:18.560
8		1:43.863	30.448	39.324	34.091	242.1	13:57.634	8		1:44.227	30.181	39.564	34.482	245.4	14:02.787
9		1:43.805	30.301	39.442	34.062	241.6	15:41.439	9		1:44.310	30.149	39.744	34.417	244.8	15:47.097
10		1:43.889	30.338	39.380	34.171	241.6	17:25.328	10		1:44.360	30.143	39.640	34.577	244.3	17:31.457
11		1:43.440	30.145	39.261	34.034	241.6	19:08.768	11		1:44.455	30.138	39.739	34.578	244.3	19:15.912
12		1:43.316	30.127	39.285	33.904	241.6	20:52.084	12		1:44.606	30.241	39.746	34.619	245.4	21:00.518
13		1:43.427	30.123	39.224	34.080	242.1	22:35.511	13		1:44.760	30.261	39.712	34.787	244.3	22:45.278
14		1:43.530	30.165	39.226	34.139	242.1	24:19.041	14		1:45.018	30.237	40.029	34.752	244.3	24:30.296
15		1:45.191	31.188	39.759	34.244	242.1	26:04.232	15		1:44.863	30.270	39.835	34.758	244.3	26:15.159
16		1:43.969	30.159	39.559	34.251	244.3	27:48.201	16		1:45.289	30.441	40.108	34.740	244.3	28:00.448
17		1:44.034	30.251	39.590	34.193	244.3	29:32.235	17		1:45.527	30.478	40.161	34.888	244.3	29:45.975
18		1:44.060	30.191	39.559	34.310	243.7	31:16.295	18		1:45.005	30.400	39.731	34.874	243.7	31:30.980
19		1:45.418	30.338	39.758	35.322	243.2	33:01.713	19		1:45.703	30.568	40.045	35.090	243.2	33:16.683



Circuito de Barcelona
Formula Regional European Championship
Race - 2
Lap Analysis



41

Emidio Pesce

F3 Tatuus 318 A.R.

R

DR Formula RP Motorsport

62

Dennis Hauger

F3 Tatuus 318 A.R.

Van Amersfoort Racing

Lap	D	Time	Sector 1	Sector 2	Sector 3	T. Spd	Elapsed	Lap	D	Time	Sector 1	Sector 2	Sector 3	T. Spd	Elapsed
1		1:53.843	38.012	41.035	34.796	223.1	1:53.843	1		1:47.528	34.406	39.347	33.775	209.7	1:47.528
2		1:44.874	30.382	39.950	34.542	243.2	3:38.717	2		1:42.755	30.001	38.991	33.763	242.1	3:30.283
3		1:44.585	30.229	39.983	34.373	246.0	5:23.302	3		1:42.842	30.029	39.033	33.780	244.3	5:13.125
4		1:43.997	30.217	39.505	34.275	245.4	7:07.299	4		1:42.848	29.935	39.106	33.807	245.4	6:55.973
5		1:43.698	29.985	39.462	34.251	244.8	8:50.997	5		1:42.671	30.036	38.986	33.649	243.7	8:38.644
6		1:43.953	30.135	39.322	34.496	245.4	10:34.950	6		1:42.555	30.014	39.013	33.528	244.8	10:21.199
7		1:44.081	30.116	39.699	34.266	245.4	12:19.031	7		1:42.642	30.085	38.941	33.616	246.0	12:03.841
8		1:44.315	30.229	39.522	34.564	247.1	14:03.346	8		1:42.751	29.963	39.028	33.760	244.8	13:46.592
9		1:44.429	30.357	39.534	34.538	245.4	15:47.775	9		1:42.569	30.065	38.924	33.580	243.7	15:29.161
10		1:44.231	30.227	39.536	34.468	246.0	17:32.006	10		1:42.362	29.921	38.859	33.582	243.7	17:11.523
11		1:44.528	30.337	39.666	34.525	246.0	19:16.534	11		1:42.798	29.992	38.837	33.969	243.2	18:54.321
12		1:44.786	30.178	39.940	34.668	245.4	21:01.320	12		1:42.654	29.873	38.962	33.819	242.6	20:36.975
13		1:44.574	30.150	39.738	34.686	246.0	22:45.894	13		1:42.576	29.905	38.863	33.808	243.7	22:19.551
14		1:44.963	30.494	39.804	34.665	246.0	24:30.857	14		1:42.608	29.960	38.983	33.665	246.0	24:02.159
15		1:44.862	30.398	39.760	34.704	246.5	26:15.719	15		1:42.369	29.774	38.842	33.753	244.3	25:44.528
16		1:45.603	30.452	40.156	34.995	245.4	28:01.322	16		1:43.062	30.253	39.055	33.754	246.5	27:27.590
17		1:45.614	30.712	39.917	34.985	245.4	29:46.936	17		1:42.778	30.044	38.885	33.849	243.7	29:10.368
18		1:45.784	30.563	40.191	35.030	245.4	31:32.720	18		1:43.000	30.111	39.110	33.779	244.3	30:53.368
19		1:46.149	30.771	40.145	35.233	243.2	33:18.869	19		1:43.099	30.144	39.171	33.784	246.5	32:36.467

55

Jamie Laura Chadwick

F3 Tatuus 318 A.R.

Prema Powerteam

Lap	D	Time	Sector 1	Sector 2	Sector 3	T. Spd	Elapsed
1		1:51.823	36.635	40.700	34.488	217.3	1:51.823
2		1:46.058	30.950	40.750	34.358	243.2	3:37.881
3		1:44.057	30.318	39.434	34.305	243.2	5:21.938
4		1:43.670	30.197	39.398	34.075	243.2	7:05.608
5		1:43.703	30.234	39.274	34.195	243.2	8:49.311
6		1:43.811	30.238	39.398	34.175	242.1	10:33.122
7		1:43.732	30.053	39.508	34.171	240.5	12:16.854
8		1:43.858	30.196	39.362	34.300	241.0	14:00.712
9		1:44.148	30.249	39.592	34.307	241.6	15:44.860
10		1:43.895	30.162	39.440	34.293	241.6	17:28.755
11		1:43.763	30.199	39.397	34.167	240.0	19:12.518
12		1:44.250	30.149	39.826	34.275	240.5	20:56.768
13		1:43.731	30.243	39.283	34.205	241.6	22:40.499
14		1:43.787	30.254	39.359	34.174	242.1	24:24.286
15		1:43.885	30.150	39.446	34.289	242.1	26:08.171
16		1:43.936	30.270	39.452	34.214	242.1	27:52.107
17		1:43.842	30.231	39.460	34.151	242.6	29:35.949
18		1:43.998	30.317	39.392	34.289	243.2	31:19.947
19		1:43.788	30.257	39.237	34.294	242.1	33:03.735



Circuit de Barcelona
Formula Regional European Championship
Race - 2
Analysis by Lap



Num	Lap Time	Gap	Num	Lap Time	Gap	Num	Lap Time	Gap	Num	Lap Time	Gap	Num	Lap Time	Gap
Lap 1			Lap 4			Lap 7			Lap 10			Lap 13		
6	1:46.853		6	1:42.739		6	1:42.501		6	1:42.238		6	1:42.734	
62	1:47.528	00.675	62	1:42.848	00.604	62	1:42.642	00.575	62	1:42.362	00.729	62	1:42.576	00.631
14	1:49.088	02.235	3	1:42.656	02.969	3	1:42.501	02.458	3	1:42.893	03.219	3	1:42.800	03.453
3	1:49.443	02.590	14	1:44.313	04.080	14	1:42.594	03.944	14	1:42.758	05.033	14	1:42.731	05.190
5	1:50.533	03.680	5	1:43.010	04.722	5	1:42.434	04.563	5	1:42.614	05.405	5	1:42.579	05.681
15	1:51.291	04.438	15	1:43.617	07.863	15	1:43.617	10.505	15	1:43.889	14.534	15	1:43.427	16.591
55	1:51.823	04.970	33	1:43.626	08.265	33	1:43.543	10.828	10	1:43.882	15.310	10	1:43.336	17.026
33	1:52.120	05.267	10	1:43.538	08.598	10	1:43.764	11.373	33	1:44.730	15.753	33	1:43.385	17.843
10	1:52.551	05.698	55	1:43.670	10.239	55	1:43.732	13.588	55	1:43.895	17.961	55	1:43.731	21.579
40	1:53.161	06.308	40	1:43.978	11.301	40	1:44.336	15.294	40	1:44.360	20.663	40	1:44.760	26.358
41	1:53.843	06.990	41	1:43.997	11.930	41	1:44.081	15.765	41	1:44.231	21.212	41	1:44.574	26.974
Num	Lap Time	Gap	Num	Lap Time	Gap	Num	Lap Time	Gap	Num	Lap Time	Gap	Num	Lap Time	Gap
Lap 2			Lap 5			Lap 8			Lap 11			Lap 14		
6	1:42.839		6	1:42.825		6	1:42.697		6	1:42.702		6	1:42.376	
62	1:42.755	00.591	62	1:42.671	00.450	62	1:42.751	00.629	62	1:42.798	00.825	62	1:42.608	00.863
14	1:43.184	02.580	3	1:42.371	02.515	3	1:42.587	02.348	3	1:42.655	03.172	3	1:42.679	03.756
3	1:43.405	03.156	14	1:42.777	04.032	14	1:42.831	04.078	14	1:42.796	05.127	14	1:42.661	05.475
5	1:43.590	04.431	5	1:42.692	04.589	5	1:42.560	04.426	5	1:42.974	05.677	5	1:42.701	06.006
15	1:44.611	06.210	15	1:43.457	08.495	15	1:43.863	11.671	15	1:43.440	15.272	15	1:43.530	17.745
33	1:44.162	06.590	33	1:43.433	08.873	33	1:43.940	12.071	10	1:43.189	15.797	10	1:43.433	18.083
10	1:44.302	07.161	10	1:43.463	09.236	10	1:43.770	12.446	33	1:43.446	16.497	33	1:43.464	18.931
55	1:46.058	08.189	55	1:43.703	11.117	55	1:43.858	14.749	55	1:43.763	19.022	55	1:43.787	22.990
40	1:45.052	08.521	40	1:43.687	12.163	40	1:44.227	16.824	40	1:44.455	22.416	40	1:45.018	29.000
41	1:44.874	09.025	41	1:43.698	12.803	41	1:44.315	17.383	41	1:44.528	23.038	41	1:44.963	29.561
Num	Lap Time	Gap	Num	Lap Time	Gap	Num	Lap Time	Gap	Num	Lap Time	Gap	Num	Lap Time	Gap
Lap 3			Lap 6			Lap 9			Lap 12			Lap 15		
6	1:42.938		6	1:42.571		6	1:42.593		6	1:42.690		6	1:42.715	
62	1:42.842	00.495	62	1:42.555	00.434	62	1:42.569	00.605	62	1:42.654	00.789	62	1:42.369	00.517
14	1:42.864	02.506	3	1:42.514	02.458	3	1:42.809	02.564	3	1:42.905	03.387	3	1:42.564	03.605
3	1:42.834	03.052	14	1:42.390	03.851	14	1:43.028	04.513	14	1:42.756	05.193	14	1:42.943	05.703
5	1:42.958	04.451	5	1:42.612	04.630	5	1:43.196	05.029	5	1:42.849	05.836	5	1:42.936	06.227
15	1:43.713	06.985	15	1:43.465	09.389	15	1:43.805	12.883	15	1:43.316	15.898	10	1:43.247	18.615
33	1:43.726	07.378	33	1:43.484	09.786	33	1:43.783	13.261	10	1:43.317	16.424	15	1:45.191	20.221
10	1:43.576	07.799	10	1:43.445	10.110	10	1:43.813	13.666	33	1:43.385	17.192	33	1:44.418	20.634
55	1:44.057	09.308	55	1:43.811	12.357	55	1:44.148	16.304	55	1:44.250	20.582	55	1:43.885	24.160
40	1:44.479	10.062	40	1:43.867	13.459	40	1:44.310	18.541	40	1:44.606	24.332	40	1:44.863	31.148
41	1:44.585	10.672	41	1:43.953	14.185	41	1:44.429	19.219	41	1:44.786	25.134	41	1:44.862	31.708



Circuit de Barcelona
Formula Regional European Championship
Race - 2
Analysis by Lap



Num	Lap Time	Gap
-----	----------	-----

Lap 16

6	1:42.749	
62	1:43.062	00.830
3	1:42.732	03.588
14	1:43.037	05.991
5	1:43.068	06.546
10	1:43.214	19.080
15	1:43.969	21.441
33	1:43.927	21.812
55	1:43.936	25.347
40	1:45.289	33.688
41	1:45.603	34.562

Num	Lap Time	Gap
-----	----------	-----

Lap 17

6	1:42.917	
62	1:42.778	00.691
3	1:42.845	03.516
14	1:42.964	06.038
5	1:43.092	06.721
10	1:43.234	19.397
15	1:44.034	22.558
33	1:44.064	22.959
55	1:43.842	26.272
40	1:45.527	36.298
41	1:45.614	37.259

Num	Lap Time	Gap
-----	----------	-----

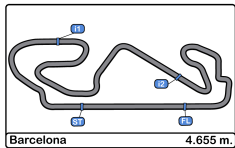
Lap 18

6	1:43.182	
62	1:43.000	00.509
3	1:42.916	03.250
14	1:43.667	06.523
5	1:43.167	06.706
10	1:43.613	19.828
15	1:44.060	23.436
33	1:44.040	23.817
55	1:43.998	27.088
40	1:45.005	38.121
41	1:45.784	39.861

Num	Lap Time	Gap
-----	----------	-----

Lap 19

6	1:43.151	
62	1:43.099	00.457
3	1:43.096	03.195
5	1:42.907	06.462
14	1:44.710	08.082
10	1:44.190	20.867
33	1:44.463	25.129
15	1:45.418	25.703
55	1:43.788	27.725
40	1:45.703	40.673
41	1:46.149	42.859



Circuito de Barcelona
Formula Regional European Championship
Race - 2
Best Sectors Results



Sector - 1			Sector - 2			Sector - 3			Ideal Lap vs Best Lap						
Clas	Nº	Driver	Time	Nº	Driver	Time	Nº	Driver	Time	Clas	Nº	Driver	Ideal Lap	Best Lap	Clas
1	5	Patrick Pasma	29.667	6	Oliver Rasmussen	38.728	62	Dennis Hauger	33.528	1	6	Oliver Rasmussen	1:42.107	1:42.238	1
2	14	Arthur Leclerc	29.686	14	Arthur Leclerc	38.748	6	Oliver Rasmussen	33.575	2	62	Dennis Hauger	1:42.139	1:42.362	2
3	62	Dennis Hauger	29.774	3	Pierre-Louis Chovet	38.800	5	Patrick Pasma	33.626	3	14	Arthur Leclerc	1:42.200	1:42.390	4
4	3	Pierre-Louis Chovet	29.781	62	Dennis Hauger	38.837	3	Pierre-Louis Chovet	33.712	4	5	Patrick Pasma	1:42.273	1:42.434	5
5	6	Oliver Rasmussen	29.804	5	Patrick Pasma	38.980	14	Arthur Leclerc	33.766	5	3	Pierre-Louis Chovet	1:42.293	1:42.371	3
6	33	Henrion Gillian	29.946	10	Gianluca Petecof	39.066	10	Gianluca Petecof	33.831	6	10	Gianluca Petecof	1:42.880	1:43.189	6
7	10	Gianluca Petecof	29.983	33	Henrion Gillian	39.154	15	Matteo Nannini	33.904	7	33	Henrion Gillian	1:43.123	1:43.385	8
8	41	Emidio Pesce	29.985	15	Matteo Nannini	39.224	33	Henrion Gillian	34.023	8	15	Matteo Nannini	1:43.164	1:43.316	7
9	15	Matteo Nannini	30.036	55	Jamie Laura Chadwi	39.237	55	Jamie Laura Chadwi	34.075	9	55	Jamie Laura Chadwi	1:43.365	1:43.670	9
10	40	Konsta Lappalainen	30.037	40	Konsta Lappalainen	39.306	40	Konsta Lappalainen	34.225	10	41	Emidio Pesce	1:43.558	1:43.698	11
11	55	Jamie Laura Chadwi	30.053	41	Emidio Pesce	39.322	41	Emidio Pesce	34.251	11	40	Konsta Lappalainen	1:43.568	1:43.687	10



Circuit de Barcelona
Formula Regional European Championship
Race - 2
Leader Sequence



Nº	Driver	Nat	Competitor	Nat	Rookie	Start Lap	End Lap	Laps	Total Laps
6	Oliver Rasmussen	DNK	Prema Powerteam	ITA	R	1	19	19	19



Circuito de Barcelona
Formula Regional European Championship
Race - 2
Best 5 Lap Times



Cls	Nº	Driver	Nat	Competitor	Nat	Rookie	Cls	Best 1		Best 2		Best 3		Best 4		Best 5	
								Time	Lap	Time	Lap	Time	Lap	Time	Lap	Time	Lap
1	6	Oliver Rasmussen	DNK	Prema Powerteam	ITA	R	1	1:42.238	10	1:42.376	14	1:42.501	7	1:42.571	6	1:42.593	9
2	62	Dennis Hauger	NOR	Van Amersfoort Racing	NLD			1:42.362	10	1:42.369	15	1:42.555	6	1:42.569	9	1:42.576	13
3	3	Pierre-Louis Chovet	FRA	Van Amersfoort Racing	NLD	R	2	1:42.371	5	1:42.501	7	1:42.514	6	1:42.564	15	1:42.587	8
4	14	Arthur Leclerc	MC	Prema Powerteam	ITA	R	3	1:42.390	6	1:42.594	7	1:42.661	14	1:42.731	13	1:42.756	12
5	5	Patrick Pasma	FIN	Kic Motorsport	FIN			1:42.434	7	1:42.560	8	1:42.579	13	1:42.612	6	1:42.614	10
6	10	Gianluca Petecof	BRA	Prema Powerteam	ITA	R	4	1:43.189	11	1:43.214	16	1:43.234	17	1:43.247	15	1:43.317	12
7	15	Matteo Nannini	ITA	Monolite Racing	ITA			1:43.316	12	1:43.427	13	1:43.440	11	1:43.457	5	1:43.465	6
8	33	Henrion Gillian	FRA	Gillian Track Events GTE	FRA	R	5	1:43.385	12	1:43.385	13	1:43.433	5	1:43.446	11	1:43.464	14
9	55	Jamie Laura Chadwick	GBR	Prema Powerteam	ITA			1:43.670	4	1:43.703	5	1:43.731	13	1:43.732	7	1:43.763	11
10	40	Konsta Lappalainen	FIN	Kic Motorsport	FIN			1:43.687	5	1:43.867	6	1:43.978	4	1:44.227	8	1:44.310	9
11	41	Emidio Pesce	ITA	DR Formula RP Motorsport	PRT	R	6	1:43.698	5	1:43.953	6	1:43.997	4	1:44.081	7	1:44.231	10



Circuit de Barcelona
Formula Regional European Championship
Race - 2
Best 5 Top Speeds



Cls	Nº	Driver	Nat	Competitor	Nat	Rookie	Cls	Top 1		Top 2		Top 3		Top 4		Top 5		Avg
								Km/h	Lap	Km/h	Lap	Km/h	Lap	Km/h	Lap	Km/h	Lap	
1	40	Konsta Lappalainen	FIN	Kic Motorsport	FIN			251.1	3	247.7	2	247.7	4	247.1	5	246.5	7	248.0
2	5	Patrick Pasma	FIN	Kic Motorsport	FIN			249.4	9	249.4	11	248.8	14	248.8	15	248.8	16	249.0
3	10	Gianluca Petecof	BRA	Prema Powerteam	ITA	R	1	249.4	7	248.2	5	248.2	6	247.7	9	247.7	15	248.2
4	33	Henrion Gillian	FRA	Gillian Track Events GTE	FRA	R	2	249.4	7	249.4	17	248.8	8	248.2	3	248.2	19	248.8
5	3	Pierre-Louis Chovet	FRA	Van Amersfoort Racing	NLD	R	3	247.7	2	246.5	3	246.0	4	244.3	19	243.7	17	245.6
6	41	Emidio Pesce	ITA	DR Formula RP Motorsport	PRT	R	4	247.1	8	246.5	15	246.0	3	246.0	10	246.0	11	246.3
7	62	Dennis Hauger	NOR	Van Amersfoort Racing	NLD			246.5	16	246.5	19	246.0	7	246.0	14	245.4	4	246.1
8	15	Matteo Nannini	ITA	Monolite Racing	ITA			244.3	16	244.3	17	243.7	18	243.2	3	243.2	19	243.7
9	14	Arthur Leclerc	MC	Prema Powerteam	ITA	R	5	243.2	9	243.2	12	242.6	8	242.6	15	242.6	16	242.9
10	55	Jamie Laura Chadwick	GBR	Prema Powerteam	ITA			243.2	2	243.2	3	243.2	4	243.2	5	243.2	18	243.2
11	6	Oliver Rasmussen	DNK	Prema Powerteam	ITA	R	6	240.0	14	239.4	15	239.4	17	239.4	18	238.9	6	239.4



Circuito de Barcelona
Formula Regional European Championship
Race - 2
Fastest Laps Sequence



Lap	Time of Day	Session Time	Nº	Driver	Nat	Competitor	Nat	Rookie	Time	Km/h
2	17:06:23.581	3:29.581	6	Oliver Rasmussen	DNK	Prema Powerteam	ITA	R	1:42.839	162.9
2	17:06:24.173	3:30.173	62	Dennis Hauger	NOR	Van Amersfoort Racing	NLD		1:42.755	163.0
4	17:09:49.259	6:55.259	6	Oliver Rasmussen	DNK	Prema Powerteam	ITA	R	1:42.739	163.1
4	17:09:52.228	6:58.228	3	Pierre-Louis Chovet	FRA	Van Amersfoort Racing	NLD	R	1:42.656	163.2
5	17:11:34.598	8:40.598	3	Pierre-Louis Chovet	FRA	Van Amersfoort Racing	NLD	R	1:42.371	163.6
10	17:20:04.684	17:10.684	6	Oliver Rasmussen	DNK	Prema Powerteam	ITA	R	1:42.238	163.9



Circuito de Barcelona
Formula Regional European Championship
Race - 2
Event Best Maximum Speed



Nº	Driver	Nat	Competitor	Nat	Rookie	Km/h	Session
3	Pierre-Louis Chovet	FRA	Van Amersfoort Racing	NLD	R	251.1	Race - 1
40	Konsta Lappalainen	FIN	Kic Motorsport	FIN		251.1	Race - 2
33	Henrion Gillian	FRA	Gillian Track Events GTE	FRA	R	249.4	Race - 2
10	Gianluca Petecof	BRA	Prema Powerteam	ITA	R	249.4	Race - 2
5	Patrick Pasma	FIN	Kic Motorsport	FIN		249.4	Race - 2
41	Emidio Pesce	ITA	DR Formula RP Motorsport	PRT	R	247.1	Qualifying - 2
55	Jamie Laura Chadwick	GBR	Prema Powerteam	ITA		246.5	Free Practice - 2
62	Dennis Hauger	NOR	Van Amersfoort Racing	NLD		246.5	Race - 2
15	Matteo Nannini	ITA	Monolite Racing	ITA		245.4	Free Practice - 1
14	Arthur Leclerc	MCO	Prema Powerteam	ITA	R	244.8	Qualifying - 2
6	Oliver Rasmussen	DNK	Prema Powerteam	ITA	R	244.3	Free Practice - 2

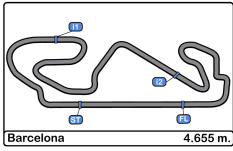


Circuit de Barcelona
Formula Regional European Championship
Race - 2
Lap Chart



LAP

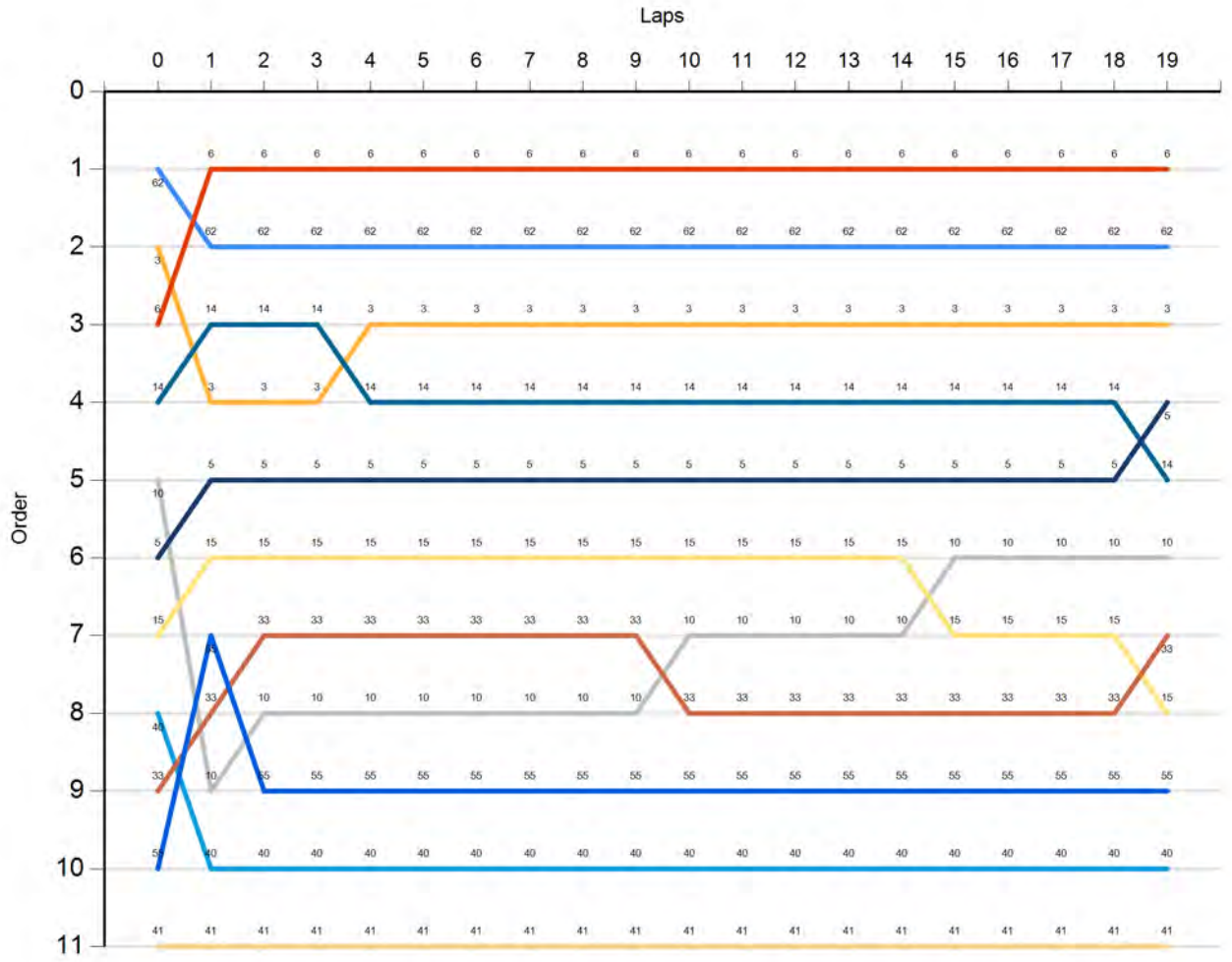
Nr	Pos	Grid	1	2	3	4	5	6	7	8	9	10	11	12	13	14	15	16	17	18	19	
62	1	62	6	6	6	6	6	6	6	6	6	6	6	6	6	6	6	6	6	6	6	
3	2	3	62	62	62	62	62	62	62	62	62	62	62	62	62	62	62	62	62	62	62	62
6	3	6	14	14	14	3	3	3	3	3	3	3	3	3	3	3	3	3	3	3	3	3
14	4	14	3	3	3	14	14	14	14	14	14	14	14	14	14	14	14	14	14	14	14	5
10	5	10	5	5	5	5	5	5	5	5	5	5	5	5	5	5	5	5	5	5	5	14
5	6	5	15	15	15	15	15	15	15	15	15	15	15	15	15	15	10	10	10	10	10	10
15	7	15	55	33	33	33	33	33	33	33	33	10	10	10	10	10	15	15	15	15	33	33
40	8	40	33	10	10	10	10	10	10	10	10	33	33	33	33	33	33	33	33	33	33	15
33	9	33	10	55	55	55	55	55	55	55	55	55	55	55	55	55	55	55	55	55	55	55
55	10	55	40	40	40	40	40	40	40	40	40	40	40	40	40	40	40	40	40	40	40	40
41	11	41	41	41	41	41	41	41	41	41	41	41	41	41	41	41	41	41	41	41	41	41

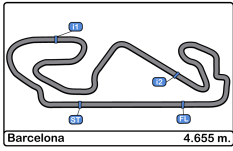


Circuit de Barcelona
Formula Regional European Championship
Race - 2
Graphic Lap Chart



- 62
- 3
- 6
- 14
- 10
- 5
- 15
- 40
- 33
- 55
- 41

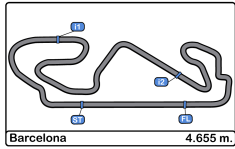




Circuito de Barcelona
Formula Regional European Championship
Race - 2
Pit Stop Analysis



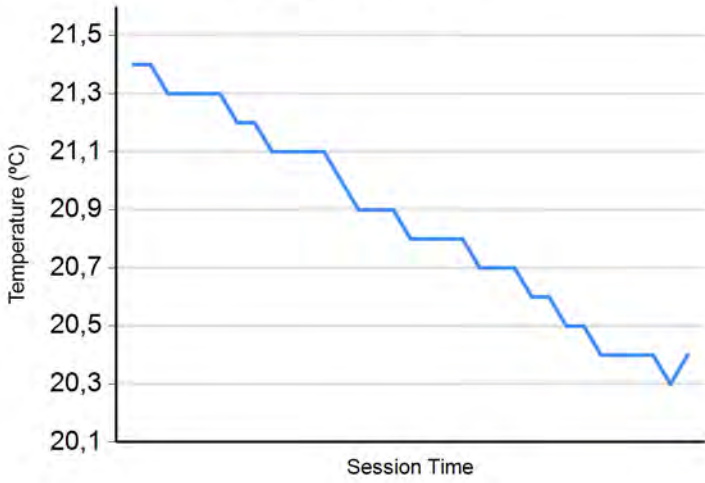
<u>Nº</u>	<u>In Day Time</u>	<u>Driver</u>	<u>Nat</u>	<u>Competitor</u>	<u>Nat</u>	<u>In Time</u>	<u>Stop Nº</u>	<u>Pit Time</u>	<u>Handicap</u>	<u>Penalty</u>
-----------	--------------------	---------------	------------	-------------------	------------	----------------	----------------	-----------------	-----------------	----------------



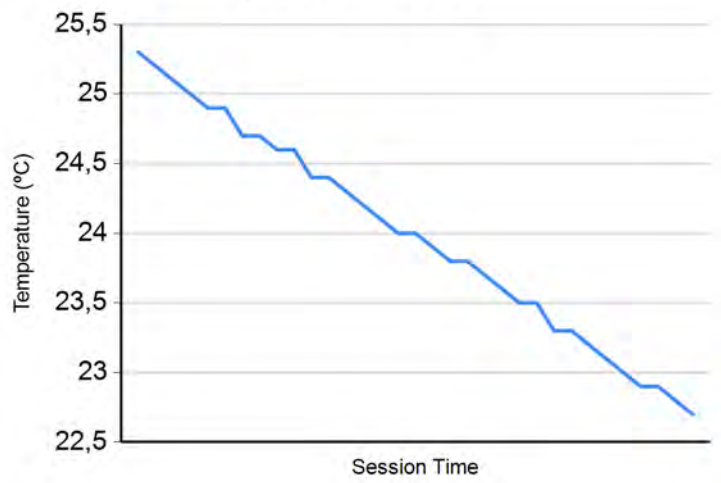
Circuito de Barcelona
Formula Regional European Championship
Race - 2
Weather Report



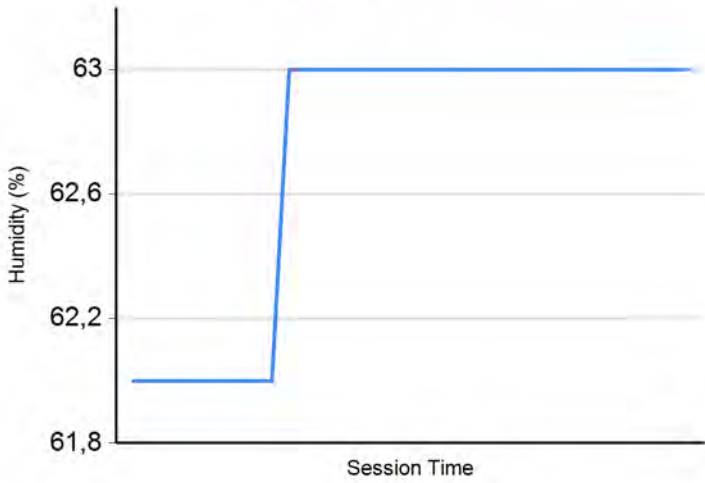
Air Temperature



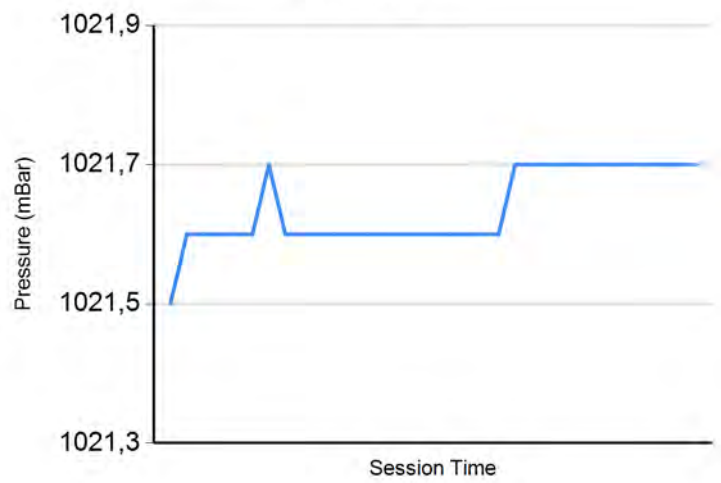
Track Temperature



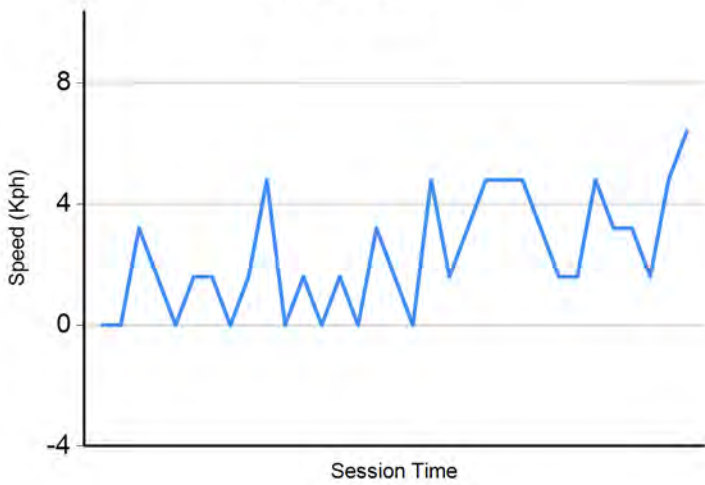
Humidity



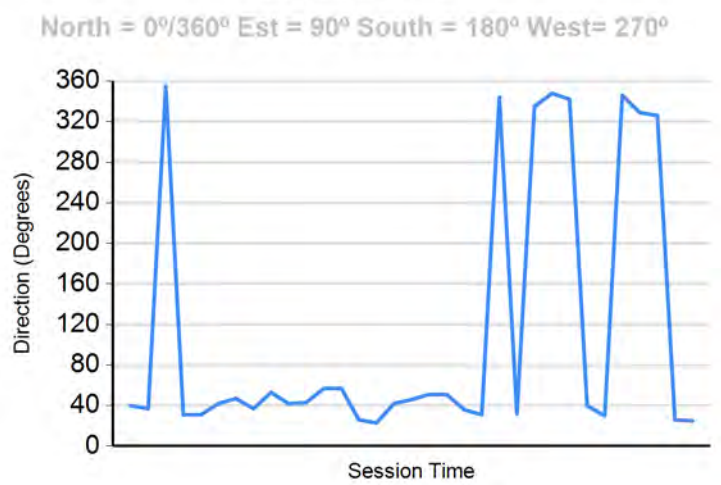
Pressure



Wind Speed



Wind direction





Circuito de Barcelona
Formula Regional European Championship
Race - 2
Final Results



Cls	Nº	Driver	Nat	Competitor	Nat	Rookie	Cls	Laps	Total Time	Gap	Interval	Km/h	Best	Time	Km/h
1	6	Oliver Rasmussen	DNK	Prema Powerteam	ITA	R	1	19	32:36.010			162.7	10	1:42.238	163.9
2	62	Dennis Hauger	NOR	Van Amersfoort Racing	NLD			19	32:36.467	0.457	0.457	162.7	10	1:42.362	163.7
3	3	Pierre-Louis Chovet	FRA	Van Amersfoort Racing	NLD	R	2	19	32:39.205	3.195	2.738	162.5	5	1:42.371	163.6
4	5	Patrick Pasma	FIN	Kic Motorsport	FIN			19	32:42.472	6.462	3.267	162.2	7	1:42.434	163.5
5	14	Arthur Leclerc	MC	Prema Powerteam	ITA	R	3	19	32:44.092	8.082	1.620	162.1	6	1:42.390	163.6
6	10	Gianluca Petecof	BRA	Prema Powerteam	ITA	R	4	19	32:56.877	20.867	12.785	161.0	11	1:43.189	162.4
7	33	Henrion Gillian	FRA	Gillian Track Events GTE	FRA	R	5	19	33:01.139	25.129	4.262	160.7	12	1:43.385	162.0
8	15	Matteo Nannini	ITA	Monolite Racing	ITA			19	33:01.713	25.703	0.574	160.6	12	1:43.316	162.2
9	55	Jamie Laura Chadwick	GBR	Prema Powerteam	ITA			19	33:03.735	27.725	2.022	160.5	4	1:43.670	161.6
10	40	Konsta Lappalainen	FIN	Kic Motorsport	FIN			19	33:16.683	40.673	12.948	159.4	5	1:43.687	161.6
11	41	Emidio Pesce	ITA	DR Formula RP Motorsport	PRT	R	6	19	33:18.869	42.859	2.186	159.2	5	1:43.698	161.6

Fastest lap Oliver Rasmussen in 1:42.238 at 163.9 Km/h in lap 10

Published at:.....

Track Temp: **22.7 °C** Air Temp: **20.4 °C** Humidity: **63 %** Track Status: **DRY**

Stewards:

Race Director:

Timekeeper:



Circuito de Barcelona
Formula Regional European Championship
Race - 3
Starting Grid



10	55	Jamie Laura Chadwick	1:42.623
8	40	Konsta Lappalainen	1:41.674
6	5	Patrick Pasma	1:41.189
4	6	Oliver Rasmussen	1:41.056
2	3	Pierre-Louis Chovet	1:40.944

.6.	11	41	Emidio Pesce	1:42.668
.5.	9	33	Henrion Gillian	1:42.012
.4.	7	15	Matteo Nannini	1:41.403
.3.	5	14	Arthur Leclerc	1:41.175
.2.	3	10	Gianluca Petecof	1:41.048
.1.	1	62	Dennis Hauger	1:40.890



Pole

Published at:.....

Stewards:

Timekeeper:



Circuito de Barcelona
Formula Regional European Championship
Race - 3
Provisional Results



Cls	Nº	Driver	Nat	Competitor	Nat	Rookie	Cls	Laps	Total Time	Gap	Interval	Km/h	Best	Time	Km/h
1	3	Pierre-Louis Chovet	FRA	Van Amersfoort Racing	NLD	R	1	19	32:23.644			163.8	7	1:41.655	164.8
2	62	Dennis Hauger	NOR	Van Amersfoort Racing	NLD			19	32:28.113	4.469	4.469	163.4	6	1:41.909	164.4
3	10	Gianluca Petecof	BRA	Prema Powerteam	ITA	R	2	19	32:33.246	9.602	5.133	163.0	10	1:41.892	164.4
4	14	Arthur Leclerc	MC	Prema Powerteam	ITA	R	3	19	32:37.082	13.438	3.836	162.6	7	1:42.156	164.0
5	6	Oliver Rasmussen	DNK	Prema Powerteam	ITA	R	4	19	32:38.161	14.517	1.079	162.6	11	1:42.199	163.9
6	15	Matteo Nannini	ITA	Monolite Racing	ITA			19	32:39.302	15.658	1.141	162.5	8	1:42.221	163.9
7	40	Konsta Lappalainen	FIN	Kic Motorsport	FIN			19	32:41.731	18.087	2.429	162.3	8	1:42.421	163.6
8	5	Patrick Pasma	FIN	Kic Motorsport	FIN			19	32:44.070	20.426	2.339	162.1	9	1:42.432	163.6
9	33	Henrion Gillian	FRA	Gillian Track Events GTE	FRA	R	5	19	32:56.188	32.544	12.118	161.1	9	1:43.137	162.4
10	55	Jamie Laura Chadwick	GBR	Prema Powerteam	ITA			19	32:57.227	33.583	1.039	161.0	8	1:43.165	162.4
11	41	Emidio Pesce	ITA	DR Formula RP Motorsport	PRT	R	6	19	32:59.652	36.008	2.425	160.8	7	1:42.826	162.9

Fastest lap Pierre-Louis Chovet in 1:41.655 at 164.9 Km/h in lap 7

Published at:.....

Track Temp: **24.4 °C** Air Temp: **16.0 °C** Humidity: **70 %** Track Status: **DRY**

Stewards:

Race Director:

Timekeeper:



Circuito de Barcelona
Formula Regional European Championship
Race - 3
Provisional Results by Class



Clas	Nº	Driver	Nat	Competitor	Nat	Rookie	Cls	Laps	Total Time	Gap	Interval	Km/h	Best	Time	Km/h
1	62	Dennis Hauger	NOR	Van Amersfoort Racing				19	32:28.113			163.4	6	1:41.909	164.4
2	15	Matteo Nannini	ITA	Monolite Racing				19	32:39.302	15.658	11.189	162.5	8	1:42.221	163.9
3	40	Konsta Lappalainen	FIN	Kic Motorsport				19	32:41.731	18.087	2.429	162.3	8	1:42.421	163.6
4	5	Patrick Pasma	FIN	Kic Motorsport				19	32:44.070	20.426	2.339	162.1	9	1:42.432	163.6
5	55	Jamie Laura	GBR	Prema Powerteam				19	32:57.227	33.583	13.157	161.0	8	1:43.165	162.4
Rookie															
1	3	Pierre-Louis Chovet	FRA	Van Amersfoort Racing		R	1	19	32:23.644			163.8	7	1:41.655	164.8
2	10	Gianluca Petecof	BRA	Prema Powerteam		R	2	19	32:33.246	9.602	9.602	163.0	10	1:41.892	164.4
3	14	Arthur Leclerc	MC	Prema Powerteam		R	3	19	32:37.082	13.438	3.836	162.6	7	1:42.156	164.0
4	6	Oliver Rasmussen	DNK	Prema Powerteam		R	4	19	32:38.161	14.517	1.079	162.6	11	1:42.199	163.9
5	33	Henrion Gillian	FRA	Gillian Track Events GTE		R	5	19	32:56.188	32.544	18.027	161.1	9	1:43.137	162.4
6	41	Emidio Pesce	ITA	DR Formula RP Motorsport		R	6	19	32:59.652	36.008	3.464	160.8	7	1:42.826	162.9

Fastest lap Pierre-Louis Chovet in 1:41.655 at 164.9 Km/h in lap 7

Published at:.....

Track Temp: **24.4 °C** Air Temp: **16.0 °C** Humidity: **70 %** Track Status: **DRY**

Stewards:

Race Director:

Timekeeper:



Circuito de Barcelona
Formula Regional European Championship
Race - 3



Provisional Classification by Driver Fastest Lap

Cls	Nº	Driver	Nat	Competitor	Nat	Rookie	Cls	Laps	Best	Time	Gap	Interval	Km/h
1	3	Pierre-Louis Chovet	FRA	Van Amersfoort Racing	NLD	R	1	19	7	1:41.655			164.8
2	10	Gianluca Petecof	BRA	Prema Powerteam	ITA	R	2	19	10	1:41.892	0.237	0.237	164.4
3	62	Dennis Hauger	NOR	Van Amersfoort Racing	NLD			19	6	1:41.909	0.254	0.017	164.4
4	14	Arthur Leclerc	MCO	Prema Powerteam	ITA	R	3	19	7	1:42.156	0.501	0.247	164.0
5	6	Oliver Rasmussen	DNK	Prema Powerteam	ITA	R	4	19	11	1:42.199	0.544	0.043	163.9
6	15	Matteo Nannini	ITA	Monolite Racing	ITA			19	8	1:42.221	0.566	0.022	163.9
7	40	Konsta Lappalainen	FIN	Kic Motorsport	FIN			19	8	1:42.421	0.766	0.200	163.6
8	5	Patrick Pasma	FIN	Kic Motorsport	FIN			19	9	1:42.432	0.777	0.011	163.6
9	41	Emidio Pesce	ITA	DR Formula RP Motorsport	PRT	R	5	19	7	1:42.826	1.171	0.394	162.9
10	33	Henrion Gillian	FRA	Gillian Track Events GTE	FRA	R	6	19	9	1:43.137	1.482	0.311	162.4
11	55	Jamie Laura Chadwick	GBR	Prema Powerteam	ITA			19	8	1:43.165	1.510	0.028	162.4



Circuito de Barcelona
Formula Regional European Championship
Race - 3
Distance and Speed Average



Cls	Nº	Driver	Nat	Competitor	Nat	Rookie	Cls	Laps	Distance	Total Time	Km/h
1	3	Pierre-Louis Chovet	FRA	Van Amersfoort Racing	NLD	R	1	19	88.44	32:23.644	163.8
2	62	Dennis Hauger	NOR	Van Amersfoort Racing	NLD			19	88.44	32:28.113	163.4
3	10	Gianluca Petecof	BRA	Prema Powerteam	ITA	R	2	19	88.44	32:33.246	163.0
4	14	Arthur Leclerc	MCO	Prema Powerteam	ITA	R	3	19	88.44	32:37.082	162.6
5	6	Oliver Rasmussen	DNK	Prema Powerteam	ITA	R	4	19	88.44	32:38.161	162.6
6	15	Matteo Nannini	ITA	Monolite Racing	ITA			19	88.44	32:39.302	162.5
7	40	Konsta Lappalainen	FIN	Kic Motorsport	FIN			19	88.44	32:41.731	162.3
8	5	Patrick Pasma	FIN	Kic Motorsport	FIN			19	88.44	32:44.070	162.1
9	33	Henrion Gillian	FRA	Gillian Track Events GTE	FRA	R	5	19	88.44	32:56.188	161.1
10	55	Jamie Laura Chadwick	GBR	Prema Powerteam	ITA			19	88.44	32:57.227	161.0
11	41	Emidio Pesce	ITA	DR Formula RP Motorsport	PRT	R	6	19	88.44	32:59.652	160.8

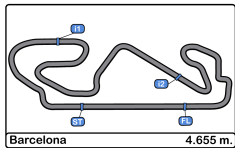


Circuito de Barcelona
Formula Regional European Championship
Race - 3
Lap Analysis



3 Pierre-Louis Chovet R Van Amersfoort Racing							6 Oliver Rasmussen R Prema Powerteam								
Lap	D	Time	Sector 1	Sector 2	Sector 3	T. Spd	Elapsed	Lap	D	Time	Sector 1	Sector 2	Sector 3	T. Spd	Elapsed
1		1:46.361	33.831	38.921	33.609	209.7	1:46.361	1		1:49.409	35.202	40.334	33.873	215.1	1:49.409
2		1:41.996	29.901	38.656	33.439	236.8	3:28.357	2		1:43.133	29.937	39.489	33.707	242.1	3:32.542
3		1:42.012	30.018	38.541	33.453	236.8	5:10.369	3		1:42.841	29.891	39.231	33.719	243.7	5:15.383
4		1:41.990	29.941	38.553	33.496	238.4	6:52.359	4		1:42.562	29.848	38.993	33.721	247.1	6:57.945
5		1:41.865	29.920	38.481	33.464	238.4	8:34.224	5		1:42.564	29.915	38.958	33.691	246.5	8:40.509
6		1:41.933	30.015	38.518	33.400	237.8	10:16.157	6		1:42.309	30.030	38.699	33.580	247.7	10:22.818
7		1:41.655	29.855	38.395	33.405	237.8	11:57.812	7		1:42.817	30.001	39.117	33.699	247.1	12:05.635
8		1:41.904	29.894	38.538	33.472	239.4	13:39.716	8		1:42.243	29.827	38.641	33.775	244.8	13:47.878
9		1:41.810	29.874	38.478	33.458	237.3	15:21.526	9		1:42.229	29.802	38.608	33.819	244.3	15:30.107
10		1:41.900	29.870	38.436	33.594	237.3	17:03.426	10		1:43.306	30.664	39.037	33.605	247.7	17:13.413
11		1:42.202	29.954	38.643	33.605	238.9	18:45.628	11		1:42.199	29.888	38.679	33.632	244.3	18:55.612
12		1:42.134	29.895	38.677	33.562	237.3	20:27.762	12		1:42.665	30.094	38.798	33.773	245.4	20:38.277
13		1:42.075	29.903	38.648	33.524	236.8	22:09.837	13		1:42.331	29.973	38.651	33.707	241.6	22:20.608
14		1:42.186	29.912	38.689	33.585	235.8	23:52.023	14		1:42.388	29.907	38.661	33.820	241.6	24:02.996
15		1:42.304	29.945	38.668	33.691	236.3	25:34.327	15		1:42.379	29.844	38.791	33.744	240.0	25:45.375
16		1:42.162	29.898	38.695	33.569	237.3	27:16.489	16		1:42.695	30.032	38.801	33.862	242.6	27:28.070
17		1:42.336	29.882	38.689	33.765	237.3	28:58.825	17		1:42.373	29.836	38.713	33.824	241.6	29:10.443
18		1:42.262	29.897	38.722	33.643	237.3	30:41.087	18		1:44.857	31.717	39.129	34.011	246.0	30:55.300
19		1:42.557	29.970	38.775	33.812	237.3	32:23.644	19		1:42.861	30.093	38.952	33.816	240.0	32:38.161

5 Patrick Pasma Kic Motorsport							10 Gianluca Petecof R Prema Powerteam								
Lap	D	Time	Sector 1	Sector 2	Sector 3	T. Spd	Elapsed	Lap	D	Time	Sector 1	Sector 2	Sector 3	T. Spd	Elapsed
1		1:50.108	35.448	40.439	34.221	219.5	1:50.108	1		1:47.801	34.697	39.383	33.721	208.8	1:47.801
2		1:43.099	30.107	39.290	33.702	242.6	3:33.207	2		1:42.763	30.224	38.846	33.693	238.9	3:30.564
3		1:42.663	29.985	38.992	33.686	245.4	5:15.870	3		1:42.590	30.088	38.871	33.631	240.0	5:13.154
4		1:42.649	29.924	38.976	33.749	246.0	6:58.519	4		1:42.205	29.994	38.788	33.423	237.8	6:55.359
5		1:42.597	29.769	39.087	33.741	245.4	8:41.116	5		1:42.338	29.936	38.741	33.661	238.9	8:37.697
6		1:42.690	29.870	39.153	33.667	246.0	10:23.806	6		1:42.181	29.911	38.756	33.514	237.8	10:19.878
7		1:42.597	29.874	39.061	33.662	244.3	12:06.403	7		1:41.981	29.912	38.580	33.489	238.4	12:01.859
8		1:42.555	29.778	39.054	33.723	244.8	13:48.958	8		1:42.173	29.956	38.664	33.553	238.4	13:44.032
9		1:42.432	29.918	38.903	33.611	243.7	15:31.390	9		1:42.009	29.858	38.611	33.540	238.9	15:26.041
10		1:42.917	29.988	39.190	33.739	243.7	17:14.307	10		1:41.892	29.836	38.619	33.437	237.3	17:07.933
11		1:42.668	29.856	39.024	33.788	244.3	18:56.975	11		1:42.345	29.922	38.727	33.696	237.8	18:50.278
12		1:42.652	29.930	38.927	33.795	242.6	20:39.627	12		1:42.176	29.910	38.713	33.553	238.9	20:32.454
13		1:43.096	30.030	39.128	33.938	243.2	22:22.723	13		1:42.472	29.975	38.927	33.570	237.3	22:14.926
14		1:42.986	30.008	39.113	33.865	241.6	24:05.709	14		1:42.433	29.939	38.828	33.666	237.3	23:57.359
15		1:43.413	30.237	39.046	34.130	241.0	25:49.122	15		1:43.058	30.094	39.019	33.945	237.8	25:40.417
16		1:43.010	30.074	39.124	33.812	242.6	27:32.132	16		1:42.984	30.120	39.064	33.800	236.8	27:23.401
17		1:44.555	30.255	39.366	34.934	242.1	29:16.687	17		1:42.889	30.139	38.974	33.776	237.3	29:06.290
18		1:43.861	30.197	39.432	34.232	247.1	31:00.548	18		1:43.153	30.119	39.108	33.926	238.4	30:49.443
19		1:43.522	30.296	39.230	33.996	242.1	32:44.070	19		1:43.803	30.401	39.293	34.109	236.3	32:33.246



Circuito de Barcelona
Formula Regional European Championship
Race - 3
Lap Analysis



14

Arthur Leclerc

F3 Tatuus 318 A.R.

33

Henrion Gillian

F3 Tatuus 318 A.R.

R

Prema Powerteam

R

Gillian Track Events GTE

Lap	D	Time	Sector 1	Sector 2	Sector 3	T. Spd	Elapsed	Lap	D	Time	Sector 1	Sector 2	Sector 3	T. Spd	Elapsed
1		1:48.488	35.000	39.563	33.925	214.7	1:48.488	1		1:51.040	35.791	40.736	34.513	224.5	1:51.040
2		1:43.193	30.209	39.154	33.830	242.6	3:31.681	2		1:43.564	30.326	39.241	33.997	242.6	3:34.604
3		1:42.861	30.034	38.997	33.830	241.6	5:14.542	3		1:43.208	30.092	39.133	33.983	242.6	5:17.812
4		1:42.493	29.825	38.960	33.708	240.0	6:57.035	4		1:43.311	30.096	39.125	34.090	240.5	7:01.123
5		1:42.365	29.861	38.808	33.696	239.4	8:39.400	5		1:43.189	30.049	39.047	34.093	240.5	8:44.312
6		1:42.255	29.756	38.790	33.709	240.0	10:21.655	6		1:43.405	30.081	39.244	34.080	240.0	10:27.717
7		1:42.156	29.733	38.685	33.738	240.0	12:03.811	7		1:43.143	29.987	39.075	34.081	240.5	12:10.860
8		1:42.172	29.774	38.748	33.650	240.5	13:45.983	8		1:43.616	30.124	39.386	34.106	240.5	13:54.476
9		1:42.321	29.848	38.740	33.733	240.0	15:28.304	9		1:43.137	30.003	39.112	34.022	240.0	15:37.613
10		1:42.201	29.837	38.658	33.706	240.0	17:10.505	10		1:43.953	30.381	39.460	34.112	240.0	17:21.566
11		1:42.539	29.845	38.846	33.848	237.3	18:53.044	11		1:43.576	30.170	39.312	34.094	240.0	19:05.142
12		1:42.350	29.753	38.814	33.783	238.4	20:35.394	12		1:43.781	30.194	39.366	34.221	238.9	20:48.923
13		1:42.320	29.819	38.755	33.746	236.3	22:17.714	13		1:43.596	30.250	39.180	34.166	237.8	22:32.519
14		1:43.548	29.863	38.812	34.873	237.3	24:01.262	14		1:43.756	30.202	39.246	34.308	238.4	24:16.275
15		1:43.422	30.481	39.004	33.937	235.8	25:44.684	15		1:43.714	30.284	39.194	34.236	237.8	25:59.989
16		1:42.638	29.979	38.841	33.818	238.9	27:27.322	16		1:43.748	30.271	39.224	34.253	239.4	27:43.737
17		1:42.787	29.910	38.942	33.935	238.9	29:10.109	17		1:44.057	30.303	39.415	34.339	238.9	29:27.794
18		1:43.719	30.573	39.194	33.952	235.8	30:53.828	18		1:44.180	30.347	39.488	34.345	239.4	31:11.974
19		1:43.254	30.056	38.992	34.206	238.4	32:37.082	19		1:44.214	30.388	39.433	34.393	238.4	32:56.188

15

Matteo Nannini

F3 Tatuus 318 A.R.

40

Konsta Lappalainen

F3 Tatuus 318 A.R.

Monolite Racing

Kic Motorsport

Lap	D	Time	Sector 1	Sector 2	Sector 3	T. Spd	Elapsed	Lap	D	Time	Sector 1	Sector 2	Sector 3	T. Spd	Elapsed
1		1:48.841	35.218	39.805	33.818	214.7	1:48.841	1		1:50.496	35.518	40.657	34.321	224.5	1:50.496
2		1:43.169	30.267	39.242	33.660	244.3	3:32.010	2		1:43.241	30.078	39.245	33.918	247.7	3:33.737
3		1:43.015	30.187	39.053	33.775	246.5	5:15.025	3		1:42.568	29.836	39.003	33.729	247.1	5:16.305
4		1:42.570	29.920	38.955	33.695	244.8	6:57.595	4		1:42.661	29.749	39.087	33.825	248.8	6:58.966
5		1:42.566	29.911	38.956	33.699	244.3	8:40.161	5		1:42.579	29.843	38.907	33.829	247.7	8:41.545
6		1:42.267	29.907	38.716	33.644	243.7	10:22.428	6		1:42.800	29.875	39.243	33.682	248.8	10:24.345
7		1:42.702	29.897	39.231	33.574	243.2	12:05.130	7		1:42.630	29.872	38.950	33.808	247.7	12:06.975
8		1:42.221	29.883	38.728	33.610	243.2	13:47.351	8		1:42.421	29.795	38.918	33.708	247.7	13:49.396
9		1:42.385	29.861	38.836	33.688	242.6	15:29.736	9		1:42.846	29.956	39.049	33.841	248.2	15:32.242
10		1:43.151	30.755	38.858	33.538	242.1	17:12.887	10		1:42.730	29.934	38.955	33.841	245.4	17:14.972
11		1:42.325	29.875	38.852	33.598	241.6	18:55.212	11		1:42.835	29.809	39.059	33.967	245.4	18:57.807
12		1:42.373	29.912	38.815	33.646	241.6	20:37.585	12		1:42.796	29.873	39.029	33.894	246.0	20:40.603
13		1:42.396	29.937	38.881	33.578	239.4	22:19.981	13		1:42.594	29.799	38.969	33.826	244.3	22:23.197
14		1:43.396	29.869	38.883	34.644	240.5	24:03.377	14		1:43.022	30.070	39.152	33.800	247.1	24:06.219
15		1:43.013	30.184	39.059	33.770	243.7	25:46.390	15		1:43.337	30.135	39.274	33.928	247.1	25:49.556
16		1:42.697	29.887	39.035	33.775	243.2	27:29.087	16		1:43.065	30.116	39.160	33.789	248.2	27:32.621
17		1:43.051	30.088	39.070	33.893	242.6	29:12.138	17		1:43.640	30.047	39.318	34.275	248.2	29:16.261
18		1:43.685	30.276	39.451	33.958	240.0	30:55.823	18		1:42.736	29.726	39.076	33.934	243.7	30:58.997
19		1:43.479	30.182	39.285	34.012	243.7	32:39.302	19		1:42.734	29.854	38.888	33.992	242.6	32:41.731



Circuito de Barcelona
Formula Regional European Championship
Race - 3
Lap Analysis



41

Emidio Pesce

F3 Tatuus 318 A.R.

R

DR Formula RP Motorsport

62

Dennis Hauger

F3 Tatuus 318 A.R.

Van Amersfoort Racing

Lap	D	Time	Sector 1	Sector 2	Sector 3	T. Spd	Elapsed	Lap	D	Time	Sector 1	Sector 2	Sector 3	T. Spd	Elapsed
1		1:52.063	36.166	41.049	34.848	220.4	1:52.063	1		1:46.999	34.392	38.985	33.622	209.3	1:46.999
2		1:43.904	30.145	39.685	34.074	244.8	3:35.967	2		1:42.251	30.056	38.661	33.534	240.5	3:29.250
3		1:43.615	30.161	39.285	34.169	246.0	5:19.582	3		1:42.212	30.079	38.604	33.529	241.6	5:11.462
4		1:43.852	29.880	39.632	34.340	244.3	7:03.434	4		1:42.003	29.898	38.619	33.486	241.6	6:53.465
5		1:43.344	30.004	39.256	34.084	243.2	8:46.778	5		1:41.994	29.837	38.644	33.513	241.0	8:35.459
6		1:43.663	30.050	39.387	34.226	243.2	10:30.441	6		1:41.909	29.871	38.519	33.519	241.6	10:17.368
7		1:42.826	29.924	38.995	33.907	243.7	12:13.267	7		1:41.934	29.755	38.575	33.604	241.6	11:59.302
8		1:42.837	29.790	38.981	34.066	243.7	13:56.104	8		1:42.125	29.859	38.656	33.610	241.6	13:41.427
9		1:43.889	29.905	39.156	34.828	243.2	15:39.993	9		1:41.929	29.821	38.553	33.555	241.0	15:23.356
10		1:44.045	30.545	39.212	34.288	242.6	17:24.038	10		1:42.093	29.824	38.667	33.602	239.4	17:05.449
11		1:43.625	29.971	39.461	34.193	242.6	19:07.663	11		1:42.078	29.733	38.750	33.595	240.0	18:47.527
12		1:43.494	30.067	39.155	34.272	242.6	20:51.157	12		1:42.337	29.882	38.807	33.648	241.6	20:29.864
13		1:43.947	30.117	39.544	34.286	241.6	22:35.104	13		1:42.158	29.857	38.738	33.563	238.9	22:12.022
14		1:43.799	30.206	39.397	34.196	241.6	24:18.903	14		1:42.476	29.860	38.909	33.707	240.0	23:54.498
15		1:43.735	30.016	39.370	34.349	241.6	26:02.638	15		1:42.428	30.024	38.800	33.604	240.5	25:36.926
16		1:43.397	30.068	39.218	34.111	242.1	27:46.035	16		1:42.741	29.971	38.921	33.849	240.0	27:19.667
17		1:43.639	30.024	39.282	34.333	243.2	29:29.674	17		1:42.565	29.947	38.885	33.733	240.5	29:02.232
18		1:44.231	30.137	39.465	34.629	243.7	31:13.905	18		1:42.661	29.888	38.951	33.822	238.9	30:44.893
19		1:45.747	30.411	40.036	35.300	242.6	32:59.652	19		1:43.220	30.140	39.110	33.970	239.4	32:28.113

55

Jamie Laura Chadwick

F3 Tatuus 318 A.R.

Prema Powerteam

Lap	D	Time	Sector 1	Sector 2	Sector 3	T. Spd	Elapsed
1		1:51.559	36.071	40.765	34.723	220.4	1:51.559
2		1:43.747	30.450	39.372	33.925	240.5	3:35.306
3		1:43.191	29.991	39.217	33.983	242.6	5:18.497
4		1:43.178	29.862	39.308	34.008	242.6	7:01.675
5		1:43.542	30.144	39.278	34.120	243.2	8:45.217
6		1:43.309	30.056	39.247	34.006	241.0	10:28.526
7		1:43.269	29.939	39.319	34.011	242.1	12:11.795
8		1:43.165	29.895	39.148	34.122	241.6	13:54.960
9		1:43.573	30.273	39.201	34.099	242.6	15:38.533
10		1:43.562	29.926	39.517	34.119	242.1	17:22.095
11		1:43.757	30.144	39.491	34.122	243.2	19:05.852
12		1:43.663	29.901	39.434	34.328	243.2	20:49.515
13		1:43.907	30.310	39.379	34.218	240.5	22:33.422
14		1:43.720	30.215	39.370	34.135	240.0	24:17.142
15		1:43.842	30.133	39.421	34.288	240.5	26:00.984
16		1:43.623	30.011	39.366	34.246	240.5	27:44.607
17		1:43.902	30.234	39.453	34.215	241.0	29:28.509
18		1:44.154	30.301	39.631	34.222	242.6	31:12.663
19		1:44.564	30.444	39.641	34.479	241.0	32:57.227



Circuit de Barcelona
Formula Regional European Championship
Race - 3
Analysis by Lap



Num	Lap Time	Gap	Num	Lap Time	Gap	Num	Lap Time	Gap	Num	Lap Time	Gap	Num	Lap Time	Gap
Lap 1			Lap 4			Lap 7			Lap 10			Lap 13		
3	1:46.361		3	1:41.990		3	1:41.655		3	1:41.900		3	1:42.075	
62	1:46.999	00.638	62	1:42.003	01.106	62	1:41.934	01.490	62	1:42.093	02.023	62	1:42.158	02.185
10	1:47.801	01.440	10	1:42.205	03.000	10	1:41.981	04.047	10	1:41.892	04.507	10	1:42.472	05.089
14	1:48.488	02.127	14	1:42.493	04.676	14	1:42.156	05.999	14	1:42.201	07.079	14	1:42.320	07.877
15	1:48.841	02.480	15	1:42.570	05.236	15	1:42.702	07.318	15	1:43.151	09.461	15	1:42.396	10.144
6	1:49.409	03.048	6	1:42.562	05.586	6	1:42.817	07.823	6	1:43.306	09.987	6	1:42.331	10.771
5	1:50.108	03.747	5	1:42.649	06.160	5	1:42.597	08.591	5	1:42.917	10.881	5	1:43.096	12.886
40	1:50.496	04.135	40	1:42.661	06.607	40	1:42.630	09.163	40	1:42.730	11.546	40	1:42.594	13.360
33	1:51.040	04.679	33	1:43.311	08.764	33	1:43.143	13.048	33	1:43.953	18.140	33	1:43.596	22.682
55	1:51.559	05.198	55	1:43.178	09.316	55	1:43.269	13.983	55	1:43.562	18.669	55	1:43.907	23.585
41	1:52.063	05.702	41	1:43.852	11.075	41	1:42.826	15.455	41	1:44.045	20.612	41	1:43.947	25.267
Num	Lap Time	Gap	Num	Lap Time	Gap	Num	Lap Time	Gap	Num	Lap Time	Gap	Num	Lap Time	Gap
Lap 2			Lap 5			Lap 8			Lap 11			Lap 14		
3	1:41.996		3	1:41.865		3	1:41.904		3	1:42.202		3	1:42.186	
62	1:42.251	00.893	62	1:41.994	01.235	62	1:42.125	01.711	62	1:42.078	01.899	62	1:42.476	02.475
10	1:42.763	02.207	10	1:42.338	03.473	10	1:42.173	04.316	10	1:42.345	04.650	10	1:42.433	05.336
14	1:43.193	03.324	14	1:42.365	05.176	14	1:42.172	06.267	14	1:42.539	07.416	14	1:43.548	09.239
15	1:43.169	03.653	15	1:42.566	05.937	15	1:42.221	07.635	15	1:42.325	09.584	6	1:42.388	10.973
6	1:43.133	04.185	6	1:42.564	06.285	6	1:42.243	08.162	6	1:42.199	09.984	15	1:43.396	11.354
5	1:43.099	04.850	5	1:42.597	06.892	5	1:42.555	09.242	5	1:42.668	11.347	5	1:42.986	13.686
40	1:43.241	05.380	40	1:42.579	07.321	40	1:42.421	09.680	40	1:42.835	12.179	40	1:43.022	14.196
33	1:43.564	06.247	33	1:43.189	10.088	33	1:43.616	14.760	33	1:43.576	19.514	33	1:43.756	24.252
55	1:43.747	06.949	55	1:43.542	10.993	55	1:43.165	15.244	55	1:43.757	20.224	55	1:43.720	25.119
41	1:43.904	07.610	41	1:43.344	12.554	41	1:42.837	16.388	41	1:43.625	22.035	41	1:43.799	26.880
Num	Lap Time	Gap	Num	Lap Time	Gap	Num	Lap Time	Gap	Num	Lap Time	Gap	Num	Lap Time	Gap
Lap 3			Lap 6			Lap 9			Lap 12			Lap 15		
3	1:42.012		3	1:41.933		3	1:41.810		3	1:42.134		3	1:42.304	
62	1:42.212	01.093	62	1:41.909	01.211	62	1:41.929	01.830	62	1:42.337	02.102	62	1:42.428	02.599
10	1:42.590	02.785	10	1:42.181	03.721	10	1:42.009	04.515	10	1:42.176	04.692	10	1:43.058	06.090
14	1:42.861	04.173	14	1:42.255	05.498	14	1:42.321	06.778	14	1:42.350	07.632	14	1:43.422	10.357
15	1:43.015	04.656	15	1:42.267	06.271	15	1:42.385	08.210	15	1:42.373	09.823	6	1:42.379	11.048
6	1:42.841	05.014	6	1:42.309	06.661	6	1:42.229	08.581	6	1:42.665	10.515	15	1:43.013	12.063
5	1:42.663	05.501	5	1:42.690	07.649	5	1:42.432	09.864	5	1:42.652	11.865	5	1:43.413	14.795
40	1:42.568	05.936	40	1:42.800	08.188	40	1:42.846	10.716	40	1:42.796	12.841	40	1:43.337	15.229
33	1:43.208	07.443	33	1:43.405	11.560	33	1:43.137	16.087	33	1:43.781	21.161	33	1:43.714	25.662
55	1:43.191	08.128	55	1:43.309	12.369	55	1:43.573	17.007	55	1:43.663	21.753	55	1:43.842	26.657
41	1:43.615	09.213	41	1:43.663	14.284	41	1:43.889	18.467	41	1:43.494	23.395	41	1:43.735	28.311



Circuito de Barcelona
Formula Regional European Championship
Race - 3
Analysis by Lap



Num	Lap Time	Gap
-----	----------	-----

Lap 16

3	1:42.162	
62	1:42.741	03.178
10	1:42.984	06.912
14	1:42.638	10.833
6	1:42.695	11.581
15	1:42.697	12.598
5	1:43.010	15.643
40	1:43.065	16.132
33	1:43.748	27.248
55	1:43.623	28.118
41	1:43.397	29.546

Num	Lap Time	Gap
-----	----------	-----

Lap 17

3	1:42.336	
62	1:42.565	03.407
10	1:42.889	07.465
14	1:42.787	11.284
6	1:42.373	11.618
15	1:43.051	13.313
40	1:43.640	17.436
5	1:44.555	17.862
33	1:44.057	28.969
55	1:43.902	29.684
41	1:43.639	30.849

Num	Lap Time	Gap
-----	----------	-----

Lap 18

3	1:42.262	
62	1:42.661	03.806
10	1:43.153	08.356
14	1:43.719	12.741
6	1:44.857	14.213
15	1:43.685	14.736
40	1:42.736	17.910
5	1:43.861	19.461
33	1:44.180	30.887
55	1:44.154	31.576
41	1:44.231	32.818

Num	Lap Time	Gap
-----	----------	-----

Lap 19

3	1:42.557	
62	1:43.220	04.469
10	1:43.803	09.602
14	1:43.254	13.438
6	1:42.861	14.517
15	1:43.479	15.658
40	1:42.734	18.087
5	1:43.522	20.426
33	1:44.214	32.544
55	1:44.564	33.583
41	1:45.747	36.008



Circuit de Barcelona
Formula Regional European Championship
Race - 3
Best Sectors Results



Sector - 1			Sector - 2			Sector - 3			Ideal Lap vs Best Lap						
Clas	Nº	Driver	Time	Nº	Driver	Time	Nº	Driver	Time	Clas	Nº	Driver	Ideal Lap	Best Lap	Clas
1	40	Konsta Lappalainen	29.726	3	Pierre-Louis Chovet	38.395	3	Pierre-Louis Chovet	33.400	1	3	Pierre-Louis Chovet	1:41.650	1:41.655	1
2	62	Dennis Hauger	29.733	62	Dennis Hauger	38.519	10	Gianluca Petecof	33.423	2	62	Dennis Hauger	1:41.738	1:41.909	3
3	14	Arthur Leclerc	29.733	10	Gianluca Petecof	38.580	62	Dennis Hauger	33.486	3	10	Gianluca Petecof	1:41.839	1:41.892	2
4	5	Patrick Pasma	29.769	6	Oliver Rasmussen	38.608	15	Matteo Nannini	33.538	4	6	Oliver Rasmussen	1:41.990	1:42.199	5
5	41	Emidio Pesce	29.790	14	Arthur Leclerc	38.658	6	Oliver Rasmussen	33.580	5	14	Arthur Leclerc	1:42.041	1:42.156	4
6	6	Oliver Rasmussen	29.802	15	Matteo Nannini	38.716	5	Patrick Pasma	33.611	6	15	Matteo Nannini	1:42.115	1:42.221	6
7	10	Gianluca Petecof	29.836	40	Konsta Lappalainen	38.888	14	Arthur Leclerc	33.650	7	5	Patrick Pasma	1:42.283	1:42.432	8
8	3	Pierre-Louis Chovet	29.855	5	Patrick Pasma	38.903	40	Konsta Lappalainen	33.682	8	40	Konsta Lappalainen	1:42.296	1:42.421	7
9	15	Matteo Nannini	29.861	41	Emidio Pesce	38.981	41	Emidio Pesce	33.907	9	41	Emidio Pesce	1:42.678	1:42.826	9
10	55	Jamie Laura Chadwi	29.862	33	Henrion Gillian	39.047	55	Jamie Laura Chadwi	33.925	10	55	Jamie Laura Chadwi	1:42.935	1:43.165	11
11	33	Henrion Gillian	29.987	55	Jamie Laura Chadwi	39.148	33	Henrion Gillian	33.983	11	33	Henrion Gillian	1:43.017	1:43.137	10



Circuito de Barcelona
Formula Regional European Championship
Race - 3
Leader Sequence



Nº	Driver	Nat	Competitor	Nat	Rookie	Start Lap	End Lap	Laps	Total Laps
3	Pierre-Louis Chovet	FRA	Van Amersfoort Racing	NLD	R	1	19	19	19



Circuito de Barcelona
Formula Regional European Championship
Race - 3
Best 5 Lap Times



Cls	Nº	Driver	Nat	Competitor	Nat	Rookie	Cls	Best 1		Best 2		Best 3		Best 4		Best 5	
								Time	Lap	Time	Lap	Time	Lap	Time	Lap	Time	Lap
1	3	Pierre-Louis Chovet	FRA	Van Amersfoort Racing	NLD	R	1	1:41.655	7	1:41.810	9	1:41.865	5	1:41.900	10	1:41.904	8
2	10	Gianluca Petecof	BRA	Prema Powerteam	ITA	R	2	1:41.892	10	1:41.981	7	1:42.009	9	1:42.173	8	1:42.176	12
3	62	Dennis Hauger	NOR	Van Amersfoort Racing	NLD			1:41.909	6	1:41.929	9	1:41.934	7	1:41.994	5	1:42.003	4
4	14	Arthur Leclerc	MC	Prema Powerteam	ITA	R	3	1:42.156	7	1:42.172	8	1:42.201	10	1:42.255	6	1:42.320	13
5	6	Oliver Rasmussen	DNK	Prema Powerteam	ITA	R	4	1:42.199	11	1:42.229	9	1:42.243	8	1:42.309	6	1:42.331	13
6	15	Matteo Nannini	ITA	Monolite Racing	ITA			1:42.221	8	1:42.267	6	1:42.325	11	1:42.373	12	1:42.385	9
7	40	Konsta Lappalainen	FIN	Kic Motorsport	FIN			1:42.421	8	1:42.568	3	1:42.579	5	1:42.594	13	1:42.630	7
8	5	Patrick Pasma	FIN	Kic Motorsport	FIN			1:42.432	9	1:42.555	8	1:42.597	5	1:42.597	7	1:42.649	4
9	41	Emidio Pesce	ITA	DR Formula RP Motorsport	PRT	R	5	1:42.826	7	1:42.837	8	1:43.344	5	1:43.397	16	1:43.494	12
10	33	Henrion Gillian	FRA	Gillian Track Events GTE	FRA	R	6	1:43.137	9	1:43.143	7	1:43.189	5	1:43.208	3	1:43.311	4
11	55	Jamie Laura Chadwick	GBR	Prema Powerteam	ITA			1:43.165	8	1:43.178	4	1:43.191	3	1:43.269	7	1:43.309	6



Circuito de Barcelona
Formula Regional European Championship
Race - 3
Best 5 Top Speeds



Cls	Nº	Driver	Nat	Competitor	Nat	Rookie	Cls	Top 1		Top 2		Top 3		Top 4		Top 5		Avg
								Km/h	Lap	Km/h	Lap	Km/h	Lap	Km/h	Lap	Km/h	Lap	
1	40	Konsta Lappalainen	FIN	Kic Motorsport	FIN			248.8	4	248.8	6	248.2	9	248.2	16	248.2	17	248.5
2	6	Oliver Rasmussen	DNK	Prema Powerteam	ITA	R	1	247.7	6	247.7	10	247.1	4	247.1	7	246.5	5	247.2
3	5	Patrick Pasma	FIN	Kic Motorsport	FIN			247.1	18	246.0	4	246.0	6	245.4	3	245.4	5	246.0
4	15	Matteo Nannini	ITA	Monolite Racing	ITA			246.5	3	244.8	4	244.3	2	244.3	5	243.7	6	244.7
5	41	Emidio Pesce	ITA	DR Formula RP Motorsport	PRT	R	2	246.0	3	244.8	2	244.3	4	243.7	7	243.7	8	244.5
6	55	Jamie Laura Chadwick	GBR	Prema Powerteam	ITA			243.2	5	243.2	11	243.2	12	242.6	3	242.6	4	243.0
7	14	Arthur Leclerc	MC	Prema Powerteam	ITA	R	3	242.6	2	241.6	3	240.5	8	240.0	4	240.0	6	240.9
8	33	Henrion Gillian	FRA	Gillian Track Events GTE	FRA	R	4	242.6	2	242.6	3	240.5	4	240.5	5	240.5	7	241.3
9	62	Dennis Hauger	NOR	Van Amersfoort Racing	NLD			241.6	3	241.6	4	241.6	6	241.6	7	241.6	8	241.6
10	10	Gianluca Petecof	BRA	Prema Powerteam	ITA	R	5	240.0	3	238.9	2	238.9	5	238.9	9	238.9	12	239.1
11	3	Pierre-Louis Chovet	FRA	Van Amersfoort Racing	NLD	R	6	239.4	8	238.9	11	238.4	4	238.4	5	237.8	6	238.6



Circuito de Barcelona
Formula Regional European Championship
Race - 3
Fastest Laps Sequence



Lap	Time of Day	Session Time	Nº	Driver	Nat	Competitor	Nat	Rookie	Time	Km/h
2	10:41:19.068	3:28.068	3	Pierre-Louis Chovet	FRA	Van Amersfoort Racing	NLD	R	1:41.996	164.3
4	10:44:43.070	6:52.070	3	Pierre-Louis Chovet	FRA	Van Amersfoort Racing	NLD	R	1:41.990	164.3
5	10:46:24.934	8:33.934	3	Pierre-Louis Chovet	FRA	Van Amersfoort Racing	NLD	R	1:41.865	164.5
7	10:49:48.523	11:57.523	3	Pierre-Louis Chovet	FRA	Van Amersfoort Racing	NLD	R	1:41.655	164.8



Circuito de Barcelona
Formula Regional European Championship
Race - 3
Event Best Maximum Speed



Nº	Driver	Nat	Competitor	Nat	Rookie	Km/h	Session
3	Pierre-Louis Chovet	FRA	Van Amersfoort Racing	NLD	R	251.1	Race - 1
40	Konsta Lappalainen	FIN	Kic Motorsport	FIN		251.1	Race - 2
33	Henrion Gillian	FRA	Gillian Track Events GTE	FRA	R	249.4	Race - 2
10	Gianluca Petecof	BRA	Prema Powerteam	ITA	R	249.4	Race - 2
5	Patrick Pasma	FIN	Kic Motorsport	FIN		249.4	Race - 2
6	Oliver Rasmussen	DNK	Prema Powerteam	ITA	R	247.7	Race - 3
41	Emidio Pesce	ITA	DR Formula RP Motorsport	PRT	R	247.1	Qualifying - 2
55	Jamie Laura Chadwick	GBR	Prema Powerteam	ITA		246.5	Free Practice - 2
62	Dennis Hauger	NOR	Van Amersfoort Racing	NLD		246.5	Race - 2
15	Matteo Nannini	ITA	Monolite Racing	ITA		246.5	Race - 3
14	Arthur Leclerc	MCO	Prema Powerteam	ITA	R	244.8	Qualifying - 2

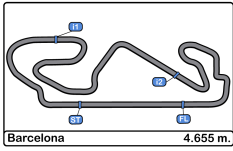


Circuit de Barcelona
Formula Regional European Championship
Race - 3
Lap Chart



LAP

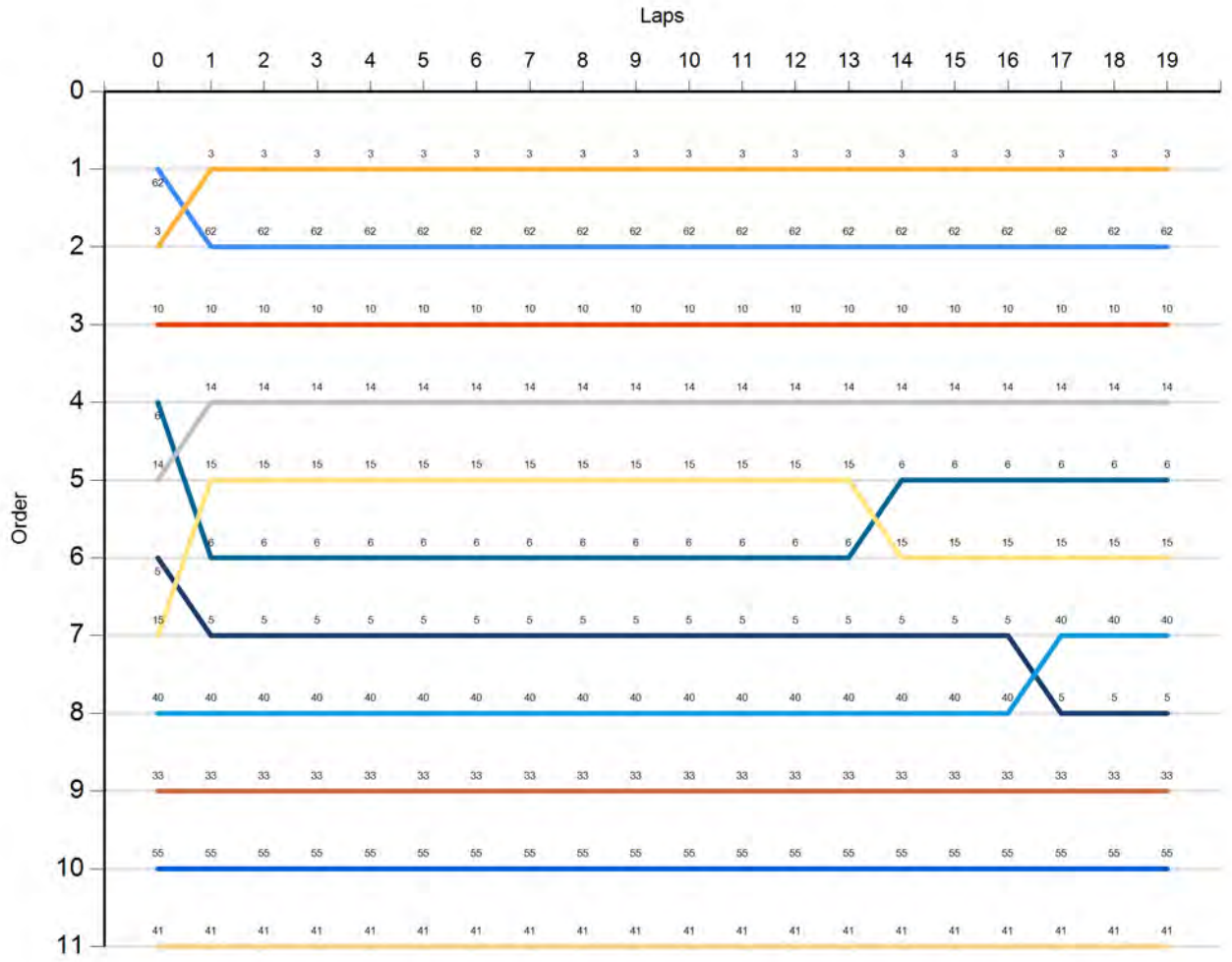
Nr	Pos	Grid	1	2	3	4	5	6	7	8	9	10	11	12	13	14	15	16	17	18	19	
62	1	62	3	3	3	3	3	3	3	3	3	3	3	3	3	3	3	3	3	3	3	
3	2	3	62	62	62	62	62	62	62	62	62	62	62	62	62	62	62	62	62	62	62	62
10	3	10	10	10	10	10	10	10	10	10	10	10	10	10	10	10	10	10	10	10	10	10
6	4	6	14	14	14	14	14	14	14	14	14	14	14	14	14	14	14	14	14	14	14	14
14	5	14	15	15	15	15	15	15	15	15	15	15	15	15	15	6	6	6	6	6	6	6
5	6	5	6	6	6	6	6	6	6	6	6	6	6	6	6	15	15	15	15	15	15	15
15	7	15	5	5	5	5	5	5	5	5	5	5	5	5	5	5	5	5	40	40	40	40
40	8	40	40	40	40	40	40	40	40	40	40	40	40	40	40	40	40	40	5	5	5	5
33	9	33	33	33	33	33	33	33	33	33	33	33	33	33	33	33	33	33	33	33	33	33
55	10	55	55	55	55	55	55	55	55	55	55	55	55	55	55	55	55	55	55	55	55	55
41	11	41	41	41	41	41	41	41	41	41	41	41	41	41	41	41	41	41	41	41	41	41

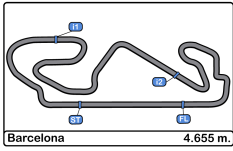


Circuito de Barcelona
 Formula Regional European Championship
 Race - 3
 Graphic Lap Chart



- 62
- 3
- 10
- 6
- 14
- 5
- 15
- 40
- 33
- 55
- 41

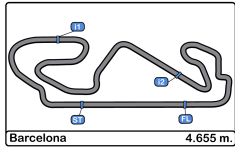




Circuito de Barcelona
Formula Regional European Championship
Race - 3
Pit Stop Analysis



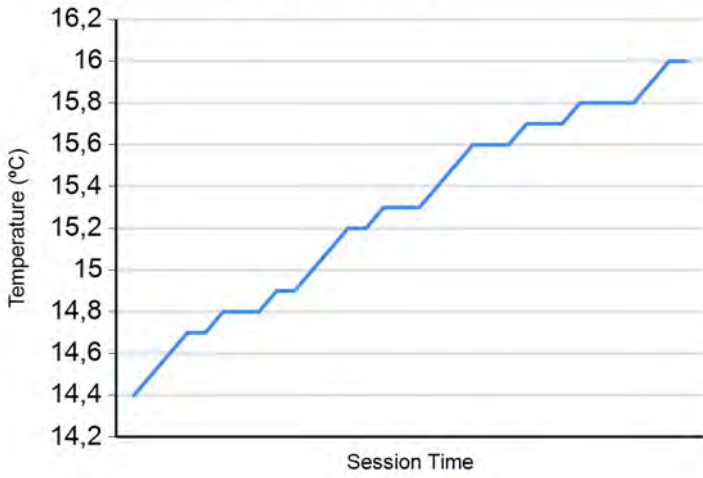
<u>Nº</u>	<u>In Day</u>	<u>Time</u>	<u>Driver</u>	<u>Nat</u>	<u>Competitor</u>	<u>Nat</u>	<u>In Time</u>	<u>Stop Nº</u>	<u>Pit Time</u>	<u>Handicap</u>	<u>Penalty</u>
-----------	---------------	-------------	---------------	------------	-------------------	------------	----------------	----------------	-----------------	-----------------	----------------



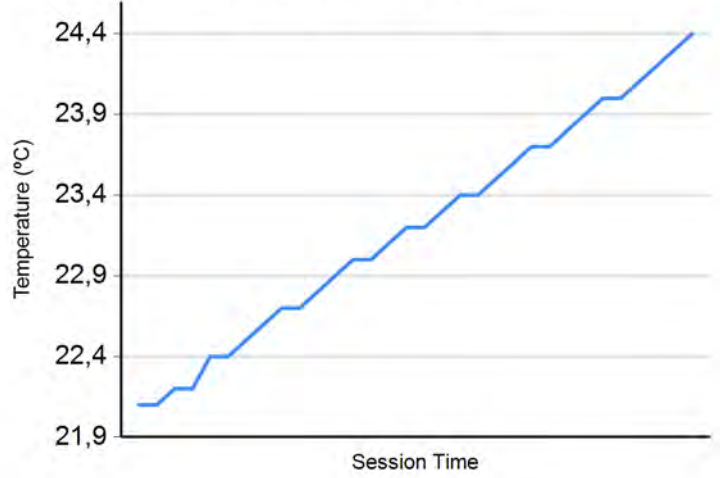
Circuit de Barcelona
Formula Regional European Championship
Race - 3
Weather Report



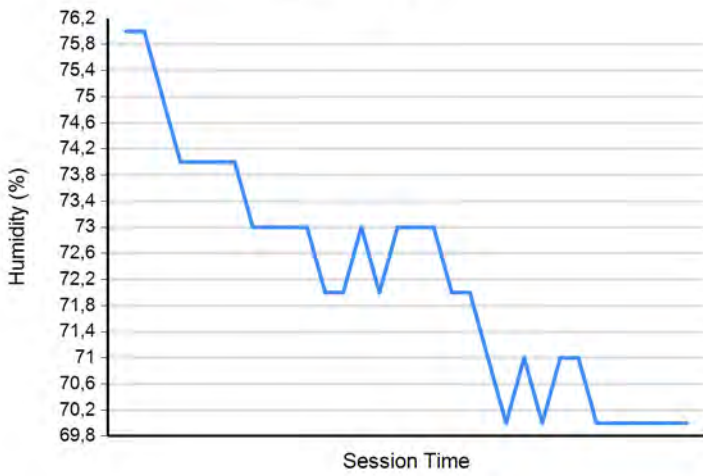
Air Temperature



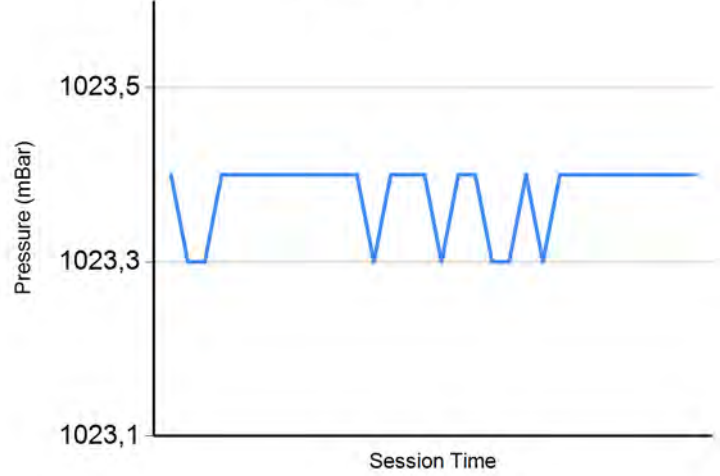
Track Temperature



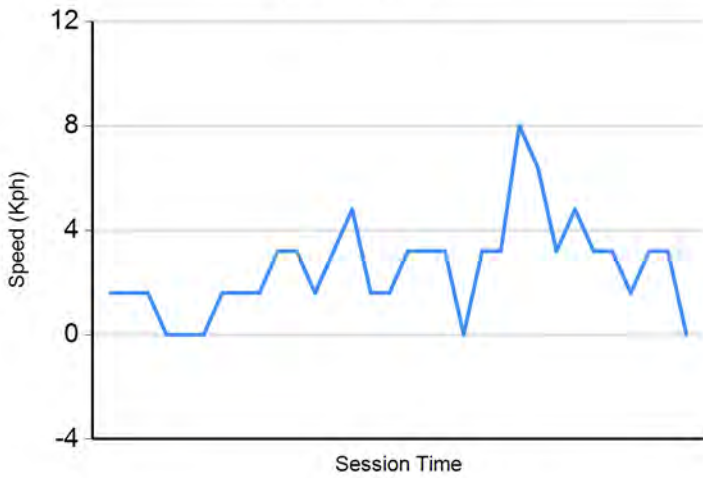
Humidity



Pressure

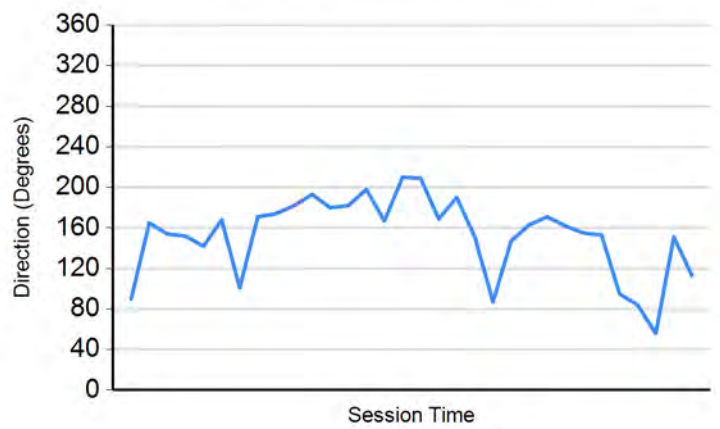


Wind Speed



Wind direction

North = 0°/360° Est = 90° South = 180° West = 270°





Circuito de Barcelona
Formula Regional European Championship
Race - 3
Final Results



Cls	Nº	Driver	Nat	Competitor	Nat	Rookie	Cls	Laps	Total Time	Gap	Interval	Km/h	Best	Time	Km/h
1	3	Pierre-Louis Chovet	FRA	Van Amersfoort Racing	NLD	R	1	19	32:23.644			163.8	7	1:41.655	164.8
2	62	Dennis Hauger	NOR	Van Amersfoort Racing	NLD			19	32:28.113	4.469	4.469	163.4	6	1:41.909	164.4
3	10	Gianluca Petecof	BRA	Prema Powerteam	ITA	R	2	19	32:33.246	9.602	5.133	163.0	10	1:41.892	164.4
4	14	Arthur Leclerc	MC	Prema Powerteam	ITA	R	3	19	32:37.082	13.438	3.836	162.6	7	1:42.156	164.0
5	6	Oliver Rasmussen	DNK	Prema Powerteam	ITA	R	4	19	32:38.161	14.517	1.079	162.6	11	1:42.199	163.9
6	15	Matteo Nannini	ITA	Monolite Racing	ITA			19	32:39.302	15.658	1.141	162.5	8	1:42.221	163.9
7	40	Konsta Lappalainen	FIN	Kic Motorsport	FIN			19	32:41.731	18.087	2.429	162.3	8	1:42.421	163.6
8	5	Patrick Pasma	FIN	Kic Motorsport	FIN			19	32:44.070	20.426	2.339	162.1	9	1:42.432	163.6
9	33	Henrion Gillian	FRA	Gillian Track Events GTE	FRA	R	5	19	32:56.188	32.544	12.118	161.1	9	1:43.137	162.4
10	55	Jamie Laura Chadwick	GBR	Prema Powerteam	ITA			19	32:57.227	33.583	1.039	161.0	8	1:43.165	162.4
11	41	Emidio Pesce	ITA	DR Formula RP Motorsport	PRT	R	6	19	32:59.652	36.008	2.425	160.8	7	1:42.826	162.9

Fastest lap Pierre-Louis Chovet in 1:41.655 at 164.9 Km/h in lap 7

Published at:.....

Track Temp: **24.4 °C** Air Temp: **16.0 °C** Humidity: **70 %** Track Status: **DRY**

Stewards:	Race Director:	Timekeeper: 
------------------	-----------------------	---