



PORSCHE

**CARRERA CUP
FRANCE**

Porsche Carrera Cup France

Barcelona

31th October– 1st November 2020

Results booklet



Provided by Cronococa S.L.

www.cronococa.com



Circuito de Barcelona
Porsche Carrera Cup France
Free Practice - 1
Provisional Results



Cls	Nº	Driver	Nat	Team	Class	Cls	Laps	Best	Time	Gap	Interval	Km/h
1	69	Florian Latorre	FRA	CLRT	PRO	1	18	4	1:49.189			153.4
2	85	Hugo Chevalier	FRA	CLRT	PRO	2	18	5	1:49.388	0.199	0.199	153.1
3	1	Ayhancan Güven	TUR	Martinet by Alméras	PRO	3	19	16	1:49.536	0.347	0.148	152.9
4	91	Jaxon Evans	NZL	BWT Lechner Racing	PRO	4	18	14	1:49.817	0.628	0.281	152.5
5	74	Victor Blugeon	FRA	Pierre Martinet by Alméras	PRO	5	16	4	1:49.834	0.645	0.017	152.5
6	23	Marvin Klein	FRA	Martinet by Alméras	PRO	6	16	3	1:49.837	0.648	0.003	152.5
7	87	Richard Wagner	DEU	BWT Lechner Racing	PRO	7	14	11	1:49.980	0.791	0.143	152.3
8	27	Jean-Baptiste Simmenauer	FRA	BWT Lechner Racing	PRO	8	16	15	1:50.027	0.838	0.047	152.3
9	11	Sylvain Noël	FRA	Racing Technology	PROAM	1	16	5	1:50.281	1.092	0.254	151.9
10	991	Ugo Gazil	FRA	Pierre Martinet by Alméras	PRO	9	19	12	1:50.292	1.103	0.011	151.9
11	5	Adam Eteki	FRA	CLRT	PRO	10	18	5	1:50.302	1.113	0.010	151.9
12	33	Evan Spenle	FRA	Sébastien Loeb Racing	PRO	11	19	18	1:50.766	1.577	0.464	151.2
13	55	Nicolas Misslin	FRA	BWT Lechner Racing	PROAM	2	12	11	1:50.781	1.592	0.015	151.2
14	26	Emil Caumes	FRA	CLRT	AM	1	17	11	1:50.795	1.606	0.014	151.2
15	911	Christophe Lapierre	FRA	Sébastien Loeb Racing	PROAM	3	19	5	1:50.797	1.608	0.002	151.2
16	20	Victor Weyrich	FRA	Pierre Martinet by Alméras	PRO	12	16	5	1:51.059	1.870	0.262	150.8
17	30	Roland Berville	FRA	Pierre Martinet by Alméras	PROAM	4	19	17	1:51.709	2.520	0.650	150.0
18	7	Jérôme Boullery	FRA	Racing Technology	PROAM	5	18	5	1:51.816	2.627	0.107	149.8
19	88	Stéphane Denoual	FRA	Martinet by Alméras	PROAM	6	17	15	1:51.857	2.668	0.041	149.8
20	44	Franck Leherpeur	FRA	Racing Technology	AM	2	18	11	1:52.186	2.997	0.329	149.3
21	4	Mathieu Blaise	FRA	Racing Technology	AM	3	18	5	1:52.378	3.189	0.192	149.1
22	888	François Lansard	FRA	CLRT	AM	4	15	4	1:52.488	3.299	0.110	148.9
23	59	Maxence Maurice	FRA	IMSA Performance	AM	5	18	13	1:52.652	3.463	0.164	148.7

Published at:.....

Track Temp: **23.8 °C** Air Temp: **16.2 °C** Humidity: **72 %** Track Status: **DRY**

Stewards:

Race Director:

Timekeeper:



Circuito de Barcelona
Porsche Carrera Cup France
Free Practice - 1
Provisional Results by Class



Cls	Nº	Driver	Nat	Team	Class	Cls	Laps	Best	Time	Gap	Interval	Km/h
AM												
1	26	Emil Caumes	FRA	CLRT	AM	1	17	11	1:50.795			151.2
2	44	Franck Leherpeur	FRA	Racing Technology	AM	2	18	11	1:52.186	1.391	1.391	149.3
3	4	Mathieu Blaise	FRA	Racing Technology	AM	3	18	5	1:52.378	1.583	0.192	149.1
4	888	François Lansard	FRA	CLRT	AM	4	15	4	1:52.488	1.693	0.110	148.9
5	59	Maxence Maurice	FRA	IMSA Performance	AM	5	18	13	1:52.652	1.857	0.164	148.7

Published at:.....

Track Temp: **23.8 °C** Air Temp: **16.2 °C** Humidity: **72 %** Track Status: **DRY**

Stewards:

Race Director:

Timekeeper:



Circuito de Barcelona
Porsche Carrera Cup France
Free Practice - 1
Provisional Results by Class



Cls	Nº	Driver	Nat	Team	Class	Cls	Laps	Best	Time	Gap	Interval	Km/h
PRO												
1	69	Florian Latorre	FRA	CLRT	PRO	1	18	4	1:49.189			153.4
2	85	Hugo Chevalier	FRA	CLRT	PRO	2	18	5	1:49.388	0.199	0.199	153.1
3	1	Ayhancan Güven	TUR	Martinet by Alméras	PRO	3	19	16	1:49.536	0.347	0.148	152.9
4	91	Jaxon Evans	NZL	BWT Lechner Racing	PRO	4	18	14	1:49.817	0.628	0.281	152.5
5	74	Victor Blugeon	FRA	Pierre Martinet by Alméras	PRO	5	16	4	1:49.834	0.645	0.017	152.5
6	23	Marvin Klein	FRA	Martinet by Alméras	PRO	6	16	3	1:49.837	0.648	0.003	152.5
7	87	Richard Wagner	DEU	BWT Lechner Racing	PRO	7	14	11	1:49.980	0.791	0.143	152.3
8	27	Jean-Baptiste Simmenauer	FRA	BWT Lechner Racing	PRO	8	16	15	1:50.027	0.838	0.047	152.3
9	991	Ugo Gazil	FRA	Pierre Martinet by Alméras	PRO	9	19	12	1:50.292	1.103	0.265	151.9
10	5	Adam Eteki	FRA	CLRT	PRO	10	18	5	1:50.302	1.113	0.010	151.9
11	33	Evan Spenle	FRA	Sébastien Loeb Racing	PRO	11	19	18	1:50.766	1.577	0.464	151.2
12	20	Victor Weyrich	FRA	Pierre Martinet by Alméras	PRO	12	16	5	1:51.059	1.870	0.293	150.8

Published at:.....

Track Temp: **23.8 °C** Air Temp: **16.2 °C** Humidity: **72 %** Track Status: **DRY**

Stewards:

Race Director:

Timekeeper:



Circuito de Barcelona
Porsche Carrera Cup France
Free Practice - 1
Provisional Results by Class



Cls	N°	Driver	Nat	Team	Class	Cls	Laps	Best	Time	Gap	Interval	Km/h
PROAM												
1	11	Sylvain Noël	FRA	Racing Technology	PROAM	1	16	5	1:50.281			151.9
2	55	Nicolas Misslin	FRA	BWT Lechner Racing	PROAM	2	12	11	1:50.781	0.500	0.500	151.2
3	911	Christophe Lapierre	FRA	Sébastien Loeb Racing	PROAM	3	19	5	1:50.797	0.516	0.016	151.2
4	30	Roland Berville	FRA	Pierre Martinet by Alméras	PROAM	4	19	17	1:51.709	1.428	0.912	150.0
5	7	Jérôme Boullery	FRA	Racing Technology	PROAM	5	18	5	1:51.816	1.535	0.107	149.8
6	88	Stéphane Denoual	FRA	Martinet by Alméras	PROAM	6	17	15	1:51.857	1.576	0.041	149.8

Published at:.....

Track Temp: **23.8 °C** Air Temp: **16.2 °C** Humidity: **72 %** Track Status: **DRY**

Stewards:

Race Director:

Timekeeper:



Circuito de Barcelona
 Porsche Carrera Cup France
 Free Practice - 1



Provisional 2 Fastest Lap Results

Cls	Nº	Driver	Nat	Team	Class	Cls	Laps	Best	Time	Gap	Interval	Km/h
1	69	Florian Latorre	FRA	CLRT	PRO	1	18	7	1:49.300			153.4
2	85	Hugo Chevalier	FRA	CLRT	PRO	2	18	10	1:49.721	0.421	0.421	153.1
3	1	Ayhancan Güven	TUR	Martinet by Alméras	PRO	3	19	15	1:49.773	0.473	0.052	152.9
4	91	Jaxon Evans	NZL	BWT Lechner Racing	PRO	4	18	5	1:49.851	0.551	0.078	152.5
5	74	Victor Blugeon	FRA	Pierre Martinet by Alméras	PRO	5	16	5	1:49.855	0.555	0.004	152.5
6	23	Marvin Klein	FRA	Martinet by Alméras	PRO	6	16	5	1:49.892	0.592	0.037	152.5
7	27	Jean-Baptiste Simmenauer	FRA	BWT Lechner Racing	PRO	7	16	13	1:50.035	0.735	0.143	152.3
8	87	Richard Wagner	DEU	BWT Lechner Racing	PRO	8	14	12	1:50.229	0.929	0.194	152.3
9	5	Adam Eteki	FRA	CLRT	PRO	9	18	6	1:50.372	1.072	0.143	151.9
10	11	Sylvain Noël	FRA	Racing Technology	PROAM	1	16	4	1:50.587	1.287	0.215	151.9
11	991	Ugo Gazil	FRA	Pierre Martinet by Alméras	PRO	10	19	11	1:50.724	1.424	0.137	151.9
12	55	Nicolas Misslin	FRA	BWT Lechner Racing	PROAM	2	12	6	1:50.825	1.525	0.101	151.2
13	911	Christophe Lapierre	FRA	Sébastien Loeb Racing	PROAM	3	19	4	1:51.075	1.775	0.250	151.2
14	26	Emil Caumes	FRA	CLRT	AM	1	17	10	1:51.092	1.792	0.017	151.2
15	20	Victor Weyrich	FRA	Pierre Martinet by Alméras	PRO	11	16	15	1:51.103	1.803	0.011	150.8
16	33	Evan Spenle	FRA	Sébastien Loeb Racing	PRO	12	19	14	1:51.155	1.855	0.052	151.2
17	30	Roland Berville	FRA	Pierre Martinet by Alméras	PROAM	4	19	18	1:51.720	2.420	0.565	150.0
18	7	Jérôme Boullery	FRA	Racing Technology	PROAM	5	18	4	1:51.900	2.600	0.180	149.8
19	88	Stéphane Denoual	FRA	Martinet by Alméras	PROAM	6	17	8	1:51.931	2.631	0.031	149.8
20	44	Franck Leherpeur	FRA	Racing Technology	AM	2	18	12	1:52.260	2.960	0.329	149.3
21	4	Mathieu Blaise	FRA	Racing Technology	AM	3	18	11	1:52.646	3.346	0.386	149.1
22	59	Maxence Maurice	FRA	IMSA Performance	AM	4	18	15	1:52.743	3.443	0.097	148.7
23	888	François Lansard	FRA	CLRT	AM	5	15	14	1:52.906	3.606	0.163	148.9

Published at:.....

Track Temp: **23.8 °C** Air Temp: **16.2 °C** Humidity: **72 %** Track Status: **DRY**

Stewards:

Race Director:

Timekeeper:



Circuito de Barcelona
Porsche Carrera Cup France
Free Practice - 1
Lap Analysis



1 Ayhancan Güven							5 Adam Eteki								
PRO							CLRT								
Lap	D	Time	Sector 1	Sector 2	Sector 3	T. Spd	Elapsed	Lap	D	Time	Sector 1	Sector 2	Sector 3	T. Spd	Elapsed
1		10:38:16.943	10:36:53.516	45.266	38.161	100.7	10:38:16.943	1		10:38:27.911 P	10:36:55.940	45.641	46.330	115.1	10:38:27.911
2		1:51.303	32.260	42.626	36.417	264.0	10:40:08.246	2		2:59.844 P	1:18.281	54.706	46.857	134.3	10:41:27.755
3		1:51.061	31.565	43.394	36.102	269.3	10:41:59.307	3		2:30.115	1:10.671	42.779	36.665	184.9	10:43:57.870
4		1:50.101	31.380	42.350	36.371	272.0	10:43:49.408	4		1:50.522	31.494	42.525	36.503	270.6	10:45:48.392
5		1:51.758	31.351	44.025	36.382	272.7	10:45:41.166	5		1:50.302	31.482	42.247	36.573	269.3	10:47:38.694
6		1:50.398	31.373	42.509	36.516	273.4	10:47:31.564	6		1:50.372	31.459	42.518	36.395	270.0	10:49:29.066
7		1:59.277 P	31.483	43.870	43.924	272.7	10:49:30.841	7		1:50.610	31.575	42.489	36.546	270.0	10:51:19.676
8		5:28.203	4:00.495	48.584	39.124	146.3	10:54:59.044	8		1:50.420	31.515	42.455	36.450	270.0	10:53:10.096
9		1:52.212	31.683	43.902	36.627	267.3	10:56:51.256	9		2:01.051 P	31.651	45.674	43.726	269.3	10:55:11.147
10		1:52.521	31.700	43.932	36.889	268.6	10:58:43.777	10		4:33.800	3:14.048	43.051	36.701	194.2	10:59:44.947
11		1:50.914	31.735	42.633	36.546	268.6	11:00:34.691	11		1:51.080	31.648	42.749	36.683	270.6	11:01:36.027
12		1:56.881 P	31.505	42.522	42.854	269.3	11:02:31.572	12		1:50.598	31.437	42.501	36.660	270.6	11:03:26.625
13		4:45.785	3:25.102	44.049	36.634	67.7	11:07:17.357	13		1:59.090 P	31.654	43.221	44.215	270.0	11:05:25.715
14		1:52.852	31.548	45.063	36.241	268.6	11:09:10.209	14		3:37.955	2:06.751	53.551	37.653	123.4	11:09:03.670
15		1:49.773	31.584	42.169	36.020	270.0	11:10:59.982	15		1:53.593	33.924	42.987	36.682	216.8	11:10:57.263
16		1:49.536	31.263	42.209	36.064	272.7	11:12:49.518	16		1:50.895	31.635	42.714	36.546	268.6	11:12:48.158
17		1:58.614	31.826	46.281	40.507	273.4	11:14:48.132	17		1:50.493	31.435	42.514	36.544	270.6	11:14:38.651
18		1:50.102	31.491	42.403	36.208	272.0	11:16:38.234	18		2:05.042 P	31.775	45.915	47.352	270.0	11:16:43.693
19		2:02.222 P	32.422	42.778	47.022	235.8	11:18:40.456								
4 Mathieu Blaise							7 Jérôme Boullery								
AM							PROAM								
Lap	D	Time	Sector 1	Sector 2	Sector 3	T. Spd	Elapsed	Lap	D	Time	Sector 1	Sector 2	Sector 3	T. Spd	Elapsed
1		10:39:01.899	10:37:26.437	53.209	42.253	137.2	10:39:01.899	1		10:38:41.875	10:37:10.287	51.009	40.579	123.7	10:38:41.875
2		2:09.703	36.464	51.731	41.508	184.6	10:41:11.602	2		1:59.211	35.149	45.985	38.077	204.5	10:40:41.086
3		2:02.062	35.258	47.527	39.277	211.7	10:43:13.664	3		1:53.850	32.625	43.891	37.334	258.9	10:42:34.936
4		1:53.945	32.989	43.188	37.768	262.1	10:45:07.609	4		1:51.900	31.945	42.917	37.038	268.6	10:44:26.836
5		1:52.378	31.911	42.986	37.481	267.3	10:46:59.987	5		1:51.816	31.858	43.092	36.866	267.3	10:46:18.652
6		1:52.887	31.811	42.967	38.109	268.6	10:48:52.874	6		1:52.580	31.720	43.551	37.309	268.6	10:48:11.232
7		2:02.270 P	31.896	43.874	46.500	267.9	10:50:55.144	7		1:51.955	31.916	43.087	36.952	268.6	10:50:03.187
8		4:53.699	3:27.866	46.310	39.523	161.9	10:55:48.843	8		2:05.669 P	31.922	43.004	50.743	267.9	10:52:08.856
9		1:56.433	33.177	45.298	37.958	263.4	10:57:45.276	9		5:54.192	4:30.132	46.271	37.789	148.9	10:58:03.048
10		1:53.159	32.254	43.365	37.540	266.6	10:59:38.435	10		1:52.959	32.066	43.581	37.312	267.3	10:59:56.007
11		1:52.646	31.789	43.272	37.585	267.9	11:01:31.081	11		1:52.436	32.200	42.983	37.253	267.9	11:01:48.443
12		1:52.703	31.768	43.127	37.808	268.6	11:03:23.784	12		1:52.525	32.073	43.286	37.166	267.9	11:03:40.968
13		1:54.289	32.204	43.502	38.583	268.6	11:05:18.073	13		1:52.694	31.874	43.093	37.727	270.0	11:05:33.662
14		2:02.454	36.483	47.463	38.508	210.9	11:07:20.527	14		1:59.578	32.001	45.218	42.359	268.6	11:07:33.240
15		2:01.890 P	32.000	43.808	46.082	267.9	11:09:22.417	15		1:52.882	32.074	43.366	37.442	270.6	11:09:26.122
16		3:05.707	1:43.181	44.745	37.781	168.2	11:12:28.124	16		1:52.519	32.057	43.194	37.268	272.7	11:11:18.641
17		1:53.367	32.007	43.692	37.668	267.3	11:14:21.491	17		1:54.718	31.876	43.304	39.538	271.3	11:13:13.359
18		2:07.295 P	31.949	43.464	51.882	267.3	11:16:28.786	18		2:05.244 P	31.842	43.057	50.345	271.3	11:15:18.603



Circuito de Barcelona
Porsche Carrera Cup France
Free Practice - 1
Lap Analysis



11 Sylvain Noël Porsche **26** Emil Caumes Porsche

PROAM							Racing Technology						AM					
Lap	D	Time	Sector 1	Sector 2	Sector 3	T. Spd	Elapsed	Lap	D	Time	Sector 1	Sector 2	Sector 3	T. Spd	Elapsed			
1		10:38:44.107 P	10:37:01.013	49.659	53.435	142.2	10:38:44.107	1		10:38:40.373	10:37:12.093	48.460	39.820	155.8	10:38:40.373			
2		2:20.606	58.888	44.194	37.524	163.8	10:41:04.713	2		1:55.055	33.135	44.155	37.765	262.1	10:40:35.428			
3		1:51.624	32.027	42.585	37.012	267.3	10:42:56.337	3		1:52.447	32.214	43.229	37.004	267.3	10:42:27.875			
4		1:50.587	31.645	42.454	36.488	267.9	10:44:46.924	4		1:51.914	31.599	42.861	37.454	269.3	10:44:19.789			
5		1:50.281	31.383	42.269	36.629	269.3	10:46:37.205	5		1:51.551	31.641	42.809	37.101	270.0	10:46:11.340			
6		2:09.743 P	37.877	46.206	45.660	205.3	10:48:46.948	6		2:04.656 P	32.005	43.050	49.601	270.6	10:48:15.996			
7		7:48.362 P	6:16.854	45.385	46.123	181.5	10:56:35.310	7		7:19.710	5:38.812	57.864	43.034	99.8	10:55:35.706			
8		3:24.769	2:05.163	42.989	36.617	190.1	11:00:00.079	8		1:59.529	34.519	46.358	38.652	219.0	10:57:35.235			
9		2:02.474 P	31.752	46.493	44.229	270.0	11:02:02.553	9		1:52.675	32.634	43.223	36.818	264.7	10:59:27.910			
10		5:47.260	4:17.485	49.719	40.056	176.4	11:07:49.813	10		1:51.092	31.782	42.635	36.675	267.9	11:01:19.002			
11		1:58.892	33.090	45.719	40.083	260.2	11:09:48.705	11		1:50.795	31.680	42.611	36.504	268.6	11:03:09.797			
12		1:52.009	31.967	42.759	37.283	266.6	11:11:40.714	12		1:51.384	31.479	42.687	37.218	269.3	11:05:01.181			
13		1:51.598	31.946	42.727	36.925	268.6	11:13:32.312	13		1:51.137	31.788	42.472	36.877	269.3	11:06:52.318			
14		1:54.249	31.782	43.003	39.464	268.6	11:15:26.561	14		2:02.236 P	31.945	43.892	46.399	268.6	11:08:54.554			
15		1:51.194	31.640	42.555	36.999	268.6	11:17:17.755	15		5:45.176	4:21.007	46.092	38.077	191.8	11:14:39.730			
16		2:18.238 P	31.601	48.779	57.858	269.3	11:19:35.993	16		1:51.880	31.829	42.860	37.191	270.6	11:16:31.610			
17		4:07.930 P	2:27.878	45.504	54.548	196.7	11:20:39.540											

20 Victor Weyrich Porsche **27** Jean-Baptiste Simmenauer Porsche

PRO							Pierre Martinet by Alm�eras						PRO						BWT Lechner Racing					
Lap	D	Time	Sector 1	Sector 2	Sector 3	T. Spd	Elapsed	Lap	D	Time	Sector 1	Sector 2	Sector 3	T. Spd	Elapsed									
1		10:38:26.960	10:36:59.963	48.339	38.658	142.1	10:38:26.960	1		10:43:07.728	10:41:41.615	47.917	38.196	136.8	10:43:07.728									
2		1:52.839	32.799	43.258	36.782	250.0	10:40:19.799	2		1:53.036	32.904	43.068	37.064	251.7	10:45:00.764									
3		1:51.292	31.626	42.529	37.137	267.3	10:42:11.091	3		1:51.200	31.690	42.771	36.739	268.6	10:46:51.964									
4		1:51.352	31.787	42.602	36.963	267.9	10:44:02.443	4		1:51.106	31.413	42.845	36.848	269.3	10:48:43.070									
5		1:51.059	31.632	42.654	36.773	269.3	10:45:53.502	5		1:50.732	31.406	42.773	36.553	270.0	10:50:33.802									
6		1:51.310	31.646	42.678	36.986	269.3	10:47:44.812	6		1:50.750	31.603	42.695	36.452	268.6	10:52:24.552									
7		2:01.898 P	31.935	42.794	47.169	269.3	10:49:46.710	7		1:58.383 P	31.583	42.901	43.899	268.6	10:54:22.935									
8		5:35.764	4:06.941	48.712	40.111	120.1	10:55:22.474	8		6:18.802	4:57.063	44.493	37.246	148.5	11:00:41.737									
9		2:17.671 P	38.292	53.076	46.303	216.0	10:57:40.145	9		1:52.037	32.041	43.186	36.810	260.2	11:02:33.774									
10		6:15.409	4:52.558	45.136	37.715	146.5	11:03:55.554	10		1:54.126	32.310	45.316	36.500	268.6	11:04:27.900									
11		1:51.566	32.032	42.660	36.874	265.3	11:05:47.120	11		1:50.324	31.415	42.450	36.459	268.6	11:06:18.224									
12		1:52.028	31.879	42.787	37.362	266.6	11:07:39.148	12		1:53.282	32.910	42.567	37.805	267.9	11:08:11.506									
13		2:15.340 P	31.757	42.911	1:00.672	269.3	11:09:54.488	13		1:50.035	31.279	42.406	36.350	270.0	11:10:01.541									
14		4:56.724	3:36.067	43.264	37.393	195.2	11:14:51.212	14		1:50.519	31.367	42.469	36.683	270.6	11:11:52.060									
15		1:51.103	31.582	42.660	36.861	269.3	11:16:42.315	15		1:50.027	31.202	42.196	36.629	271.3	11:13:42.087									
16		2:01.541 P	31.785	42.805	46.951	268.6	11:18:43.856	16		1:58.753 P	31.377	43.093	44.283	271.3	11:15:40.840									

23 Marvin Klein Porsche

PRO							Martinet by Alm�eras					
Lap	D	Time	Sector 1	Sector 2	Sector 3	T. Spd	Elapsed					
1		10:38:17.771	10:36:54.736	44.626	38.409	114.0	10:38:17.771					
2		1:50.935	32.006	42.673	36.256	267.3	10:40:08.706					
3		1:49.837	31.370	42.299	36.168	272.0	10:41:58.543					
4		1:49.896	31.472	42.356	36.068	269.3	10:43:48.439					
5		1:49.892	31.284	42.261	36.347	269.3	10:45:38.331					
6		1:55.771 P	31.476	42.176	42.119	268.6	10:47:34.102					
7		4:56.033	3:37.147	42.691	36.195	101.5	10:52:30.135					
8		1:50.585	31.355	42.752	36.478	269.3	10:54:20.720					
9		1:53.149	31.558	45.232	36.359	267.3	10:56:13.869					
10		1:58.832 P	31.441	44.571	42.820	267.9	10:58:12.701					
11		5:09.426	3:40.897	47.216	41.313	166.9	11:03:22.127					
12		1:51.579	31.868	42.785	36.926	267.3	11:05:13.706					
13		1:50.463	31.504	42.331	36.628	269.3	11:07:04.169					
14		1:50.092	31.373	42.178	36.541	270.0	11:08:54.261					
15		1:50.148	31.401	42.186	36.561	267.9	11:10:44.409					
16		1:57.566 P	31.561	42.492	43.513	269.3	11:12:41.975					



Circuito de Barcelona
 Porsche Carrera Cup France
 Free Practice - 1
 Lap Analysis



69

Florian Latorre

Porsche 85

Hugo Chevalier

Porsche

PRO							CLRT	PRO							CLRT
Lap	D	Time	Sector 1	Sector 2	Sector 3	T. Spd	Elapsed	Lap	D	Time	Sector 1	Sector 2	Sector 3	T. Spd	Elapsed
1		10:38:16.316	10:36:53.734	45.130	37.452	102.8	10:38:16.316	1		10:39:14.072	10:37:37.671	54.244	42.157	127.2	10:39:14.072
2		1:50.498	31.996	42.454	36.048	262.7	10:40:06.814	2		2:08.279	38.440	46.897	42.942	193.8	10:41:22.351
3		1:49.372	31.407	41.985	35.980	266.0	10:41:56.186	3		1:58.861	37.155	44.677	37.029	195.6	10:43:21.212
4		1:49.189	31.142	41.989	36.058	267.9	10:43:45.375	4		1:49.819	31.506	42.086	36.227	267.3	10:45:11.031
5		2:00.109 P	31.678	42.997	45.434	267.9	10:45:45.484	5		1:49.388	31.144	41.967	36.277	269.3	10:47:00.419
6		5:02.804	3:43.884	42.365	36.555	193.2	10:50:48.288	6		1:58.595 P	31.724	42.737	44.134	272.7	10:48:59.014
7		1:49.300	31.243	42.185	35.872	267.3	10:52:37.588	7		6:17.136	4:49.223	49.142	38.771	110.9	10:55:16.150
8		1:58.713	31.164	44.753	42.796	269.3	10:54:36.301	8		1:59.357	34.369	47.406	37.582	222.2	10:57:15.507
9		1:51.093	31.350	43.260	36.483	267.3	10:56:27.394	9		1:50.782	31.738	42.344	36.700	266.6	10:59:06.289
10		2:00.982 P	31.390	45.822	43.770	267.9	10:58:28.376	10		1:49.721	31.357	42.298	36.066	267.9	11:00:56.010
11		4:08.565 P	2:23.621	49.942	55.002	140.8	11:02:36.941	11		1:49.725	31.262	42.012	36.451	270.0	11:02:45.735
12		2:58.234	1:39.108	42.699	36.427	135.5	11:05:35.175	12		1:50.053	31.388	42.246	36.419	272.0	11:04:35.788
13		1:56.738	31.332	43.622	41.784	270.6	11:07:31.913	13		2:04.609 P	31.441	42.243	50.925	270.6	11:06:40.397
14		1:51.346	31.338	42.499	37.509	270.0	11:09:23.259	14		5:08.220	3:49.269	42.408	36.543	177.9	11:11:48.617
15		1:49.563	31.331	42.178	36.054	270.0	11:11:12.822	15		1:50.271	31.459	42.399	36.413	268.6	11:13:38.888
16		2:04.835	31.170	55.952	37.713	271.3	11:13:17.657	16		1:50.691	31.272	42.277	37.142	270.0	11:15:29.579
17		1:49.546	31.102	42.294	36.150	270.6	11:15:07.203	17		1:50.697	31.387	42.644	36.666	269.3	11:17:20.276
18		2:02.916 P	31.338	43.562	48.016	270.6	11:17:10.119	18		2:17.666 P	31.553	47.381	58.732	270.0	11:19:37.942

74

Victor Blugeon

Porsche 87

Richard Wagner

Porsche

PRO							Pierre Martinet by Alméras	PRO							BWT Lechner Racing
Lap	D	Time	Sector 1	Sector 2	Sector 3	T. Spd	Elapsed	Lap	D	Time	Sector 1	Sector 2	Sector 3	T. Spd	Elapsed
1		10:39:10.231	10:37:32.476	56.620	41.135	165.6	10:39:10.231	1		10:42:57.823 P	10:41:08.384	58.728	50.711	119.3	10:42:57.823
2		1:51.811	32.168	43.007	36.636	265.3	10:41:02.042	2		2:29.175	1:04.788	45.941	38.446	183.3	10:45:26.998
3		1:50.572	31.461	42.520	36.591	266.6	10:42:52.614	3		1:51.293	31.953	42.595	36.745	266.0	10:47:18.291
4		1:49.834	31.371	42.269	36.194	268.6	10:44:42.448	4		1:50.865	31.741	42.622	36.502	267.9	10:49:09.156
5		1:49.855	31.183	42.317	36.355	269.3	10:46:32.303	5		1:50.339	31.566	42.418	36.355	267.9	10:50:59.495
6		1:59.796 P	31.460	42.705	45.631	270.6	10:48:32.099	6		1:50.973	31.571	42.845	36.557	269.3	10:52:50.468
7		5:00.776	3:41.535	42.592	36.649	188.1	10:53:32.875	7		2:00.382 P	31.718	44.112	44.552	269.3	10:54:50.850
8		1:55.187	31.378	46.124	37.685	267.3	10:55:28.062	8		5:54.391	4:30.951	44.937	38.503	115.5	11:00:45.241
9		1:59.179 P	31.745	43.895	43.539	268.6	10:57:27.241	9		1:53.168	32.873	43.368	36.927	252.9	11:02:38.409
10		6:12.526	4:35.723	56.544	40.259	98.5	11:03:39.767	10		1:50.563	31.829	42.448	36.286	268.6	11:04:28.972
11		1:51.290	31.865	42.723	36.702	266.6	11:05:31.057	11		1:49.980	31.469	42.386	36.125	270.6	11:06:18.952
12		1:56.349	31.347	43.557	41.445	267.9	11:07:27.406	12		1:50.229	31.306	42.222	36.701	271.3	11:08:09.181
13		1:49.902	31.309	42.222	36.371	268.6	11:09:17.308	13		1:50.268	31.744	42.136	36.388	268.6	11:09:59.449
14		1:50.095	31.408	42.266	36.421	268.6	11:11:07.403	14		1:56.295 P	31.520	43.119	41.656	269.3	11:11:55.744
15		1:50.110	31.370	42.441	36.299	270.0	11:12:57.513								
16		1:59.004 P	31.484	43.449	44.071	271.3	11:14:56.517								



Circuit de Barcelona
 Porsche Carrera Cup France
 Free Practice - 1
 Lap Analysis



88

Stéphane Denoual

Porsche 888

François Lansard

Porsche

PROAM

Martinet by Alméras AM

CLRT

Lap	D	Time	Sector 1	Sector 2	Sector 3	T. Spd	Elapsed	Lap	D	Time	Sector 1	Sector 2	Sector 3	T. Spd	Elapsed
1		10:38:48.691	10:37:18.056	50.507	40.128	138.6	10:38:48.691	1		10:38:34.993	10:37:04.620	51.110	39.263	158.1	10:38:34.993
2		1:55.350	33.548	44.079	37.723	234.2	10:40:44.041	2		1:55.402	33.039	44.537	37.826	262.1	10:40:30.395
3		1:54.521	32.635	44.257	37.629	270.0	10:42:38.562	3		1:53.730	32.611	43.597	37.522	266.0	10:42:24.125
4		1:53.299	32.169	43.427	37.703	270.0	10:44:31.861	4		1:52.488	31.988	43.225	37.275	268.6	10:44:16.613
5		1:54.083	32.405	43.268	38.410	268.6	10:46:25.944	5		1:53.537	32.837	43.491	37.209	267.9	10:46:10.150
6		1:52.008	31.825	42.943	37.240	269.3	10:48:17.952	6		2:15.075 P	33.470	45.240	56.365	244.8	10:48:25.225
7		1:52.213	32.053	42.994	37.166	268.6	10:50:10.165	7		6:58.163	5:29.165	49.202	39.796	142.6	10:55:23.388
8		1:51.931	32.042	42.983	36.906	268.6	10:52:02.096	8		2:10.409 P	33.166	48.482	48.761	260.2	10:57:33.797
9		7:07.273 P	32.087	5:37.094	58.092	266.6	10:59:09.369	9		7:06.422	5:35.179	48.034	43.209	124.4	11:04:40.219
10		6:39.664	5:08.652	48.558	42.454	162.6	11:05:49.033	10		1:59.666	33.749	46.665	39.252	255.3	11:06:39.885
11		1:55.818	33.364	44.587	37.867	247.1	11:07:44.851	11		1:54.995	32.971	44.483	37.541	263.4	11:08:34.880
12		1:53.959	32.581	43.907	37.471	266.6	11:09:38.810	12		1:53.121	32.422	43.549	37.150	265.3	11:10:28.001
13		1:52.528	32.309	43.191	37.028	265.3	11:11:31.338	13		1:53.795	32.489	43.700	37.606	267.9	11:12:21.796
14		1:51.981	31.898	42.917	37.166	267.9	11:13:23.319	14		1:52.906	32.170	43.418	37.318	266.6	11:14:14.702
15		1:51.857	31.997	43.018	36.842	268.6	11:15:15.176	15		2:10.500 P	32.128	44.884	53.488	268.6	11:16:25.202
16		1:52.824	31.952	43.491	37.381	267.9	11:17:08.000								
17		2:26.453 P	32.369	47.373	1:06.711	266.6	11:19:34.453								

911

Christophe Lapierre

Porsche

PROAM

Sébastien Loeb Racing

91

Jaxon Evans

Porsche

PRO

BWT Lechner Racing

Lap	D	Time	Sector 1	Sector 2	Sector 3	T. Spd	Elapsed	Lap	D	Time	Sector 1	Sector 2	Sector 3	T. Spd	Elapsed
1		10:38:18.685	10:36:54.967	45.394	38.324	112.2	10:38:18.685	1		10:38:32.116	10:37:01.941	50.052	40.123	147.5	10:38:32.116
2		1:51.683	32.424	42.837	36.422	263.4	10:40:10.368	2		1:54.400	33.071	43.674	37.655	264.0	10:40:26.516
3		1:50.166	31.492	42.354	36.320	270.0	10:42:00.534	3		1:52.219	31.988	42.938	37.293	266.6	10:42:18.735
4		1:50.135	31.219	42.476	36.440	271.3	10:43:50.669	4		1:51.075	31.778	42.754	36.543	267.3	10:44:09.810
5		1:49.851	31.310	42.251	36.290	272.0	10:45:40.520	5		1:50.797	31.722	42.423	36.652	268.6	10:46:00.607
6		1:50.046	31.360	42.307	36.379	269.3	10:47:30.566	6		2:26.567 P	32.551	54.015	1:00.001	270.0	10:48:27.174
7		1:50.071	31.345	42.401	36.325	269.3	10:49:20.637	7		4:28.857	3:07.223	43.854	37.780	161.9	10:52:56.031
8		1:52.592	32.916	42.898	36.778	268.6	10:51:13.229	8		1:51.968	31.978	43.147	36.843	266.6	10:54:47.999
9		1:56.770 P	31.518	42.873	42.379	268.6	10:53:09.999	9		2:05.881	32.092	55.998	37.791	267.3	10:56:53.880
10		6:33.984	5:04.075	51.234	38.675	100.5	10:59:43.983	10		1:52.441	31.892	43.273	37.276	268.6	10:58:46.321
11		1:53.611	32.227	42.638	38.746	264.7	11:01:37.594	11		1:52.841	32.196	43.273	37.372	268.6	11:00:39.162
12		1:51.263	32.331	42.626	36.306	270.6	11:03:28.857	12		1:52.259	32.023	43.186	37.050	267.3	11:02:31.421
13		1:50.537	31.400	42.480	36.657	270.6	11:05:19.394	13		1:52.232	32.002	43.136	37.094	266.6	11:04:23.653
14		1:49.817	31.435	42.251	36.131	270.0	11:07:09.211	14		2:14.934 P	38.425	43.674	52.835	194.9	11:06:38.587
15		1:50.031	31.259	42.390	36.382	270.0	11:08:59.242	15		4:24.761	2:56.056	50.504	38.201	137.4	11:11:03.348
16		1:50.083	31.394	42.303	36.386	270.0	11:10:49.325	16		2:00.288	32.963	49.309	38.016	259.6	11:13:03.636
17		1:50.995	31.380	43.098	36.517	271.3	11:12:40.320	17		1:51.415	31.936	42.637	36.842	267.9	11:14:55.051
18		1:58.902 P	31.826	43.212	43.864	268.6	11:14:39.222	18		1:51.327	31.677	42.891	36.759	268.6	11:16:46.378
19								19		2:45.545 P	40.796	59.706	1:05.043	170.6	11:19:31.923



Circuit de Barcelona
Porsche Carrera Cup France
Free Practice - 1
Lap Analysis



991

Ugo Gazil

Porsche

PRO

Pierre Martinet by Alméras

Lap	D	Time	Sector 1	Sector 2	Sector 3	T. Spd	Elapsed
1		10:38:37.031	10:37:10.764	47.190	39.077	150.2	10:38:37.031
2		1:56.259	34.359	44.156	37.744	233.2	10:40:33.290
3		1:52.655	32.359	43.181	37.115	266.6	10:42:25.945
4		1:53.128	31.592	43.271	38.265	269.3	10:44:19.073
5		1:51.500	31.588	42.960	36.952	269.3	10:46:10.573
6		1:51.874	31.627	43.126	37.121	269.3	10:48:02.447
7		2:02.030 P	31.776	43.181	47.073	267.9	10:50:04.477
8		5:26.069	4:02.565	45.503	38.001	145.7	10:55:30.546
9		1:55.280	32.085	45.679	37.516	267.9	10:57:25.826
10		1:51.144	31.801	42.615	36.728	267.3	10:59:16.970
11		1:50.724	31.678	42.478	36.568	267.3	11:01:07.694
12		1:50.292	31.382	42.327	36.583	268.6	11:02:57.986
13		1:52.564	31.669	42.656	38.239	268.6	11:04:50.550
14		1:58.672 P	31.491	42.424	44.757	268.6	11:06:49.222
15		4:20.803	3:00.896	42.995	36.912	175.3	11:11:10.025
16		1:55.490	31.624	42.445	41.421	270.6	11:13:05.515
17		1:51.219	31.561	42.644	37.014	271.3	11:14:56.734
18		1:50.776	31.510	42.609	36.657	272.0	11:16:47.510
19		2:04.327 P	33.564	44.798	45.965	252.3	11:18:51.837



Circuit de Barcelona
Porsche Carrera Cup France
Free Practice - 1
Best Sectors Results



Sector - 1			Sector - 2			Sector - 3			Ideal Lap vs Best Lap						
Clas	Nº	Driver	Time	Nº	Driver	Time	Nº	Driver	Time	Clas	Nº	Driver	Ideal Lap	Best Lap	Clas
1	69	Florian Latorre	31.102	85	Hugo Chevalier	41.967	69	Florian Latorre	35.872	1	69	Florian Latorre	1:48.959	1:49.189	1
2	85	Hugo Chevalier	31.144	69	Florian Latorre	41.985	1	Ayhancan Güven	36.020	2	85	Hugo Chevalier	1:49.177	1:49.388	2
3	74	Victor Blugeon	31.183	87	Richard Wagner	42.136	85	Hugo Chevalier	36.066	3	1	Ayhancan Güven	1:49.452	1:49.536	3
4	27	Jean-Baptiste	31.202	1	Ayhancan Güven	42.169	23	Marvin Klein	36.068	4	23	Marvin Klein	1:49.528	1:49.837	6
5	91	Jaxon Evans	31.219	23	Marvin Klein	42.176	87	Richard Wagner	36.125	5	87	Richard Wagner	1:49.567	1:49.980	7
6	1	Ayhancan Güven	31.263	27	Jean-Baptiste	42.196	91	Jaxon Evans	36.131	6	74	Victor Blugeon	1:49.599	1:49.834	5
7	23	Marvin Klein	31.284	74	Victor Blugeon	42.222	74	Victor Blugeon	36.194	7	91	Jaxon Evans	1:49.601	1:49.817	4
8	87	Richard Wagner	31.306	5	Adam Eteki	42.247	27	Jean-Baptiste	36.350	8	27	Jean-Baptiste	1:49.748	1:50.027	8
9	99	Ugo Gazil	31.382	91	Jaxon Evans	42.251	5	Adam Eteki	36.395	9	5	Adam Eteki	1:50.077	1:50.302	11
10	11	Sylvain Noël	31.383	11	Sylvain Noël	42.269	33	Evan Spenle	36.417	10	11	Sylvain Noël	1:50.140	1:50.281	9
11	5	Adam Eteki	31.435	991	Ugo Gazil	42.327	11	Sylvain Noël	36.488	11	991	Ugo Gazil	1:50.277	1:50.292	10
12	26	Emil Caumes	31.479	55	Nicolas Misslin	42.360	26	Emil Caumes	36.504	12	26	Emil Caumes	1:50.455	1:50.795	14
13	20	Victor Weyrich	31.582	911	Christophe Lapierre	42.423	911	Christophe Lapierre	36.543	13	55	Nicolas Misslin	1:50.615	1:50.781	13
14	33	Evan Spenle	31.649	26	Emil Caumes	42.472	991	Ugo Gazil	36.568	14	911	Christophe Lapierre	1:50.643	1:50.797	15
15	55	Nicolas Misslin	31.656	20	Victor Weyrich	42.529	55	Nicolas Misslin	36.599	15	33	Evan Spenle	1:50.667	1:50.766	12
16	91	Christophe Lapierre	31.677	33	Evan Spenle	42.601	20	Victor Weyrich	36.773	16	20	Victor Weyrich	1:50.884	1:51.059	16
17	30	Roland Berville	31.683	30	Roland Berville	42.834	88	Stéphane Denoual	36.842	17	30	Roland Berville	1:51.399	1:51.709	17
18	7	Jérôme Boullery	31.720	59	Maxence Maurice	42.878	7	Jérôme Boullery	36.866	18	7	Jérôme Boullery	1:51.503	1:51.816	18
19	4	Mathieu Blaise	31.768	7	Jérôme Boullery	42.917	30	Roland Berville	36.882	19	88	Stéphane Denoual	1:51.584	1:51.857	19
20	59	Maxence Maurice	31.812	88	Stéphane Denoual	42.917	44	Franck Leherpeur	37.038	20	59	Maxence Maurice	1:51.855	1:52.652	23
21	88	Stéphane Denoual	31.825	4	Mathieu Blaise	42.967	888	François Lansard	37.150	21	44	Franck Leherpeur	1:52.118	1:52.186	20
22	44	Franck Leherpeur	31.928	44	Franck Leherpeur	43.152	59	Maxence Maurice	37.165	22	4	Mathieu Blaise	1:52.216	1:52.378	21
23	88	François Lansard	31.988	888	François Lansard	43.225	4	Mathieu Blaise	37.481	23	888	François Lansard	1:52.363	1:52.488	22



Circuito de Barcelona
Porsche Carrera Cup France
Free Practice - 1
Best 5 Lap Times



Cls	N°	Driver	Nat	Team	Class	Best 1		Best 2		Best 3		Best 4		Best 5	
						Time	Lap	Time	Lap	Time	Lap	Time	Lap	Time	Lap
1	69	Florian Latorre	FRA	CLRT	PRO	1:49.189	4	1:49.300	7	1:49.372	3	1:49.546	17	1:49.563	15
2	85	Hugo Chevalier	FRA	CLRT	PRO	1:49.388	5	1:49.721	10	1:49.725	11	1:49.819	4	1:50.053	12
3	1	Ayhancan Güven	TUR	Martinet by AI	PRO	1:49.536	16	1:49.773	15	1:50.101	4	1:50.102	18	1:50.398	6
4	91	Jaxon Evans	NZL	BWT Lechner	PRO	1:49.817	14	1:49.851	5	1:50.031	15	1:50.046	6	1:50.071	7
5	74	Victor Blugeon	FRA	Pierre Martinet	PRO	1:49.834	4	1:49.855	5	1:49.902	13	1:50.095	14	1:50.110	15
6	23	Marvin Klein	FRA	Martinet by AI	PRO	1:49.837	3	1:49.892	5	1:49.896	4	1:50.092	14	1:50.148	15
7	87	Richard Wagner	DEU	BWT Lechner	PRO	1:49.980	11	1:50.229	12	1:50.268	13	1:50.339	5	1:50.563	10
8	27	Jean-Baptiste Simmenauer	FRA	BWT Lechner	PRO	1:50.027	15	1:50.035	13	1:50.324	11	1:50.519	14	1:50.732	5
9	11	Sylvain Noël	FRA	Racing Techno	PROA	1:50.281	5	1:50.587	4	1:51.194	15	1:51.598	13	1:51.624	3
10	99	Ugo Gazil	FRA	Pierre Martinet	PRO	1:50.292	12	1:50.724	11	1:50.776	18	1:51.144	10	1:51.219	17
11	5	Adam Eteki	FRA	CLRT	PRO	1:50.302	5	1:50.372	6	1:50.420	8	1:50.493	17	1:50.522	4
12	33	Evan Spenle	FRA	Sébastien Loe	PRO	1:50.766	18	1:51.155	14	1:51.209	4	1:51.264	6	1:51.323	3
13	55	Nicolas Misslin	FRA	BWT Lechner	PROA	1:50.781	11	1:50.825	6	1:51.061	4	1:51.141	5	1:51.507	3
14	26	Emil Caumes	FRA	CLRT	AM	1:50.795	11	1:51.092	10	1:51.137	13	1:51.384	12	1:51.551	5
15	91	Christophe Lapierre	FRA	Sébastien Loe	PROA	1:50.797	5	1:51.075	4	1:51.327	18	1:51.415	17	1:51.968	8
16	20	Victor Weyrich	FRA	Pierre Martinet	PRO	1:51.059	5	1:51.103	15	1:51.292	3	1:51.310	6	1:51.352	4
17	30	Roland Berville	FRA	Pierre Martinet	PROA	1:51.709	17	1:51.720	18	1:52.244	11	1:52.355	6	1:52.557	4
18	7	Jérôme Boullery	FRA	Racing Techno	PROA	1:51.816	5	1:51.900	4	1:51.955	7	1:52.436	11	1:52.519	16
19	88	Stéphane Denoual	FRA	Martinet by AI	PROA	1:51.857	15	1:51.931	8	1:51.981	14	1:52.008	6	1:52.213	7
20	44	Franck Leherpeur	FRA	Racing Techno	AM	1:52.186	11	1:52.260	12	1:52.344	15	1:52.870	5	1:53.232	16
21	4	Mathieu Blaise	FRA	Racing Techno	AM	1:52.378	5	1:52.646	11	1:52.703	12	1:52.887	6	1:53.159	10
22	88	François Lansard	FRA	CLRT	AM	1:52.488	4	1:52.906	14	1:53.121	12	1:53.537	5	1:53.730	3
23	59	Maxence Maurice	FRA	IMSA Performa	AM	1:52.652	13	1:52.743	15	1:52.822	10	1:52.991	9	1:53.028	5



Circuito de Barcelona
 Porsche Carrera Cup France
 Free Practice - 1
 Best 5 Top Speeds



Cls	N°	Driver	Nat	Team	Class	Top 1		Top 2		Top 3		Top 4		Top 5		Avg
						Km/h	Lap	Km/h	Lap	Km/h	Lap	Km/h	Lap	Km/h	Lap	
1	1	Ayhancan Güven	TUR	Martinet by AI	PRO	273.4	6	273.4	17	272.7	5	272.7	7	272.7	16	273.0
2	7	Jérôme Boullery	FRA	Racing Techno	PROA	272.7	16	271.3	17	271.3	18	270.6	15	270.0	13	271.2
3	33	Evan Spenle	FRA	Sébastien Loe	PRO	272.7	6	270.6	7	270.6	8	270.6	9	270.0	18	270.9
4	85	Hugo Chevalier	FRA	CLRT	PRO	272.7	6	272.0	12	270.6	13	270.0	11	270.0	16	271.0
5	23	Marvin Klein	FRA	Martinet by AI	PRO	272.0	3	270.0	14	269.3	4	269.3	5	269.3	8	270.0
6	91	Jaxon Evans	NZL	BWT Lechner	PRO	272.0	5	271.3	4	271.3	17	270.6	12	270.6	13	271.2
7	99	Ugo Gazil	FRA	Pierre Martinet	PRO	272.0	18	271.3	17	270.6	16	269.3	4	269.3	5	270.5
8	27	Jean-Baptiste Simmenauer	FRA	BWT Lechner	PRO	271.3	15	271.3	16	270.6	14	270.0	5	270.0	13	270.6
9	55	Nicolas Misslin	FRA	BWT Lechner	PROA	271.3	11	270.0	4	269.3	5	269.3	6	269.3	7	269.8
10	69	Florian Latorre	FRA	CLRT	PRO	271.3	16	270.6	13	270.6	17	270.6	18	270.0	14	270.6
11	74	Victor Blugeon	FRA	Pierre Martinet	PRO	271.3	16	270.6	6	270.0	15	269.3	5	268.6	4	270.0
12	87	Richard Wagner	DEU	BWT Lechner	PRO	271.3	12	270.6	11	269.3	6	269.3	7	269.3	14	270.0
13	5	Adam Eteki	FRA	CLRT	PRO	270.6	4	270.6	11	270.6	12	270.6	17	270.0	6	270.5
14	26	Emil Caumes	FRA	CLRT	AM	270.6	6	270.6	16	270.0	5	269.3	4	269.3	12	270.0
15	11	Sylvain Noël	FRA	Racing Techno	PROA	270.0	9	269.3	5	269.3	16	268.6	13	268.6	14	269.1
16	59	Maxence Maurice	FRA	IMSA Performa	AM	270.0	15	270.0	17	269.3	11	269.3	16	268.6	4	269.4
17	88	Stéphane Denoual	FRA	Martinet by AI	PROA	270.0	3	270.0	4	269.3	6	268.6	5	268.6	7	269.3
18	91	Christophe Lapierre	FRA	Sébastien Loe	PROA	270.0	6	268.6	5	268.6	10	268.6	11	268.6	18	268.9
19	20	Victor Weyrich	FRA	Pierre Martinet	PRO	269.3	5	269.3	6	269.3	7	269.3	13	269.3	15	269.3
20	44	Franck Leherpeur	FRA	Racing Techno	AM	269.3	13	269.3	16	268.6	6	268.6	10	268.6	12	268.9
21	4	Mathieu Blaise	FRA	Racing Techno	AM	268.6	6	268.6	12	268.6	13	267.9	7	267.9	11	268.3
22	88	François Lansard	FRA	CLRT	AM	268.6	4	268.6	15	267.9	5	267.9	13	266.6	14	267.9
23	30	Roland Berville	FRA	Pierre Martinet	PROA	267.3	12	266.6	11	266.0	5	266.0	16	266.0	18	266.4



Circuit de Barcelona
Porsche Carrera Cup France
Free Practice - 1
Fastest Laps Sequence



Lap	Time of Day	Session Time	Nº	Driver	Nat	Team	Class	Time	Km/h
2	10:40:06.814	4:06.814	69	Florian Latorre	FRA	CLRT	PRO	1:50.498	151.6
3	10:41:56.186	5:56.186	69	Florian Latorre	FRA	CLRT	PRO	1:49.372	153.2
4	10:43:45.375	7:45.375	69	Florian Latorre	FRA	CLRT	PRO	1:49.189	153.4



Circuito de Barcelona
Porsche Carrera Cup France
Free Practice - 1
Event Best Maximum Speed



Nº	Driver	Nat	Team	Class	Km/h	Session
1	Ayhancan Güven	TUR	Martinet by Alméras	PRO	273.4	Free Practice - 1
33	Evan Spenle	FRA	Sébastien Loeb Racing	PRO	272.7	Free Practice - 1
85	Hugo Chevalier	FRA	CLRT	PRO	272.7	Free Practice - 1
7	Jérôme Boullery	FRA	Racing Technology	PROAM	272.7	Free Practice - 1
23	Marvin Klein	FRA	Martinet by Alméras	PRO	272.0	Free Practice - 1
91	Jaxon Evans	NZL	BWT Lechner Racing	PRO	272.0	Free Practice - 1
991	Ugo Gazil	FRA	Pierre Martinet by Alméras	PRO	272.0	Free Practice - 1
55	Nicolas Misslin	FRA	BWT Lechner Racing	PROAM	271.3	Free Practice - 1
87	Richard Wagner	DEU	BWT Lechner Racing	PRO	271.3	Free Practice - 1
69	Florian Latorre	FRA	CLRT	PRO	271.3	Free Practice - 1
27	Jean-Baptiste Simmenauer	FRA	BWT Lechner Racing	PRO	271.3	Free Practice - 1
74	Victor Blugeon	FRA	Pierre Martinet by Alméras	PRO	271.3	Free Practice - 1
26	Emil Caumes	FRA	CLRT	AM	270.6	Free Practice - 1
5	Adam Eteki	FRA	CLRT	PRO	270.6	Free Practice - 1
88	Stéphane Denoual	FRA	Martinet by Alméras	PROAM	270.0	Free Practice - 1
911	Christophe Lapierre	FRA	Sébastien Loeb Racing	PROAM	270.0	Free Practice - 1
11	Sylvain Noël	FRA	Racing Technology	PROAM	270.0	Free Practice - 1
59	Maxence Maurice	FRA	IMSA Performance	AM	270.0	Free Practice - 1
20	Victor Weyrich	FRA	Pierre Martinet by Alméras	PRO	269.3	Free Practice - 1
44	Franck Leherpeur	FRA	Racing Technology	AM	269.3	Free Practice - 1
4	Mathieu Blaise	FRA	Racing Technology	AM	268.6	Free Practice - 1
888	François Lansard	FRA	CLRT	AM	268.6	Free Practice - 1
30	Roland Berville	FRA	Pierre Martinet by Alméras	PROAM	267.3	Free Practice - 1



Circuito de Barcelona
Porsche Carrera Cup France
Free Practice - 1
Pit Stop Analysis



1 Ayhancan Güven PRO Martinet by Alméras
Porsche

Nr.	In Day Time	In Time	Out Time	Pit Time	T. Pit Time	Handicap	Penalty
1	10:49:27.384	10:49:27.384	10:52:54.181	3:26.797	3:26.797		
2	11:02:28.238	11:02:28.238	11:05:11.172	2:42.934	6:09.731		

4 Mathieu Blaise AM Racing Technology
Porsche

Nr.	In Day Time	In Time	Out Time	Pit Time	T. Pit Time	Handicap	Penalty
1	10:50:52.413	10:50:52.413	10:53:45.272	2:52.859	2:52.859		
2	11:09:19.789	11:09:19.789	11:10:31.368	1:11.579	4:04.438		

5 Adam Eteki PRO CLRT
Porsche

Nr.	In Day Time	In Time	Out Time	Pit Time	T. Pit Time	Handicap	Penalty
1	10:38:25.322	10:38:25.322	10:38:50.288	24.966	24.966		
2	10:41:24.973	10:41:24.973	10:41:52.098	27.125	52.091		
3	10:55:08.635	10:55:08.635	10:57:53.651	2:45.016	3:37.107		
4	11:05:23.148	11:05:23.148	11:06:51.902	1:28.754	5:05.861		

7 Jérôme Boullery PROAM Racing Technology
Porsche

Nr.	In Day Time	In Time	Out Time	Pit Time	T. Pit Time	Handicap	Penalty
1	10:52:06.342	10:52:06.342	10:56:03.698	3:57.356	3:57.356		

11 Sylvain Noël PROAM Racing Technology
Porsche

Nr.	In Day Time	In Time	Out Time	Pit Time	T. Pit Time	Handicap	Penalty
1	10:38:41.216	10:38:41.216	10:39:04.807	23.591	23.591		
2	10:48:44.421	10:48:44.421	10:54:29.698	5:45.277	6:08.868		
3	10:56:32.577	10:56:32.577	10:58:06.937	1:34.360	7:43.228		
4	11:02:00.073	11:02:00.073	11:05:43.241	3:43.168	11:26.396		

20 Victor Weyrich PRO Pierre Martinet by Alméras
Porsche

Nr.	In Day Time	In Time	Out Time	Pit Time	T. Pit Time	Handicap	Penalty
1	10:49:43.858	10:49:43.858	10:53:12.669	3:28.811	3:28.811		
2	10:57:37.247	10:57:37.247	11:01:55.764	4:18.517	7:47.328		
3	11:09:51.437	11:09:51.437	11:12:56.262	3:04.825	10:52.153		

23 Marvin Klein PRO Martinet by Alméras
Porsche

Nr.	In Day Time	In Time	Out Time	Pit Time	T. Pit Time	Handicap	Penalty
1	10:47:31.198	10:47:31.198	10:50:34.964	3:03.766	3:03.766		
2	10:58:09.682	10:58:09.682	11:01:15.591	3:05.909	6:09.675		

26 Emil Caumes AM CLRT
Porsche

Nr.	In Day Time	In Time	Out Time	Pit Time	T. Pit Time	Handicap	Penalty
1	10:48:13.486	10:48:13.486	10:53:09.486	4:56.000	4:56.000		
2	11:08:52.073	11:08:52.073	11:12:43.069	3:50.996	8:46.996		

27 Jean-Baptiste Simmenauer PRO BWT Lechner Racing
Porsche

Nr.	In Day Time	In Time	Out Time	Pit Time	T. Pit Time	Handicap	Penalty
1	10:54:20.481	10:54:20.481	10:58:39.455	4:18.974	4:18.974		

30 Roland Berville PROAM Pierre Martinet by Alméras
Porsche

Nr.	In Day Time	In Time	Out Time	Pit Time	T. Pit Time	Handicap	Penalty
1	10:50:47.980	10:50:47.980	10:53:50.296	3:02.316	3:02.316		
2	11:05:40.072	11:05:40.072	11:08:15.874	2:35.802	5:38.118		

33 Evan Spenle PRO Sébastien Loeb Racing
Porsche

Nr.	In Day Time	In Time	Out Time	Pit Time	T. Pit Time	Handicap	Penalty
1	10:53:22.464	10:53:22.464	10:57:14.090	3:51.626	3:51.626		
2	11:08:43.562	11:08:43.562	11:10:45.547	2:01.985	5:53.611		

44 Franck Leherpeur AM Racing Technology
Porsche

Nr.	In Day Time	In Time	Out Time	Pit Time	T. Pit Time	Handicap	Penalty
1	10:48:26.604	10:48:26.604	10:51:35.706	3:09.102	3:09.102		
2	11:05:19.142	11:05:19.142	11:07:27.159	2:08.017	5:17.119		

55 Nicolas Misslin PROAM BWT Lechner Racing
Porsche

Nr.	In Day Time	In Time	Out Time	Pit Time	T. Pit Time	Handicap	Penalty
1	10:54:32.108	10:54:32.108	10:58:33.399	4:01.291	4:01.291		

59 Maxence Maurice AM IMSA Performance
Porsche

Nr.	In Day Time	In Time	Out Time	Pit Time	T. Pit Time	Handicap	Penalty
1	10:48:53.002	10:48:53.002	10:53:26.922	4:33.920	4:33.920		

69 Florian Latorre PRO CLRT
Porsche

Nr.	In Day Time	In Time	Out Time	Pit Time	T. Pit Time	Handicap	Penalty
1	10:45:42.902	10:45:42.902	10:48:58.009	3:15.107	3:15.107		
2	10:58:25.767	10:58:25.767	11:00:14.094	1:48.327	5:03.434		
3	11:02:34.364	11:02:34.364	11:03:13.648	39.284	5:42.718		

74 Victor Blugeon PRO Pierre Martinet by Alméras
Porsche

Nr.	In Day Time	In Time	Out Time	Pit Time	T. Pit Time	Handicap	Penalty
1	10:48:29.222	10:48:29.222	10:51:40.133	3:10.911	3:10.911		
2	10:57:24.048	10:57:24.048	11:01:17.869	3:53.821	7:04.732		

85 Hugo Chevalier PRO CLRT
Porsche

Nr.	In Day Time	In Time	Out Time	Pit Time	T. Pit Time	Handicap	Penalty
1	10:48:55.973	10:48:55.973	10:53:06.260	4:10.287	4:10.287		
2	11:06:37.410	11:06:37.410	11:09:56.165	3:18.755	7:29.042		



Circuit de Barcelona
Porsche Carrera Cup France
Free Practice - 1
Pit Stop Analysis



87

Richard Wagner PRO BWT Lechner Racing

Porsche

Nr.	In Day Time	In Time	Out Time	Pit Time	T. Pit Time	Handicap	Penalty
1	10:42:55.380	10:42:55.380	10:43:19.588	24.208	24.208		
2	10:54:48.293	10:54:48.293	10:58:44.984	3:56.691	4:20.899		

88

Stéphane Denoual PROAM Martinet by Alméras

Porsche

Nr.	In Day Time	In Time	Out Time	Pit Time	T. Pit Time	Handicap	Penalty
1	10:59:06.853	10:59:06.853	11:03:34.167	4:27.314	4:27.314		

91

Jaxon Evans PRO BWT Lechner Racing

Porsche

Nr.	In Day Time	In Time	Out Time	Pit Time	T. Pit Time	Handicap	Penalty
1	10:53:07.540	10:53:07.540	10:57:27.021	4:19.481	4:19.481		

888

François Lansard AM CLRT

Porsche

Nr.	In Day Time	In Time	Out Time	Pit Time	T. Pit Time	Handicap	Penalty
1	10:48:22.504	10:48:22.504	10:53:01.279	4:38.775	4:38.775		
2	10:57:30.939	10:57:30.939	11:02:29.597	4:58.658	9:37.433		

911

Christophe Lapiere PROAM Sébastien Loeb Racing

Porsche

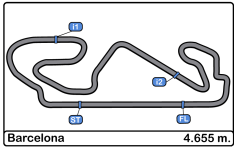
Nr.	In Day Time	In Time	Out Time	Pit Time	T. Pit Time	Handicap	Penalty
1	10:48:24.662	10:48:24.662	10:51:00.581	2:35.919	2:35.919		
2	11:06:36.032	11:06:36.032	11:08:57.662	2:21.630	4:57.549		

991

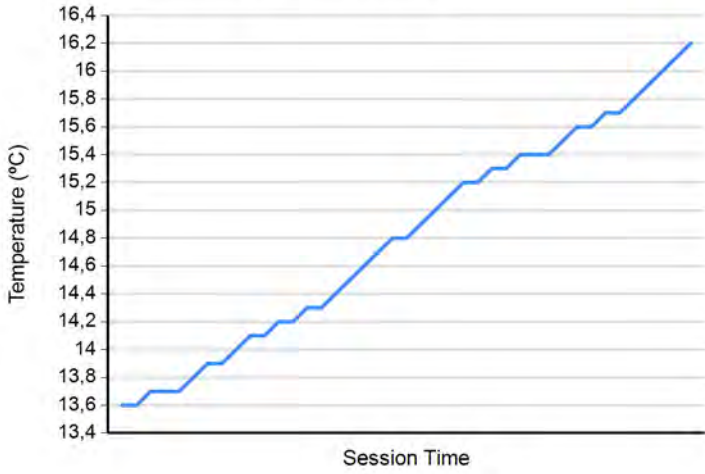
Ugo Gazil PRO Pierre Martinet by Alméras

Porsche

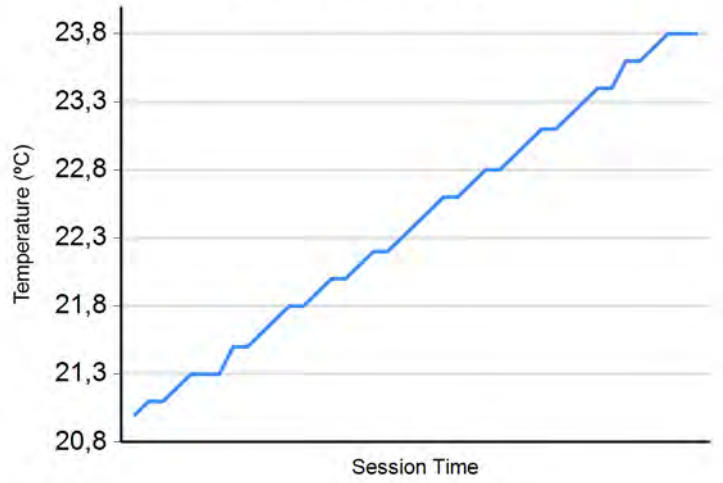
Nr.	In Day Time	In Time	Out Time	Pit Time	T. Pit Time	Handicap	Penalty
1	10:50:01.495	10:50:01.495	10:53:32.142	3:30.647	3:30.647		
2	11:06:46.213	11:06:46.213	11:09:14.851	2:28.638	5:59.285		



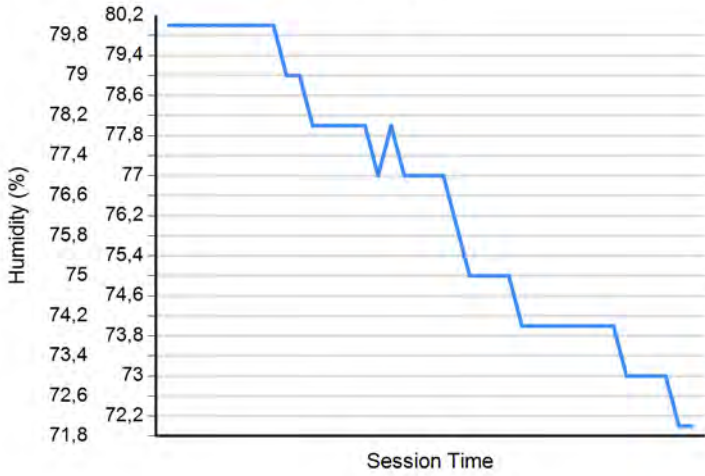
Air Temperature



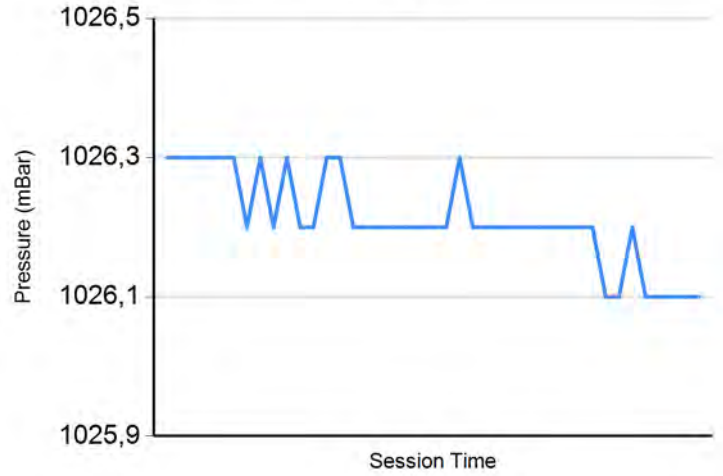
Track Temperature



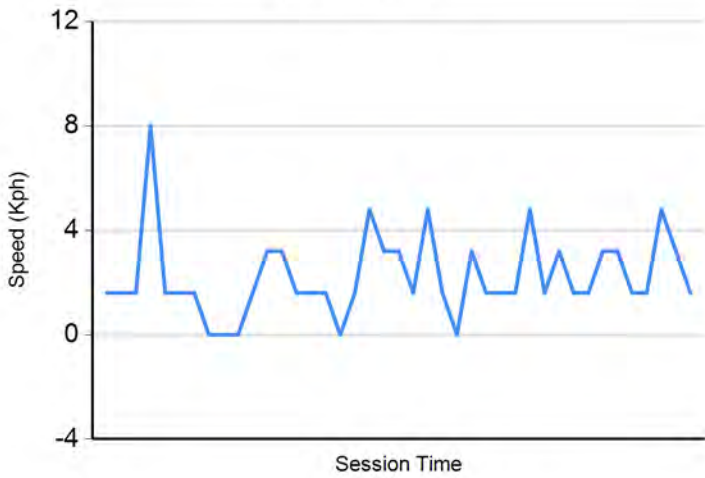
Humidity



Pressure

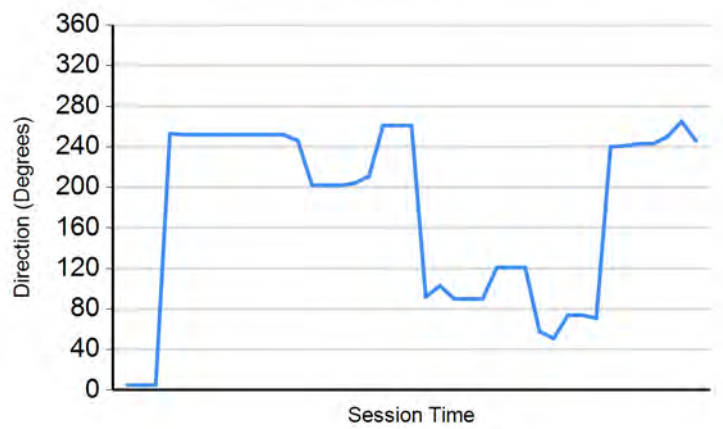


Wind Speed



Wind direction

North = 0°/360° Est = 90° South = 180° West = 270°





Circuit de Barcelona
Porsche Carrera Cup France
Free Practice - 2
Provisional Results




Cls	Nº	Driver	Nat	Team	Class	Cls	Laps	Best	Time	Gap	Interval	Km/h
1	69	Florian Latorre	FRA	CLRT	PRO	1	17	10	1:49.567			152.9
2	85	Hugo Chevalier	FRA	CLRT	PRO	2	19	5	1:49.599	0.032	0.032	152.9
3	1	Ayhancan Güven	TUR	Martinet by Alméras	PRO	3	21	5	1:49.704	0.137	0.105	152.7
4	91	Jaxon Evans	NZL	BWT Lechner Racing	PRO	4	17	12	1:49.717	0.150	0.013	152.7
5	5	Adam Eteki	FRA	CLRT	PRO	5	16	8	1:49.750	0.183	0.033	152.6
6	23	Marvin Klein	FRA	Martinet by Alméras	PRO	6	15	4	1:50.049	0.482	0.299	152.2
7	87	Richard Wagner	DEU	BWT Lechner Racing	PRO	7	15	4	1:50.151	0.584	0.102	152.1
8	27	Jean-Baptiste Simmenauer	FRA	BWT Lechner Racing	PRO	8	16	4	1:50.159	0.592	0.008	152.1
9	991	Ugo Gazil	FRA	Pierre Martinet by Alméras	PRO	9	19	4	1:50.195	0.628	0.036	152.0
10	74	Victor Blugeon	FRA	Pierre Martinet by Alméras	PRO	10	18	5	1:50.198	0.631	0.003	152.0
11	20	Victor Weyrich	FRA	Pierre Martinet by Alméras	PRO	11	19	5	1:50.392	0.825	0.194	151.8
12	55	Nicolas Misslin	FRA	BWT Lechner Racing	PROAM	1	17	10	1:50.684	1.117	0.292	151.4
13	33	Evan Spenle	FRA	Sébastien Loeb Racing	PRO	12	20	11	1:51.004	1.437	0.320	150.9
14	911	Christophe Lapierre	FRA	Sébastien Loeb Racing	PROAM	2	19	13	1:51.029	1.462	0.025	150.9
15	26	Emil Caumes	FRA	CLRT	AM	1	17	13	1:51.056	1.489	0.027	150.8
16	11	Sylvain Noël	FRA	Racing Technology	PROAM	3	18	12	1:51.420	1.853	0.364	150.4
17	88	Stéphane Denoual	FRA	Martinet by Alméras	PROAM	4	19	5	1:51.612	2.045	0.192	150.1
18	30	Roland Berville	FRA	Pierre Martinet by Alméras	PROAM	5	20	7	1:51.749	2.182	0.137	149.9
19	7	Jérôme Boullery	FRA	Racing Technology	PROAM	6	18	6	1:51.824	2.257	0.075	149.8
20	59	Maxence Maurice	FRA	IMSA Performance	AM	2	19	3	1:52.065	2.498	0.241	149.5
21	4	Mathieu Blaise	FRA	Racing Technology	AM	3	15	6	1:52.171	2.604	0.106	149.3
22	888	François Lansard	FRA	CLRT	AM	4	14	5	1:52.202	2.635	0.031	149.3
23	44	Franck Leherpeur	FRA	Racing Technology	AM	5	19	13	1:52.726	3.159	0.524	148.6

CAR 4 LAP 5 DELETED TRACK LIMITS AT T15
 CAR 91 LAP 13 DELETED TRACK LIMITS AT T15
 CAR 87 LAP 13 DELETED TRACK LIMITS AT T15

Published at:.....

Track Temp: **31.3 °C** Air Temp: **24.0 °C** Humidity: **47 %** Track Status: **DRY**

Stewards:	Race Director:	Timekeeper: 
------------------	-----------------------	---



Circuito de Barcelona
Porsche Carrera Cup France
Free Practice - 2
Provisional Results by Class



Cls	Nº	Driver	Nat	Team	Class	Cls	Laps	Best	Time	Gap	Interval	Km/h
AM												
1	26	Emil Caumes	FRA	CLRT	AM	1	17	13	1:51.056			150.8
2	59	Maxence Maurice	FRA	IMSA Performance	AM	2	19	3	1:52.065	1.009	1.009	149.5
3	4	Mathieu Blaise	FRA	Racing Technology	AM	3	15	6	1:52.171	1.115	0.106	149.3
4	888	François Lansard	FRA	CLRT	AM	4	14	5	1:52.202	1.146	0.031	149.3
5	44	Franck Leherpeur	FRA	Racing Technology	AM	5	19	13	1:52.726	1.670	0.524	148.6

Published at:.....

Track Temp: 31.3 °C Air Temp: 24.0 °C Humidity: 47 % Track Status: DRY

Stewards:

Race Director:

Timekeeper:



Circuit de Barcelona
Porsche Carrera Cup France
Free Practice - 2
Provisional Results by Class



Cls	Nº	Driver	Nat	Team	Class	Cls	Laps	Best	Time	Gap	Interval	Km/h
PRO												
1	69	Florian Latorre	FRA	CLRT	PRO	1	17	10	1:49.567			152.9
2	85	Hugo Chevalier	FRA	CLRT	PRO	2	19	5	1:49.599	0.032	0.032	152.9
3	1	Ayhancan Güven	TUR	Martinet by Alméras	PRO	3	21	5	1:49.704	0.137	0.105	152.7
4	91	Jaxon Evans	NZL	BWT Lechner Racing	PRO	4	17	12	1:49.717	0.150	0.013	152.7
5	5	Adam Eteki	FRA	CLRT	PRO	5	16	8	1:49.750	0.183	0.033	152.6
6	23	Marvin Klein	FRA	Martinet by Alméras	PRO	6	15	4	1:50.049	0.482	0.299	152.2
7	87	Richard Wagner	DEU	BWT Lechner Racing	PRO	7	15	4	1:50.151	0.584	0.102	152.1
8	27	Jean-Baptiste Simmenauer	FRA	BWT Lechner Racing	PRO	8	16	4	1:50.159	0.592	0.008	152.1
9	991	Ugo Gazil	FRA	Pierre Martinet by Alméras	PRO	9	19	4	1:50.195	0.628	0.036	152.0
10	74	Victor Blugeon	FRA	Pierre Martinet by Alméras	PRO	10	18	5	1:50.198	0.631	0.003	152.0
11	20	Victor Weyrich	FRA	Pierre Martinet by Alméras	PRO	11	19	5	1:50.392	0.825	0.194	151.8
12	33	Evan Spence	FRA	Sébastien Loeb Racing	PRO	12	20	11	1:51.004	1.437	0.612	150.9

Published at:.....

Track Temp: **31.3 °C** Air Temp: **24.0 °C** Humidity: **47 %** Track Status: **DRY**

Stewards:

Race Director:

Timekeeper:



Circuito de Barcelona
Porsche Carrera Cup France
Free Practice - 2
Provisional Results by Class



Cls	Nº	Driver	Nat	Team	Class	Cls	Laps	Best	Time	Gap	Interval	Km/h
PROAM												
1	55	Nicolas Misslin	FRA	BWT Lechner Racing	PROAM	1	17	10	1:50.684			151.4
2	911	Christophe Lapierre	FRA	Sébastien Loeb Racing	PROAM	2	19	13	1:51.029	0.345	0.345	150.9
3	11	Sylvain Noël	FRA	Racing Technology	PROAM	3	18	12	1:51.420	0.736	0.391	150.4
4	88	Stéphane Denoual	FRA	Martinet by Alméras	PROAM	4	19	5	1:51.612	0.928	0.192	150.1
5	30	Roland Berville	FRA	Pierre Martinet by Alméras	PROAM	5	20	7	1:51.749	1.065	0.137	149.9
6	7	Jérôme Boullery	FRA	Racing Technology	PROAM	6	18	6	1:51.824	1.140	0.075	149.8

Published at:.....

Track Temp: **31.3 °C** Air Temp: **24.0 °C** Humidity: **47 %** Track Status: **DRY**

Stewards:

Race Director:

Timekeeper:



Circuito de Barcelona
Porsche Carrera Cup France
Free Practice - 2



Provisional 2 Fastest Lap Results

Cls	Nº	Driver	Nat	Team	Class	Cls	Laps	Best	Time	Gap	Interval	Km/h
1	85	Hugo Chevalier	FRA	CLRT	PRO	1	19	4	1:49.636			152.9
2	69	Florian Latorre	FRA	CLRT	PRO	2	17	4	1:49.648	0.012	0.012	152.9
3	91	Jaxon Evans	NZL	BWT Lechner Racing	PRO	3	17	9	1:49.728	0.092	0.080	152.7
4	5	Adam Eteki	FRA	CLRT	PRO	4	16	9	1:49.888	0.252	0.160	152.6
5	1	Ayhancan Güven	TUR	Martinet by Alméras	PRO	5	21	10	1:49.986	0.350	0.098	152.7
6	23	Marvin Klein	FRA	Martinet by Alméras	PRO	6	15	6	1:50.184	0.548	0.198	152.2
7	27	Jean-Baptiste Simmenauer	FRA	BWT Lechner Racing	PRO	7	16	5	1:50.259	0.623	0.075	152.1
8	87	Richard Wagner	DEU	BWT Lechner Racing	PRO	8	15	3	1:50.401	0.765	0.142	152.1
9	20	Victor Weyrich	FRA	Pierre Martinet by Alméras	PRO	9	19	4	1:50.471	0.835	0.070	151.8
10	74	Victor Blugeon	FRA	Pierre Martinet by Alméras	PRO	10	18	3	1:50.519	0.883	0.048	152.0
11	991	Ugo Gazil	FRA	Pierre Martinet by Alméras	PRO	11	19	7	1:50.600	0.964	0.081	152.0
12	55	Nicolas Misslin	FRA	BWT Lechner Racing	PROAM	1	17	12	1:50.742	1.106	0.142	151.4
13	33	Evan Spenle	FRA	Sébastien Loeb Racing	PRO	12	20	13	1:51.265	1.629	0.523	150.9
14	26	Emil Caumes	FRA	CLRT	AM	1	17	11	1:51.334	1.698	0.069	150.8
15	911	Christophe Lapierre	FRA	Sébastien Loeb Racing	PROAM	2	19	17	1:51.336	1.700	0.002	150.9
16	11	Sylvain Noël	FRA	Racing Technology	PROAM	3	18	6	1:51.422	1.786	0.086	150.4
17	88	Stéphane Denoual	FRA	Martinet by Alméras	PROAM	4	19	6	1:51.675	2.039	0.253	150.1
18	7	Jérôme Boullery	FRA	Racing Technology	PROAM	5	18	5	1:51.856	2.220	0.181	149.8
19	4	Mathieu Blaise	FRA	Racing Technology	AM	2	15	12	1:52.222	2.586	0.366	149.3
20	59	Maxence Maurice	FRA	IMSA Performance	AM	3	19	7	1:52.284	2.648	0.062	149.5
21	888	François Lansard	FRA	CLRT	AM	4	14	10	1:52.320	2.684	0.036	149.3
22	30	Roland Berville	FRA	Pierre Martinet by Alméras	PROAM	6	20	8	1:52.405	2.769	0.085	149.9
23	44	Franck Leherpeur	FRA	Racing Technology	AM	5	19	14	1:52.945	3.309	0.540	148.6

CAR 4 LAP 5 DELETED TRACK LIMITS AT T15
 CAR 91 LAP 13 DELETED TRACK LIMITS AT T15
 CAR 87 LAP 13 DELETED TRACK LIMITS AT T15

Published at:..... Track Temp: **31.3 °C** Air Temp: **24.0 °C** Humidity: **47 %** Track Status: **DRY**

Stewards:	Race Director:	Timekeeper:
------------------	-----------------------	------------------------



Circuito de Barcelona
 Porsche Carrera Cup France
 Free Practice - 2
 Lap Analysis



1 Ayhancan Güven							5 Adam Eteki								
PRO							CLRT								
Lap	D	Time	Sector 1	Sector 2	Sector 3	T. Spd	Elapsed	Lap	D	Time	Sector 1	Sector 2	Sector 3	T. Spd	Elapsed
1		14:35:17.297 P	14:33:09.918	1:09.712	57.667	84.1	14:35:17.297	1		14:34:23.930	14:33:03.279	43.465	37.186	87.0	14:34:23.930
2		2:49.919 P	1:05.694	51.626	52.599	128.1	14:38:07.216	2		1:50.680	31.730	42.416	36.534	267.3	14:36:14.610
3		2:21.234	1:01.964	42.744	36.526	186.8	14:40:28.450	3		1:50.563	31.514	42.214	36.835	269.3	14:38:05.173
4		1:50.025	31.454	42.328	36.243	270.0	14:42:18.475	4		1:50.571	31.534	42.381	36.656	270.6	14:39:55.744
5		1:49.704	31.305	42.188	36.211	270.6	14:44:08.179	5		1:57.529 P	31.542	42.405	43.582	271.3	14:41:53.273
6		1:50.048	31.393	42.431	36.224	270.0	14:45:58.227	6		7:47.828	6:17.279	50.898	39.651	144.7	14:49:41.101
7		1:50.148	31.398	42.214	36.536	268.6	14:47:48.375	7		1:51.660	32.802	42.598	36.260	251.1	14:51:32.761
8		1:50.068	31.473	42.351	36.244	268.6	14:49:38.443	8		1:49.750	31.436	42.089	36.225	267.9	14:53:22.511
9		1:50.071	31.552	42.278	36.241	267.9	14:51:28.514	9		1:49.888	31.367	42.255	36.266	268.6	14:55:12.399
10		1:49.986	31.504	42.303	36.179	268.6	14:53:18.500	10		1:50.464	31.492	42.432	36.540	270.0	14:57:02.863
11		1:50.252	31.591	42.343	36.318	268.6	14:55:08.752	11		1:50.548	31.485	42.507	36.556	270.6	14:58:53.411
12		1:50.641	31.662	42.621	36.358	270.0	14:56:59.393	12		1:56.112 P	31.503	42.593	42.016	270.6	15:00:49.523
13		1:50.591	31.529	42.481	36.581	272.0	14:58:49.984	13		8:04.509	6:44.704	43.159	36.646	194.9	15:08:54.032
14		1:51.020	31.617	42.705	36.698	273.4	15:00:41.004	14		1:50.036	31.466	42.285	36.285	269.3	15:10:44.068
15		1:50.861	31.566	42.773	36.522	274.1	15:02:31.865	15		1:50.982	31.675	42.523	36.784	269.3	15:12:35.050
16		1:50.772	31.595	42.565	36.612	271.3	15:04:22.637	16		2:04.474 P	32.812	46.011	45.651	268.6	15:14:39.524
17		1:50.948	31.618	42.665	36.665	272.0	15:06:13.585	7 Jérôme Boullery PROAM Racing Technology							
18		1:51.581	31.768	43.046	36.767	270.6	15:08:05.166								
19		1:51.581	31.793	42.823	36.965	271.3	15:09:56.747								
20		1:51.622	31.908	42.765	36.949	270.0	15:11:48.369								
21		1:57.922 P	31.913	43.200	42.809	270.0	15:13:46.291								

4 Mathieu Blaise							7 Jérôme Boullery								
AM							PROAM								
Lap	D	Time	Sector 1	Sector 2	Sector 3	T. Spd	Elapsed	Lap	D	Time	Sector 1	Sector 2	Sector 3	T. Spd	Elapsed
1		14:35:14.630	14:33:26.984	57.534	50.112	130.7	14:35:14.630	1		14:34:56.529	14:33:17.853	55.722	42.954	131.3	14:34:56.529
2		2:07.706	37.081	51.880	38.745	197.0	14:37:22.336	2		2:02.033	35.846	47.915	38.272	214.7	14:36:58.562
3		1:57.393	32.617	43.320	41.456	266.0	14:39:19.729	3		1:53.584	32.655	43.667	37.262	257.7	14:38:52.146
4		1:52.351	31.916	43.133	37.302	269.3	14:41:12.080	4		1:54.141	32.327	44.732	37.082	267.3	14:40:46.287
5		1:52.489	31.878	43.224	37.387	270.6	14:43:04.569	5		1:51.856	31.725	42.999	37.132	268.6	14:42:38.143
6		1:52.171	31.884	42.994	37.293	268.6	14:44:56.740	6		1:51.824	31.808	42.991	37.025	269.3	14:44:29.967
7		2:05.972 P	33.890	46.238	45.844	230.2	14:47:02.712	7		1:56.600	31.950	46.839	37.811	268.6	14:46:26.567
8		5:12.545	3:50.188	44.418	37.939	156.2	14:52:15.257	8		2:06.813 P	31.846	45.470	49.497	269.3	14:48:33.380
9		1:52.592	32.086	43.090	37.416	264.7	14:54:07.849	9		5:03.458	3:42.173	43.981	37.304	183.3	14:53:36.838
10		1:52.366	32.103	42.902	37.361	264.7	14:56:00.215	10		1:52.818	31.871	43.267	37.680	267.3	14:55:29.656
11		1:53.185	32.190	43.653	37.342	266.6	14:57:53.400	11		1:52.474	31.997	43.230	37.247	267.3	14:57:22.130
12		1:52.222	32.034	43.000	37.188	266.6	14:59:45.622	12		2:19.909	58.935	43.942	37.032	268.6	14:59:42.039
13		1:52.352	31.965	43.068	37.319	267.3	15:01:37.974	13		2:07.830 P	32.042	43.832	51.956	267.3	15:01:49.869
14		1:52.242	31.874	43.160	37.208	266.6	15:03:30.216	14		4:01.226	2:36.734	46.404	38.088	109.3	15:05:51.095
15		2:09.123 P	34.913	48.303	45.907	266.6	15:05:39.339	15		1:53.192	32.142	43.695	37.355	268.6	15:07:44.287
								16		1:56.844	32.173	43.692	40.979	267.9	15:09:41.131
								17		1:52.556	32.039	43.201	37.316	267.3	15:11:33.687
								18		2:08.483 P	32.371	43.885	52.227	266.0	15:13:42.170



Circuito de Barcelona
Porsche Carrera Cup France
Free Practice - 2
Lap Analysis



11

Sylvain Noël

Porsche **23**

Marvin Klein

Porsche

PROAM

Racing Technology

PRO

Martinet by Alméras

Lap	D	Time	Sector 1	Sector 2	Sector 3	T. Spd	Elapsed	Lap	D	Time	Sector 1	Sector 2	Sector 3	T. Spd	Elapsed
1		14:35:25.054	14:33:55.185	47.590	42.279	150.0	14:35:25.054	1		14:34:22.510	14:33:01.766	43.656	37.088	82.7	14:34:22.510
2		1:55.359	33.276	44.412	37.671	241.0	14:37:20.413	2		1:50.853	31.789	42.554	36.510	264.7	14:36:13.363
3		1:58.615	32.094	44.059	42.462	267.3	14:39:19.028	3		1:50.613	31.737	42.300	36.576	266.6	14:38:03.976
4		1:51.675	31.915	42.678	37.082	268.6	14:41:10.703	4		1:50.049	31.464	42.204	36.381	267.9	14:39:54.025
5		1:51.486	31.839	42.686	36.961	269.3	14:43:02.189	5		1:50.220	31.631	42.283	36.306	269.3	14:41:44.245
6		1:51.422	31.696	42.930	36.796	268.6	14:44:53.611	6		1:50.184	31.437	42.328	36.419	270.0	14:43:34.429
7		1:51.616	31.752	42.888	36.976	269.3	14:46:45.227	7		1:57.598 P	31.617	42.489	43.492	270.0	14:45:32.027
8		2:12.120 P	36.212	48.929	46.979	247.1	14:48:57.347	8		10:23.171	8:49.515	51.750	41.906	143.6	14:55:55.198
9		8:26.773	6:52.185	52.573	42.015	158.5	14:57:24.120	9		2:00.654	34.283	47.251	39.120	223.6	14:57:55.852
10		1:58.265	35.891	44.424	37.950	192.8	14:59:22.385	10		2:05.465	35.995	46.380	43.090	194.2	15:00:01.317
11		1:52.287	32.236	43.171	36.880	266.0	15:01:14.672	11		1:57.061	34.298	45.172	37.591	202.2	15:01:58.378
12		1:51.420	31.858	42.849	36.713	267.3	15:03:06.092	12		1:51.071	31.682	42.718	36.671	271.3	15:03:49.449
13		1:51.617	31.799	42.619	37.199	268.6	15:04:57.709	13		1:50.852	31.542	42.609	36.701	272.7	15:05:40.301
14		1:52.076	31.958	42.878	37.240	269.3	15:06:49.785	14		1:50.796	31.350	42.683	36.763	272.7	15:07:31.097
15		2:11.670	36.273	52.326	43.071	230.7	15:09:01.455	15		1:57.603 P	31.462	42.918	43.223	274.1	15:09:28.700
16		1:53.760	33.411	43.018	37.331	242.1	15:10:55.215	26 Emil Caumes Porsche							
17		1:52.139	31.882	43.011	37.246	268.6	15:12:47.354	AM CLRT							
18		2:10.586 P	31.832	42.777	55.977	267.9	15:14:57.940								

20

Victor Weyrich

Porsche

PRO

Pierre Martinet by Alméras

Lap	D	Time	Sector 1	Sector 2	Sector 3	T. Spd	Elapsed	Lap	D	Time	Sector 1	Sector 2	Sector 3	T. Spd	Elapsed
1		14:34:56.230 P	14:33:13.637	52.803	49.790	127.0	14:34:56.230	1		14:34:44.550	14:33:09.065	52.020	43.465	103.8	14:34:44.550
2		2:34.443 P	1:04.046	44.662	45.735	189.4	14:37:30.673	2		1:56.903	34.104	44.634	38.165	227.3	14:36:41.453
3		2:15.399	56.089	42.574	36.736	192.1	14:39:46.072	3		1:52.466	32.276	43.076	37.114	264.7	14:38:33.919
4		1:50.471	31.777	42.436	36.258	267.3	14:41:36.543	4		1:51.893	32.144	42.849	36.900	266.0	14:40:25.812
5		1:50.392	31.593	42.339	36.460	267.3	14:43:26.935	5		1:51.442	31.684	42.727	37.031	268.6	14:42:17.254
6		1:50.766	31.703	42.604	36.459	267.3	14:45:17.701	6		1:52.234	31.605	42.994	37.635	268.6	14:44:09.488
7		1:50.670	31.559	42.523	36.588	267.3	14:47:08.371	7		1:51.438	31.687	42.766	36.985	270.6	14:46:00.926
8		1:50.710	31.697	42.448	36.565	266.6	14:48:59.081	8		2:00.693 P	31.648	42.988	46.057	270.6	14:48:01.619
9		1:50.747	31.617	42.437	36.693	266.0	14:50:49.828	9		5:09.958	3:48.563	43.805	37.590	185.2	14:53:11.577
10		1:50.809	31.634	42.622	36.553	266.0	14:52:40.637	10		1:51.949	31.927	43.130	36.892	265.3	14:55:03.526
11		1:52.384	31.767	42.526	38.091	266.6	14:54:33.021	11		1:51.334	31.785	42.840	36.709	267.9	14:56:54.860
12		1:52.410	31.840	42.815	37.755	269.3	14:56:25.431	12		1:51.707	31.783	42.934	36.990	268.6	14:58:46.567
13		1:51.448	31.888	42.637	36.923	268.6	14:58:16.879	13		1:51.056	31.500	42.659	36.897	269.3	15:00:37.623
14		1:51.441	31.824	42.599	37.018	270.0	15:00:08.320	14		1:58.237 P	31.727	42.757	43.753	271.3	15:02:35.860
15		1:51.608	31.780	42.808	37.020	270.6	15:01:59.928	15		5:15.636	3:55.182	42.996	37.458	181.5	15:07:51.496
16		1:51.756	31.660	42.909	37.187	272.0	15:03:51.684	16		1:52.556	31.862	43.050	37.644	268.6	15:09:44.052
17		1:51.641	31.835	42.896	36.910	271.3	15:05:43.325	17		1:52.015	31.797	42.882	37.336	270.6	15:11:36.067
18		1:51.927	31.764	42.963	37.200	271.3	15:07:35.252	18			31.678			269.3	
19		2:00.010 P	32.008	42.857	45.145	270.0	15:09:35.262								



Circuito de Barcelona
Porsche Carrera Cup France
Free Practice - 2
Lap Analysis



55

Nicolas Misslin

Porsche **69**

Florian Latorre

Porsche

PROAM

BWT Lechner Racing

PRO

CLRT

Lap	D	Time	Sector 1	Sector 2	Sector 3	T. Spd	Elapsed	Lap	D	Time	Sector 1	Sector 2	Sector 3	T. Spd	Elapsed
1		14:39:13.582	14:37:47.680	47.209	38.693	164.1	14:39:13.582	1		14:34:11.727	14:32:49.957	44.672	37.098	111.5	14:34:11.727
2		1:54.195	32.467	43.897	37.831	267.9	14:41:07.777	2		1:50.247	31.692	42.268	36.287	264.0	14:36:01.974
3		1:50.994	31.654	42.384	36.956	270.6	14:42:58.771	3		1:51.770	31.435	42.237	38.098	266.0	14:37:53.744
4		1:52.396	31.991	42.431	37.974	264.0	14:44:51.167	4		1:49.648	31.292	42.088	36.268	267.3	14:39:43.392
5		1:51.000	31.755	42.562	36.683	268.6	14:46:42.167	5		1:56.620 P	31.300	42.231	43.089	267.9	14:41:40.012
6		1:51.082	31.584	42.595	36.903	270.0	14:48:33.249	6		3:52.282	2:30.396	44.476	37.410	155.8	14:45:32.294
7		2:01.967 P	31.659	45.226	45.082	268.6	14:50:35.216	7		1:51.585	32.443	42.433	36.709	247.7	14:47:23.879
8		6:04.621	4:41.277	44.449	38.895	170.6	14:56:39.837	8		1:51.597	31.675	42.523	37.399	267.3	14:49:15.476
9		1:52.150	31.941	42.745	37.464	264.7	14:58:31.987	9		1:50.801	31.370	42.779	36.652	266.6	14:51:06.277
10		1:50.684	31.722	42.531	36.431	266.6	15:00:22.671	10		1:49.567	31.224	42.151	36.192	266.6	14:52:55.844
11		1:51.060	31.638	42.789	36.633	267.9	15:02:13.731	11		2:03.146 P	36.650	43.169	43.327	267.9	14:54:58.990
12		1:50.742	31.582	42.452	36.708	270.0	15:04:04.473	12		9:56.723	8:32.998	42.475	41.250	159.5	15:04:55.713
13		1:50.763	31.562	42.518	36.683	270.0	15:05:55.236	13		1:49.900	31.426	42.234	36.240	267.3	15:06:45.613
14		1:50.992	31.495	42.657	36.840	271.3	15:07:46.228	14		1:49.878	31.342	42.266	36.270	267.3	15:08:35.491
15		2:03.181 P	31.783	42.931	48.467	271.3	15:09:49.409	15		1:52.684	31.342	42.694	38.648	267.9	15:10:28.175
16		3:52.968	2:28.195	44.321	40.452	183.0	15:13:42.377	16		1:50.165	31.577	42.220	36.368	267.9	15:12:18.340
17		2:21.911 P	31.982	51.354	58.575	267.3	15:16:04.288	17		2:11.508 P	32.818	50.102	48.588	237.8	15:14:29.848

59

Maxence Maurice

Porsche **74**

Victor Blugeon

Porsche

AM

IMSA Performance

PRO

Pierre Martinet by Alméras

Lap	D	Time	Sector 1	Sector 2	Sector 3	T. Spd	Elapsed	Lap	D	Time	Sector 1	Sector 2	Sector 3	T. Spd	Elapsed
1		14:35:10.795	14:33:25.751	56.652	48.392	136.5	14:35:10.795	1		14:34:54.392 P	14:33:07.439	52.745	54.208	72.8	14:34:54.392
2		1:56.192	33.582	43.946	38.664	238.4	14:37:06.987	2		2:35.529	1:15.288	43.296	36.945	186.5	14:37:29.921
3		1:52.065	31.783	42.842	37.440	268.6	14:38:59.052	3		1:50.519	31.717	42.425	36.377	267.3	14:39:20.440
4		1:55.763	32.362	44.106	39.295	268.6	14:40:54.815	4		2:02.421	31.550	50.495	40.376	272.7	14:41:22.861
5		1:52.595	32.416	43.046	37.133	270.0	14:42:47.410	5		1:50.198	31.460	42.406	36.332	267.3	14:43:13.059
6		1:58.859	31.941	43.587	43.331	271.3	14:44:46.269	6		1:51.015	31.462	43.143	36.410	267.9	14:45:04.074
7		1:52.284	32.047	42.764	37.473	270.0	14:46:38.553	7		1:51.057	31.475	42.657	36.925	269.3	14:46:55.131
8		2:06.300 P	32.601	45.740	47.959	265.3	14:48:44.853	8		1:50.779	31.576	42.593	36.610	267.9	14:48:45.910
9		3:45.580	2:24.349	43.637	37.594	189.8	14:52:30.433	9		1:50.715	31.678	42.533	36.504	267.9	14:50:36.625
10		1:52.849	32.041	42.830	37.978	266.6	14:54:23.282	10		1:50.915	31.751	42.445	36.719	266.0	14:52:27.540
11		1:53.086	32.313	43.206	37.567	267.3	14:56:16.368	11		1:51.002	31.722	42.697	36.583	266.6	14:54:18.542
12		1:53.214	32.090	43.421	37.703	271.3	14:58:09.582	12		1:56.180	36.321	43.191	36.668	267.9	14:56:14.722
13		1:52.639	31.993	43.054	37.592	272.0	15:00:02.221	13		1:51.384	31.597	42.843	36.944	270.0	14:58:06.106
14		1:53.078	32.047	43.470	37.561	270.6	15:01:55.299	14		1:51.262	31.845	42.663	36.754	269.3	14:59:57.368
15		2:00.431	32.016	49.258	39.157	269.3	15:03:55.730	15		1:51.440	31.635	42.868	36.937	269.3	15:01:48.808
16		1:59.642 P	32.036	43.909	43.697	269.3	15:05:55.372	16		1:51.547	31.762	42.923	36.862	270.6	15:03:40.355
17		2:47.577	1:25.607	44.061	37.909	164.8	15:08:42.949	17		1:52.949	32.304	43.387	37.258	270.6	15:05:33.304
18		1:53.938	32.461	43.367	38.110	268.6	15:10:36.887	18		2:00.273 P	32.034	43.413	44.826	272.0	15:07:33.577
19		2:15.501 P	32.196	43.192	1:00.113	269.3	15:12:52.388								



Circuito de Barcelona
Porsche Carrera Cup France
Free Practice - 2
Lap Analysis



85

Hugo Chevalier

Porsche **88**

Stéphane Denoual

Porsche

PRO CLRT PROAM Martinet by Alméras

Lap	D	Time	Sector 1	Sector 2	Sector 3	T. Spd	Elapsed	Lap	D	Time	Sector 1	Sector 2	Sector 3	T. Spd	Elapsed
1		14:34:23.065 P	14:32:51.476	46.412	45.177	137.5	14:34:23.065	1		14:35:19.840 P	14:33:19.779	1:00.960	59.101	109.6	14:35:19.840
2		3:51.451 P	2:20.073	43.258	48.120	177.6	14:38:14.516	2		2:50.645 P	1:05.736	52.220	52.689	140.6	14:38:10.485
3		3:26.993	2:08.125	42.464	36.404	183.9	14:41:41.509	3		2:36.799	1:13.987	45.248	37.564	186.5	14:40:47.284
4		1:49.636	<u>31.255</u>	<u>42.142</u>	36.239	267.3	14:43:31.145	4		1:52.190	31.879	43.263	37.048	268.6	14:42:39.474
5		<u>1:49.599</u>	31.310	42.178	<u>36.111</u>	267.9	14:45:20.744	5		<u>1:51.612</u>	<u>31.584</u>	<u>42.995</u>	37.033	270.0	14:44:31.086
6		1:49.781	31.398	42.209	36.174	269.3	14:47:10.525	6		1:51.675	31.744	43.032	<u>36.899</u>	270.0	14:46:22.761
7		1:49.782	31.324	42.189	36.269	270.0	14:49:00.307	7		1:52.212	32.068	43.113	37.031	267.9	14:48:14.973
8		1:50.143	31.532	42.257	36.354	269.3	14:50:50.450	8		1:52.607	32.045	43.133	37.429	267.3	14:50:07.580
9		1:50.612	31.501	42.443	36.668	270.6	14:52:41.062	9		1:52.120	31.990	43.134	36.996	265.3	14:51:59.700
10		1:51.220	31.603	42.633	36.984	272.0	14:54:32.282	10		1:52.817	31.920	43.597	37.300	266.6	14:53:52.517
11		1:50.813	31.568	42.690	36.555	267.3	14:56:23.095	11		1:52.626	32.165	43.260	37.201	266.0	14:55:45.143
12		1:51.093	31.563	42.689	36.841	268.6	14:58:14.188	12		1:52.692	32.096	43.347	37.249	266.0	14:57:37.835
13		1:51.268	31.646	42.925	36.697	270.0	15:00:05.456	13		1:53.679	32.660	43.601	37.418	266.6	14:59:31.514
14		1:51.179	31.559	42.793	36.827	270.6	15:01:56.635	14		1:52.849	32.068	43.747	37.034	266.6	15:01:24.363
15		1:51.454	31.666	43.010	36.778	271.3	15:03:48.089	15		1:53.383	32.361	43.643	37.379	267.9	15:03:17.746
16		1:51.211	31.637	42.777	36.797	270.0	15:05:39.300	16		1:52.911	32.206	43.242	37.463	266.6	15:05:10.657
17		1:51.239	31.540	42.752	36.947	271.3	15:07:30.539	17		1:53.425	32.374	43.639	37.412	267.9	15:07:04.082
18		1:51.562	31.617	42.886	37.059	270.0	15:09:22.101	18		1:54.998	33.456	43.915	37.627	267.9	15:08:59.080
19		1:58.387 P	31.904	42.793	43.690	269.3	15:11:20.488	19		2:02.853 P	32.902	44.394	45.557	268.6	15:11:01.933

87

Richard Wagner

Porsche **91**

Jaxon Evans

Porsche

PRO BWT Lechner Racing PRO BWT Lechner Racing

Lap	D	Time	Sector 1	Sector 2	Sector 3	T. Spd	Elapsed	Lap	D	Time	Sector 1	Sector 2	Sector 3	T. Spd	Elapsed
1		14:39:11.656	14:37:46.762	46.389	38.505	163.6	14:39:11.656	1		14:35:00.127	14:33:10.406	1:04.530	45.191	83.9	14:35:00.127
2		1:54.624	33.097	44.135	37.392	242.6	14:41:06.280	2		2:03.246	37.201	47.517	38.528	217.7	14:37:03.373
3		1:50.401	31.696	42.327	36.378	268.6	14:42:56.681	3		2:03.080	33.131	50.893	39.056	267.9	14:39:06.453
4		<u>1:50.151</u>	31.722	<u>42.187</u>	<u>36.242</u>	268.6	14:44:46.832	4		1:51.854	32.202	42.440	37.212	268.6	14:40:58.307
5		1:56.768	32.215	44.734	39.819	272.7	14:46:43.600	5		2:03.555 P	31.600	45.648	46.307	271.3	14:43:01.862
6		1:50.652	31.583	42.430	36.639	271.3	14:48:34.252	6		6:01.592	4:35.074	48.020	38.498	114.5	14:49:03.454
7		1:58.778 P	31.638	43.165	43.975	270.6	14:50:33.030	7		1:51.572	31.950	42.928	36.694	262.1	14:50:55.026
8		5:34.682	4:07.478	48.378	38.826	177.0	14:56:07.712	8		1:49.816	31.396	<u>42.212</u>	36.208	267.9	14:52:44.842
9		1:55.249	32.764	43.914	38.571	264.0	14:58:02.961	9		1:49.728	31.349	42.215	36.164	268.6	14:54:34.570
10		1:51.088	31.982	42.411	36.695	267.9	14:59:54.049	10		1:58.017 P	31.286	42.491	44.240	271.3	14:56:32.587
11		1:51.759	31.992	43.050	36.717	271.3	15:01:45.808	11		3:59.349	2:40.157	42.590	36.602	191.1	15:00:31.936
12		1:50.603	31.658	42.477	36.468	269.3	15:03:36.411	12		<u>1:49.717</u>	31.414	42.247	<u>36.056</u>	270.0	15:02:21.653
13		1:50.330	31.597	42.265	36.468	270.0	15:05:26.741	13		1:50.115	<u>31.161</u>	42.446	36.508	270.6	15:04:11.768
14		1:50.718	<u>31.562</u>	42.591	36.565	269.3	15:07:17.459	14		1:50.195	31.397	42.381	36.417	270.0	15:06:01.963
15		1:55.689 P	31.739	42.461	41.489	269.3	15:09:13.148	15		1:50.166	31.294	42.394	36.478	270.0	15:07:52.129
								16		1:51.091	31.551	42.833	36.707	272.7	15:09:43.220
								17		2:03.281 P	33.900	43.633	45.748	270.6	15:11:46.501



Circuito de Barcelona
Porsche Carrera Cup France
Free Practice - 2
Lap Analysis



888

François Lansard

Porsche

991

Ugo Gazil

Porsche

AM

CLRT

PRO

Pierre Martinet by Alméras

Lap	D	Time	Sector 1	Sector 2	Sector 3	T. Spd	Elapsed	Lap	D	Time	Sector 1	Sector 2	Sector 3	T. Spd	Elapsed
1		14:35:18.485	14:33:32.707	58.766	47.012	124.4	14:35:18.485	1		14:34:46.891 P	14:33:06.125	51.928	48.838	84.3	14:34:46.891
2		1:55.575	33.533	44.447	37.595	252.3	14:37:14.060	2		2:40.539 P	1:01.536	47.806	51.197	135.1	14:37:27.430
3		1:52.955	32.397	43.257	37.301	267.9	14:39:07.015	3		2:43.084	1:23.864	42.755	36.465	184.6	14:40:10.514
4		1:52.562	32.046	43.406	<u>37.110</u>	272.0	14:40:59.577	4		<u>1:50.195</u>	<u>31.465</u>	<u>42.351</u>	<u>36.379</u>	267.3	14:42:00.709
5		<u>1:52.202</u>	31.802	<u>43.181</u>	37.219	272.0	14:42:51.779	5		1:51.198	31.951	42.492	36.755	267.3	14:43:51.907
6		1:53.066	32.019	43.581	37.466	270.6	14:44:44.845	6		1:50.780	31.546	42.493	36.741	267.3	14:45:42.687
7		2:05.054 P	32.403	43.992	48.659	269.3	14:46:49.899	7		1:50.600	31.487	42.522	36.591	267.3	14:47:33.287
8		9:53.192	8:29.692	44.925	38.575	187.8	14:56:43.091	8		1:50.621	31.671	42.441	36.509	267.9	14:49:23.908
9		1:53.388	32.384	43.584	37.420	264.7	14:58:36.479	9		1:50.954	31.591	42.634	36.729	266.6	14:51:14.862
10		1:52.320	31.949	43.187	37.184	267.9	15:00:28.799	10		1:51.001	31.689	42.632	36.680	267.9	14:53:05.863
11		1:52.451	<u>31.791</u>	43.265	37.395	267.9	15:02:21.250	11		1:51.137	31.688	42.609	36.840	267.3	14:54:57.000
12		1:58.215	33.135	47.426	37.654	236.8	15:04:19.465	12		1:51.351	31.998	42.531	36.822	267.3	14:56:48.351
13		1:53.240	31.899	43.657	37.684	270.6	15:06:12.705	13		1:51.363	31.701	42.842	36.820	268.6	14:58:39.714
14		2:18.342 P	35.789	48.384	54.169	192.1	15:08:31.047	14		1:53.479	33.669	43.071	36.739	270.0	15:00:33.193
15								15		1:51.752	31.614	42.680	37.458	272.7	15:02:24.945
16								16		1:52.037	31.506	43.227	37.304	270.6	15:04:16.982
17								17		1:51.861	31.570	43.011	37.280	270.0	15:06:08.843
18								18		1:51.676	31.811	42.861	37.004	268.6	15:08:00.519
19								19		2:04.907 P	32.195	44.548	48.164	268.6	15:10:05.426

911

Christophe Lapierre

Porsche

PROAM

Sébastien Loeb Racing

Lap	D	Time	Sector 1	Sector 2	Sector 3	T. Spd	Elapsed
1		14:34:59.824	14:33:11.024	1:03.244	45.556	114.0	14:34:59.824
2		2:10.474	38.599	48.503	43.372	204.5	14:37:10.298
3		1:53.074	32.545	43.267	37.262	267.3	14:39:03.372
4		1:52.763	32.080	43.438	37.245	267.9	14:40:56.135
5		1:52.100	31.899	43.140	37.061	270.6	14:42:48.235
6		2:07.804	32.024	54.377	41.403	272.0	14:44:56.039
7		1:52.908	32.504	43.173	37.231	269.3	14:46:48.947
8		1:52.496	32.082	43.438	36.976	268.6	14:48:41.443
9		2:16.424 P	36.950	44.866	54.608	206.5	14:50:57.867
10		4:01.795	2:36.018	44.505	41.272	117.5	14:54:59.662
11		1:58.044	37.176	43.592	37.276	264.0	14:56:57.706
12		1:51.595	32.131	42.942	<u>36.522</u>	267.3	14:58:49.301
13		<u>1:51.029</u>	31.692	42.750	36.587	270.0	15:00:40.330
14		2:10.728 P	33.628	43.700	53.400	270.6	15:02:51.058
15		4:00.027	2:37.280	45.481	37.266	197.4	15:06:51.085
16		1:57.186	33.720	44.718	38.748	269.3	15:08:48.271
17		1:51.336	31.740	<u>42.688</u>	36.908	267.9	15:10:39.607
18		1:51.440	<u>31.628</u>	42.917	36.895	270.0	15:12:31.047
19		2:30.867 P	37.923	50.172	1:02.772	196.3	15:15:01.914



Circuito de Barcelona
Porsche Carrera Cup France
Free Practice - 2
Best Sectors Results



Sector - 1			Sector - 2			Sector - 3			Ideal Lap vs Best Lap						
Clas	Nº	Driver	Time	Nº	Driver	Time	Nº	Driver	Time	Clas	Nº	Driver	Ideal Lap	Best Lap	Clas
1	91	Jaxon Evans	31.161	69	Florian Latorre	42.088	91	Jaxon Evans	36.056	1	91	Jaxon Evans	1:49.429	1:49.717	4
2	69	Florian Latorre	31.224	5	Adam Eteki	42.089	85	Hugo Chevalier	36.111	2	69	Florian Latorre	1:49.504	1:49.567	1
3	85	Hugo Chevalier	31.255	85	Hugo Chevalier	42.142	1	Ayhancan Güven	36.179	3	85	Hugo Chevalier	1:49.508	1:49.599	2
4	1	Ayhancan Güven	31.305	87	Richard Wagner	42.187	69	Florian Latorre	36.192	4	1	Ayhancan Güven	1:49.672	1:49.704	3
5	27	Jean-Baptiste	31.345	1	Ayhancan Güven	42.188	5	Adam Eteki	36.225	5	5	Adam Eteki	1:49.681	1:49.750	5
6	23	Marvin Klein	31.350	23	Marvin Klein	42.204	87	Richard Wagner	36.242	6	23	Marvin Klein	1:49.860	1:50.049	6
7	5	Adam Eteki	31.367	91	Jaxon Evans	42.212	20	Victor Weyrich	36.258	7	27	Jean-Baptiste	1:49.935	1:50.159	8
8	74	Victor Blugeon	31.460	27	Jean-Baptiste	42.234	23	Marvin Klein	36.306	8	87	Richard Wagner	1:49.991	1:50.151	7
9	99	Ugo Gazil	31.465	20	Victor Weyrich	42.339	74	Victor Blugeon	36.332	9	20	Victor Weyrich	1:50.156	1:50.392	11
10	55	Nicolas Misslin	31.495	991	Ugo Gazil	42.351	27	Jean-Baptiste	36.356	10	991	Ugo Gazil	1:50.195	1:50.195	9
11	26	Emil Caumes	31.500	55	Nicolas Misslin	42.384	991	Ugo Gazil	36.379	11	74	Victor Blugeon	1:50.198	1:50.198	10
12	20	Victor Weyrich	31.559	74	Victor Blugeon	42.406	55	Nicolas Misslin	36.431	12	55	Nicolas Misslin	1:50.310	1:50.684	12
13	87	Richard Wagner	31.562	33	Evan Spenle	42.606	911	Christophe Lapierre	36.522	13	33	Evan Spenle	1:50.778	1:51.004	13
14	33	Evan Spenle	31.576	11	Sylvain Noël	42.619	33	Evan Spenle	36.596	14	911	Christophe Lapierre	1:50.838	1:51.029	14
15	88	Stéphane Denoual	31.584	26	Emil Caumes	42.659	26	Emil Caumes	36.709	15	26	Emil Caumes	1:50.868	1:51.056	15
16	91	Christophe Lapierre	31.628	911	Christophe Lapierre	42.688	11	Sylvain Noël	36.713	16	11	Sylvain Noël	1:51.028	1:51.420	16
17	11	Sylvain Noël	31.696	59	Maxence Maurice	42.764	88	Stéphane Denoual	36.899	17	88	Stéphane Denoual	1:51.478	1:51.612	17
18	7	Jérôme Boullery	31.725	4	Mathieu Blaise	42.902	30	Roland Berville	36.939	18	59	Maxence Maurice	1:51.680	1:52.065	20
19	30	Roland Berville	31.748	7	Jérôme Boullery	42.991	7	Jérôme Boullery	37.025	19	7	Jérôme Boullery	1:51.741	1:51.824	19
20	59	Maxence Maurice	31.783	88	Stéphane Denoual	42.995	888	François Lansard	37.110	20	30	Roland Berville	1:51.749	1:51.749	18
21	88	François Lansard	31.791	44	Franck Leherpeur	43.007	59	Maxence Maurice	37.133	21	4	Mathieu Blaise	1:51.964	1:52.171	21
22	4	Mathieu Blaise	31.874	30	Roland Berville	43.062	4	Mathieu Blaise	37.188	22	888	François Lansard	1:52.082	1:52.202	22
23	44	Franck Leherpeur	32.064	888	François Lansard	43.181	44	Franck Leherpeur	37.362	23	44	Franck Leherpeur	1:52.433	1:52.726	23



Circuito de Barcelona
Porsche Carrera Cup France
Free Practice - 2
Best 5 Lap Times



Cls	N°	Driver	Nat	Team	Class	Best 1		Best 2		Best 3		Best 4		Best 5	
						Time	Lap	Time	Lap	Time	Lap	Time	Lap	Time	Lap
1	69	Florian Latorre	FRA	CLRT	PRO	1:49.567	10	1:49.648	4	1:49.878	14	1:49.900	13	1:50.165	16
2	85	Hugo Chevalier	FRA	CLRT	PRO	1:49.599	5	1:49.636	4	1:49.781	6	1:49.782	7	1:50.143	8
3	1	Ayhancan Güven	TUR	Martinet by AI	PRO	1:49.704	5	1:49.986	10	1:50.025	4	1:50.048	6	1:50.068	8
4	91	Jaxon Evans	NZL	BWT Lechner	PRO	1:49.717	12	1:49.728	9	1:49.816	8	1:50.166	15	1:50.195	14
5	5	Adam Eteki	FRA	CLRT	PRO	1:49.750	8	1:49.888	9	1:50.036	14	1:50.464	10	1:50.548	11
6	23	Marvin Klein	FRA	Martinet by AI	PRO	1:50.049	4	1:50.184	6	1:50.220	5	1:50.613	3	1:50.796	14
7	87	Richard Wagner	DEU	BWT Lechner	PRO	1:50.151	4	1:50.401	3	1:50.603	12	1:50.652	6	1:50.718	14
8	27	Jean-Baptiste Simmenauer	FRA	BWT Lechner	PRO	1:50.159	4	1:50.259	5	1:50.426	7	1:50.757	14	1:50.774	12
9	99	Ugo Gazil	FRA	Pierre Martinet	PRO	1:50.195	4	1:50.600	7	1:50.621	8	1:50.780	6	1:50.954	9
10	74	Victor Blugeon	FRA	Pierre Martinet	PRO	1:50.198	5	1:50.519	3	1:50.715	9	1:50.779	8	1:50.915	10
11	20	Victor Weyrich	FRA	Pierre Martinet	PRO	1:50.392	5	1:50.471	4	1:50.670	7	1:50.710	8	1:50.747	9
12	55	Nicolas Misslin	FRA	BWT Lechner	PROA	1:50.684	10	1:50.742	12	1:50.763	13	1:50.992	14	1:50.994	3
13	33	Evan Spenle	FRA	Sébastien Loe	PRO	1:51.004	11	1:51.265	13	1:51.391	15	1:51.482	14	1:51.526	19
14	91	Christophe Lapierre	FRA	Sébastien Loe	PROA	1:51.029	13	1:51.336	17	1:51.440	18	1:51.595	12	1:52.100	5
15	26	Emil Caumes	FRA	CLRT	AM	1:51.056	13	1:51.334	11	1:51.438	7	1:51.442	5	1:51.707	12
16	11	Sylvain Noël	FRA	Racing Techno	PROA	1:51.420	12	1:51.422	6	1:51.486	5	1:51.616	7	1:51.617	13
17	88	Stéphane Denoual	FRA	Martinet by AI	PROA	1:51.612	5	1:51.675	6	1:52.120	9	1:52.190	4	1:52.212	7
18	30	Roland Berville	FRA	Pierre Martinet	PROA	1:51.749	7	1:52.405	8	1:52.705	14	1:52.796	9	1:52.896	5
19	7	Jérôme Boullery	FRA	Racing Techno	PROA	1:51.824	6	1:51.856	5	1:52.474	11	1:52.556	17	1:52.818	10
20	59	Maxence Maurice	FRA	IMSA Performa	AM	1:52.065	3	1:52.284	7	1:52.595	5	1:52.639	13	1:52.849	10
21	4	Mathieu Blaise	FRA	Racing Techno	AM	1:52.171	6	1:52.222	12	1:52.242	14	1:52.351	4	1:52.352	13
22	88	François Lansard	FRA	CLRT	AM	1:52.202	5	1:52.320	10	1:52.451	11	1:52.562	4	1:52.955	3
23	44	Franck Leherpeur	FRA	Racing Techno	AM	1:52.726	13	1:52.945	14	1:53.110	16	1:53.260	15	1:53.273	18



Circuit de Barcelona
Porsche Carrera Cup France
Free Practice - 2
Best 5 Top Speeds



Cls	N°	Driver	Nat	Team	Class	Top 1		Top 2		Top 3		Top 4		Top 5		Avg
						Km/h	Lap	Km/h	Lap	Km/h	Lap	Km/h	Lap	Km/h	Lap	
1	1	Ayhancan Güven	TUR	Martinet by AI	PRO	274.1	15	273.4	14	272.0	13	272.0	17	271.3	16	272.5
2	23	Marvin Klein	FRA	Martinet by AI	PRO	274.1	15	272.7	13	272.7	14	271.3	12	270.0	6	272.1
3	27	Jean-Baptiste Simmenauer	FRA	BWT Lechner	PRO	272.7	13	271.3	12	271.3	15	270.6	3	270.6	14	271.3
4	74	Victor Blugeon	FRA	Pierre Martinet	PRO	272.7	4	272.0	18	270.6	16	270.6	17	270.0	13	271.2
5	87	Richard Wagner	DEU	BWT Lechner	PRO	272.7	5	271.3	6	271.3	11	270.6	7	270.0	13	271.2
6	91	Jaxon Evans	NZL	BWT Lechner	PRO	272.7	16	271.3	5	271.3	10	270.6	13	270.6	17	271.3
7	99	Ugo Gazil	FRA	Pierre Martinet	PRO	272.7	15	270.6	16	270.0	14	270.0	17	268.6	13	270.4
8	20	Victor Weyrich	FRA	Pierre Martinet	PRO	272.0	16	271.3	17	271.3	18	270.6	15	270.0	14	271.0
9	59	Maxence Maurice	FRA	IMSA Performa	AM	272.0	13	271.3	6	271.3	12	270.6	14	270.0	5	271.0
10	85	Hugo Chevalier	FRA	CLRT	PRO	272.0	10	271.3	15	271.3	17	270.6	9	270.6	14	271.2
11	88	François Lansard	FRA	CLRT	AM	272.0	4	272.0	5	270.6	6	270.6	13	269.3	7	270.9
12	91	Christophe Lapierre	FRA	Sébastien Loe	PROA	272.0	6	270.6	5	270.6	14	270.0	13	270.0	18	270.6
13	5	Adam Eteki	FRA	CLRT	PRO	271.3	5	270.6	4	270.6	11	270.6	12	270.0	10	270.6
14	26	Emil Caumes	FRA	CLRT	AM	271.3	14	270.6	7	270.6	8	270.6	17	269.3	13	270.5
15	55	Nicolas Misslin	FRA	BWT Lechner	PROA	271.3	14	271.3	15	270.6	3	270.0	6	270.0	12	270.6
16	4	Mathieu Blaise	FRA	Racing Techno	AM	270.6	5	269.3	4	268.6	6	267.3	13	266.6	11	268.5
17	33	Evan Spenle	FRA	Sébastien Loe	PRO	270.0	14	270.0	16	268.6	19	267.9	5	267.9	6	268.9
18	44	Franck Leherpeur	FRA	Racing Techno	AM	270.0	13	270.0	14	269.3	4	269.3	15	268.6	5	269.4
19	88	Stéphane Denoual	FRA	Martinet by AI	PROA	270.0	5	270.0	6	268.6	4	268.6	19	267.9	7	269.0
20	7	Jérôme Boullery	FRA	Racing Techno	PROA	269.3	6	269.3	8	268.6	5	268.6	7	268.6	12	268.9
21	11	Sylvain Noël	FRA	Racing Techno	PROA	269.3	5	269.3	7	269.3	14	268.6	4	268.6	6	269.0
22	30	Roland Berville	FRA	Pierre Martinet	PROA	267.9	7	267.9	9	266.6	8	266.6	10	266.6	16	267.1
23	69	Florian Latorre	FRA	CLRT	PRO	267.9	5	267.9	11	267.9	15	267.9	16	267.3	4	267.8



Circuit de Barcelona
Porsche Carrera Cup France
Free Practice - 2
Fastest Laps Sequence



Lap	Time of Day	Session Time	Nº	Driver	Nat	Team	Class	Time	Km/h
2	14:36:01.974	4:01.974	69	Florian Latorre	FRA	CLRT	PRO	1:50.247	152.0
4	14:39:43.392	7:43.392	69	Florian Latorre	FRA	CLRT	PRO	1:49.648	152.8
4	14:43:31.145	11:31.145	85	Hugo Chevalier	FRA	CLRT	PRO	1:49.636	152.8
5	14:45:20.744	13:20.744	85	Hugo Chevalier	FRA	CLRT	PRO	1:49.599	152.9
10	14:52:55.844	20:55.844	69	Florian Latorre	FRA	CLRT	PRO	1:49.567	152.9



Circuito de Barcelona
Porsche Carrera Cup France
Free Practice - 2
Event Best Maximum Speed



N°	Driver	Nat	Team	Class	Km/h	Session
1	Ayhancan Güven	TUR	Martinet by Alméras	PRO	274.1	Free Practice - 2
23	Marvin Klein	FRA	Martinet by Alméras	PRO	274.1	Free Practice - 2
33	Evan Spenle	FRA	Sébastien Loeb Racing	PRO	272.7	Free Practice - 1
85	Hugo Chevalier	FRA	CLRT	PRO	272.7	Free Practice - 1
7	Jérôme Boullery	FRA	Racing Technology	PROAM	272.7	Free Practice - 1
74	Victor Blugeon	FRA	Pierre Martinet by Alméras	PRO	272.7	Free Practice - 2
87	Richard Wagner	DEU	BWT Lechner Racing	PRO	272.7	Free Practice - 2
991	Ugo Gazil	FRA	Pierre Martinet by Alméras	PRO	272.7	Free Practice - 2
27	Jean-Baptiste Simmenauer	FRA	BWT Lechner Racing	PRO	272.7	Free Practice - 2
91	Jaxon Evans	NZL	BWT Lechner Racing	PRO	272.7	Free Practice - 2
888	François Lansard	FRA	CLRT	AM	272.0	Free Practice - 2
911	Christophe Lapierre	FRA	Sébastien Loeb Racing	PROAM	272.0	Free Practice - 2
59	Maxence Maurice	FRA	IMSA Performance	AM	272.0	Free Practice - 2
20	Victor Weyrich	FRA	Pierre Martinet by Alméras	PRO	272.0	Free Practice - 2
55	Nicolas Misslin	FRA	BWT Lechner Racing	PROAM	271.3	Free Practice - 1
69	Florian Latorre	FRA	CLRT	PRO	271.3	Free Practice - 1
5	Adam Eteki	FRA	CLRT	PRO	271.3	Free Practice - 2
26	Emil Caumes	FRA	CLRT	AM	271.3	Free Practice - 2
4	Mathieu Blaise	FRA	Racing Technology	AM	270.6	Free Practice - 2
88	Stéphane Denoual	FRA	Martinet by Alméras	PROAM	270.0	Free Practice - 1
11	Sylvain Noël	FRA	Racing Technology	PROAM	270.0	Free Practice - 1
44	Franck Leherpeur	FRA	Racing Technology	AM	270.0	Free Practice - 2
30	Roland Berville	FRA	Pierre Martinet by Alméras	PROAM	267.9	Free Practice - 2



Circuito de Barcelona
Porsche Carrera Cup France
Free Practice - 2
Pit Stop Analysis



1 Ayhancan Güven PRO Martinet by Alm ras

Porsche

Nr.	In Day Time	In Time	Out Time	Pit Time	T. Pit Time	Handicap	Penalty
1	14:35:14.459	14:35:14.459	14:35:41.294	26.835	26.835		
2	14:38:04.748	14:38:04.748	14:38:30.331	25.583	52.418		

4 Mathieu Blaise AM Racing Technology

Porsche

Nr.	In Day Time	In Time	Out Time	Pit Time	T. Pit Time	Handicap	Penalty
1	14:47:00.184	14:47:00.184	14:50:16.191	3:16.007	3:16.007		

5 Adam Eteki PRO CLRT

Porsche

Nr.	In Day Time	In Time	Out Time	Pit Time	T. Pit Time	Handicap	Penalty
1	14:41:50.783	14:41:50.783	14:47:31.321	5:40.538	5:40.538		
2	15:00:47.040	15:00:47.040	15:07:03.005	6:15.965	11:56.503		

7 J r me Boullery PROAM Racing Technology

Porsche

Nr.	In Day Time	In Time	Out Time	Pit Time	T. Pit Time	Handicap	Penalty
1	14:48:30.904	14:48:30.904	14:51:33.807	3:02.903	3:02.903		
2	15:01:47.354	15:01:47.354	15:03:49.329	2:01.975	5:04.878		

11 Sylvain No l PROAM Racing Technology

Porsche

Nr.	In Day Time	In Time	Out Time	Pit Time	T. Pit Time	Handicap	Penalty
1	14:48:54.873	14:48:54.873	14:55:11.677	6:16.804	6:16.804		

20 Victor Weyrich PRO Pierre Martinet by Alm ras

Porsche

Nr.	In Day Time	In Time	Out Time	Pit Time	T. Pit Time	Handicap	Penalty
1	14:34:52.382	14:34:52.382	14:35:25.949	33.567	33.567		
2	14:37:27.794	14:37:27.794	14:37:54.746	26.952	1:00.519		

23 Marvin Klein PRO Martinet by Alm ras

Porsche

Nr.	In Day Time	In Time	Out Time	Pit Time	T. Pit Time	Handicap	Penalty
1	14:45:28.786	14:45:28.786	14:53:39.374	8:10.588	8:10.588		

26 Emil Caumes AM CLRT

Porsche

Nr.	In Day Time	In Time	Out Time	Pit Time	T. Pit Time	Handicap	Penalty
1	14:47:59.127	14:47:59.127	14:51:16.353	3:17.226	3:17.226		
2	15:02:33.396	15:02:33.396	15:05:48.517	3:15.121	6:32.347		

27 Jean-Baptiste Simmenauer PRO BWT Lechner Racing

Porsche

Nr.	In Day Time	In Time	Out Time	Pit Time	T. Pit Time	Handicap	Penalty
1	14:50:03.693	14:50:03.693	14:54:11.051	4:07.358	4:07.358		

30 Roland Berville PROAM Pierre Martinet by Alm ras

Porsche

Nr.	In Day Time	In Time	Out Time	Pit Time	T. Pit Time	Handicap	Penalty
1	14:35:03.799	14:35:03.799	14:35:31.422	27.623	27.623		

2 14:37:44.902 14:37:44.902 14:38:12.589 27.687 55.310

33 Evan Spenle PRO S bastien Loeb Racing

Porsche

Nr.	In Day Time	In Time	Out Time	Pit Time	T. Pit Time	Handicap	Penalty
1	14:48:06.136	14:48:06.136	14:50:21.313	2:15.177	2:15.177		
2	15:05:28.727	15:05:28.727	15:07:41.447	2:12.720	4:27.897		

44 Franck Leherpeur AM Racing Technology

Porsche

Nr.	In Day Time	In Time	Out Time	Pit Time	T. Pit Time	Handicap	Penalty
1	14:50:29.115	14:50:29.115	14:55:53.583	5:24.468	5:24.468		

55 Nicolas Misslin PROAM BWT Lechner Racing

Porsche

Nr.	In Day Time	In Time	Out Time	Pit Time	T. Pit Time	Handicap	Penalty
1	14:50:32.557	14:50:32.557	14:54:40.762	4:08.205	4:08.205		
2	15:09:46.153	15:09:46.153	15:11:36.650	1:50.497	5:58.702		

59 Maxence Maurice AM IMSA Performance

Porsche

Nr.	In Day Time	In Time	Out Time	Pit Time	T. Pit Time	Handicap	Penalty
1	14:48:42.025	14:48:42.025	14:50:34.942	1:52.917	1:52.917		
2	15:05:53.217	15:05:53.217	15:06:47.988	54.771	2:47.688		

69 Florian Latorre PRO CLRT

Porsche

Nr.	In Day Time	In Time	Out Time	Pit Time	T. Pit Time	Handicap	Penalty
1	14:41:37.460	14:41:37.460	14:43:35.143	1:57.683	1:57.683		
2	14:54:56.427	14:54:56.427	15:02:59.123	8:02.696	10:00.379		

74 Victor Blugeon PRO Pierre Martinet by Alm ras

Porsche

Nr.	In Day Time	In Time	Out Time	Pit Time	T. Pit Time	Handicap	Penalty
1	14:34:49.884	14:34:49.884	14:35:24.599	34.715	34.715		

85 Hugo Chevalier PRO CLRT

Porsche

Nr.	In Day Time	In Time	Out Time	Pit Time	T. Pit Time	Handicap	Penalty
1	14:34:19.994	14:34:19.994	14:36:08.639	1:48.645	1:48.645		
2	14:38:11.528	14:38:11.528	14:39:40.553	1:29.025	3:17.670		

87 Richard Wagner PRO BWT Lechner Racing

Porsche

Nr.	In Day Time	In Time	Out Time	Pit Time	T. Pit Time	Handicap	Penalty
1	14:50:29.782	14:50:29.782	14:54:01.754	3:31.972	3:31.972		

88 S phane Denoual PROAM Martinet by Alm ras

Porsche

Nr.	In Day Time	In Time	Out Time	Pit Time	T. Pit Time	Handicap	Penalty
1	14:35:16.883	14:35:16.883	14:35:42.661	25.778	25.778		
2	14:38:07.900	14:38:07.900	14:38:37.723	29.823	55.601		



Circuito de Barcelona
Porsche Carrera Cup France
Free Practice - 2
Pit Stop Analysis



91 Jaxon Evans PRO BWT Lechner Racing

Porsche

Nr.	In Day Time	In Time	Out Time	Pit Time	T. Pit Time	Handicap	Penalty
1	14:42:59.354	14:42:59.354	14:46:56.924	3:57.570	3:57.570		
2	14:56:30.077	14:56:30.077	14:58:40.527	2:10.450	6:08.020		

888 François Lansard AM CLRT

Porsche

Nr.	In Day Time	In Time	Out Time	Pit Time	T. Pit Time	Handicap	Penalty
1	14:46:47.264	14:46:47.264	14:54:46.137	7:58.873	7:58.873		

911 Christophe Lapierre PROAM Sébastien Loeb Racing

Porsche

Nr.	In Day Time	In Time	Out Time	Pit Time	T. Pit Time	Handicap	Penalty
1	14:50:55.431	14:50:55.431	14:52:54.256	1:58.825	1:58.825		
2	15:02:48.220	15:02:48.220	15:04:54.633	2:06.413	4:05.238		

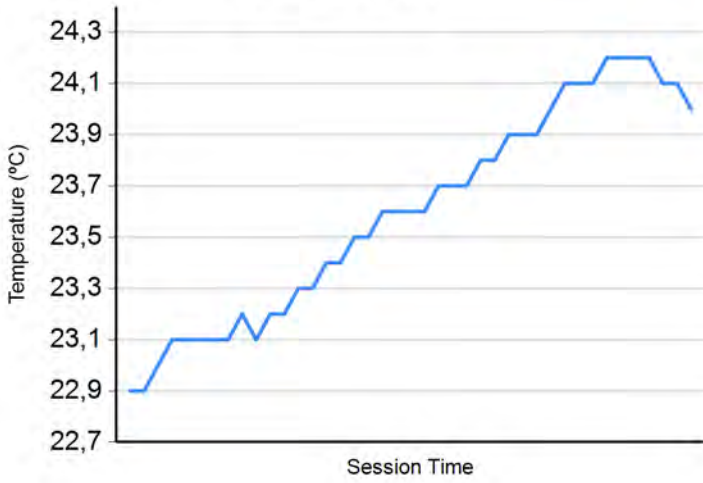
991 Ugo Gazil PRO Pierre Martinet by Alméras

Porsche

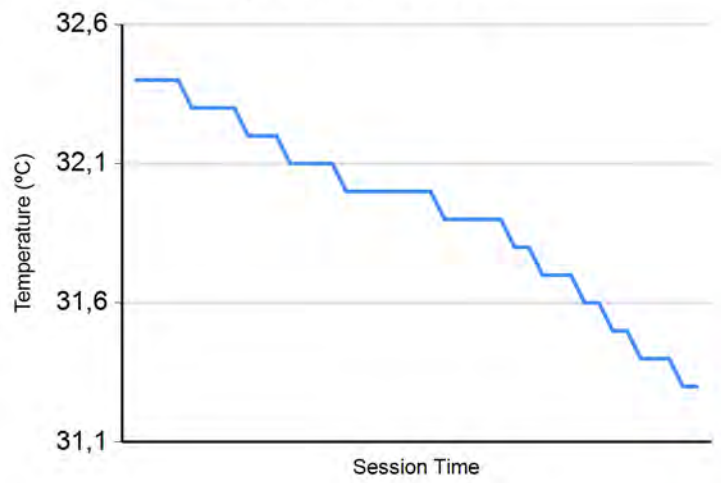
Nr.	In Day Time	In Time	Out Time	Pit Time	T. Pit Time	Handicap	Penalty
1	14:34:43.870	14:34:43.870	14:35:11.292	27.422	27.422		
2	14:37:24.381	14:37:24.381	14:37:52.582	28.201	55.623		



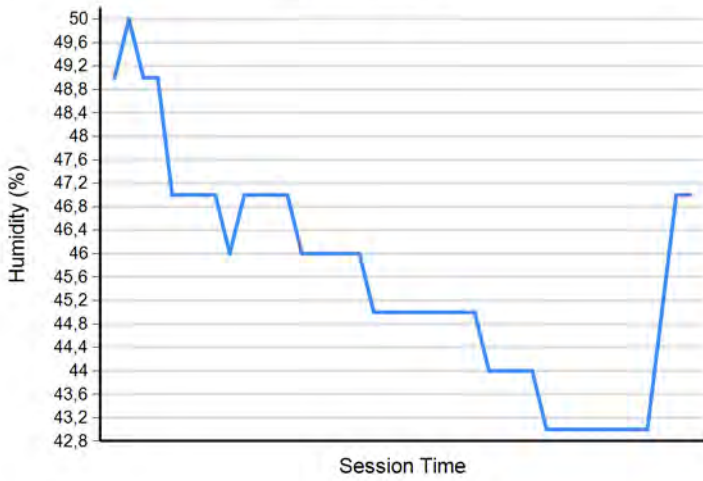
Air Temperature



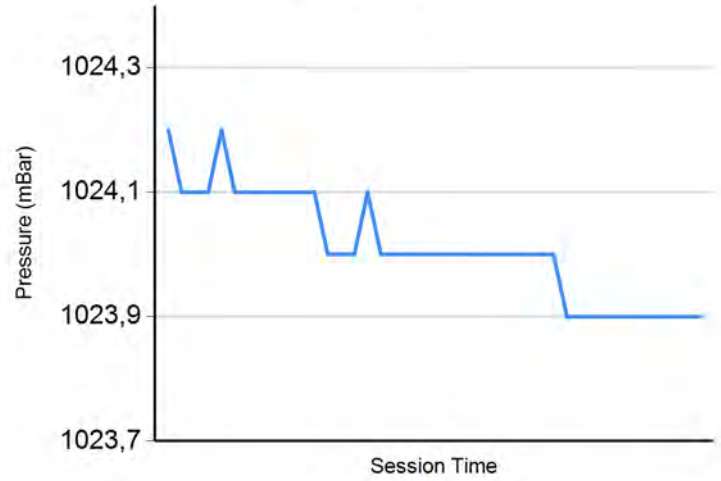
Track Temperature



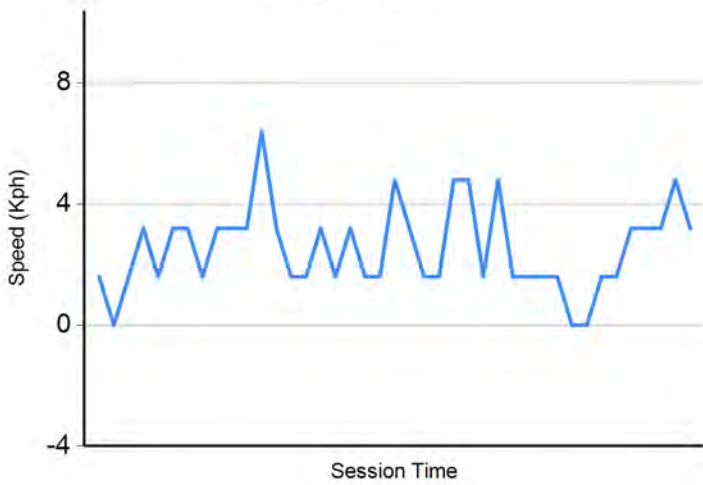
Humidity



Pressure

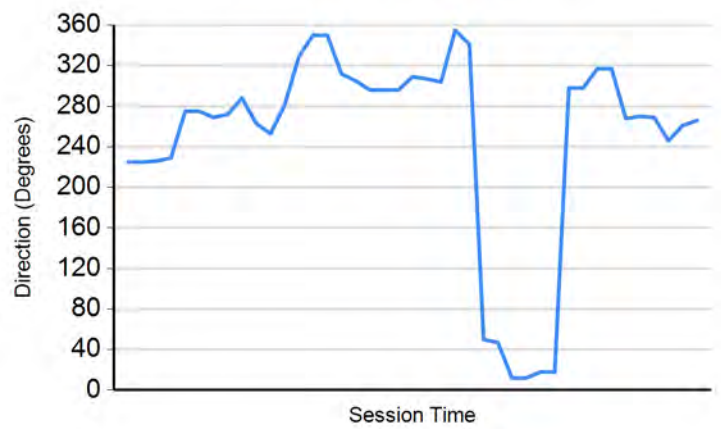


Wind Speed



Wind direction

North = 0°/360° Est = 90° South = 180° West = 270°






Circuit de Barcelona
Porsche Carrera Cup France
Free Practice 1 - 2
Combined Results



Cls	N°	Driver	Nat	Team	Class	Cls	Laps	Free Practice - 1	Free Practice - 2	Best	Gap	Interval	Km/h		
1	69	Florian Latorre	FRA	CLRT	PRO	1	35	1:49.189	4	1:49.567	10	1:49.189	153.4		
2	85	Hugo Chevalier	FRA	CLRT	PRO	2	37	1:49.388	5	1:49.599	5	1:49.388	0.199	0.199	153.1
3	1	Ayhancan Güven	TUR	Martinet by Alméras	PRO	3	40	1:49.536	16	1:49.704	5	1:49.536	0.347	0.148	152.9
4	91	Jaxon Evans	NZL	BWT Lechner Racing	PRO	4	35	1:49.817	14	1:49.717	12	1:49.717	0.528	0.181	152.7
5	5	Adam Eteki	FRA	CLRT	PRO	5	34	1:50.302	5	1:49.750	8	1:49.750	0.561	0.033	152.6
6	74	Victor Blugeon	FRA	Pierre Martinet by Alméras	PRO	6	34	1:49.834	4	1:50.198	5	1:49.834	0.645	0.084	152.5
7	23	Marvin Klein	FRA	Martinet by Alméras	PRO	7	31	1:49.837	3	1:50.049	4	1:49.837	0.648	0.003	152.5
8	87	Richard Wagner	DEU	BWT Lechner Racing	PRO	8	29	1:49.980	11	1:50.151	4	1:49.980	0.791	0.143	152.3
9	27	Jean-Baptiste	FRA	BWT Lechner Racing	PRO	9	32	1:50.027	15	1:50.159	4	1:50.027	0.838	0.047	152.3
10	991	Ugo Gazil	FRA	Pierre Martinet by Alméras	PRO	10	38	1:50.292	12	1:50.195	4	1:50.195	1.006	0.168	152.0
11	11	Sylvain Noël	FRA	Racing Technology	PROAM	1	34	1:50.281	5	1:51.420	12	1:50.281	1.092	0.086	151.9
12	20	Victor Weyrich	FRA	Pierre Martinet by Alméras	PRO	11	35	1:51.059	5	1:50.392	5	1:50.392	1.203	0.111	151.8
13	55	Nicolas Misslin	FRA	BWT Lechner Racing	PROAM	2	29	1:50.781	11	1:50.684	10	1:50.684	1.495	0.292	151.4
14	33	Evan Spenle	FRA	Sébastien Loeb Racing	PRO	12	39	1:50.766	18	1:51.004	11	1:50.766	1.577	0.082	151.2
15	26	Emil Caumes	FRA	CLRT	AM	1	34	1:50.795	11	1:51.056	13	1:50.795	1.606	0.029	151.2
16	911	Christophe Lapierre	FRA	Sébastien Loeb Racing	PROAM	3	38	1:50.797	5	1:51.029	13	1:50.797	1.608	0.002	151.2
17	88	Stéphane Denoual	FRA	Martinet by Alméras	PROAM	4	36	1:51.857	15	1:51.612	5	1:51.612	2.423	0.815	150.1
18	30	Roland Berville	FRA	Pierre Martinet by Alméras	PROAM	5	39	1:51.709	17	1:51.749	7	1:51.709	2.520	0.097	150.0
19	7	Jérôme Boullery	FRA	Racing Technology	PROAM	6	36	1:51.816	5	1:51.824	6	1:51.816	2.627	0.107	149.8
20	59	Maxence Maurice	FRA	IMSA Performance	AM	2	37	1:52.652	13	1:52.065	3	1:52.065	2.876	0.249	149.5
21	4	Mathieu Blaise	FRA	Racing Technology	AM	3	33	1:52.378	5	1:52.171	6	1:52.171	2.982	0.106	149.3
22	44	Franck Leherpeur	FRA	Racing Technology	AM	4	37	1:52.186	11	1:52.726	13	1:52.186	2.997	0.015	149.3
23	888	François Lansard	FRA	CLRT	AM	5	29	1:52.488	4	1:52.202	5	1:52.202	3.013	0.016	149.3

Published at:.....

Stewards:	Race Director:	Timekeeper: 
------------------	-----------------------	---



Circuit de Barcelona
Porsche Carrera Cup France
Qualifying
Provisional Results




Cls	N°	Driver	Nat	Team	Class	Cls	Laps	Best	Time	Gap	Interval	Km/h
1	69	Florian Latorre	FRA	CLRT	PRO	1	11	10	1:47.239			156.2
2	1	Ayhancan Güven	TUR	Martinet by Alméras	PRO	2	10	4	1:47.460	0.221	0.221	155.9
3	91	Jaxon Evans	NZL	BWT Lechner Racing	PRO	3	10	4	1:47.662	0.423	0.202	155.6
4	27	Jean-Baptiste Simmenauer	FRA	BWT Lechner Racing	PRO	4	11	5	1:47.806	0.567	0.144	155.4
5	23	Marvin Klein	FRA	Martinet by Alméras	PRO	5	10	3	1:47.851	0.612	0.045	155.3
6	5	Adam Eteki	FRA	CLRT	PRO	6	10	4	1:47.962	0.723	0.111	155.2
7	87	Richard Wagner	DEU	BWT Lechner Racing	PRO	7	12	4	1:48.106	0.867	0.144	155.0
8	85	Hugo Chevalier	FRA	CLRT	PRO	8	11	3	1:48.291	1.052	0.185	154.7
9	55	Nicolas Misslin	FRA	BWT Lechner Racing	PROAM	1	11	4	1:48.492	1.253	0.201	154.4
10	74	Victor Blugeon	FRA	Pierre Martinet by Alméras	PRO	9	11	9	1:48.492	1.253	0.000	154.4
11	33	Evan Spenle	FRA	Sébastien Loeb Racing	PRO	10	14	11	1:48.544	1.305	0.052	154.3
12	20	Victor Weyrich	FRA	Pierre Martinet by Alméras	PRO	11	12	4	1:48.549	1.310	0.005	154.3
13	991	Ugo Gazil	FRA	Pierre Martinet by Alméras	PRO	12	13	11	1:48.662	1.423	0.113	154.2
14	911	Christophe Lapierre	FRA	Sébastien Loeb Racing	PROAM	2	14	5	1:49.123	1.884	0.461	153.5
15	11	Sylvain Noël	FRA	Racing Technology	PROAM	3	12	4	1:49.192	1.953	0.069	153.4
16	59	Maxence Maurice	FRA	IMSA Performance	AM	1	12	4	1:49.452	2.213	0.260	153.1
17	888	François Lansard	FRA	CLRT	AM	2	11	11	1:49.814	2.575	0.362	152.6
18	7	Jérôme Boullery	FRA	Racing Technology	PROAM	4	14	5	1:49.956	2.717	0.142	152.4
19	88	Stéphane Denoual	FRA	Martinet by Alméras	PROAM	5	11	4	1:50.040	2.801	0.084	152.2
20	26	Emil Caumes	FRA	CLRT	AM	3	8	8	1:50.571	3.332	0.531	151.5
21	4	Mathieu Blaise	FRA	Racing Technology	AM	4	12	5	1:50.749	3.510	0.178	151.3
22	30	Roland Berville	FRA	Pierre Martinet by Alméras	PROAM	6	14	13	1:50.786	3.547	0.037	151.2
23	44	Franck Leherpeur	FRA	Racing Technology	AM	5	14	7	1:50.878	3.639	0.092	151.1

CAR 991 LAPTME LAP 4 DELETED TRACK LIMITS AT T15
 CAR 23 LAPTME LAP 4 DELETED TRACK LIMITS AT T15
 CAR 888 LAPTME LAP 6 DELETED TRACK LIMITS AT T9
 CAR 44 LAPTME LAP 6 DELETED TRACK LIMITS AT T9
 CAR 44 LAPTME LAP 6 DELETED TRACK LIMITS AT T9
 CAR 74 LAPTME LAP 10 DELETED TRACK LIMITS AT T9
 CAR 5 LAPTME LAP 8 DELETED TRACK LIMITS AT T9
 CAR 91 LAPTME LAP 9 DELETED TRACK LIMITS AT T9
 CAR 85 LAPTME LAP 10 DELETED TRACK LIMITS AT T9
 CAR 33 LAPTME LAP 10 DELETED TRACK LIMITS AT T9

Published at:.....

Track Temp: **20.8 °C** Air Temp: **14.4 °C** Humidity: **72 %** Track Status: **DRY**

Stewards:	Race Director:	Timekeeper: 
------------------	-----------------------	---



Circuito de Barcelona
Porsche Carrera Cup France
Qualifying
Provisional Results by Class



Cls	Nº	Driver	Nat	Team	Class	Cls	Laps	Best	Time	Gap	Interval	Km/h
AM												
1	59	Maxence Maurice	FRA	IMSA Performance	AM	1	12	4	1:49.452			153.1
2	888	François Lansard	FRA	CLRT	AM	2	11	11	1:49.814	0.362	0.362	152.6
3	26	Emil Caumes	FRA	CLRT	AM	3	8	8	1:50.571	1.119	0.757	151.5
4	4	Mathieu Blaise	FRA	Racing Technology	AM	4	12	5	1:50.749	1.297	0.178	151.3
5	44	Franck Leherpeur	FRA	Racing Technology	AM	5	14	7	1:50.878	1.426	0.129	151.1

Published at:.....

Track Temp: **20.8 °C** Air Temp: **14.4 °C** Humidity: **72 %** Track Status: **DRY**

Stewards:

Race Director:

Timekeeper:



Circuit de Barcelona
 Porsche Carrera Cup France
 Qualifying
 Provisional Results by Class



Cls	Nº	Driver	Nat	Team	Class	Cls	Laps	Best	Time	Gap	Interval	Km/h
PRO												
1	69	Florian Latorre	FRA	CLRT	PRO	1	11	10	1:47.239			156.2
2	1	Ayhancan Güven	TUR	Martinet by Alméras	PRO	2	10	4	1:47.460	0.221	0.221	155.9
3	91	Jaxon Evans	NZL	BWT Lechner Racing	PRO	3	10	4	1:47.662	0.423	0.202	155.6
4	27	Jean-Baptiste Simmenauer	FRA	BWT Lechner Racing	PRO	4	11	5	1:47.806	0.567	0.144	155.4
5	23	Marvin Klein	FRA	Martinet by Alméras	PRO	5	10	3	1:47.851	0.612	0.045	155.3
6	5	Adam Eteki	FRA	CLRT	PRO	6	10	4	1:47.962	0.723	0.111	155.2
7	87	Richard Wagner	DEU	BWT Lechner Racing	PRO	7	12	4	1:48.106	0.867	0.144	155.0
8	85	Hugo Chevalier	FRA	CLRT	PRO	8	11	3	1:48.291	1.052	0.185	154.7
9	74	Victor Blugeon	FRA	Pierre Martinet by Alméras	PRO	9	11	9	1:48.492	1.253	0.201	154.4
10	33	Evan Spenle	FRA	Sébastien Loeb Racing	PRO	10	14	11	1:48.544	1.305	0.052	154.3
11	20	Victor Weyrich	FRA	Pierre Martinet by Alméras	PRO	11	12	4	1:48.549	1.310	0.005	154.3
12	991	Ugo Gazil	FRA	Pierre Martinet by Alméras	PRO	12	13	11	1:48.662	1.423	0.113	154.2

Published at:.....

Track Temp: 20.8 °C Air Temp: 14.4 °C Humidity: 72 % Track Status: DRY

Stewards:

Race Director:

Timekeeper:



Circuito de Barcelona
Porsche Carrera Cup France
Qualifying
Provisional Results by Class



Cls	Nº	Driver	Nat	Team	Class	Cls	Laps	Best	Time	Gap	Interval	Km/h
PROAM												
1	55	Nicolas Mislin	FRA	BWT Lechner Racing	PROAM	1	11	4	1:48.492			154.4
2	911	Christophe Lapierre	FRA	Sébastien Loeb Racing	PROAM	2	14	5	1:49.123	0.631	0.631	153.5
3	11	Sylvain Noël	FRA	Racing Technology	PROAM	3	12	4	1:49.192	0.700	0.069	153.4
4	7	Jérôme Boullery	FRA	Racing Technology	PROAM	4	14	5	1:49.956	1.464	0.764	152.4
5	88	Stéphane Denoual	FRA	Martinet by Alméras	PROAM	5	11	4	1:50.040	1.548	0.084	152.2
6	30	Roland Berville	FRA	Pierre Martinet by Alméras	PROAM	6	14	13	1:50.786	2.294	0.746	151.2

Published at:.....

Track Temp: **20.8 °C** Air Temp: **14.4 °C** Humidity: **72 %** Track Status: **DRY**

Stewards:

Race Director:

Timekeeper:



Circuito de Barcelona
Porsche Carrera Cup France
Qualifying



Provisional 2 Fastest Lap Results

Cls	N°	Driver	Nat	Team	Class	Cls	Laps	Best	Time	Gap	Interval	Km/h
1	69	Florian Latorre	FRA	CLRT	PRO	1	11	3	1:47.293			156.2
2	1	Ayhancan Güven	TUR	Martinet by Alméras	PRO	2	10	8	1:47.490	0.197	0.197	155.9
3	91	Jaxon Evans	NZL	BWT Lechner Racing	PRO	3	10	3	1:47.680	0.387	0.190	155.6
4	27	Jean-Baptiste Simmenauer	FRA	BWT Lechner Racing	PRO	4	11	4	1:47.880	0.587	0.200	155.4
5	23	Marvin Klein	FRA	Martinet by Alméras	PRO	5	10	9	1:48.055	0.762	0.175	155.3
6	5	Adam Eteki	FRA	CLRT	PRO	6	10	3	1:48.213	0.920	0.158	155.2
7	87	Richard Wagner	DEU	BWT Lechner Racing	PRO	7	12	10	1:48.312	1.019	0.099	155.0
8	85	Hugo Chevalier	FRA	CLRT	PRO	8	11	4	1:48.479	1.186	0.167	154.7
9	20	Victor Weyrich	FRA	Pierre Martinet by Alméras	PRO	9	12	11	1:48.582	1.289	0.103	154.3
10	55	Nicolas Misslin	FRA	BWT Lechner Racing	PROAM	1	11	10	1:48.626	1.333	0.044	154.4
11	991	Ugo Gazil	FRA	Pierre Martinet by Alméras	PRO	10	13	3	1:48.671	1.378	0.045	154.2
12	33	Evan Spenle	FRA	Sébastien Loeb Racing	PRO	11	14	4	1:48.764	1.471	0.093	154.3
13	74	Victor Blugeon	FRA	Pierre Martinet by Alméras	PRO	12	11	11	1:48.860	1.567	0.096	154.4
14	11	Sylvain Noël	FRA	Racing Technology	PROAM	2	12	5	1:49.304	2.011	0.444	153.4
15	911	Christophe Lapierre	FRA	Sébastien Loeb Racing	PROAM	3	14	6	1:49.643	2.350	0.339	153.5
16	888	François Lansard	FRA	CLRT	AM	1	11	4	1:49.994	2.701	0.351	152.6
17	7	Jérôme Boullery	FRA	Racing Technology	PROAM	4	14	12	1:50.025	2.732	0.031	152.4
18	88	Stéphane Denoual	FRA	Martinet by Alméras	PROAM	5	11	10	1:50.071	2.778	0.046	152.2
19	59	Maxence Maurice	FRA	IMSA Performance	AM	2	12	11	1:50.072	2.779	0.001	153.1
20	26	Emil Caumes	FRA	CLRT	AM	3	8	7	1:50.652	3.359	0.580	151.5
21	4	Mathieu Blaise	FRA	Racing Technology	AM	4	12	6	1:50.760	3.467	0.108	151.3
22	44	Franck Leherpeur	FRA	Racing Technology	AM	5	14	13	1:50.886	3.593	0.126	151.1
23	30	Roland Berville	FRA	Pierre Martinet by Alméras	PROAM	6	14	14	1:51.260	3.967	0.374	151.2

CAR 991 LAPTME LAP 4 DELETED TRACK LIMITS AT T15
 CAR 23 LAPTME LAP 4 DELETED TRACK LIMITS AT T15
 CAR 888 LAPTME LAP 6 DELETED TRACK LIMITS AT T9
 CAR 44 LAPTME LAP 6 DELETED TRACK LIMITS AT T9
 CAR 44 LAPTME LAP 6 DELETED TRACK LIMITS AT T9
 CAR 74 LAPTME LAP 10 DELETED TRACK LIMITS AT T9
 CAR 5 LAPTME LAP 8 DELETED TRACK LIMITS AT T9
 CAR 91 LAPTME LAP 9 DELETED TRACK LIMITS AT T9
 CAR 85 LAPTME LAP 10 DELETED TRACK LIMITS AT T9
 CAR 33 LAPTME LAP 10 DELETED TRACK LIMITS AT T9

Published at:.....

Track Temp: **20.8 °C** Air Temp: **14.4 °C** Humidity: **72 %** Track Status: **DRY**

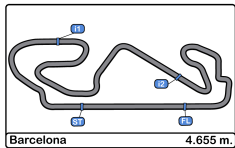
Stewards:	Race Director:	Timekeeper:
------------------	-----------------------	------------------------



Circuito de Barcelona
Porsche Carrera Cup France
Qualifying
Lap Analysis



1 Ayhancan Güven							7 Jérôme Boullery							
PRO							Porsche							
Lap	D	Time	Sector 1	Sector 2	Sector 3	T. Spd	Lap	D	Time	Sector 1	Sector 2	Sector 3	T. Spd	Elapsed
1		10:17:37.147	10:16:08.006	49.421	39.720	109.6	1		10:18:14.715	10:16:38.164	52.921	43.630	118.1	10:18:14.715
2		1:55.794	33.666	44.291	37.837	225.0	2		2:05.307	35.913	48.967	40.427	175.8	10:20:20.022
3		1:48.403	31.304	41.717	35.382	268.6	3		1:51.132	32.088	42.581	36.463	268.6	10:22:11.154
4		1:47.460	30.841	41.259	35.360	270.0	4		1:50.069	31.518	42.511	36.040	270.0	10:24:01.223
5		1:58.978 P	31.026	41.585	46.367	270.0	5		1:49.956	31.350	42.299	36.307	270.6	10:25:51.179
6		11:52.622	10:28.536	45.193	38.893	118.0	6		2:03.754 P	31.492	42.561	49.701	269.3	10:27:54.933
7		1:53.438	32.101	45.195	36.142	258.9	7		4:42.700	3:11.753	48.615	42.332	146.3	10:32:37.633
8		1:47.490	30.900	41.254	35.336	270.0	8		2:03.555	38.604	44.982	39.969	202.6	10:34:41.188
9		1:47.757	30.868	41.361	35.528	272.7	9		1:56.564	31.997	43.052	41.515	267.3	10:36:37.752
10		2:20.986	31.502	54.754	54.730	272.7	10		1:50.616	31.584	42.267	36.765	270.0	10:38:28.368
11			33.849	56.591		271.3	11		1:50.141	31.467	42.287	36.387	270.6	10:40:18.509
4 Mathieu Blaise							11 Sylvain Noël							
AM							Porsche							
Lap	D	Time	Sector 1	Sector 2	Sector 3	T. Spd	Lap	D	Time	Sector 1	Sector 2	Sector 3	T. Spd	Elapsed
1		10:18:53.676	10:17:24.112	49.248	40.316	131.3	1		10:18:05.671	10:16:30.732	52.003	42.936	121.7	10:18:05.671
2		1:59.744	36.631	45.232	37.881	218.6	2		2:03.424	36.424	47.733	39.267	223.6	10:20:09.095
3		1:52.036	31.815	43.353	36.868	267.3	3		1:50.387	31.606	42.450	36.331	269.3	10:21:59.482
4		1:50.899	31.584	42.819	36.496	267.9	4		1:49.192	31.212	41.853	36.127	269.3	10:23:48.674
5		1:50.749	31.557	42.683	36.509	268.6	5		1:49.304	31.207	41.931	36.166	270.0	10:25:37.978
6		1:50.760	31.389	42.660	36.711	268.6	6		1:58.891 P	31.449	44.353	43.089	270.0	10:27:36.869
7		2:13.041 P	37.048	47.333	48.660	268.6	7		7:17.634	5:46.309	50.180	41.145	122.8	10:34:54.503
8		7:09.297	5:35.175	51.639	42.483	169.5	8		1:58.264	36.294	43.385	38.585	218.1	10:36:52.767
9		1:53.536	33.018	43.463	37.055	261.5	9		1:52.636	31.520	41.984	39.132	267.3	10:38:45.403
10		1:51.254	31.730	42.595	36.929	267.3	10		2:03.901	31.137	42.265	50.499	269.3	10:40:49.304
11		1:51.167	31.603	42.407	37.157	267.9	11		1:56.509	33.276	44.050	39.183	270.6	10:42:45.813
12		1:52.927	32.505	43.383	37.039	270.6	12		1:49.448	31.427	41.817	36.204	270.0	10:44:35.261
13			32.525	50.159		267.9	13			31.441	42.051		269.3	
5 Adam Eteki							20 Victor Weyrich							
PRO							Porsche							
Lap	D	Time	Sector 1	Sector 2	Sector 3	T. Spd	Lap	D	Time	Sector 1	Sector 2	Sector 3	T. Spd	Elapsed
1		10:17:38.165	10:16:09.735	49.103	39.327	107.3	1		10:17:54.468	10:16:21.744	51.623	41.101	92.1	10:17:54.468
2		1:56.376	34.008	43.810	38.558	238.4	2		1:59.350	33.001	44.507	41.842	243.2	10:19:53.818
3		1:48.213	31.056	41.516	35.641	271.3	3		1:49.657	31.526	42.112	36.019	270.0	10:21:43.475
4		1:47.962	30.927	41.504	35.531	272.0	4		1:48.549	31.084	41.720	35.745	271.3	10:23:32.024
5		1:58.371 P	31.532	42.066	44.773	271.3	5		1:53.349	31.409	43.023	38.917	271.3	10:25:25.373
6		13:18.843	11:52.041	46.648	40.154	132.5	6		1:49.326	31.332	41.962	36.032	270.6	10:27:14.699
7		2:03.549	38.394	47.680	37.475	137.5	7		1:57.157 P	31.347	42.135	43.675	270.0	10:29:11.856
8		1:48.287	31.158	41.618	35.511	270.6	8		7:12.809	5:46.989	47.241	38.579	132.0	10:36:24.665
9		1:48.300	30.947	41.464	35.889	271.3	9		1:55.185	33.000	43.916	38.269	248.2	10:38:19.850
10		1:48.913	31.080	41.825	36.008	270.6	10		1:48.865	31.428	41.708	35.729	267.3	10:40:08.715
11			37.866	45.870		173.6	11		1:48.582	31.240	41.642	35.700	268.6	10:41:57.297
							12		1:48.805	31.127	41.852	35.826	270.0	10:43:46.102
							13			31.278	42.115		270.0	



Circuito de Barcelona
Porsche Carrera Cup France
Qualifying
Lap Analysis



23

Marvin Klein

Porsche

30

Roland Berville

Porsche

PRO Martinet by Alméras PROAM Pierre Martinet by Alméras

Lap D	Time	Sector 1	Sector 2	Sector 3	T. Spd	Elapsed
1	10:17:42.030	10:16:10.836	50.704	40.490	111.9	10:17:42.030
2	1:56.999	34.759	43.235	39.005	246.0	10:19:39.029
3	1:47.851	31.081	41.462	35.308	271.3	10:21:26.880
4	1:47.664	30.777	41.246	35.531	273.4	10:23:14.434
5	1:57.378 P	30.959	41.335	45.084	272.7	10:25:11.812
6	12:02.115	10:33.447	46.577	42.091	178.5	10:37:13.927
7	2:00.926	35.251	46.387	39.288	258.3	10:39:14.853
8	2:00.413	33.153	48.592	38.668	266.6	10:41:15.266
9	1:48.055	31.198	41.516	35.341	269.3	10:43:03.321
10	1:48.520	30.964	42.064	35.492	270.6	10:44:51.841
11		31.035	42.278		271.3	

26

Emil Caumes

Porsche

33

Evan Spenle

Porsche

AM CLRT PRO Sébastien Loeb Racing

Lap D	Time	Sector 1	Sector 2	Sector 3	T. Spd	Elapsed
1	10:18:14.639 P	10:16:27.188	50.973	56.478	122.5	10:18:14.639
2	16:07.241	14:35.258	52.664	39.319	117.3	10:34:21.880
3	1:54.060	32.887	43.860	37.313	255.9	10:36:15.940
4	1:52.094	31.768	43.261	37.065	267.3	10:38:08.034
5	1:50.841	31.515	42.502	36.824	270.6	10:39:58.875
6	1:50.918	31.614	42.646	36.658	270.0	10:41:49.793
7	1:50.652	31.471	42.653	36.528	270.6	10:43:40.445
8	1:50.571	31.449	42.542	36.580	269.3	10:45:31.016
9		36.884	57.718		204.5	

27

Jean-Baptiste Simmenauer

Porsche

44

Franck Leherpeur

Porsche

PRO BWT Lechner Racing AM Racing Technology

Lap D	Time	Sector 1	Sector 2	Sector 3	T. Spd	Elapsed
1	10:17:45.618	10:16:14.450	50.924	40.244	105.2	10:17:45.618
2	1:59.275	35.343	43.587	40.345	225.9	10:19:44.893
3	1:48.676	31.492	41.616	35.568	270.6	10:21:33.569
4	1:47.880	30.893	41.455	35.532	271.3	10:23:21.449
5	1:47.806	30.854	41.397	35.555	272.0	10:25:09.255
6	1:54.579 P	31.036	41.751	41.792	271.3	10:27:03.834
7	10:41.626	9:13.873	49.620	38.133	141.1	10:37:45.460
8	1:52.848	33.600	43.216	36.032	245.4	10:39:38.308
9	1:48.305	31.034	41.518	35.753	269.3	10:41:26.613
10	1:48.750	30.947	41.619	36.184	270.6	10:43:15.363
11	1:49.014	31.481	41.680	35.853	268.6	10:45:04.377
12		31.594	43.993		268.6	

Lap D	Time	Sector 1	Sector 2	Sector 3	T. Spd	Elapsed
1	10:18:12.798	10:16:34.338	55.242	43.218	129.9	10:18:12.798
2	2:03.716	34.227	48.025	41.464	252.3	10:20:16.514
3	1:52.131	32.439	43.054	36.638	265.3	10:22:08.645
4	1:51.495	31.757	42.957	36.781	266.6	10:24:00.140
5	1:55.745	31.677	46.483	37.585	267.3	10:25:55.885
6	2:03.253	35.221	49.907	38.125	266.6	10:27:59.138
7	1:53.922	32.112	44.808	37.002	266.0	10:29:53.060
8	1:51.624	31.855	42.866	36.903	266.0	10:31:44.684
9	2:02.286 P	33.497	44.828	43.961	254.1	10:33:46.970
10	4:45.718	3:10.078	54.406	41.234	115.1	10:38:32.688
11	2:07.015	34.820	50.042	42.153	211.7	10:40:39.703
12	1:52.535	32.577	43.211	36.747	267.3	10:42:32.238
13	1:50.786	31.265	42.798	36.723	269.3	10:44:23.024
14	1:51.260	31.444	43.035	36.781	268.6	10:46:14.284
15		40.728	56.660		173.9	

Lap D	Time	Sector 1	Sector 2	Sector 3	T. Spd	Elapsed
1	10:17:55.156	10:16:23.841	50.446	40.869	118.8	10:17:55.156
2	2:00.131	33.305	44.996	41.830	246.0	10:19:55.287
3	1:49.232	31.491	41.975	35.766	269.3	10:21:44.519
4	1:48.764	31.192	41.815	35.757	270.6	10:23:33.283
5	1:49.295	31.125	42.108	36.062	272.0	10:25:22.578
6	1:49.131	31.109	41.859	36.163	269.3	10:27:11.709
7	1:56.908 P	31.453	42.158	43.297	267.9	10:29:08.617
8	5:10.920	3:47.047	45.196	38.677	168.4	10:34:19.537
9	1:52.858	32.491	43.501	36.866	258.9	10:36:12.395
10	1:49.345	31.487	41.944	35.914	264.7	10:38:01.740
11	1:48.544	31.236	41.715	35.593	267.3	10:39:50.284
12	1:49.543	31.194	42.237	36.112	267.9	10:41:39.827
13	1:49.574	31.312	42.173	36.089	267.9	10:43:29.401
14	1:49.609	31.319	42.110	36.180	268.6	10:45:19.010
15		35.570	47.282		225.0	



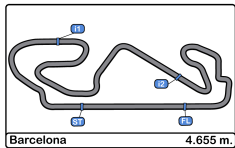
Circuito de Barcelona
Porsche Carrera Cup France
Qualifying
Lap Analysis



55							74								
Nicolas Misslin							Victor Blugeon								
PROAM							Pierre Martinet by Alm�ras								
Lap	D	Time	Sector 1	Sector 2	Sector 3	T. Spd	Elapsed	Lap	D	Time	Sector 1	Sector 2	Sector 3	T. Spd	Elapsed
1		10:17:53.037	10:16:22.801	49.800	40.436	103.1	10:17:53.037	1		10:17:51.650	10:16:19.184	52.625	39.841	92.4	10:17:51.650
2		1:56.626	33.397	44.209	39.020	262.7	10:19:49.663	2		1:59.852	32.560	46.173	41.119	264.7	10:19:51.502
3		1:48.980	31.359	41.909	35.712	270.6	10:21:38.643	3		1:49.077	31.183	42.145	35.749	270.6	10:21:40.579
4		1:48.492	31.012	41.732	35.748	272.0	10:23:27.135	4		1:48.964	31.084	42.075	35.805	272.0	10:23:29.543
5		1:49.198	31.220	41.852	36.126	271.3	10:25:16.333	5		1:49.090	31.174	42.147	35.769	270.0	10:25:18.633
6		2:01.669 P	31.563	42.625	47.481	270.6	10:27:18.002	6		2:02.124 P	31.598	43.168	47.358	270.6	10:27:20.757
7		10:07.856	8:43.840	45.543	38.473	138.1	10:37:25.858	7		9:01.302	7:21.920	51.217	48.165	115.3	10:36:22.059
8		1:54.099	32.727	43.641	37.731	264.7	10:39:19.957	8		1:53.964	31.846	43.325	38.793	262.1	10:38:16.023
9		1:49.229	31.414	41.796	36.019	269.3	10:41:09.186	9		1:48.492	31.088	41.630	35.774	267.9	10:40:04.515
10		1:48.626	31.181	41.681	35.764	269.3	10:42:57.812	10		1:48.366	31.054	41.616	35.686	269.3	10:41:52.871
11		1:49.011	31.138	41.776	36.097	270.6	10:44:46.823	11		1:48.860	31.070	41.749	36.041	270.6	10:43:41.731
12			33.534	51.948		270.6		12			31.085	43.196		270.6	

59							85								
Maxence Maurice							Hugo Chevalier								
AM							CLRT								
Lap	D	Time	Sector 1	Sector 2	Sector 3	T. Spd	Elapsed	Lap	D	Time	Sector 1	Sector 2	Sector 3	T. Spd	Elapsed
1		10:18:50.075	10:17:22.685	47.334	40.056	140.2	10:18:50.075	1		10:17:32.590	10:16:04.710	48.751	39.129	143.2	10:17:32.590
2		1:58.517	36.441	44.555	37.521	206.1	10:20:48.592	2		1:55.006	33.405	44.873	36.728	258.3	10:19:27.596
3		1:51.097	31.966	42.588	36.543	266.0	10:22:39.689	3		1:48.291	31.219	41.612	35.460	268.6	10:21:15.887
4		1:49.452	31.519	41.915	36.018	266.6	10:24:29.141	4		1:48.479	30.983	41.798	35.698	270.6	10:23:04.366
5		1:51.140	31.584	42.189	37.367	267.9	10:26:20.281	5		1:49.184	31.298	41.853	36.033	269.3	10:24:53.550
6		1:50.681	31.650	42.430	36.601	267.9	10:28:10.962	6		2:03.812 P	33.940	44.568	45.304	194.5	10:26:57.362
7		2:01.203 P	31.445	42.479	47.279	268.6	10:30:12.165	7		11:34.582	10:06.468	47.056	41.058	130.7	10:38:31.944
8		4:54.194	3:27.885	46.706	39.603	158.5	10:35:06.359	8		2:06.934	33.077	51.567	42.290	246.5	10:40:38.878
9		1:55.313	33.874	43.726	37.713	203.3	10:37:01.672	9		1:49.124	31.206	42.074	35.844	270.0	10:42:28.002
10		1:54.612	33.427	44.350	36.835	267.3	10:38:56.284	10		1:48.247	30.888	41.558	35.801	271.3	10:44:16.249
11		1:50.072	31.351	42.210	36.511	268.6	10:40:46.356	11		1:49.353	30.900	41.705	36.748	271.3	10:46:05.602
12		1:58.446 P	31.504	44.165	42.777	269.3	10:42:44.802	12			39.604	1:00.891		193.2	

69							87								
Florian Latorre							Richard Wagner								
PRO							BWT Lechner Racing								
Lap	D	Time	Sector 1	Sector 2	Sector 3	T. Spd	Elapsed	Lap	D	Time	Sector 1	Sector 2	Sector 3	T. Spd	Elapsed
1		10:17:20.131	10:15:51.809	48.668	39.654	146.1	10:17:20.131	1		10:17:44.033	10:16:12.287	51.626	40.120	105.4	10:17:44.033
2		1:56.295	34.052	42.686	39.557	229.2	10:19:16.426	2		1:58.077	35.232	44.875	37.970	236.8	10:19:42.110
3		1:47.293	30.896	41.261	35.136	267.9	10:21:03.719	3		1:49.189	31.539	41.856	35.794	270.0	10:21:31.299
4		1:47.387	30.793	41.259	35.335	270.6	10:22:51.106	4		1:48.106	31.041	41.475	35.590	270.6	10:23:19.405
5		2:03.232	35.005	45.404	42.823	262.1	10:24:54.338	5		1:48.495	31.086	41.592	35.817	270.6	10:25:07.900
6		1:57.422 P	30.869	42.485	44.068	270.6	10:26:51.760	6		1:56.581 P	32.901	42.227	41.453	269.3	10:27:04.481
7		11:39.407	10:10.075	48.203	41.129	117.0	10:38:31.167	7		10:23.593	8:58.932	45.872	38.789	141.9	10:37:28.074
8		2:05.586	32.962	51.817	40.807	250.5	10:40:36.753	8		1:54.164	33.395	43.020	37.749	248.8	10:39:22.238
9		1:49.502	31.621	41.942	35.939	269.3	10:42:26.255	9		1:48.720	31.255	41.687	35.778	270.0	10:41:10.958
10		1:47.239	30.645	41.140	35.454	270.6	10:44:13.494	10		1:48.312	31.158	41.575	35.579	270.6	10:42:59.270
11		1:57.329	31.006	41.505	44.818	270.6	10:46:10.823	11		1:48.440	31.049	41.569	35.822	272.0	10:44:47.710
12			43.283	56.369		188.4		12		1:54.575	31.338	45.734	37.503	272.7	10:46:42.285
								13			42.885	47.360		164.8	



Circuito de Barcelona
Porsche Carrera Cup France
Qualifying
Lap Analysis



88

Stéphane Denoual

Porsche **911**

Christophe Lapierre

Porsche

PROAM							Martinet by Alméras								
Lap	D	Time	Sector 1	Sector 2	Sector 3	T. Spd	Elapsed	Lap	D	Time	Sector 1	Sector 2	Sector 3	T. Spd	Elapsed
1		10:18:08.149	10:16:32.938	53.396	41.815	105.1	10:18:08.149	1		10:17:55.772	10:16:24.887	50.777	40.108	127.8	10:17:55.772
2		2:02.228	35.296	47.396	39.536	220.8	10:20:10.377	2		2:02.318	34.499	44.539	43.280	241.0	10:19:58.090
3		1:50.910	31.661	42.618	36.631	268.6	10:22:01.287	3		1:50.136	31.667	42.563	35.906	270.0	10:21:48.226
4		1:50.040	31.468	42.194	36.378	270.0	10:23:51.327	4		1:51.747	32.381	42.799	36.567	269.3	10:23:39.973
5		1:50.278	31.519	42.235	36.524	268.6	10:25:41.605	5		1:49.123	31.434	41.787	35.902	269.3	10:25:29.096
6		2:02.561 P	31.941	45.051	45.569	270.0	10:27:44.166	6		1:49.643	31.186	42.288	36.169	270.6	10:27:18.739
7		8:42.477	7:15.978	47.637	38.862	132.3	10:36:26.643	7		2:00.631 P	31.781	44.407	44.443	268.6	10:29:19.370
8		1:54.590	32.762	43.370	38.458	254.1	10:38:21.233	8		5:01.858	3:37.761	45.179	38.918	170.8	10:34:21.228
9		1:50.349	31.482	42.309	36.558	269.3	10:40:11.582	9		1:53.292	32.684	43.598	37.010	258.3	10:36:14.520
10		1:50.071	31.519	42.242	36.310	268.6	10:42:01.653	10		1:52.779	32.761	43.038	36.980	267.3	10:38:07.299
11		1:50.139	31.196	42.121	36.822	269.3	10:43:51.792	11		1:49.981	31.554	42.329	36.098	268.6	10:39:57.280
12			32.485	47.453		267.9		12		1:49.978	31.337	42.218	36.423	268.6	10:41:47.258

911

PROAM							Sébastien Loeb Racing								
Lap	D	Time	Sector 1	Sector 2	Sector 3	T. Spd	Elapsed	Lap	D	Time	Sector 1	Sector 2	Sector 3	T. Spd	Elapsed
13		1:50.027	31.544	42.165	36.318	269.3	10:43:37.285	13		1:50.027	31.544	42.165	36.318	269.3	10:43:37.285
14		1:49.909	31.358	42.142	36.409	269.3	10:45:27.194	14		1:49.909	31.358	42.142	36.409	269.3	10:45:27.194
15						199.6		15			39.841	57.610			199.6

91

Jaxon Evans

Porsche

991

Ugo Gazil

Porsche

PRO							BWT Lechner Racing								
Lap	D	Time	Sector 1	Sector 2	Sector 3	T. Spd	Elapsed	Lap	D	Time	Sector 1	Sector 2	Sector 3	T. Spd	Elapsed
1		10:17:40.598	10:16:09.936	50.459	40.203	103.0	10:17:40.598	1		10:17:46.345	10:16:15.108	51.005	40.232	103.1	10:17:46.345
2		1:57.240	33.140	44.527	39.573	234.2	10:19:37.838	2		1:59.790	35.500	43.585	40.705	226.8	10:19:46.135
3		1:47.680	31.188	41.250	35.242	270.0	10:21:25.518	3		1:48.671	31.300	41.733	35.638	270.0	10:21:34.806
4		1:47.662	30.753	41.482	35.427	271.3	10:23:13.180	4		1:48.002	30.895	41.586	35.521	272.7	10:23:22.808
5		1:59.909 P	30.842	44.317	44.750	271.3	10:25:13.089	5		1:48.862	31.139	41.802	35.921	272.0	10:25:11.670
6		13:17.241	11:42.017	51.865	43.359	88.0	10:38:30.330	6		1:48.745	31.009	41.865	35.871	271.3	10:27:00.415
7		1:57.399	32.779	45.822	38.798	245.4	10:40:27.729	7		1:58.723 P	31.931	43.223	43.569	268.6	10:28:59.138
8		1:48.779	31.113	41.958	35.708	267.9	10:42:16.508	8		8:44.577	7:05.059	52.227	47.291	156.5	10:37:43.715
9		1:47.464	30.771	41.273	35.420	268.6	10:44:03.972	9		1:55.798	35.857	43.651	36.290	198.5	10:39:39.513
10		1:48.121	30.766	41.684	35.671	269.3	10:45:52.093	10		1:48.744	31.211	41.721	35.812	270.0	10:41:28.257
11			37.467	47.519		195.2		11		1:48.662	31.109	41.643	35.910	270.0	10:43:16.919

PRO							Pierre Martinet by Alméras								
Lap	D	Time	Sector 1	Sector 2	Sector 3	T. Spd	Elapsed	Lap	D	Time	Sector 1	Sector 2	Sector 3	T. Spd	Elapsed
12		1:48.725	31.265	41.911	35.549	272.0	10:45:05.644	12		1:48.725	31.265	41.911	35.549	272.0	10:45:05.644
13		1:49.706	31.023	42.427	36.256	271.3	10:46:55.350	13		1:49.706	31.023	42.427	36.256	271.3	10:46:55.350
14						258.3		14			32.926	46.206			258.3

888

François Lansard

Porsche

AM

CLRT

Lap	D	Time	Sector 1	Sector 2	Sector 3	T. Spd	Elapsed
1		10:18:22.541	10:16:40.016	59.807	42.718	129.3	10:18:22.541
2		2:04.287	33.223	50.513	40.551	257.1	10:20:26.828
3		1:50.888	31.725	42.424	36.739	267.9	10:22:17.716
4		1:49.994	31.440	42.284	36.270	270.6	10:24:07.710
5		1:51.833	31.459	43.873	36.501	271.3	10:25:59.543
6		1:50.852	31.407	42.649	36.796	271.3	10:27:50.395
7		2:05.433 P	31.666	42.614	51.153	270.0	10:29:55.828
8		11:07.250	9:42.343	47.218	37.689	164.8	10:41:03.078
9		1:51.227	32.212	42.753	36.262	265.3	10:42:54.305
10		1:50.035	31.294	42.091	36.650	269.3	10:44:44.340
11		1:49.814	31.370	42.171	36.273	267.3	10:46:34.154
12			34.243	45.449		200.7	



Circuito de Barcelona
Porsche Carrera Cup France
Qualifying
Best Sectors Results



Sector - 1			Sector - 2			Sector - 3			Ideal Lap vs Best Lap						
Clas	Nº	Driver	Time	Nº	Driver	Time	Nº	Driver	Time	Clas	Nº	Driver	Ideal Lap	Best Lap	Clas
1	69	Florian Latorre	30.645	69	Florian Latorre	41.140	69	Florian Latorre	35.136	1	69	Florian Latorre	1:46.921	1:47.239	1
2	91	Jaxon Evans	30.753	23	Marvin Klein	41.246	91	Jaxon Evans	35.242	2	91	Jaxon Evans	1:47.245	1:47.662	3
3	23	Marvin Klein	30.777	91	Jaxon Evans	41.250	23	Marvin Klein	35.308	3	23	Marvin Klein	1:47.331	1:47.851	5
4	1	Ayhancan Güven	30.841	1	Ayhancan Güven	41.254	1	Ayhancan Güven	35.336	4	1	Ayhancan Güven	1:47.431	1:47.460	2
5	27	Jean-Baptiste	30.854	27	Jean-Baptiste	41.397	85	Hugo Chevalier	35.460	5	27	Jean-Baptiste	1:47.783	1:47.806	4
6	85	Hugo Chevalier	30.888	5	Adam Eteki	41.464	5	Adam Eteki	35.511	6	5	Adam Eteki	1:47.902	1:47.962	6
7	99	Ugo Gazil	30.895	87	Richard Wagner	41.475	991	Ugo Gazil	35.521	7	85	Hugo Chevalier	1:47.906	1:48.291	8
8	5	Adam Eteki	30.927	85	Hugo Chevalier	41.558	27	Jean-Baptiste	35.532	8	991	Ugo Gazil	1:48.002	1:48.662	13
9	55	Nicolas Misslin	31.012	991	Ugo Gazil	41.586	87	Richard Wagner	35.579	9	87	Richard Wagner	1:48.095	1:48.106	7
10	87	Richard Wagner	31.041	74	Victor Blugeon	41.616	33	Evan Spenle	35.593	10	74	Victor Blugeon	1:48.356	1:48.492	10
11	74	Victor Blugeon	31.054	20	Victor Weyrich	41.642	74	Victor Blugeon	35.686	11	55	Nicolas Misslin	1:48.405	1:48.492	9
12	20	Victor Weyrich	31.084	55	Nicolas Misslin	41.681	20	Victor Weyrich	35.700	12	33	Evan Spenle	1:48.417	1:48.544	11
13	33	Evan Spenle	31.109	33	Evan Spenle	41.715	55	Nicolas Misslin	35.712	13	20	Victor Weyrich	1:48.426	1:48.549	12
14	11	Sylvain Noël	31.137	911	Christophe Lapierre	41.787	911	Christophe Lapierre	35.902	14	911	Christophe Lapierre	1:48.875	1:49.123	14
15	91	Christophe Lapierre	31.186	11	Sylvain Noël	41.817	59	Maxence Maurice	36.018	15	11	Sylvain Noël	1:49.081	1:49.192	15
16	88	Stéphane Denoual	31.196	59	Maxence Maurice	41.915	7	Jérôme Boullery	36.040	16	59	Maxence Maurice	1:49.284	1:49.452	16
17	30	Roland Berville	31.265	888	François Lansard	42.091	11	Sylvain Noël	36.127	17	7	Jérôme Boullery	1:49.563	1:49.956	18
18	88	François Lansard	31.294	88	Stéphane Denoual	42.121	888	François Lansard	36.262	18	88	Stéphane Denoual	1:49.627	1:50.040	19
19	7	Jérôme Boullery	31.350	7	Jérôme Boullery	42.173	88	Stéphane Denoual	36.310	19	888	François Lansard	1:49.647	1:49.814	17
20	59	Maxence Maurice	31.351	4	Mathieu Blaise	42.407	4	Mathieu Blaise	36.496	20	4	Mathieu Blaise	1:50.292	1:50.749	21
21	4	Mathieu Blaise	31.389	26	Emil Caumes	42.502	26	Emil Caumes	36.528	21	26	Emil Caumes	1:50.479	1:50.571	20
22	26	Emil Caumes	31.449	44	Franck Leherpeur	42.515	44	Franck Leherpeur	36.587	22	30	Roland Berville	1:50.701	1:50.786	22
23	44	Franck Leherpeur	31.644	30	Roland Berville	42.798	30	Roland Berville	36.638	23	44	Franck Leherpeur	1:50.746	1:50.878	23



Circuit de Barcelona
Porsche Carrera Cup France
Qualifying
Best 5 Lap Times



Cls	N°	Driver	Nat	Team	Class	Best 1		Best 2		Best 3		Best 4		Best 5	
						Time	Lap	Time	Lap	Time	Lap	Time	Lap	Time	Lap
1	69	Florian Latorre	FRA	CLRT	PRO	1:47.239	10	1:47.293	3	1:47.387	4	1:49.502	9	1:56.295	2
2	1	Ayhancan Güven	TUR	Martinet by AI	PRO	1:47.460	4	1:47.490	8	1:47.757	9	1:48.403	3	1:53.438	7
3	91	Jaxon Evans	NZL	BWT Lechner	PRO	1:47.662	4	1:47.680	3	1:48.121	10	1:48.779	8	1:57.240	2
4	27	Jean-Baptiste Simmenauer	FRA	BWT Lechner	PRO	1:47.806	5	1:47.880	4	1:48.305	9	1:48.676	3	1:48.750	10
5	23	Marvin Klein	FRA	Martinet by AI	PRO	1:47.851	3	1:48.055	9	1:48.520	10	1:56.999	2	1:57.378	5
6	5	Adam Eteki	FRA	CLRT	PRO	1:47.962	4	1:48.213	3	1:48.300	9	1:48.913	10	1:56.376	2
7	87	Richard Wagner	DEU	BWT Lechner	PRO	1:48.106	4	1:48.312	10	1:48.440	11	1:48.495	5	1:48.720	9
8	85	Hugo Chevalier	FRA	CLRT	PRO	1:48.291	3	1:48.479	4	1:49.124	9	1:49.184	5	1:49.353	11
9	55	Nicolas Misslin	FRA	BWT Lechner	PROA	1:48.492	4	1:48.626	10	1:48.980	3	1:49.011	11	1:49.198	5
10	74	Victor Blugeon	FRA	Pierre Martinet	PRO	1:48.492	9	1:48.860	11	1:48.964	4	1:49.077	3	1:49.090	5
11	33	Evan Spenle	FRA	Sébastien Loe	PRO	1:48.544	11	1:48.764	4	1:49.131	6	1:49.232	3	1:49.295	5
12	20	Victor Weyrich	FRA	Pierre Martinet	PRO	1:48.549	4	1:48.582	11	1:48.805	12	1:48.865	10	1:49.326	6
13	99	Ugo Gazil	FRA	Pierre Martinet	PRO	1:48.662	11	1:48.671	3	1:48.725	12	1:48.744	10	1:48.745	6
14	91	Christophe Lapierre	FRA	Sébastien Loe	PROA	1:49.123	5	1:49.643	6	1:49.909	14	1:49.978	12	1:49.981	11
15	11	Sylvain Noël	FRA	Racing Techno	PROA	1:49.192	4	1:49.304	5	1:49.448	12	1:50.387	3	1:52.636	9
16	59	Maxence Maurice	FRA	IMSA Performa	AM	1:49.452	4	1:50.072	11	1:50.681	6	1:51.097	3	1:51.140	5
17	88	François Lansard	FRA	CLRT	AM	1:49.814	11	1:49.994	4	1:50.035	10	1:50.888	3	1:51.227	9
18	7	Jérôme Boullery	FRA	Racing Techno	PROA	1:49.956	5	1:50.025	12	1:50.069	4	1:50.141	11	1:50.154	13
19	88	Stéphane Denoual	FRA	Martinet by AI	PROA	1:50.040	4	1:50.071	10	1:50.139	11	1:50.278	5	1:50.349	9
20	26	Emil Caumes	FRA	CLRT	AM	1:50.571	8	1:50.652	7	1:50.841	5	1:50.918	6	1:52.094	4
21	4	Mathieu Blaise	FRA	Racing Techno	AM	1:50.749	5	1:50.760	6	1:50.899	4	1:51.167	11	1:51.254	10
22	30	Roland Berville	FRA	Pierre Martinet	PROA	1:50.786	13	1:51.260	14	1:51.495	4	1:51.624	8	1:52.131	3
23	44	Franck Leherpeur	FRA	Racing Techno	AM	1:50.878	7	1:50.886	13	1:51.337	5	1:51.354	4	1:51.645	14



Circuit de Barcelona
 Porsche Carrera Cup France
 Qualifying
 Best 5 Top Speeds



Cls	N°	Driver	Nat	Team	Class	Top 1		Top 2		Top 3		Top 4		Top 5		Avg
						Km/h	Lap	Km/h	Lap	Km/h	Lap	Km/h	Lap	Km/h	Lap	
1	23	Marvin Klein	FRA	Martinet by AI	PRO	273.4	4	272.7	5	271.3	3	271.3	11	270.6	10	271.9
2	1	Ayhancan Güven	TUR	Martinet by AI	PRO	272.7	9	272.7	10	271.3	11	270.0	4	270.0	5	271.3
3	87	Richard Wagner	DEU	BWT Lechner	PRO	272.7	12	272.0	11	270.6	4	270.6	5	270.6	10	271.3
4	99	Ugo Gazil	FRA	Pierre Martinet	PRO	272.7	4	272.0	5	272.0	12	271.3	6	271.3	13	271.9
5	5	Adam Eteki	FRA	CLRT	PRO	272.0	4	271.3	3	271.3	5	271.3	9	270.6	8	271.3
6	27	Jean-Baptiste Simmenauer	FRA	BWT Lechner	PRO	272.0	5	271.3	4	271.3	6	270.6	3	270.6	10	271.2
7	33	Evan Spenle	FRA	Sébastien Loe	PRO	272.0	5	270.6	4	269.3	3	269.3	6	268.6	14	270.0
8	44	Franck Leherpeur	FRA	Racing Techno	AM	272.0	6	270.6	5	270.0	4	270.0	12	270.0	14	270.5
9	55	Nicolas Misslin	FRA	BWT Lechner	PROA	272.0	4	271.3	5	270.6	3	270.6	6	270.6	11	271.0
10	74	Victor Blugeon	FRA	Pierre Martinet	PRO	272.0	4	270.6	3	270.6	6	270.6	11	270.6	12	270.9
11	20	Victor Weyrich	FRA	Pierre Martinet	PRO	271.3	4	271.3	5	270.6	6	270.0	3	270.0	7	270.6
12	85	Hugo Chevalier	FRA	CLRT	PRO	271.3	10	271.3	11	270.6	4	270.0	9	269.3	5	270.5
13	91	Jaxon Evans	NZL	BWT Lechner	PRO	271.3	4	271.3	5	270.0	3	269.3	10	268.6	9	270.1
14	88	François Lansard	FRA	CLRT	AM	271.3	5	271.3	6	270.6	4	270.0	7	269.3	10	270.5
15	4	Mathieu Blaise	FRA	Racing Techno	AM	270.6	12	268.6	5	268.6	6	268.6	7	267.9	4	268.9
16	7	Jérôme Boullery	FRA	Racing Techno	PROA	270.6	5	270.6	11	270.6	13	270.0	4	270.0	10	270.4
17	11	Sylvain Noël	FRA	Racing Techno	PROA	270.6	11	270.0	5	270.0	6	270.0	12	269.3	3	270.0
18	26	Emil Caumes	FRA	CLRT	AM	270.6	5	270.6	7	270.0	6	269.3	8	267.3	4	269.6
19	69	Florian Latorre	FRA	CLRT	PRO	270.6	4	270.6	6	270.6	10	270.6	11	269.3	9	270.4
20	91	Christophe Lapierre	FRA	Sébastien Loe	PROA	270.6	6	270.0	3	269.3	4	269.3	5	269.3	13	269.7
21	88	Stéphane Denoual	FRA	Martinet by AI	PROA	270.0	4	270.0	6	269.3	9	269.3	11	268.6	3	269.4
22	30	Roland Berville	FRA	Pierre Martinet	PROA	269.3	13	268.6	14	267.3	5	267.3	12	266.6	4	267.8
23	59	Maxence Maurice	FRA	IMSA Performa	AM	269.3	12	268.6	7	268.6	11	267.9	5	267.9	6	268.5



Circuit de Barcelona
Porsche Carrera Cup France
Qualifying
Fastest Laps Sequence



Lap	Time of Day	Session Time	N°	Driver	Nat	Team	Class	Time	Km/h
2	10:19:16.426	4:16.426	69	Florian Latorre	FRA	CLRT	PRO	1:56.295	144.0
2	10:19:27.596	4:27.596	85	Hugo Chevalier	FRA	CLRT	PRO	1:55.006	145.7
3	10:21:03.719	6:03.719	69	Florian Latorre	FRA	CLRT	PRO	1:47.293	156.1
10	10:44:13.494	29:13.494	69	Florian Latorre	FRA	CLRT	PRO	1:47.239	156.2



Circuito de Barcelona
Porsche Carrera Cup France
Qualifying
Event Best Maximum Speed



Nº	Driver	Nat	Team	Class	Km/h	Session
1	Ayhancan Güven	TUR	Martinet by Alméras	PRO	274.1	Free Practice - 2
23	Marvin Klein	FRA	Martinet by Alméras	PRO	274.1	Free Practice - 2
33	Evan Spenle	FRA	Sébastien Loeb Racing	PRO	272.7	Free Practice - 1
85	Hugo Chevalier	FRA	CLRT	PRO	272.7	Free Practice - 1
7	Jérôme Boullery	FRA	Racing Technology	PROAM	272.7	Free Practice - 1
74	Victor Blugeon	FRA	Pierre Martinet by Alméras	PRO	272.7	Free Practice - 2
87	Richard Wagner	DEU	BWT Lechner Racing	PRO	272.7	Free Practice - 2
991	Ugo Gazil	FRA	Pierre Martinet by Alméras	PRO	272.7	Free Practice - 2
27	Jean-Baptiste Simmenauer	FRA	BWT Lechner Racing	PRO	272.7	Free Practice - 2
91	Jaxon Evans	NZL	BWT Lechner Racing	PRO	272.7	Free Practice - 2
888	François Lansard	FRA	CLRT	AM	272.0	Free Practice - 2
911	Christophe Lapierre	FRA	Sébastien Loeb Racing	PROAM	272.0	Free Practice - 2
59	Maxence Maurice	FRA	IMSA Performance	AM	272.0	Free Practice - 2
20	Victor Weyrich	FRA	Pierre Martinet by Alméras	PRO	272.0	Free Practice - 2
5	Adam Eteki	FRA	CLRT	PRO	272.0	Qualifying
55	Nicolas Misslin	FRA	BWT Lechner Racing	PROAM	272.0	Qualifying
44	Franck Leherpeur	FRA	Racing Technology	AM	272.0	Qualifying
69	Florian Latorre	FRA	CLRT	PRO	271.3	Free Practice - 1
26	Emil Caumes	FRA	CLRT	AM	271.3	Free Practice - 2
4	Mathieu Blaise	FRA	Racing Technology	AM	270.6	Free Practice - 2
11	Sylvain Noël	FRA	Racing Technology	PROAM	270.6	Qualifying
88	Stéphane Denoual	FRA	Martinet by Alméras	PROAM	270.0	Free Practice - 1
30	Roland Berville	FRA	Pierre Martinet by Alméras	PROAM	269.3	Qualifying



Circuito de Barcelona
Porsche Carrera Cup France
Qualifying
Pit Stop Analysis



1 Ayhancan Güven PRO Martinet by Alméras
Porsche

Nr.	In Day Time	In Time	Out Time	Pit Time	T. Pit Time	Handicap	Penalty
1	10:25:04.376	10:25:04.376	10:34:52.188	9:47.812	9:47.812		

4 Mathieu Blaise AM Racing Technology
Porsche

Nr.	In Day Time	In Time	Out Time	Pit Time	T. Pit Time	Handicap	Penalty
1	10:30:28.062	10:30:28.062	10:35:16.011	4:47.949	4:47.949		

5 Adam Eteki PRO CLRT
Porsche

Nr.	In Day Time	In Time	Out Time	Pit Time	T. Pit Time	Handicap	Penalty
1	10:25:06.309	10:25:06.309	10:36:19.059	11:12.750	11:12.750		0

7 Jérôme Boullery PROAM Racing Technology
Porsche

Nr.	In Day Time	In Time	Out Time	Pit Time	T. Pit Time	Handicap	Penalty
1	10:27:52.425	10:27:52.425	10:30:26.116	2:33.691	2:33.691		

11 Sylvain Noël PROAM Racing Technology
Porsche

Nr.	In Day Time	In Time	Out Time	Pit Time	T. Pit Time	Handicap	Penalty
1	10:27:34.350	10:27:34.350	10:32:40.503	5:06.153	5:06.153		

20 Victor Weyrich PRO Pierre Martinet by Alméras
Porsche

Nr.	In Day Time	In Time	Out Time	Pit Time	T. Pit Time	Handicap	Penalty
1	10:29:08.969	10:29:08.969	10:34:17.838	5:08.869	5:08.869		

23 Marvin Klein PRO Martinet by Alméras
Porsche

Nr.	In Day Time	In Time	Out Time	Pit Time	T. Pit Time	Handicap	Penalty
1	10:25:08.627	10:25:08.627	10:35:08.758	10:00.131	10:00.131		1

26 Emil Caumes AM CLRT
Porsche

Nr.	In Day Time	In Time	Out Time	Pit Time	T. Pit Time	Handicap	Penalty
1	10:18:11.789	10:18:11.789	10:32:09.231	13:57.442	13:57.442		2

27 Jean-Baptiste Simmenauer PRO BWT Lechner Racing
Porsche

Nr.	In Day Time	In Time	Out Time	Pit Time	T. Pit Time	Handicap	Penalty
1	10:27:01.001	10:27:01.001	10:35:36.537	8:35.536	8:35.536		

30 Roland Berville PROAM Pierre Martinet by Alméras
Porsche

Nr.	In Day Time	In Time	Out Time	Pit Time	T. Pit Time	Handicap	Penalty
1	10:33:44.291	10:33:44.291	10:36:13.198	2:28.907	2:28.907		

33 Evan Spenle PRO Sébastien Loeb Racing
Porsche

Nr.	In Day Time	In Time	Out Time	Pit Time	T. Pit Time	Handicap	Penalty
1	10:29:05.859	10:29:05.859	10:32:18.595	3:12.736	3:12.736		

44 Franck Leherpeur AM Racing Technology
Porsche

Nr.	In Day Time	In Time	Out Time	Pit Time	T. Pit Time	Handicap	Penalty
1	10:31:38.965	10:31:38.965	10:33:48.213	2:09.248	2:09.248		

55 Nicolas Misslin PROAM BWT Lechner Racing
Porsche

Nr.	In Day Time	In Time	Out Time	Pit Time	T. Pit Time	Handicap	Penalty
1	10:27:15.462	10:27:15.462	10:35:21.873	8:06.411	8:06.411		

59 Maxence Maurice AM IMSA Performance
Porsche

Nr.	In Day Time	In Time	Out Time	Pit Time	T. Pit Time	Handicap	Penalty
1	10:30:09.752	10:30:09.752	10:33:01.210	2:51.458	2:51.458		

69 Florian Latorre PRO CLRT
Porsche

Nr.	In Day Time	In Time	Out Time	Pit Time	T. Pit Time	Handicap	Penalty
1	10:26:49.162	10:26:49.162	10:36:15.032	9:25.870	9:25.870		

74 Victor Blugeon PRO Pierre Martinet by Alméras
Porsche

Nr.	In Day Time	In Time	Out Time	Pit Time	T. Pit Time	Handicap	Penalty
1	10:27:17.691	10:27:17.691	10:34:01.880	6:44.189	6:44.189		

85 Hugo Chevalier PRO CLRT
Porsche

Nr.	In Day Time	In Time	Out Time	Pit Time	T. Pit Time	Handicap	Penalty
1	10:26:54.354	10:26:54.354	10:36:23.646	9:29.292	9:29.292		

87 Richard Wagner PRO BWT Lechner Racing
Porsche

Nr.	In Day Time	In Time	Out Time	Pit Time	T. Pit Time	Handicap	Penalty
1	10:27:01.844	10:27:01.844	10:35:22.501	8:20.657	8:20.657		

88 Stéphane Denoual PROAM Martinet by Alméras
Porsche

Nr.	In Day Time	In Time	Out Time	Pit Time	T. Pit Time	Handicap	Penalty
1	10:27:41.549	10:27:41.549	10:34:19.909	6:38.360	6:38.360		

91 Jaxon Evans PRO BWT Lechner Racing
Porsche

Nr.	In Day Time	In Time	Out Time	Pit Time	T. Pit Time	Handicap	Penalty
1	10:25:09.880	10:25:09.880	10:36:08.781	10:58.901	10:58.901		1



Circuito de Barcelona
Porsche Carrera Cup France
Qualifying
Pit Stop Analysis



888

François Lansard

AM

CLRT

Porsche

Nr.	In Day Time	In Time	Out Time	Pit Time	T. Pit Time	Handicap	Penalty
1	10:29:53.255	10:29:53.255	10:39:00.505	9:07.250	9:07.250		

911

Christophe Lapierre

PROAM

Sébastien Loeb Racing

Porsche

Nr.	In Day Time	In Time	Out Time	Pit Time	T. Pit Time	Handicap	Penalty
1	10:29:16.546	10:29:16.546	10:32:20.986	3:04.440	3:04.440		

991

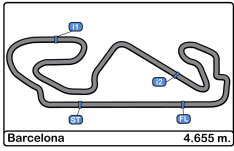
Ugo Gazil

PRO

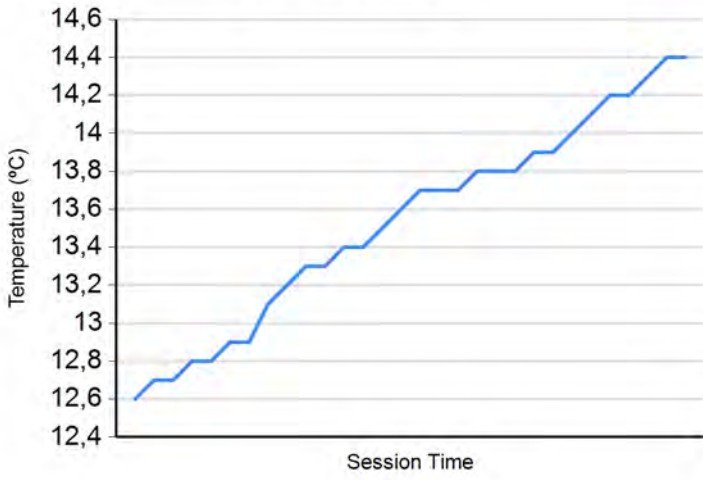
Pierre Martinet by Alméras

Porsche

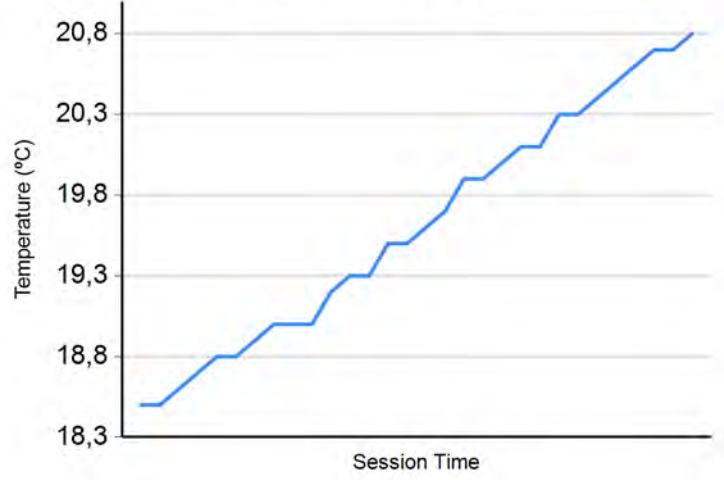
Nr.	In Day Time	In Time	Out Time	Pit Time	T. Pit Time	Handicap	Penalty
1	10:28:55.666	10:28:55.666	10:35:25.359	6:29.693	6:29.693		



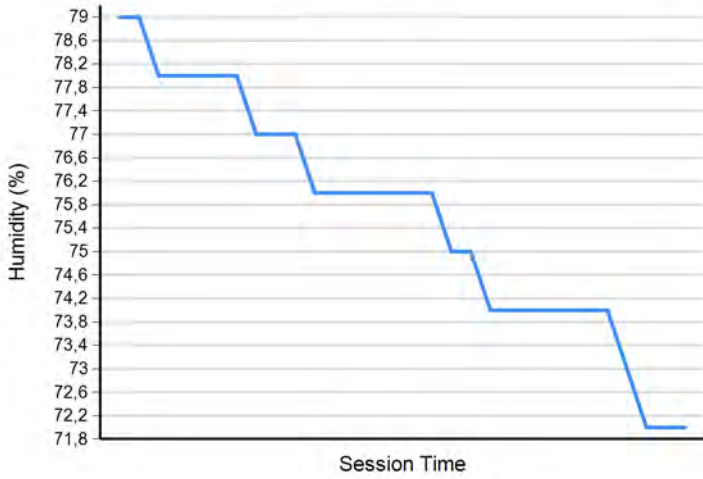
Air Temperature



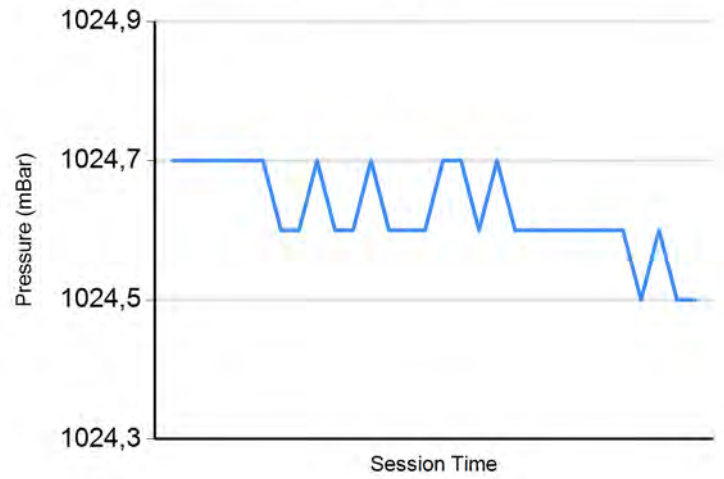
Track Temperature



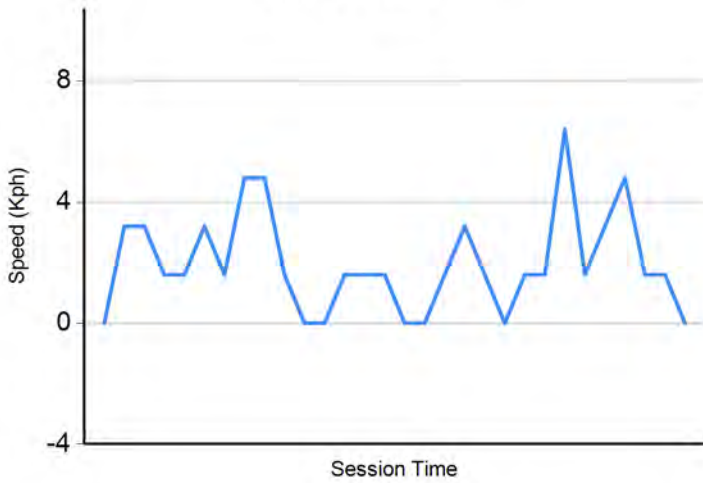
Humidity



Pressure

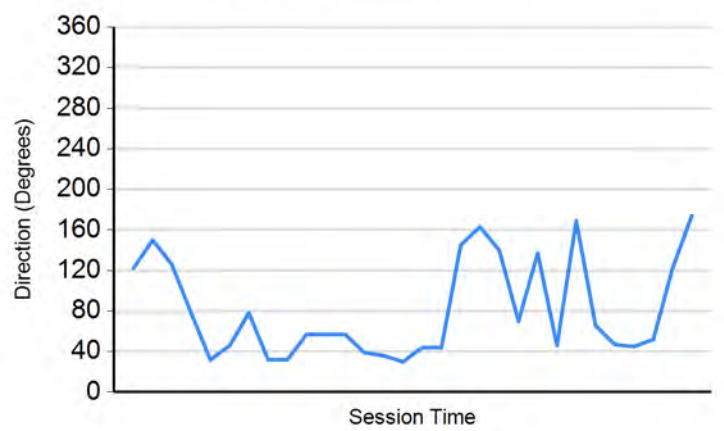


Wind Speed



Wind direction

North = 0°/360° Est = 90° South = 180° West = 270°





Circuito de Barcelona
Porsche Carrera Cup France
Qualifying
Final Results




Cls	Nº	Driver	Nat	Team	Class	Cls	Laps	Best	Time	Gap	Interval	Km/h
1	69	Florian Latorre	FRA	CLRT	PRO	1	11	10	1:47.239			156.2
2	1	Ayhancan Güven	TUR	Martinet by Alméras	PRO	2	10	4	1:47.460	0.221	0.221	155.9
3	91	Jaxon Evans	NZL	BWT Lechner Racing	PRO	3	10	4	1:47.662	0.423	0.202	155.6
4	27	Jean-Baptiste Simmenauer	FRA	BWT Lechner Racing	PRO	4	11	5	1:47.806	0.567	0.144	155.4
5	23	Marvin Klein	FRA	Martinet by Alméras	PRO	5	10	3	1:47.851	0.612	0.045	155.3
6	5	Adam Eteki	FRA	CLRT	PRO	6	10	4	1:47.962	0.723	0.111	155.2
7	87	Richard Wagner	DEU	BWT Lechner Racing	PRO	7	12	4	1:48.106	0.867	0.144	155.0
8	85	Hugo Chevalier	FRA	CLRT	PRO	8	11	3	1:48.291	1.052	0.185	154.7
9	55	Nicolas Misslin	FRA	BWT Lechner Racing	PROAM	1	11	4	1:48.492	1.253	0.201	154.4
10	74	Victor Blugeon	FRA	Pierre Martinet by Alméras	PRO	9	11	9	1:48.492	1.253	0.000	154.4
11	33	Evan Spenle	FRA	Sébastien Loeb Racing	PRO	10	14	11	1:48.544	1.305	0.052	154.3
12	20	Victor Weyrich	FRA	Pierre Martinet by Alméras	PRO	11	12	4	1:48.549	1.310	0.005	154.3
13	991	Ugo Gazil	FRA	Pierre Martinet by Alméras	PRO	12	13	11	1:48.662	1.423	0.113	154.2
14	911	Christophe Lapierre	FRA	Sébastien Loeb Racing	PROAM	2	14	5	1:49.123	1.884	0.461	153.5
15	11	Sylvain Noël	FRA	Racing Technology	PROAM	3	12	4	1:49.192	1.953	0.069	153.4
16	59	Maxence Maurice	FRA	IMSA Performance	AM	1	12	4	1:49.452	2.213	0.260	153.1
17	888	François Lansard	FRA	CLRT	AM	2	11	11	1:49.814	2.575	0.362	152.6
18	7	Jérôme Boullery	FRA	Racing Technology	PROAM	4	14	5	1:49.956	2.717	0.142	152.4
19	88	Stéphane Denoual	FRA	Martinet by Alméras	PROAM	5	11	4	1:50.040	2.801	0.084	152.2
20	26	Emil Caumes	FRA	CLRT	AM	3	8	8	1:50.571	3.332	0.531	151.5
21	4	Mathieu Blaise	FRA	Racing Technology	AM	4	12	5	1:50.749	3.510	0.178	151.3
22	30	Roland Berville	FRA	Pierre Martinet by Alméras	PROAM	6	14	13	1:50.786	3.547	0.037	151.2
23	44	Franck Leherpeur	FRA	Racing Technology	AM	5	14	7	1:50.878	3.639	0.092	151.1

CAR 991 LAPTIME LAP 4 DELETED TRACK LIMITS AT T15
 CAR 23 LAPTIME LAP 4 DELETED TRACK LIMITS AT T15
 CAR 888 LAPTIME LAP 6 DELETED TRACK LIMITS AT T9
 CAR 44 LAPTIME LAP 6 DELETED TRACK LIMITS AT T9
 CAR 44 LAPTIME LAP 6 DELETED TRACK LIMITS AT T9
 CAR 74 LAPTIME LAP 10 DELETED TRACK LIMITS AT T9
 CAR 5 LAPTIME LAP 8 DELETED TRACK LIMITS AT T9
 CAR 91 LAPTIME LAP 9 DELETED TRACK LIMITS AT T9
 CAR 85 LAPTIME LAP 10 DELETED TRACK LIMITS AT T9
 CAR 33 LAPTIME LAP 10 DELETED TRACK LIMITS AT T9

Published at:.....

Track Temp: **20.8 °C** Air Temp: **14.4 °C** Humidity: **72 %** Track Status: **DRY**

Stewards:	Race Director:	Timekeeper: 
------------------	-----------------------	---



Circuit de Barcelona
Porsche Carrera Cup France
Qualifying
Final 2 Fastest Lap Results



Cls	N°	Driver	Nat	Team	Class	Cls	Laps	Best	Time	Gap	Interval	Km/h
1	69	Florian Latorre	FRA	CLRT	PRO	1	11	3	1:47.293			156.2
2	1	Ayhancan Güven	TUR	Martinet by Alméras	PRO	2	10	8	1:47.490	0.197	0.197	155.9
3	91	Jaxon Evans	NZL	BWT Lechner Racing	PRO	3	10	3	1:47.680	0.387	0.190	155.6
4	27	Jean-Baptiste Simmenauer	FRA	BWT Lechner Racing	PRO	4	11	4	1:47.880	0.587	0.200	155.4
5	23	Marvin Klein	FRA	Martinet by Alméras	PRO	5	10	9	1:48.055	0.762	0.175	155.3
6	5	Adam Eteki	FRA	CLRT	PRO	6	10	3	1:48.213	0.920	0.158	155.2
7	87	Richard Wagner	DEU	BWT Lechner Racing	PRO	7	12	10	1:48.312	1.019	0.099	155.0
8	85	Hugo Chevalier	FRA	CLRT	PRO	8	11	4	1:48.479	1.186	0.167	154.7
9	20	Victor Weyrich	FRA	Pierre Martinet by Alméras	PRO	9	12	11	1:48.582	1.289	0.103	154.3
10	55	Nicolas Misslin	FRA	BWT Lechner Racing	PROAM	1	11	10	1:48.626	1.333	0.044	154.4
11	991	Ugo Gazil	FRA	Pierre Martinet by Alméras	PRO	10	13	3	1:48.671	1.378	0.045	154.2
12	33	Evan Spenle	FRA	Sébastien Loeb Racing	PRO	11	14	4	1:48.764	1.471	0.093	154.3
13	74	Victor Blugeon	FRA	Pierre Martinet by Alméras	PRO	12	11	11	1:48.860	1.567	0.096	154.4
14	11	Sylvain Noël	FRA	Racing Technology	PROAM	2	12	5	1:49.304	2.011	0.444	153.4
15	911	Christophe Lapierre	FRA	Sébastien Loeb Racing	PROAM	3	14	6	1:49.643	2.350	0.339	153.5
16	888	François Lansard	FRA	CLRT	AM	1	11	4	1:49.994	2.701	0.351	152.6
17	7	Jérôme Boullery	FRA	Racing Technology	PROAM	4	14	12	1:50.025	2.732	0.031	152.4
18	88	Stéphane Denoual	FRA	Martinet by Alméras	PROAM	5	11	10	1:50.071	2.778	0.046	152.2
19	59	Maxence Maurice	FRA	IMSA Performance	AM	2	12	11	1:50.072	2.779	0.001	153.1
20	26	Emil Caumes	FRA	CLRT	AM	3	8	7	1:50.652	3.359	0.580	151.5
21	4	Mathieu Blaise	FRA	Racing Technology	AM	4	12	6	1:50.760	3.467	0.108	151.3
22	44	Franck Leherpeur	FRA	Racing Technology	AM	5	14	13	1:50.886	3.593	0.126	151.1
23	30	Roland Berville	FRA	Pierre Martinet by Alméras	PROAM	6	14	14	1:51.260	3.967	0.374	151.2

CAR 991 LAPTIME LAP 4 DELETED TRACK LIMITS AT T15
 CAR 23 LAPTIME LAP 4 DELETED TRACK LIMITS AT T15
 CAR 888 LAPTIME LAP 6 DELETED TRACK LIMITS AT T9
 CAR 44 LAPTIME LAP 6 DELETED TRACK LIMITS AT T9
 CAR 44 LAPTIME LAP 6 DELETED TRACK LIMITS AT T9
 CAR 74 LAPTIME LAP 10 DELETED TRACK LIMITS AT T9
 CAR 5 LAPTIME LAP 8 DELETED TRACK LIMITS AT T9
 CAR 91 LAPTIME LAP 9 DELETED TRACK LIMITS AT T9
 CAR 85 LAPTIME LAP 10 DELETED TRACK LIMITS AT T9
 CAR 33 LAPTIME LAP 10 DELETED TRACK LIMITS AT T9

Published at:.....

Track Temp: **20.8 °C** Air Temp: **14.4 °C** Humidity: **72 %** Track Status: **DRY**

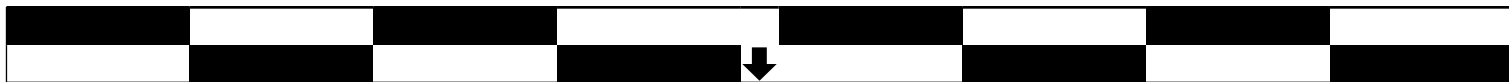
Stewards:	Race Director:	Timekeeper:
------------------	-----------------------	------------------------



Circuito de Barcelona
Porsche Carrera Cup France
Race - 1
Starting Grid



22	30	Roland Berville	1:50.786	.12.	23	44	Franck Leherpeur	1:50.878
20	26	Emil Caumes	1:50.571	.11.	21	4	Mathieu Blaise	1:50.749
18	7	Jérôme Boullery	1:49.956	.10.	19	88	Stéphane Denoual	1:50.040
16	59	Maxence Maurice	1:49.452	.9.	17	888	François Lansard	1:49.814
14	911	Christophe Lapierre	1:49.123	.8.	15	11	Sylvain Noël	1:49.192
12	20	Victor Weyrich	1:48.549	.7.	13	991	Ugo Gazil	1:48.662
10	74	Victor Blugeon	1:48.492	.6.	11	33	Evan Spenle	1:48.544
8	85	Hugo Chevalier	1:48.291	.5.	9	55	Nicolas Misslin	1:48.492
6	5	Adam Eteki	1:47.962	.4.	7	87	Richard Wagner	1:48.106
4	27	Jean-Baptiste Simmenauer	1:47.806	.3.	5	23	Marvin Klein	1:47.851
2	1	Ayhancan Güven	1:47.460	.2.	3	91	Jaxon Evans	1:47.662
				.1.	1	69	Florian Latorre	1:47.239



Pole

Published at:.....

Stewards:

Timekeeper:



Circuito de Barcelona
Porsche Carrera Cup France
Race - 1
Provisional Results



Cls	N°	Driver	Nat	Team	Class	Cls	Laps	Total Time	Gap	Interval	Km/h	Best	Time	Km/h
1	91	Jaxon Evans	NZL	BWT Lechner Racing	PRO	1	17	31:23.528			151.2	3	1:49.575	152.9
2	5	Adam Eteki	FRA	CLRT	PRO	2	17	31:25.012	1.484	1.484	151.1	6	1:49.768	152.6
3	27	Jean-Baptiste Simmenauer	FRA	BWT Lechner Racing	PRO	3	17	31:27.522	3.994	2.510	150.9	6	1:49.790	152.6
4	74	Victor Blugeon	FRA	Pierre Martinet by Alméras	PRO	4	17	31:29.347	5.819	1.825	150.7	5	1:49.873	152.5
5	87	Richard Wagner	DEU	BWT Lechner Racing	PRO	5	17	31:31.354	7.826	2.007	150.6	4	1:49.538	152.9
6	85	Hugo Chevalier	FRA	CLRT	PRO	6	17	31:33.801	10.273	2.447	150.4	10	1:50.294	151.9
7	55	Nicolas Misslin	FRA	BWT Lechner Racing	PROA	1	17	31:43.434	19.906	9.633	149.6	3	1:50.542	151.5
8	20	Victor Weyrich	FRA	Pierre Martinet by Alméras	PRO	7	17	31:43.655	20.127	0.221	149.6	3	1:50.614	151.4
9	911	Christophe Lapierre	FRA	Sébastien Loeb Racing	PROA	2	17	31:44.811	21.283	1.156	149.5	3	1:50.697	151.3
10	33	Evan Spenle	FRA	Sébastien Loeb Racing	PRO	8	17	31:45.427	21.899	0.616	149.5	6	1:50.454	151.7
11	69	Florian Latorre	FRA	CLRT	PRO	9	17	31:48.059	24.531	2.632	149.3	9	1:49.030	153.7
12	991	Ugo Gazil	FRA	Pierre Martinet by Alméras	PRO	10	17	31:51.340	27.812	3.281	149.0	7	1:50.870	151.1
13	7	Jérôme Boullery	FRA	Racing Technology	PROA	3	17	31:51.956	28.428	0.616	149.0	3	1:50.804	151.2
14	888	François Lansard	FRA	CLRT	AM	1	17	31:54.781	31.253	2.825	148.7	4	1:50.878	151.1
15	26	Emil Caumes	FRA	CLRT	AM	2	17	32:10.269	46.741	15.488	147.5	4	1:50.359	151.8
16	4	Mathieu Blaise	FRA	Racing Technology	AM	3	17	32:15.041	51.513	4.772	147.2	5	1:52.254	149.2
17	44	Franck Leherpeur	FRA	Racing Technology	AM	4	17	32:26.507	1:02.979	11.466	146.3	5	1:52.228	149.3
18	11	Sylvain Noël	FRA	Racing Technology	PROA	4	17	32:27.295	1:03.767	0.788	146.2	3	1:50.721	151.3
19	1	Ayhancan Güven	TUR	Martinet by Alméras	PRO	11	17	32:34.073	1:10.545	6.778	145.7	3	1:49.205	153.4
Not classified: (Requirements: 75% of number laps of leader = 13 Laps)														
23	Marvin Klein	FRA	Martinet by Alméras	PRO	12	4	7:24.958	13 Laps	13 Laps	150.6	2	1:49.604	152.8	
30	Roland Berville	FRA	Pierre Martinet by Alméras	PROA	5	2	3:57.931	15 Laps	2 Laps	140.8	2	1:53.653	147.4	
88	Stéphane Denoual	FRA	Martinet by Alméras	PROA	6	1	2:19.601	16 Laps	1 Lap	120.0	1	2:19.601	120.0	
59	Maxence Maurice	FRA	IMSA Performance	AM	5									

Fastest lap Florian Latorre in 1:49.030 at 153.7 Km/h in lap 9

Published at:.....

Track Temp: **31.6 °C** Air Temp: **24.8 °C** Humidity: **40 %** Track Status: **DRY**

Stewards:	Race Director:	Timekeeper: 
------------------	-----------------------	---



Circuito de Barcelona
Porsche Carrera Cup France
Race - 1
Provisional Results by Class



Cla	N°	Driver	Nat	Team	Class	Cls	Laps	Total Time	Gap	Interval	Km/h	Best	Time	Km/h
AM														
1	888	François Lansard	FRA	CLRT	AM	1	17	31:54.781			148.7	4	1:50.878	151.1
2	26	Emil Caumes	FRA	CLRT	AM	2	17	32:10.269	46.741	15.488	147.5	4	1:50.359	151.8
3	4	Mathieu Blaise	FRA	Racing Technology	AM	3	17	32:15.041	51.513	4.772	147.2	5	1:52.254	149.2
4	44	Franck Leherpeur	FRA	Racing Technology	AM	4	17	32:26.507	1:02.979	11.466	146.3	5	1:52.228	149.3
Not classified: (Requirements: 75% of number laps of leader = 13 Laps)														
	59	Maxence Maurice	FRA	IMSA Performance	AM	5								

Published at:.....

Track Temp: **31.6 °C** Air Temp: **24.8 °C** Humidity: **40 %** Track Status: **DRY**

Stewards:

Race Director:

Timekeeper:



Circuito de Barcelona
Porsche Carrera Cup France
Race - 1
Provisional Results by Class



Cla	N°	Driver	Nat	Team	Class	Cls	Laps	Total Time	Gap	Interval	Km/h	Best	Time	Km/h
PRO														
1	91	Jaxon Evans	NZL	BWT Lechner Racing	PRO	1	17	31:23.528			151.2	3	1:49.575	152.9
2	5	Adam Eteki	FRA	CLRT	PRO	2	17	31:25.012	1.484	1.484	151.1	6	1:49.768	152.6
3	27	Jean-Baptiste Simmenauer	FRA	BWT Lechner Racing	PRO	3	17	31:27.522	3.994	2.510	150.9	6	1:49.790	152.6
4	74	Victor Blugeon	FRA	Pierre Martinet by Alméras	PRO	4	17	31:29.347	5.819	1.825	150.7	5	1:49.873	152.5
5	87	Richard Wagner	DEU	BWT Lechner Racing	PRO	5	17	31:31.354	7.826	2.007	150.6	4	1:49.538	152.9
6	85	Hugo Chevalier	FRA	CLRT	PRO	6	17	31:33.801	10.273	2.447	150.4	10	1:50.294	151.9
7	20	Victor Weyrich	FRA	Pierre Martinet by Alméras	PRO	7	17	31:43.655	20.127	9.854	149.6	3	1:50.614	151.4
8	33	Evan Spence	FRA	Sébastien Loeb Racing	PRO	8	17	31:45.427	21.899	1.772	149.5	6	1:50.454	151.7
9	69	Florian Latorre	FRA	CLRT	PRO	9	17	31:48.059	24.531	2.632	149.3	9	1:49.030	153.7
10	991	Ugo Gazil	FRA	Pierre Martinet by Alméras	PRO	10	17	31:51.340	27.812	3.281	149.0	7	1:50.870	151.1
11	1	Ayhancan Güven	TUR	Martinet by Alméras	PRO	11	17	32:34.073	1:10.545	42.733	145.7	3	1:49.205	153.4
Not classified: (Requirements: 75% of number laps of leader = 13 Laps)														
	23	Marvin Klein	FRA	Martinet by Alméras	PRO	12	4	7:24.958	13 Laps	13 Laps	150.6	2	1:49.604	152.8

Published at:.....

Track Temp: **31.6 °C** Air Temp: **24.8 °C** Humidity: **40 %** Track Status: **DRY**

Stewards:

Race Director:

Timekeeper:



Circuito de Barcelona
Porsche Carrera Cup France
Race - 1
Provisional Results by Class



Cla	N°	Driver	Nat	Team	Class	Cls	Laps	Total Time	Gap	Interval	Km/h	Best	Time	Km/h
PROAM														
1	55	Nicolas Mislin	FRA	BWT Lechner Racing	PROA	1	17	31:43.434			149.6	3	1:50.542	151.5
2	911	Christophe Lapierre	FRA	Sébastien Loeb Racing	PROA	2	17	31:44.811	21.283	1.377	149.5	3	1:50.697	151.3
3	7	Jérôme Boullery	FRA	Racing Technology	PROA	3	17	31:51.956	28.428	7.145	149.0	3	1:50.804	151.2
4	11	Sylvain Noël	FRA	Racing Technology	PROA	4	17	32:27.295	1:03.767	35.339	146.2	3	1:50.721	151.3
Not classified: (Requirements: 75% of number laps of leader = 13 Laps)														
	30	Roland Berville	FRA	Pierre Martinet by Alméras	PROA	5	2	3:57.931	15 Laps	15 Laps	140.8	2	1:53.653	147.4
	88	Stéphane Denoual	FRA	Martinet by Alméras	PROA	6	1	2:19.601	16 Laps	1 Lap	120.0	1	2:19.601	120.0

Fastest lap Florian Latorre in 1:49.030 at 153.7 Km/h in lap 9

Published at:.....

Track Temp: **31.6 °C** Air Temp: **24.8 °C** Humidity: **40 %** Track Status: **DRY**

Stewards:

Race Director:

Timekeeper:



Circuit de Barcelona
Porsche Carrera Cup France
Race - 1



Provisional Classification by Driver Fastest Lap

Cls	N°	Driver	Team	Class	Cls	Laps	Best	Time	Gap	Interval	Km/h
1	69	Florian Latorre	FRA CLRT	PRO	1	17	9	1:49.030			153.7
2	1	Ayhancan Güven	TUR Martinet by Alméras	PRO	2	17	3	1:49.205	0.175	0.175	153.4
3	87	Richard Wagner	DEU BWT Lechner Racing	PRO	3	17	4	1:49.538	0.508	0.333	152.9
4	91	Jaxon Evans	NZL BWT Lechner Racing	PRO	4	17	3	1:49.575	0.545	0.037	152.9
5	23	Marvin Klein	FRA Martinet by Alméras	PRO	5	4	2	1:49.604	0.574	0.029	152.8
6	5	Adam Eteki	FRA CLRT	PRO	6	17	6	1:49.768	0.738	0.164	152.6
7	27	Jean-Baptiste Simmenauer	FRA BWT Lechner Racing	PRO	7	17	6	1:49.790	0.760	0.022	152.6
8	74	Victor Blugeon	FRA Pierre Martinet by Alméras	PRO	8	17	5	1:49.873	0.843	0.083	152.5
9	85	Hugo Chevalier	FRA CLRT	PRO	9	17	10	1:50.294	1.264	0.421	151.9
10	26	Emil Caumes	FRA CLRT	AM	1	17	4	1:50.359	1.329	0.065	151.8
11	33	Evan Spence	FRA Sébastien Loeb Racing	PRO	10	17	6	1:50.454	1.424	0.095	151.7
12	55	Nicolas Mislin	FRA BWT Lechner Racing	PROA	1	17	3	1:50.542	1.512	0.088	151.5
13	20	Victor Weyrich	FRA Pierre Martinet by Alméras	PRO	11	17	3	1:50.614	1.584	0.072	151.4
14	91	Christophe Lapierre	FRA Sébastien Loeb Racing	PROA	2	17	3	1:50.697	1.667	0.083	151.3
15	11	Sylvain Noël	FRA Racing Technology	PROA	3	17	3	1:50.721	1.691	0.024	151.3
16	7	Jérôme Boullery	FRA Racing Technology	PROA	4	17	3	1:50.804	1.774	0.083	151.2
17	99	Ugo Gazil	FRA Pierre Martinet by Alméras	PRO	12	17	7	1:50.870	1.840	0.066	151.1
18	88	François Lansard	FRA CLRT	AM	2	17	4	1:50.878	1.848	0.008	151.1
19	44	Franck Leherpeur	FRA Racing Technology	AM	3	17	5	1:52.228	3.198	1.350	149.3
20	4	Mathieu Blaise	FRA Racing Technology	AM	4	17	5	1:52.254	3.224	0.026	149.2
21	30	Roland Berville	FRA Pierre Martinet by Alméras	PROA	5	2	2	1:53.653	4.623	1.399	147.4
22	88	Stéphane Denoual	FRA Martinet by Alméras	PROA	6	1	1	2:19.601	30.571	25.948	120.0



Circuit de Barcelona
Porsche Carrera Cup France
Race - 1
Distance and Speed Average



Cls	Nº	Driver	Nat	Team	Class	Cls	Laps	Distance	Total Time	Km/h
1	91	Jaxon Evans	NZL	BWT Lechner Racing	PRO	1	17	79.13	31:23.528	151.2
2	5	Adam Eteki	FRA	CLRT	PRO	2	17	79.13	31:25.012	151.1
3	27	Jean-Baptiste Simmenauer	FRA	BWT Lechner Racing	PRO	3	17	79.13	31:27.522	150.9
4	74	Victor Blugeon	FRA	Pierre Martinet by Alméras	PRO	4	17	79.13	31:29.347	150.7
5	87	Richard Wagner	DEU	BWT Lechner Racing	PRO	5	17	79.13	31:31.354	150.6
6	85	Hugo Chevalier	FRA	CLRT	PRO	6	17	79.13	31:33.801	150.4
7	55	Nicolas Misslin	FRA	BWT Lechner Racing	PROAM	1	17	79.13	31:43.434	149.6
8	20	Victor Weyrich	FRA	Pierre Martinet by Alméras	PRO	7	17	79.13	31:43.655	149.6
9	911	Christophe Lapierre	FRA	Sébastien Loeb Racing	PROAM	2	17	79.13	31:44.811	149.5
10	33	Evan Spenle	FRA	Sébastien Loeb Racing	PRO	8	17	79.13	31:45.427	149.5
11	69	Florian Latorre	FRA	CLRT	PRO	9	17	79.13	31:48.059	149.3
12	991	Ugo Gazil	FRA	Pierre Martinet by Alméras	PRO	10	17	79.13	31:51.340	149.0
13	7	Jérôme Boullery	FRA	Racing Technology	PROAM	3	17	79.13	31:51.956	149.0
14	888	François Lansard	FRA	CLRT	AM	1	17	79.13	31:54.781	148.7
15	26	Emil Caumes	FRA	CLRT	AM	2	17	79.13	32:10.269	147.5
16	4	Mathieu Blaise	FRA	Racing Technology	AM	3	17	79.13	32:15.041	147.2
17	44	Franck Leherpeur	FRA	Racing Technology	AM	4	17	79.13	32:26.507	146.3
18	11	Sylvain Noël	FRA	Racing Technology	PROAM	4	17	79.13	32:27.295	146.2
19	1	Ayhancan Güven	TUR	Martinet by Alméras	PRO	11	17	79.13	32:34.073	145.7
Not classified: (Requirements: 75% of number laps of leader = 13 Laps)										
	23	Marvin Klein	FRA	Martinet by Alméras	PRO	12	4	18.62	7:24.958	150.6
	30	Roland Berville	FRA	Pierre Martinet by Alméras	PROAM	5	2	09.31	3:57.931	140.8
	88	Stéphane Denoual	FRA	Martinet by Alméras	PROAM	6	1	04.65	2:19.601	120.0
	59	Maxence Maurice	FRA	IMSA Performance	AM	5				



Circuito de Barcelona
Porsche Carrera Cup France
Race - 1
Lap Analysis



1 Ayhancan Güven							5 Adam Eteki								
PRO							CLRT								
Lap	D	Time	Sector 1	Sector 2	Sector 3	T. Spd	Elapsed	Lap	D	Time	Sector 1	Sector 2	Sector 3	T. Spd	Elapsed
1		1:53.467	35.322	42.137	36.008	220.4	1:53.467	1		1:55.692	36.113	43.342	36.237	227.3	1:55.692
2		1:49.855	31.550	42.118	36.187	267.3	3:43.322	2		1:49.910	31.371	42.058	36.481	270.0	3:45.602
3		1:49.205	31.457	41.838	35.910	267.9	5:32.527	3		1:50.415	31.446	41.997	36.972	268.6	5:36.017
4		1:49.404	31.603	41.813	35.988	267.9	7:21.931	4		1:49.968	31.620	42.057	36.291	265.3	7:25.985
5		1:49.777	31.440	42.159	36.178	268.6	9:11.708	5		1:49.799	31.500	42.154	36.145	270.6	9:15.784
6		1:52.413	32.190	42.726	37.497	268.6	11:04.121	6		1:49.768	31.425	42.217	36.126	269.3	11:05.552
7		1:54.633	32.118	43.742	38.773	268.6	12:58.754	7		1:53.986	31.547	43.619	38.820	270.6	12:59.538
8		1:50.091	31.569	42.135	36.387	265.3	14:48.845	8		1:50.625	31.951	42.376	36.298	267.9	14:50.163
9		1:51.456	32.098	42.899	36.459	266.6	16:40.301	9		1:50.524	31.611	42.417	36.496	270.0	16:40.687
10		1:53.076	31.652	42.480	38.944	268.6	18:33.377	10		1:50.516	31.737	42.427	36.352	272.0	18:31.203
11		1:53.976	32.534	43.850	37.592	231.7	20:27.353	11		1:50.212	31.582	42.239	36.391	267.9	20:21.415
12		1:55.130	32.629	44.907	37.594	257.7	22:22.483	12		1:50.428	31.607	42.529	36.292	267.9	22:11.843
13		1:56.719	33.084	45.377	38.258	241.0	24:19.202	13		1:50.340	31.627	42.374	36.339	269.3	24:02.183
14		2:04.140 P	32.810	46.862	44.468	252.9	26:23.342	14		1:50.798	31.700	42.534	36.564	268.6	25:52.981
15		2:28.659	1:09.517	42.438	36.704	193.5	28:52.001	15		1:50.616	31.649	42.476	36.491	267.9	27:43.597
16		1:51.064	32.261	42.336	36.467	267.9	30:43.065	16		1:50.538	31.573	42.670	36.295	267.9	29:34.135
17		1:51.008	31.563	42.332	37.113	267.9	32:34.073	17		1:50.877	31.686	42.607	36.584	267.9	31:25.012

4 Mathieu Blaise							7 Jérôme Boullery								
AM							PROAM								
Lap	D	Time	Sector 1	Sector 2	Sector 3	T. Spd	Elapsed	Lap	D	Time	Sector 1	Sector 2	Sector 3	T. Spd	Elapsed
1		2:05.563	39.588	45.608	40.367	232.7	2:05.563	1		2:01.404	38.323	45.277	37.804	235.8	2:01.404
2		1:52.955	32.265	42.727	37.963	268.6	3:58.518	2		1:51.457	31.988	42.643	36.826	268.6	3:52.861
3		1:53.503	31.790	44.314	37.399	269.3	5:52.021	3		1:50.804	31.624	42.256	36.924	270.6	5:43.665
4		1:52.768	32.115	42.862	37.791	266.6	7:44.789	4		1:51.090	31.592	42.587	36.911	271.3	7:34.755
5		1:52.254	32.048	43.238	36.968	267.3	9:37.043	5		1:51.684	31.553	43.583	36.548	272.0	9:26.439
6		1:52.447	32.387	42.939	37.121	266.6	11:29.490	6		1:51.136	31.726	42.495	36.915	271.3	11:17.575
7		1:53.092	32.299	43.223	37.570	266.6	13:22.582	7		1:50.907	31.749	42.514	36.644	270.6	13:08.482
8		1:54.106	33.330	43.240	37.536	264.0	15:16.688	8		1:51.215	31.700	42.651	36.864	269.3	14:59.697
9		1:53.575	32.141	43.531	37.903	265.3	17:10.263	9		1:51.554	31.646	42.692	37.216	272.0	16:51.251
10		1:52.361	32.096	42.808	37.457	264.7	19:02.624	10		1:53.990	33.940	43.006	37.044	273.4	18:45.241
11		1:52.434	32.072	43.041	37.321	266.0	20:55.058	11		1:51.400	31.698	42.666	37.036	271.3	20:36.641
12		1:53.485	32.229	43.599	37.657	265.3	22:48.543	12		1:52.156	31.916	42.953	37.287	270.0	22:28.797
13		1:53.270	32.341	43.456	37.473	264.0	24:41.813	13		1:51.809	31.821	42.967	37.021	271.3	24:20.606
14		1:52.969	32.065	43.335	37.569	266.0	26:34.782	14		1:53.614	32.060	43.510	38.044	271.3	26:14.220
15		1:53.082	32.083	43.270	37.729	266.6	28:27.864	15		1:52.227	32.050	42.938	37.239	269.3	28:06.447
16		1:52.963	32.034	43.412	37.517	266.0	30:20.827	16		1:52.835	32.096	43.296	37.443	269.3	29:59.282
17		1:54.214	32.363	43.386	38.465	266.0	32:15.041	17		1:52.674	31.959	43.245	37.470	270.0	31:51.956



Circuito de Barcelona
Porsche Carrera Cup France
Race - 1
Lap Analysis



11 Sylvain Noël Porsche **26** Emil Caumes Porsche
 PROAM Racing Technology AM CLRT

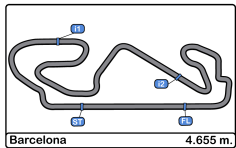
Lap	D	Time	Sector 1	Sector 2	Sector 3	T. Spd	Elapsed	Lap	D	Time	Sector 1	Sector 2	Sector 3	T. Spd	Elapsed
1		2:00.269	38.157	44.828	37.284	231.2	2:00.269	1		2:04.784	39.557	45.139	40.088	230.2	2:04.784
2		1:51.539	31.684	42.872	36.983	268.6	3:51.808	2		1:51.895	32.000	42.911	36.984	270.6	3:56.679
3		1:50.721	31.353	42.507	36.861	270.6	5:42.529	3		1:51.016	31.601	42.700	36.715	270.6	5:47.695
4		1:51.503	31.777	42.871	36.855	269.3	7:34.032	4		1:50.359	31.677	42.315	36.367	268.6	7:38.054
5		2:32.540	31.800	1:24.020	36.720	272.7	10:06.572	5		1:51.226	31.975	42.478	36.773	270.0	9:29.280
6		1:51.585	31.822	42.532	37.231	266.6	11:58.157	6		1:51.201	31.693	42.705	36.803	272.0	11:20.481
7		1:51.232	31.898	42.530	36.804	266.0	13:49.389	7		1:51.814	31.730	42.671	37.413	272.0	13:12.295
8		1:51.189	31.898	42.623	36.668	267.3	15:40.578	8		1:51.378	31.703	42.703	36.972	269.3	15:03.673
9		1:51.360	31.987	42.708	36.665	266.6	17:31.938	9		1:51.630	31.811	42.672	37.147	270.0	16:55.303
10		1:51.731	32.025	42.879	36.827	266.0	19:23.669	10		1:52.414	31.962	43.173	37.279	268.6	18:47.717
11		1:51.468	32.000	42.629	36.839	267.3	21:15.137	11		1:52.792	31.982	43.296	37.514	269.3	20:40.509
12		1:51.322	32.025	42.557	36.740	267.3	23:06.459	12		1:53.634	33.058	43.320	37.256	268.6	22:34.143
13		1:51.425	31.842	42.733	36.850	268.6	24:57.884	13		2:03.141	32.254	52.845	38.042	268.6	24:37.284
14		1:52.280	31.956	42.917	37.407	267.9	26:50.164	14		1:53.519	32.695	43.228	37.596	265.3	26:30.803
15		1:52.777	32.448	43.144	37.185	266.6	28:42.941	15		1:53.576	32.590	43.414	37.572	266.0	28:24.379
16		1:52.201	32.161	42.823	37.217	267.9	30:35.142	16		1:52.698	32.291	42.970	37.437	266.0	30:17.077
17		1:52.153	32.083	42.934	37.136	267.3	32:27.295	17		1:53.192	32.364	43.272	37.556	265.3	32:10.269

20 Victor Weyrich Porsche **27** Jean-Baptiste Simmenauer Porsche
 PRO Pierre Martinet by Alméras PRO BWT Lechner Racing

Lap	D	Time	Sector 1	Sector 2	Sector 3	T. Spd	Elapsed	Lap	D	Time	Sector 1	Sector 2	Sector 3	T. Spd	Elapsed
1		1:59.199	37.425	44.674	37.100	233.7	1:59.199	1		1:56.368	36.232	43.727	36.409	227.8	1:56.368
2		1:51.138	31.822	42.584	36.732	271.3	3:50.337	2		1:49.852	31.580	42.128	36.144	270.0	3:46.220
3		1:50.614	31.456	42.469	36.689	270.6	5:40.951	3		1:50.474	31.471	42.126	36.877	270.6	5:36.694
4		1:52.108	32.486	43.005	36.617	270.0	7:33.059	4		1:50.082	31.737	42.119	36.226	270.6	7:26.776
5		1:52.521	31.879	43.820	36.822	272.7	9:25.580	5		1:50.033	31.411	42.250	36.372	272.7	9:16.809
6		1:50.935	31.601	42.548	36.786	271.3	11:16.515	6		1:49.790	31.351	42.153	36.286	270.6	11:06.599
7		1:50.902	31.609	42.497	36.796	270.0	13:07.417	7		1:53.160	31.469	43.018	38.673	271.3	12:59.759
8		1:51.257	31.667	42.580	37.010	271.3	14:58.674	8		1:50.977	31.914	42.612	36.451	272.7	14:50.736
9		1:51.714	31.637	42.551	37.526	274.1	16:50.388	9		1:50.500	31.558	42.384	36.558	272.0	16:41.236
10		1:51.135	31.902	42.404	36.829	272.7	18:41.523	10		1:50.631	31.516	42.623	36.492	270.6	18:31.867
11		1:51.174	31.722	42.673	36.779	268.6	20:32.697	11		1:50.436	31.458	42.521	36.457	271.3	20:22.303
12		1:51.354	31.791	42.639	36.924	269.3	22:24.051	12		1:50.614	31.521	42.409	36.684	270.6	22:12.917
13		1:51.768	31.850	43.153	36.765	270.6	24:15.819	13		1:50.657	31.513	42.551	36.593	271.3	24:03.574
14		1:51.396	31.654	42.879	36.863	270.0	26:07.215	14		1:50.951	31.576	42.665	36.710	270.0	25:54.525
15		1:51.836	31.790	42.983	37.063	270.6	27:59.051	15		1:50.901	31.625	42.575	36.701	270.0	27:45.426
16		1:52.077	31.857	43.233	36.987	271.3	29:51.128	16		1:50.956	31.641	42.512	36.803	269.3	29:36.382
17		1:52.527	31.863	43.180	37.484	268.6	31:43.655	17		1:51.140	31.706	42.589	36.845	267.9	31:27.522

23 Marvin Klein Porsche **30** Roland Berville Porsche
 PRO Martinet by Alméras PROAM Pierre Martinet by Alméras

Lap	D	Time	Sector 1	Sector 2	Sector 3	T. Spd	Elapsed	Lap	D	Time	Sector 1	Sector 2	Sector 3	T. Spd	Elapsed
1		1:54.888	36.252	42.647	35.989	226.8	1:54.888	1		2:04.278	40.108	46.273	37.897	219.9	2:04.278
2		1:49.604	31.583	42.001	36.020	269.3	3:44.492	2		1:53.653	32.543	43.655	37.455	264.7	3:57.931
3		1:50.210	31.449	42.122	36.639	268.6	5:34.702								
4		1:50.256	31.700	42.310	36.246	267.9	7:24.958								
5			31.709			268.6									



Circuito de Barcelona
Porsche Carrera Cup France
Race - 1
Lap Analysis

**33**

Evan Spenle

Porsche **55**

Nicolas Misslin

Porsche

PRO Sébastien Loeb Racing PROAM BWT Lechner Racing

Lap	D	Time	Sector 1	Sector 2	Sector 3	T. Spd	Elapsed	Lap	D	Time	Sector 1	Sector 2	Sector 3	T. Spd	Elapsed
1		2:02.199	37.254	46.195	38.750	232.2	2:02.199	1		1:58.215	36.823	44.276	37.116	231.7	1:58.215
2		1:50.827	31.633	42.544	36.650	268.6	3:53.026	2		1:50.845	31.750	42.378	36.717	270.6	3:49.060
3		1:50.806	31.705	42.335	36.766	273.4	5:43.832	3		1:50.542	31.604	42.267	36.671	270.6	5:39.602
4		1:51.171	31.684	42.709	36.778	272.7	7:35.003	4		1:51.188	31.807	42.520	36.861	269.3	7:30.790
5		1:52.874	31.577	44.522	36.775	272.7	9:27.877	5		1:50.792	31.730	42.522	36.540	270.0	9:21.582
6		1:50.454	31.436	42.486	36.532	272.0	11:18.331	6		1:50.858	31.848	42.302	36.708	268.6	11:12.440
7		1:50.666	31.521	42.409	36.736	270.6	13:08.997	7		1:50.958	31.655	42.417	36.886	267.9	13:03.398
8		1:50.925	31.646	42.554	36.725	271.3	14:59.922	8		1:52.558	31.832	42.872	37.854	267.9	14:55.956
9		1:51.474	31.795	42.577	37.102	276.2	16:51.396	9		1:51.998	32.388	42.840	36.770	244.8	16:47.954
10		1:51.675	32.011	42.852	36.812	274.8	18:43.071	10		1:51.167	31.611	42.760	36.796	269.3	18:39.121
11		1:51.214	31.765	42.709	36.740	271.3	20:34.285	11		1:51.998	31.810	42.816	37.372	268.6	20:31.119
12		1:51.334	31.776	42.703	36.855	271.3	22:25.619	12		1:51.750	31.924	42.821	37.005	267.9	22:22.869
13		1:51.838	31.778	43.158	36.902	272.7	24:17.457	13		1:52.104	32.166	42.657	37.281	269.3	24:14.973
14		1:51.388	31.703	42.741	36.944	271.3	26:08.845	14		1:51.613	31.792	42.850	36.971	267.9	26:06.586
15		1:51.759	31.790	42.877	37.092	271.3	28:00.604	15		1:52.060	31.918	42.948	37.194	267.3	27:58.646
16		1:52.501	32.560	43.024	36.917	270.0	29:53.105	16		1:51.805	31.987	42.952	36.866	267.3	29:50.451
17		1:52.322	32.008	43.147	37.167	270.0	31:45.427	17		1:52.983	32.247	43.083	37.653	266.6	31:43.434

44

Franck Leherpeur

Porsche **59**

Maxence Maurice

Porsche

AM Racing Technology AM IMSA Performance

Lap	D	Time	Sector 1	Sector 2	Sector 3	T. Spd	Elapsed	Lap	D	Time	Sector 1	Sector 2	Sector 3	T. Spd	Elapsed
1		2:03.662	38.781	46.768	38.113	237.3	2:03.662	1			38.629	45.761		225.9	
2		1:52.464	32.306	43.108	37.050	270.0	3:56.126	69 Florian Latorre Porsche							
3		1:52.651	31.892	42.719	38.040	269.3	5:48.777	PRO CLRT							
4		1:52.423	32.159	42.840	37.424	267.3	7:41.200	Lap D	Time	Sector 1	Sector 2	Sector 3	T. Spd	Elapsed	
5		1:52.228	32.075	43.086	37.067	267.9	9:33.428	1	1:52.685	34.482	42.084	36.119	219.5	1:52.685	
6		1:52.330	32.191	43.072	37.067	267.9	11:25.758	2	1:49.990	31.591	42.157	36.242	262.7	3:42.675	
7		2:05.487	32.063	42.822	50.602	268.6	13:31.245	3	1:49.141	31.452	41.720	35.969	264.0	5:31.816	
8		1:53.275	32.731	43.174	37.370	264.0	15:24.520	4	1:49.454	31.619	41.917	35.918	264.0	7:21.270	
9		1:52.711	32.200	43.066	37.445	266.6	17:17.231	5	1:49.665	31.534	41.997	36.134	265.3	9:10.935	
10		1:52.693	32.301	43.170	37.222	264.7	19:09.924	6	1:52.468	32.681	42.486	37.301	249.4	11:03.403	
11		1:52.275	32.098	42.899	37.278	266.6	21:02.199	7	1:59.483 P	32.607	43.466	43.410	265.3	13:02.886	
12		1:53.662	32.582	43.529	37.551	266.6	22:55.861	8	2:10.037	51.951	41.971	36.115	194.2	15:12.923	
13		1:53.340	32.519	43.344	37.477	266.0	24:49.201	9	1:49.030	31.194	41.818	36.018	267.3	17:01.953	
14		1:53.529	32.370	43.293	37.866	266.0	26:42.730	10	1:49.577	31.416	42.076	36.085	268.6	18:51.530	
15		1:54.850	32.893	44.025	37.932	266.6	28:37.580	11	1:49.547	31.274	42.056	36.217	269.3	20:41.077	
16		1:54.115	32.577	43.442	38.096	266.0	30:31.695	12	1:50.336	31.952	41.998	36.386	271.3	22:31.413	
17		1:54.812	33.136	43.840	37.836	264.7	32:26.507	13	1:50.479	31.367	42.438	36.674	270.0	24:21.892	
								14	1:51.324	31.497	42.950	36.877	270.6	26:13.216	
								15	1:52.592	31.722	42.684	38.186	272.0	28:05.808	
								16	1:51.900	32.336	42.842	36.722	272.0	29:57.708	
								17	1:50.351	31.414	42.315	36.622	267.9	31:48.059	



Circuito de Barcelona
Porsche Carrera Cup France
Race - 1
Lap Analysis



74

Victor Blugeon

Porsche

87

Richard Wagner

Porsche

PRO Pierre Martinet by Alméras PRO BWT Lechner Racing

Lap D	Time	Sector 1	Sector 2	Sector 3	T. Spd	Elapsed	Lap D	Time	Sector 1	Sector 2	Sector 3	T. Spd	Elapsed
1	1:57.055	36.496	43.688	36.871	229.2	1:57.055	1	1:54.115	35.723	42.215	36.177	232.2	1:54.115
2	1:51.350	31.460	42.431	37.459	269.3	3:48.405	2	1:49.682	31.457	42.040	36.185	269.3	3:43.797
3	1:49.889	31.415	42.054	36.420	268.6	5:38.294	3	1:49.571	31.463	42.049	36.059	270.0	5:33.368
4	1:50.235	31.659	42.304	36.272	267.9	7:28.529	4	1:49.538	31.477	41.896	36.165	269.3	7:22.906
5	1:49.873	31.576	42.024	36.273	269.3	9:18.402	5	1:49.984	31.533	42.244	36.207	270.0	9:12.890
6	1:49.949	31.443	42.207	36.299	269.3	11:08.351	6	1:51.525	31.627	42.432	37.466	269.3	11:04.415
7	1:51.676	31.462	42.364	37.850	270.6	13:00.027	7	1:56.597	32.059	43.727	40.811	272.7	13:01.012
8	1:50.977	31.925	42.650	36.402	270.0	14:51.004	8	1:50.972	31.922	42.407	36.643	266.6	14:51.984
9	1:50.665	31.630	42.518	36.517	273.4	16:41.669	9	1:50.658	31.607	42.371	36.680	271.3	16:42.642
10	1:50.798	31.530	42.486	36.782	272.0	18:32.467	10	1:51.170	31.501	42.530	37.139	270.0	18:33.812
11	1:50.607	31.469	42.509	36.629	270.0	20:23.074	11	1:51.580	32.374	42.571	36.635	244.8	20:25.392
12	1:50.704	31.578	42.439	36.687	270.0	22:13.778	12	1:51.018	31.562	42.442	37.014	268.6	22:16.410
13	1:50.709	31.592	42.608	36.509	270.6	24:04.487	13	1:50.552	31.615	42.367	36.570	269.3	24:06.962
14	1:50.966	31.632	42.625	36.709	270.0	25:55.453	14	1:51.239	31.558	42.900	36.781	270.0	25:58.201
15	1:51.545	32.017	42.723	36.805	270.0	27:46.998	15	1:50.921	31.687	42.610	36.624	268.6	27:49.122
16	1:51.096	31.624	42.641	36.831	268.6	29:38.094	16	1:50.873	31.600	42.497	36.776	269.3	29:39.995
17	1:51.253	31.695	42.595	36.963	267.9	31:29.347	17	1:51.359	31.844	42.553	36.962	269.3	31:31.354

85

Hugo Chevalier

Porsche

88

Stéphane Denoual

Porsche

PRO CLRT PROAM Martinet by Alméras

Lap D	Time	Sector 1	Sector 2	Sector 3	T. Spd	Elapsed	Lap D	Time	Sector 1	Sector 2	Sector 3	T. Spd	Elapsed						
1	1:58.431	36.927	44.511	36.993	229.2	1:58.431	1	2:19.601 P	38.776	45.089	55.736	234.7	2:19.601						
2	1:50.902	31.823	42.462	36.617	272.0	3:49.333	91 Jaxon Evans Porsche PRO BWT Lechner Racing						234.7	2:19.601					
3	1:50.639	31.654	42.523	36.462	274.8	5:39.972							1	1:57.720	36.735	43.798	37.187	221.7	1:57.720
4	1:51.047	31.696	42.537	36.814	272.0	7:31.019							2	1:49.625	31.344	42.026	36.255	270.0	3:47.345
5	1:50.982	31.677	42.710	36.595	272.0	9:22.001							3	1:49.575	31.208	41.745	36.622	268.6	5:36.920
6	1:50.896	31.616	42.647	36.633	273.4	11:12.897							4	1:50.031	31.658	42.233	36.140	256.5	7:26.951
7	1:51.059	31.561	42.607	36.891	272.0	13:03.956							5	1:50.128	31.470	42.330	36.328	270.0	9:17.079
8	1:52.142	31.627	42.784	37.731	271.3	14:56.098							6	1:49.812	31.420	42.143	36.249	272.7	11:06.891
9	1:50.738	31.646	42.504	36.588	270.0	16:46.836							7	1:52.203	31.357	42.531	38.315	272.7	12:59.094
10	1:50.294	31.558	42.252	36.484	267.9	18:37.130							8	1:50.289	31.579	42.296	36.414	267.3	14:49.383
11	1:50.901	31.802	42.403	36.696	268.6	20:28.031							9	1:50.076	31.595	42.291	36.190	268.6	16:39.459
12	1:51.749	32.202	42.857	36.690	266.6	22:19.780							10	1:50.343	31.644	42.091	36.608	264.7	18:29.802
13	1:50.545	31.635	42.473	36.437	267.9	24:10.325							11	1:49.849	31.500	42.248	36.101	264.0	20:19.651
14	1:50.683	31.522	42.609	36.552	268.6	26:01.008							12	1:50.351	31.547	42.226	36.578	264.0	22:10.002
15	1:51.014	31.671	42.489	36.854	268.6	27:52.022							13	1:50.332	31.536	42.289	36.507	265.3	24:00.334
16	1:50.719	31.619	42.455	36.645	268.6	29:42.741							14	1:51.007	31.568	42.406	37.033	265.3	25:51.341
17	1:51.060	31.614	42.715	36.731	268.6	31:33.801							15	1:50.676	31.565	42.361	36.750	264.7	27:42.017
													16	1:50.781	31.583	42.609	36.589	265.3	29:32.798
							17	1:50.730	31.697	42.457	36.576	264.7	31:23.528						



Circuito de Barcelona
Porsche Carrera Cup France
Race - 1
Lap Analysis



888 François Lansard Porsche **991** Ugo Gazil Porsche

AM							CLRT	PRO							
Lap	D	Time	Sector 1	Sector 2	Sector 3	T. Spd	Elapsed	Lap	D	Time	Sector 1	Sector 2	Sector 3	T. Spd	Elapsed
1		2:02.950	39.052	44.908	38.990	227.8	2:02.950	1		1:58.826	37.244	44.488	37.094	234.2	1:58.826
2		1:51.500	32.580	42.523	36.397	263.4	3:54.450	2		1:50.895	31.856	42.548	36.491	271.3	3:49.721
3		1:50.921	31.920	42.641	36.360	269.3	5:45.371	3		1:51.078	31.647	42.499	36.932	272.0	5:40.799
4		1:50.878	31.986	42.362	36.530	267.9	7:36.249	4		1:51.891	32.447	42.751	36.693	267.3	7:32.690
5		1:52.387	31.686	43.171	37.530	270.0	9:28.636	5		1:54.479	32.141	45.592	36.746	269.3	9:27.169
6		1:51.089	31.589	42.650	36.850	271.3	11:19.725	6		1:52.100	31.687	42.509	37.904	272.0	11:19.269
7		1:50.977	31.612	42.624	36.741	272.0	13:10.702	7		1:50.870	31.654	42.584	36.632	270.6	13:10.139
8		1:51.320	31.707	42.683	36.930	272.0	15:02.022	8		1:50.994	31.639	42.551	36.804	270.6	15:01.133
9		1:51.492	31.639	42.948	36.905	271.3	16:53.514	9		1:51.406	31.739	42.818	36.849	271.3	16:52.539
10		1:52.218	32.013	43.040	37.165	270.6	18:45.732	10		1:51.794	32.370	42.743	36.681	271.3	18:44.333
11		1:51.670	31.781	42.758	37.131	271.3	20:37.402	11		1:51.435	31.590	42.648	37.197	271.3	20:35.768
12		1:51.820	31.771	42.907	37.142	270.0	22:29.222	12		1:52.218	31.925	43.096	37.197	270.0	22:27.986
13		1:53.656	31.810	43.494	38.352	272.7	24:22.878	13		1:51.764	31.809	42.862	37.093	270.0	24:19.750
14		1:52.329	31.852	43.339	37.138	270.6	26:15.207	14		1:53.167	32.488	43.345	37.334	270.6	26:12.917
15		1:52.453	31.967	43.245	37.241	270.6	28:07.660	15		1:52.731	31.593	42.906	38.232	268.6	28:05.648
16		1:52.646	32.055	43.208	37.383	268.6	30:00.306	16		1:52.961	32.248	43.036	37.677	270.0	29:58.609
17		1:54.475	32.472	43.694	38.309	266.6	31:54.781	17		1:52.731	31.927	43.472	37.332	270.0	31:51.340

911 Christophe Lapierre Porsche

PROAM							Sébastien Loeb Racing								
Lap	D	Time	Sector 1	Sector 2	Sector 3	T. Spd	Elapsed	Lap	D	Time	Sector 1	Sector 2	Sector 3	T. Spd	Elapsed
1		1:59.764	37.837	44.712	37.215	235.8	1:59.764								
2		1:51.142	31.897	42.754	36.491	271.3	3:50.906								
3		1:50.697	31.671	42.530	36.496	271.3	5:41.603								
4		1:51.918	32.125	43.068	36.725	269.3	7:33.521								
5		1:51.541	31.815	43.098	36.628	273.4	9:25.062								
6		1:50.800	31.813	42.411	36.576	267.9	11:15.862								
7		1:51.071	31.744	42.524	36.803	268.6	13:06.933								
8		1:51.371	31.854	42.710	36.807	268.6	14:58.304								
9		1:51.774	31.652	42.654	37.468	270.6	16:50.078								
10		1:52.418	32.950	42.721	36.747	270.0	18:42.496								
11		1:51.303	31.767	42.784	36.752	270.0	20:33.799								
12		1:51.285	31.896	42.604	36.785	270.6	22:25.084								
13		1:51.480	31.737	42.976	36.767	272.0	24:16.564								
14		1:51.747	31.916	42.824	37.007	272.0	26:08.311								
15		1:52.196	31.915	43.021	37.260	270.0	28:00.507								
16		1:52.017	32.215	42.788	37.014	266.0	29:52.524								
17		1:52.287	31.996	43.013	37.278	269.3	31:44.811								



Circuito de Barcelona
Porsche Carrera Cup France
Race - 1
Analysis by Lap



Num	Lap Time	Gap	Num	Lap Time	Gap	Num	Lap Time	Gap	Num	Lap Time	Gap	Num	Lap Time	Gap
Lap 1			33	1:50.827	10.351	991	1:51.891	11.420	55	1:50.858	09.037	87	1:50.972	03.139
69	1:52.685		888	1:51.500	11.775	20	1:52.108	11.789	85	1:50.896	09.494	55	1:52.558	07.111
1	1:53.467	00.782	44	1:52.464	13.451	911	1:51.918	12.251	911	1:50.800	12.459	85	1:52.142	07.253
87	1:54.115	01.430	26	1:51.895	14.004	11	1:51.503	12.762	20	1:50.935	13.112	911	1:51.371	09.459
23	1:54.888	02.203	30	1:53.653	15.256	7	1:51.090	13.485	7	1:51.136	14.172	20	1:51.257	09.829
5	1:55.692	03.007	4	1:52.955	15.843	33	1:51.171	13.733	33	1:50.454	14.928	7	1:51.215	10.852
27	1:56.368	03.683	Num Lap Time Gap			888	1:50.878	14.979	991	1:52.100	15.866	33	1:50.925	11.077
74	1:57.055	04.370	Lap 3			26	1:50.359	16.784	888	1:51.089	16.322	991	1:50.994	12.288
91	1:57.720	05.035	69	1:49.141		44	1:52.423	19.930	26	1:51.201	17.078	888	1:51.320	13.177
55	1:58.215	05.530	1	1:49.205	00.711	4	1:52.768	23.519	44	1:52.330	22.355	26	1:51.378	14.828
85	1:58.431	05.746	87	1:49.571	01.552	Num Lap Time Gap			4	1:52.447	26.087	69	2:10.037	24.078
991	1:58.826	06.141	23	1:50.210	02.886	Lap 5			11	1:51.585	54.754	4	1:54.106	27.843
20	1:59.199	06.514	5	1:50.415	04.201	69	1:49.665		Num Lap Time Gap			44	1:53.275	35.675
911	1:59.764	07.079	27	1:50.474	04.878	1	1:49.777	00.773	Lap 7			11	1:51.189	51.733
11	2:00.269	07.584	91	1:49.575	05.104	87	1:49.984	01.955	1	1:54.633		Num Lap Time Gap		
7	2:01.404	08.719	74	1:49.889	06.478	5	1:49.799	04.849	91	1:52.203	00.340	Lap 9		
33	2:02.199	09.514	55	1:50.542	07.786	27	1:50.033	05.874	5	1:53.986	00.784	91	1:50.076	
888	2:02.950	10.265	85	1:50.639	08.156	91	1:50.128	06.144	27	1:53.160	01.005	1	1:51.456	00.842
44	2:03.662	10.977	991	1:51.078	08.983	74	1:49.873	07.467	74	1:51.676	01.273	5	1:50.524	01.228
30	2:04.278	11.593	20	1:50.614	09.135	55	1:50.792	10.647	87	1:56.597	02.258	27	1:50.500	01.777
26	2:04.784	12.099	911	1:50.697	09.787	85	1:50.982	11.066	69	1:59.483	04.132	74	1:50.665	02.210
4	2:05.563	12.878	11	1:50.721	10.713	911	1:51.541	14.127	55	1:50.958	04.644	87	1:50.658	03.183
88	2:19.601	26.916	7	1:50.804	11.849	20	1:52.521	14.645	85	1:51.059	05.202	85	1:50.738	07.377
Num Lap Time Gap			33	1:50.806	12.016	7	1:51.684	15.504	911	1:51.071	08.179	55	1:51.998	08.495
Lap 2			888	1:50.921	13.555	991	1:54.479	16.234	20	1:50.902	08.663	911	1:51.774	10.619
69	1:49.990		26	1:51.016	15.879	33	1:52.874	16.942	7	1:50.907	09.728	20	1:51.714	10.929
1	1:49.855	00.647	44	1:52.651	16.961	888	1:52.387	17.701	33	1:50.666	10.243	7	1:51.554	11.792
87	1:49.682	01.122	4	1:53.503	20.205	26	1:51.226	18.345	991	1:50.870	11.385	33	1:51.474	11.937
23	1:49.604	01.817	Num Lap Time Gap			44	1:52.228	22.493	888	1:50.977	11.948	991	1:51.406	13.080
5	1:49.910	02.927	Lap 4			4	1:52.254	26.108	26	1:51.814	13.541	888	1:51.492	14.055
27	1:49.852	03.545	69	1:49.454		11	2:32.540	55.637	4	1:53.092	23.828	26	1:51.630	15.844
91	1:49.625	04.670	1	1:49.404	00.661	Num Lap Time Gap			44	2:05.487	32.491	69	1:49.030	22.494
74	1:51.350	05.730	87	1:49.538	01.636	Lap 6			11	1:51.232	50.635	4	1:53.575	30.804
55	1:50.845	06.385	23	1:50.256	03.688	69	1:52.468		Num Lap Time Gap			44	1:52.711	37.772
85	1:50.902	06.658	5	1:49.968	04.715	1	1:52.413	00.718	Lap 8			11	1:51.360	52.479
991	1:50.895	07.046	27	1:50.082	05.506	87	1:51.525	01.012	1	1:50.091		Num Lap Time Gap		
20	1:51.138	07.662	91	1:50.031	05.681	5	1:49.768	02.149	91	1:50.289	00.538	Lap 10		
911	1:51.142	08.231	74	1:50.235	07.259	27	1:49.790	03.196	5	1:50.625	01.318	91	1:50.343	
11	1:51.539	09.133	55	1:51.188	09.520	91	1:49.812	03.488	27	1:50.977	01.891	5	1:50.516	01.401
7	1:51.457	10.186	85	1:51.047	09.749	74	1:49.949	04.948	74	1:50.977	02.159	27	1:50.631	02.065



Circuito de Barcelona
 Porsche Carrera Cup France
 Race - 1
 Analysis by Lap



Num	Lap Time	Gap	Num	Lap Time	Gap	Num	Lap Time	Gap	Num	Lap Time	Gap	Num	Lap Time	Gap
74	1:50.798	02.665	Lap 12			11	1:51.425	57.550	44	1:54.850	55.563	26	1:53.192	46.741
1	1:53.076	03.575	91	1:50.351	Num Lap Time Gap			11	1:52.777	1:00.924	4	1:54.214	51.513	
87	1:51.170	04.010	5	1:50.428	01.841	Lap 14			1	2:28.659	1:09.984	44	1:54.812	1:02.979
85	1:50.294	07.328	27	1:50.614	02.915	91	1:51.007	Num Lap Time Gap			11	1:52.153	1:03.767	
55	1:51.167	09.319	74	1:50.704	03.776	5	1:50.798	01.640	Lap 16			1	1:51.008	1:10.545
20	1:51.135	11.721	87	1:51.018	06.408	27	1:50.951	03.184	91	1:50.781				
911	1:52.418	12.694	85	1:51.749	09.778	74	1:50.966	04.112	5	1:50.538	01.337			
33	1:51.675	13.269	1	1:55.130	12.481	87	1:51.239	06.860	27	1:50.956	03.584			
991	1:51.794	14.531	55	1:51.750	12.867	85	1:50.683	09.667	74	1:51.096	05.296			
7	1:53.990	15.439	20	1:51.354	14.049	55	1:51.613	15.245	87	1:50.873	07.197			
888	1:52.218	15.930	911	1:51.285	15.082	20	1:51.396	15.874	85	1:50.719	09.943			
26	1:52.414	17.915	33	1:51.334	15.617	911	1:51.747	16.970	55	1:51.805	17.653			
69	1:49.577	21.728	991	1:52.218	17.984	33	1:51.388	17.504	20	1:52.077	18.330			
4	1:52.361	32.822	7	1:52.156	18.795	991	1:53.167	21.576	911	1:52.017	19.726			
44	1:52.693	40.122	888	1:51.820	19.220	69	1:51.324	21.875	33	1:52.501	20.307			
11	1:51.731	53.867	69	1:50.336	21.411	7	1:53.614	22.879	69	1:51.900	24.910			
Num Lap Time Gap			26	1:53.634	24.141	888	1:52.329	23.866	991	1:52.961	25.811			
Lap 11			4	1:53.485	38.541	1	2:04.140	32.001	7	1:52.835	26.484			
91	1:49.849				44	1:53.662	45.859	26	1:53.519	39.462	888	1:52.646	27.508	
5	1:50.212	01.764	11	1:51.322	56.457	Num Lap Time Gap			4	1:52.969	43.441	26	1:52.698	44.279
27	1:50.436	02.652	Lap 13			44	1:53.529	51.389	Lap 15			4	1:52.963	48.029
74	1:50.607	03.423	91	1:50.332	Num Lap Time Gap			11	1:52.280	58.823	44	1:54.115	58.897	
87	1:51.580	05.741	5	1:50.340	01.849	Lap 17			11	1:52.201	1:02.344			
1	1:53.976	07.702	27	1:50.657	03.240	91	1:50.676	Num Lap Time Gap			1	1:51.064	1:10.267	
85	1:50.901	08.380	74	1:50.709	04.153	5	1:50.616	01.580	Lap 17					
55	1:51.998	11.468	87	1:50.552	06.628	27	1:50.901	03.409	91	1:50.730				
20	1:51.174	13.046	85	1:50.545	09.991	74	1:51.545	04.981	5	1:50.877	01.484			
911	1:51.303	14.148	55	1:52.104	14.639	87	1:50.921	07.105	27	1:51.140	03.994			
33	1:51.214	14.634	20	1:51.768	15.485	85	1:51.014	10.005	74	1:51.253	05.819			
991	1:51.435	16.117	911	1:51.480	16.230	55	1:52.060	16.629	87	1:51.359	07.826			
7	1:51.400	16.990	33	1:51.838	17.123	20	1:51.836	17.034	85	1:51.060	10.273			
888	1:51.670	17.751	1	1:56.719	18.868	911	1:52.196	18.490	55	1:52.983	19.906			
26	1:52.792	20.858	991	1:51.764	19.416	33	1:51.759	18.587	20	1:52.527	20.127			
69	1:49.547	21.426	7	1:51.809	20.272	991	1:52.731	23.631	911	1:52.287	21.283			
4	1:52.434	35.407	69	1:50.479	21.558	69	1:52.592	23.791	33	1:52.322	21.899			
44	1:52.275	42.548	888	1:53.656	22.544	7	1:52.227	24.430	69	1:50.351	24.531			
11	1:51.468	55.486	26	2:03.141	36.950	888	1:52.453	25.643	991	1:52.731	27.812			
			4	1:53.270	41.479	26	1:53.576	42.362	7	1:52.674	28.428			
			44	1:53.340	48.867	4	1:53.082	45.847	888	1:54.475	31.253			



Circuito de Barcelona
Porsche Carrera Cup France
Race - 1
Best Sectors Results



Sector - 1			Sector - 2			Sector - 3			Ideal Lap vs Best Lap						
Clas	Nº	Driver	Time	Nº	Driver	Time	Nº	Driver	Time	Clas	Nº	Driver	Ideal Lap	Best Lap	Clas
1	69	Florian Latorre	31.194	69	Florian Latorre	41.720	1	Ayhancan Güven	35.910	1	69	Florian Latorre	1:48.832	1:49.030	1
2	91	Jaxon Evans	31.208	91	Jaxon Evans	41.745	69	Florian Latorre	35.918	2	91	Jaxon Evans	1:49.054	1:49.575	4
3	27	Jean-Baptiste	31.351	1	Ayhancan Güven	41.813	23	Marvin Klein	35.989	3	1	Ayhancan Güven	1:49.163	1:49.205	2
4	11	Sylvain Noël	31.353	87	Richard Wagner	41.896	87	Richard Wagner	36.059	4	87	Richard Wagner	1:49.412	1:49.538	3
5	5	Adam Eteki	31.371	5	Adam Eteki	41.997	91	Jaxon Evans	36.101	5	23	Marvin Klein	1:49.439	1:49.604	5
6	74	Victor Blugeon	31.415	23	Marvin Klein	42.001	5	Adam Eteki	36.126	6	5	Adam Eteki	1:49.494	1:49.768	6
7	33	Evan Spenle	31.436	74	Victor Blugeon	42.024	27	Jean-Baptiste	36.144	7	27	Jean-Baptiste	1:49.614	1:49.790	7
8	1	Ayhancan Güven	31.440	27	Jean-Baptiste	42.119	74	Victor Blugeon	36.272	8	74	Victor Blugeon	1:49.711	1:49.873	8
9	23	Marvin Klein	31.449	85	Hugo Chevalier	42.252	888	François Lansard	36.360	9	85	Hugo Chevalier	1:50.211	1:50.294	9
10	20	Victor Weyrich	31.456	7	Jérôme Boullery	42.256	26	Emil Caumes	36.367	10	26	Emil Caumes	1:50.283	1:50.359	10
11	87	Richard Wagner	31.457	55	Nicolas Misslin	42.267	85	Hugo Chevalier	36.437	11	33	Evan Spenle	1:50.303	1:50.454	11
12	85	Hugo Chevalier	31.522	26	Emil Caumes	42.315	911	Christophe Lapierre	36.491	12	888	François Lansard	1:50.311	1:50.878	18
13	7	Jérôme Boullery	31.553	33	Evan Spenle	42.335	991	Ugo Gazil	36.491	13	7	Jérôme Boullery	1:50.357	1:50.804	16
14	88	François Lansard	31.589	888	François Lansard	42.362	33	Evan Spenle	36.532	14	55	Nicolas Misslin	1:50.411	1:50.542	12
15	99	Ugo Gazil	31.590	20	Victor Weyrich	42.404	55	Nicolas Misslin	36.540	15	20	Victor Weyrich	1:50.477	1:50.614	13
16	26	Emil Caumes	31.601	911	Christophe Lapierre	42.411	7	Jérôme Boullery	36.548	16	11	Sylvain Noël	1:50.525	1:50.721	15
17	55	Nicolas Misslin	31.604	991	Ugo Gazil	42.499	20	Victor Weyrich	36.617	17	911	Christophe Lapierre	1:50.554	1:50.697	14
18	91	Christophe Lapierre	31.652	11	Sylvain Noël	42.507	11	Sylvain Noël	36.665	18	991	Ugo Gazil	1:50.580	1:50.870	17
19	4	Mathieu Blaise	31.790	44	Franck Leherpeur	42.719	4	Mathieu Blaise	36.968	19	4	Mathieu Blaise	1:51.485	1:52.254	20
20	44	Franck Leherpeur	31.892	4	Mathieu Blaise	42.727	44	Franck Leherpeur	37.050	20	44	Franck Leherpeur	1:51.661	1:52.228	19
21	30	Roland Berville	32.543	30	Roland Berville	43.655	30	Roland Berville	37.455	21	30	Roland Berville	1:53.653	1:53.653	21
22	59	Maxence Maurice	38.629	88	Stéphane Denoual	45.089	88	Stéphane Denoual	55.736	22	88	Stéphane Denoual	2:19.601	2:19.601	22
23	88	Stéphane Denoual	38.776	59	Maxence Maurice	45.761	59	Maxence Maurice	Transpo	23	59	Maxence Maurice	Transpo	Transpo	23



Circuit de Barcelona
Porsche Carrera Cup France
Race - 1
Leader Sequence



N°	Driver	Nat	Team	Class	Start Lap	End Lap	Laps	Total Laps
69	Florian Latorre	FRA	CLRT	PRO	1	6	6	6
1	Ayhancan Güven	TUR	Martinet by Alméras	PRO	7	8	2	2
91	Jaxon Evans	NZL	BWT Lechner Racing	PRO	9	17	9	9



Circuito de Barcelona
Porsche Carrera Cup France
Race - 1
Best 5 Lap Times



Cls	N°	Driver	Nat	Team	Class	Best 1		Best 2		Best 3		Best 4		Best 5	
						Time	Lap	Time	Lap	Time	Lap	Time	Lap	Time	Lap
1	69	Florian Latorre	FRA	CLRT	PRO	1:49.030	9	1:49.141	3	1:49.454	4	1:49.547	11	1:49.577	10
2	1	Ayhancan Güven	TUR	Martinet by AI	PRO	1:49.205	3	1:49.404	4	1:49.777	5	1:49.855	2	1:50.091	8
3	87	Richard Wagner	DEU	BWT Lechner	PRO	1:49.538	4	1:49.571	3	1:49.682	2	1:49.984	5	1:50.552	13
4	91	Jaxon Evans	NZL	BWT Lechner	PRO	1:49.575	3	1:49.625	2	1:49.812	6	1:49.849	11	1:50.031	4
5	23	Marvin Klein	FRA	Martinet by AI	PRO	1:49.604	2	1:50.210	3	1:50.256	4	1:54.888	1		
6	5	Adam Eteki	FRA	CLRT	PRO	1:49.768	6	1:49.799	5	1:49.910	2	1:49.968	4	1:50.212	11
7	27	Jean-Baptiste Simmenauer	FRA	BWT Lechner	PRO	1:49.790	6	1:49.852	2	1:50.033	5	1:50.082	4	1:50.436	11
8	74	Victor Blugeon	FRA	Pierre Martinet	PRO	1:49.873	5	1:49.889	3	1:49.949	6	1:50.235	4	1:50.607	11
9	85	Hugo Chevalier	FRA	CLRT	PRO	1:50.294	10	1:50.545	13	1:50.639	3	1:50.683	14	1:50.719	16
10	26	Emil Caumes	FRA	CLRT	AM	1:50.359	4	1:51.016	3	1:51.201	6	1:51.226	5	1:51.378	8
11	33	Evan Spenle	FRA	Sébastien Loe	PRO	1:50.454	6	1:50.666	7	1:50.806	3	1:50.827	2	1:50.925	8
12	55	Nicolas Misslin	FRA	BWT Lechner	PROA	1:50.542	3	1:50.792	5	1:50.845	2	1:50.858	6	1:50.958	7
13	20	Victor Weyrich	FRA	Pierre Martinet	PRO	1:50.614	3	1:50.902	7	1:50.935	6	1:51.135	10	1:51.138	2
14	91	Christophe Lapierre	FRA	Sébastien Loe	PROA	1:50.697	3	1:50.800	6	1:51.071	7	1:51.142	2	1:51.285	12
15	11	Sylvain Noël	FRA	Racing Techno	PROA	1:50.721	3	1:51.189	8	1:51.232	7	1:51.322	12	1:51.360	9
16	7	Jérôme Boullery	FRA	Racing Techno	PROA	1:50.804	3	1:50.907	7	1:51.090	4	1:51.136	6	1:51.215	8
17	99	Ugo Gazil	FRA	Pierre Martinet	PRO	1:50.870	7	1:50.895	2	1:50.994	8	1:51.078	3	1:51.406	9
18	88	François Lansard	FRA	CLRT	AM	1:50.878	4	1:50.921	3	1:50.977	7	1:51.089	6	1:51.320	8
19	44	Franck Leherpeur	FRA	Racing Techno	AM	1:52.228	5	1:52.275	11	1:52.330	6	1:52.423	4	1:52.464	2
20	4	Mathieu Blaise	FRA	Racing Techno	AM	1:52.254	5	1:52.361	10	1:52.434	11	1:52.447	6	1:52.768	4
21	30	Roland Berville	FRA	Pierre Martinet	PROA	1:53.653	2	2:04.278	1						
22	88	Stéphane Denoual	FRA	Martinet by AI	PROA	2:19.601	1								
23	59	Maxence Maurice	FRA	IMSA Performa	AM										



Circuit de Barcelona
 Porsche Carrera Cup France
 Race - 1
 Best 5 Top Speeds



Cls	N°	Driver	Nat	Team	Class	Top 1		Top 2		Top 3		Top 4		Top 5		Avg
						Km/h	Lap	Km/h	Lap	Km/h	Lap	Km/h	Lap	Km/h	Lap	
1	33	Evan Spenle	FRA	Sébastien Loe	PRO	276.2	9	274.8	10	273.4	3	272.7	4	272.7	5	273.9
2	85	Hugo Chevalier	FRA	CLRT	PRO	274.8	3	273.4	6	272.0	2	272.0	4	272.0	5	272.8
3	20	Victor Weyrich	FRA	Pierre Martinet	PRO	274.1	9	272.7	5	272.7	10	271.3	2	271.3	6	272.4
4	7	Jérôme Boullery	FRA	Racing Techno	PROA	273.4	10	272.0	5	272.0	9	271.3	4	271.3	6	272.0
5	74	Victor Blugeon	FRA	Pierre Martinet	PRO	273.4	9	272.0	10	270.6	7	270.6	13	270.0	8	271.3
6	91	Christophe Lapierre	FRA	Sébastien Loe	PROA	273.4	5	272.0	13	272.0	14	271.3	2	271.3	3	272.0
7	11	Sylvain Noël	FRA	Racing Techno	PROA	272.7	5	270.6	3	269.3	4	268.6	2	268.6	13	270.0
8	27	Jean-Baptiste Simmenauer	FRA	BWT Lechner	PRO	272.7	5	272.7	8	272.0	9	271.3	7	271.3	11	272.0
9	87	Richard Wagner	DEU	BWT Lechner	PRO	272.7	7	271.3	9	270.0	3	270.0	5	270.0	10	270.8
10	91	Jaxon Evans	NZL	BWT Lechner	PRO	272.7	6	272.7	7	270.0	2	270.0	5	268.6	3	270.8
11	88	François Lansard	FRA	CLRT	AM	272.7	13	272.0	7	272.0	8	271.3	6	271.3	9	271.9
12	5	Adam Eteki	FRA	CLRT	PRO	272.0	10	270.6	5	270.6	7	270.0	2	270.0	9	270.6
13	26	Emil Caumes	FRA	CLRT	AM	272.0	6	272.0	7	270.6	2	270.6	3	270.0	5	271.0
14	69	Florian Latorre	FRA	CLRT	PRO	272.0	15	272.0	16	271.3	12	270.6	14	270.0	13	271.2
15	99	Ugo Gazil	FRA	Pierre Martinet	PRO	272.0	3	272.0	6	271.3	2	271.3	9	271.3	10	271.6
16	55	Nicolas Mislin	FRA	BWT Lechner	PROA	270.6	2	270.6	3	270.0	5	269.3	4	269.3	10	270.0
17	44	Franck Leherpeur	FRA	Racing Techno	AM	270.0	2	269.3	3	268.6	7	267.9	5	267.9	6	268.7
18	4	Mathieu Blaise	FRA	Racing Techno	AM	269.3	3	268.6	2	267.3	5	266.6	4	266.6	6	267.7
19	23	Marvin Klein	FRA	Martinet by AI	PRO	269.3	2	268.6	3	268.6	5	267.9	4	226.8	1	260.3
20	1	Ayhancan Güven	TUR	Martinet by AI	PRO	268.6	5	268.6	6	268.6	7	268.6	10	267.9	3	268.5
21	30	Roland Berville	FRA	Pierre Martinet	PROA	267.9	3	264.7	2	219.9	1					250.8
22	88	Stéphane Denoual	FRA	Martinet by AI	PROA	234.7	1									234.7
23	59	Maxence Maurice	FRA	IMSA Performa	AM	225.9	1									225.9



Circuit de Barcelona
Porsche Carrera Cup France
Race - 1
Fastest Laps Sequence



Lap	Time of Day	Session Time	Nº	Driver	Nat	Team	Class	Time	Km/h
2	13:32:38.675	3:42.675	69	Florian Latorre	FRA	CLRT	PRO	1:49.990	152.3
2	13:32:39.322	3:43.322	1	Ayhancan Güven	TUR	Martinet by Alméras	PRO	1:49.855	152.5
2	13:32:39.797	3:43.797	87	Richard Wagner	DEU	BWT Lechner Racing	PRO	1:49.682	152.7
2	13:32:40.492	3:44.492	23	Marvin Klein	FRA	Martinet by Alméras	PRO	1:49.604	152.8
3	13:34:27.816	5:31.816	69	Florian Latorre	FRA	CLRT	PRO	1:49.141	153.5
9	13:45:57.953	17:01.953	69	Florian Latorre	FRA	CLRT	PRO	1:49.030	153.7



Circuit de Barcelona
Porsche Carrera Cup France
Race - 1
Event Best Maximum Speed



N°	Driver	Nat	Team	Class	Km/h	Session
33	Evan Spenle	FRA	Sébastien Loeb Racing	PRO	276.2	Race - 1
85	Hugo Chevalier	FRA	CLRT	PRO	274.8	Race - 1
1	Ayhancan Güven	TUR	Martinet by Alméras	PRO	274.1	Free Practice - 2
23	Marvin Klein	FRA	Martinet by Alméras	PRO	274.1	Free Practice - 2
20	Victor Weyrich	FRA	Pierre Martinet by Alméras	PRO	274.1	Race - 1
911	Christophe Lapiere	FRA	Sébastien Loeb Racing	PROAM	273.4	Race - 1
74	Victor Blugeon	FRA	Pierre Martinet by Alméras	PRO	273.4	Race - 1
7	Jérôme Boullery	FRA	Racing Technology	PROAM	273.4	Race - 1
87	Richard Wagner	DEU	BWT Lechner Racing	PRO	272.7	Free Practice - 2
991	Ugo Gazil	FRA	Pierre Martinet by Alméras	PRO	272.7	Free Practice - 2
27	Jean-Baptiste Simmenauer	FRA	BWT Lechner Racing	PRO	272.7	Free Practice - 2
91	Jaxon Evans	NZL	BWT Lechner Racing	PRO	272.7	Free Practice - 2
11	Sylvain Noël	FRA	Racing Technology	PROAM	272.7	Race - 1
888	François Lansard	FRA	CLRT	AM	272.7	Race - 1
59	Maxence Maurice	FRA	IMSA Performance	AM	272.0	Free Practice - 2
5	Adam Eteki	FRA	CLRT	PRO	272.0	Qualifying
55	Nicolas Misslin	FRA	BWT Lechner Racing	PROAM	272.0	Qualifying
44	Franck Leherpeur	FRA	Racing Technology	AM	272.0	Qualifying
26	Emil Caumes	FRA	CLRT	AM	272.0	Race - 1
69	Florian Latorre	FRA	CLRT	PRO	272.0	Race - 1
4	Mathieu Blaise	FRA	Racing Technology	AM	270.6	Free Practice - 2
88	Stéphane Denoual	FRA	Martinet by Alméras	PROAM	270.0	Free Practice - 1
30	Roland Berville	FRA	Pierre Martinet by Alméras	PROAM	269.3	Qualifying

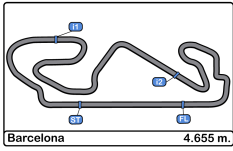


Circuito de Barcelona
Porsche Carrera Cup France
Race - 1
Lap Chart



LAP

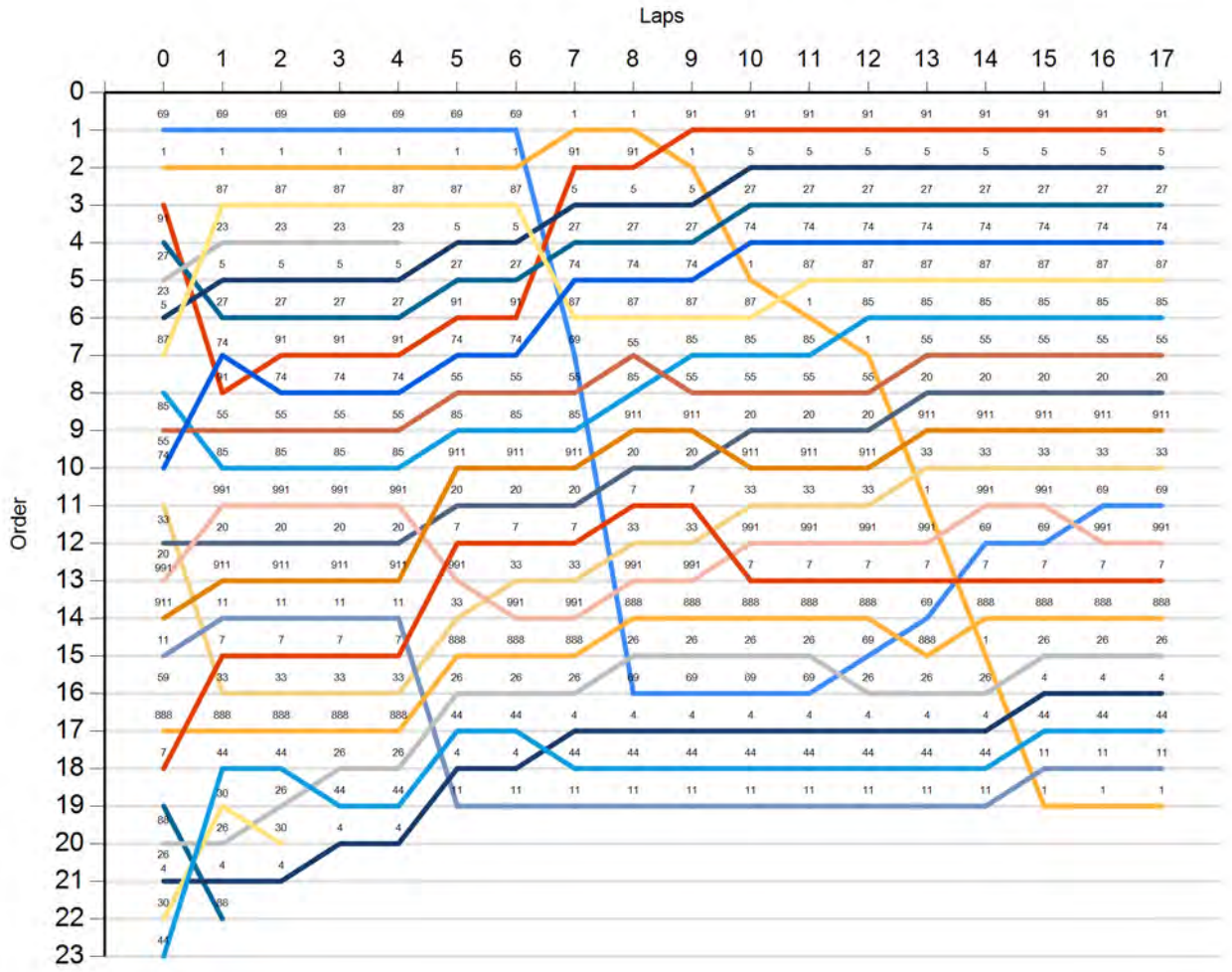
Nr	Pos	Grid	1	2	3	4	5	6	7	8	9	10	11	12	13	14	15	16	17
69	1	69	69	69	69	69	69	69	1	1	91	91	91	91	91	91	91	91	91
1	2	1	1	1	1	1	1	1	91	91	1	5	5	5	5	5	5	5	5
91	3	91	87	87	87	87	87	87	5	5	5	27	27	27	27	27	27	27	27
27	4	27	23	23	23	23	5	5	27	27	27	74	74	74	74	74	74	74	74
23	5	23	5	5	5	5	27	27	74	74	74	1	87	87	87	87	87	87	87
5	6	5	27	27	27	27	91	91	87	87	87	87	1	85	85	85	85	85	85
87	7	87	74	91	91	91	74	74	69	55	85	85	85	1	55	55	55	55	55
85	8	85	91	74	74	74	55	55	55	85	55	55	55	55	20	20	20	20	20
55	9	55	55	55	55	55	85	85	85	911	911	20	20	20	911	911	911	911	911
74	10	74	85	85	85	85	911	911	911	20	20	911	911	911	33	33	33	33	33
33	11	33	991	991	991	991	20	20	20	7	7	33	33	33	1	991	991	69	69
20	12	20	20	20	20	20	7	7	7	33	33	991	991	991	991	69	69	991	991
991	13	991	911	911	911	911	991	33	33	991	991	7	7	7	7	7	7	7	7
911	14	911	11	11	11	11	33	991	991	888	888	888	888	888	69	888	888	888	888
11	15	11	7	7	7	7	888	888	888	26	26	26	26	69	888	1	26	26	26
59	16	59	33	33	33	33	26	26	26	69	69	69	69	26	26	26	4	4	4
888	17	888	888	888	888	888	44	44	4	4	4	4	4	4	4	4	44	44	44
7	18	7	44	44	26	26	4	4	44	44	44	44	44	44	44	44	11	11	11
88	19	88	30	26	44	44	11	11	11	11	11	11	11	11	11	11	1	1	1
26	20	26	26	30	4	4													
4	21	4	4	4															
30	22	30	88																
44	23	44																	



Circuit de Barcelona
 Porsche Carrera Cup France
 Race - 1
 Graphic Lap Chart



- 69
- 1
- 91
- 27
- 23
- 5
- 87
- 85
- 55
- 74
- 33
- 20
- 991
- 911
- 11
- 59
- 888
- 7
- 88
- 26
- 4
- 30
- 44

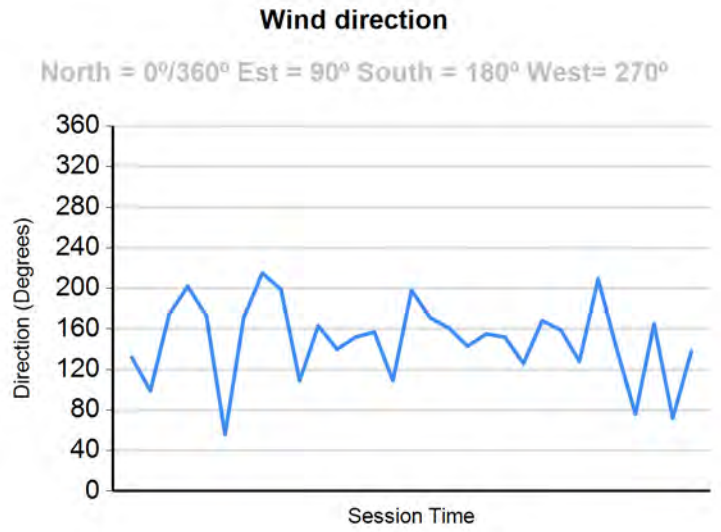
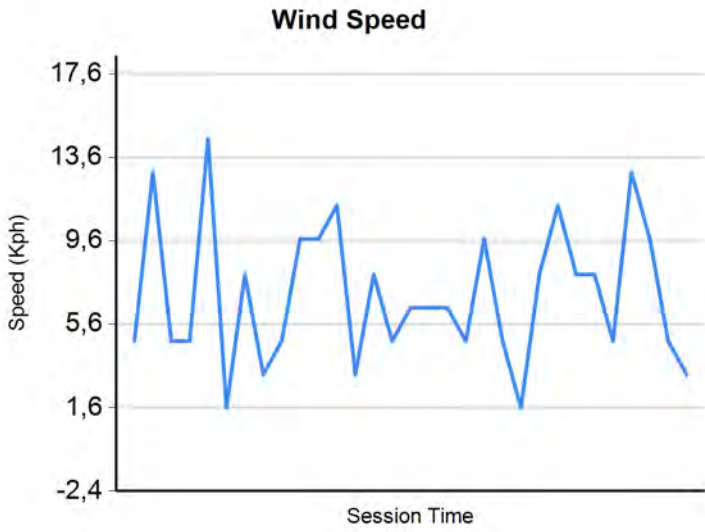
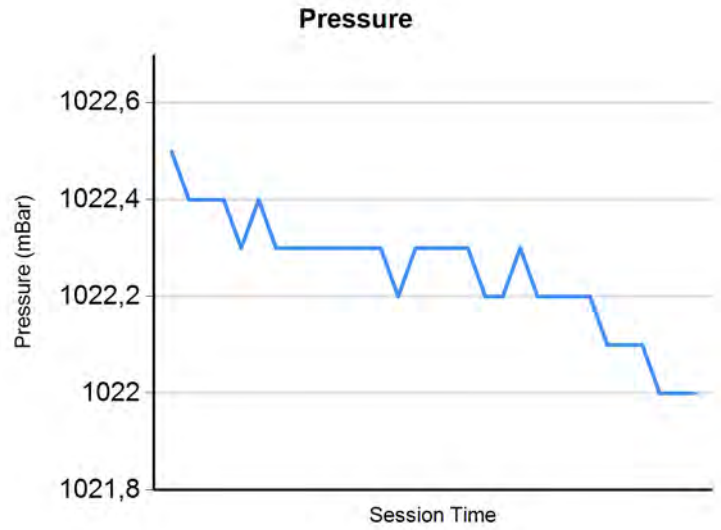
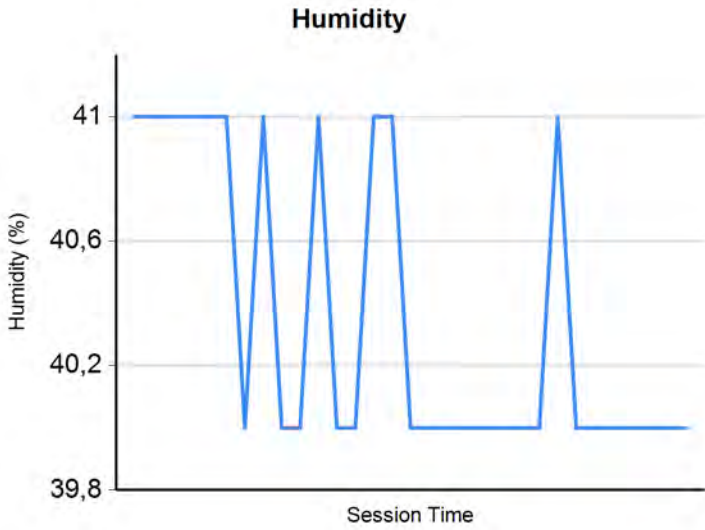
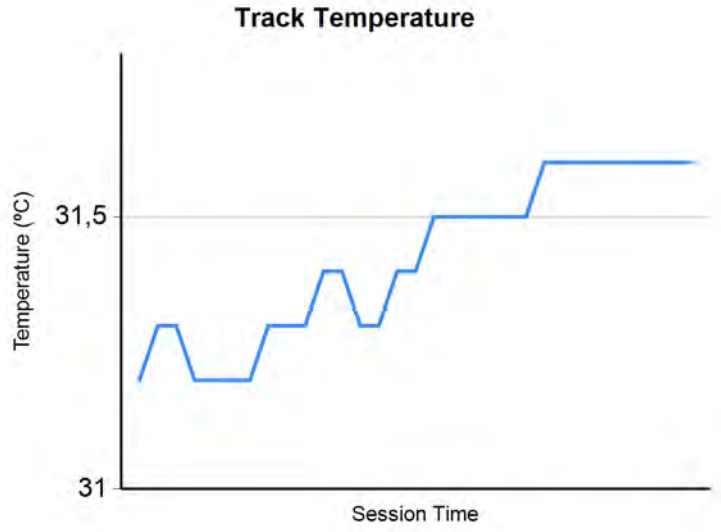
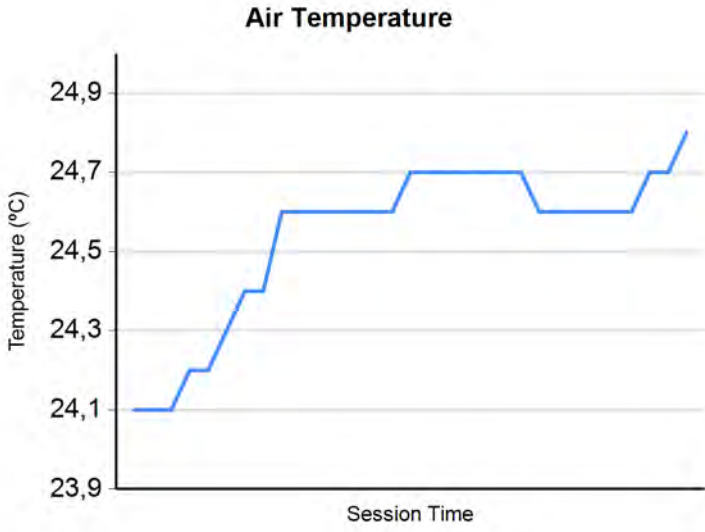
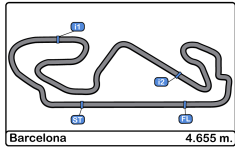




Circuit de Barcelona
Porsche Carrera Cup France
Race - 1
Pit Stop Analysis



N°	In Day Time	Driver	Nat	Team	Class	In Time	Stop N°	Pit Time	Handicap	Penalty
69	13:41:56.175	Florian Latorre	FRA	CLRT	PRO	13:00.175	1	23.806		
1	13:55:16.783	Ayhancan Güven	TUR	Martinet by Alméras	PRO	26:20.783	1	40.752		





Circuit de Barcelona
Porsche Carrera Cup France
Race - 1
Final Results Amended




Cls	N°	Driver	Nat	Team	Class	Cls	Laps	Total Time	Gap	Interval	Km/h	Best	Time	Km/h
1	91	Jaxon Evans	NZL	BWT Lechner Racing	PRO	1	17	31:23.528			151.2	3	1:49.575	152.9
2	27	Jean-Baptiste Simmenauer	FRA	BWT Lechner Racing	PRO	2	17	31:27.522	3.994	3.994	150.9	6	1:49.790	152.6
3	74	Victor Blugeon	FRA	Pierre Martinet by Alméras	PRO	3	17	31:29.347	5.819	1.825	150.7	5	1:49.873	152.5
4	87	Richard Wagner	DEU	BWT Lechner Racing	PRO	4	17	31:31.354	7.826	2.007	150.6	4	1:49.538	152.9
5	85	Hugo Chevalier	FRA	CLRT	PRO	5	17	31:33.801	10.273	2.447	150.4	10	1:50.294	151.9
6	5	Adam Eteki	FRA	CLRT	PRO	6	17	31:35.012	11.484	1.211	150.3	6	1:49.768	152.6
7	55	Nicolas Misslin	FRA	BWT Lechner Racing	PROA	1	17	31:43.434	19.906	8.422	149.6	3	1:50.542	151.5
8	20	Victor Weyrich	FRA	Pierre Martinet by Alméras	PRO	7	17	31:43.655	20.127	0.221	149.6	3	1:50.614	151.4
9	911	Christophe Lapierre	FRA	Sébastien Loeb Racing	PROA	2	17	31:44.811	21.283	1.156	149.5	3	1:50.697	151.3
10	33	Evan Spenle	FRA	Sébastien Loeb Racing	PRO	8	17	31:45.427	21.899	0.616	149.5	6	1:50.454	151.7
11	69	Florian Latorre	FRA	CLRT	PRO	9	17	31:48.059	24.531	2.632	149.3	9	1:49.030	153.7
12	991	Ugo Gazil	FRA	Pierre Martinet by Alméras	PRO	10	17	31:51.340	27.812	3.281	149.0	7	1:50.870	151.1
13	7	Jérôme Boullery	FRA	Racing Technology	PROA	3	17	31:51.956	28.428	0.616	149.0	3	1:50.804	151.2
14	888	François Lansard	FRA	CLRT	AM	1	17	31:54.781	31.253	2.825	148.7	4	1:50.878	151.1
15	26	Emil Caumes	FRA	CLRT	AM	2	17	32:10.269	46.741	15.488	147.5	4	1:50.359	151.8
16	4	Mathieu Blaise	FRA	Racing Technology	AM	3	17	32:15.041	51.513	4.772	147.2	5	1:52.254	149.2
17	44	Franck Leherpeur	FRA	Racing Technology	AM	4	17	32:26.507	1:02.979	11.466	146.3	5	1:52.228	149.3
18	11	Sylvain Noël	FRA	Racing Technology	PROA	4	17	32:27.295	1:03.767	0.788	146.2	3	1:50.721	151.3
19	1	Ayhancan Güven	TUR	Martinet by Alméras	PRO	11	17	32:34.073	1:10.545	6.778	145.7	3	1:49.205	153.4
Not classified: (Requirements: 75% of number laps of leader = 13 Laps)														
23	Marvin Klein	FRA	Martinet by Alméras	PRO	12	4	7:24.958	13 Laps	13 Laps	150.6	2	1:49.604	152.8	
30	Roland Berville	FRA	Pierre Martinet by Alméras	PROA	5	2	3:57.931	15 Laps	2 Laps	140.8	2	1:53.653	147.4	
88	Stéphane Denoual	FRA	Martinet by Alméras	PROA	6	1	2:19.601	16 Laps	1 Lap	120.0	1	2:19.601	120.0	
59	Maxence Maurice	FRA	IMSA Performance	AM	5									

Fastest lap Florian Latorre in 1:49.030 at 153.7 Km/h in lap 9

CAR #5 - 10 SECONDS TIME PENALTY ADDED TO FINAL RESULTS OF RACE 1 - CUT THE CHICANE AND GAIN ADVANTAGE DECISION NUMBER 2

Published at:.....

Track Temp: **31.6 °C** Air Temp: **24.8 °C** Humidity: **40 %** Track Status: **DRY**

Stewards:	Race Director:	Timekeeper: 
------------------	-----------------------	---

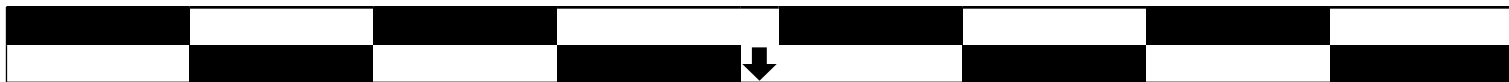




Circuito de Barcelona
 Porsche Carrera Cup France
 Race - 2
 Starting Grid Amended



22	44	Franck Leherpeur	1:50.886	.12.	23	30	Roland Berville	1:51.260
20	26	Emil Caumes	1:50.652	.11.	21	4	Mathieu Blaise	1:50.760
18	88	Stéphane Denoual	1:50.071	.10.	19	59	Maxence Maurice	1:50.072
16	888	François Lansard	1:49.994	.9.	17	7	Jérôme Boullery	1:50.025
14	11	Sylvain Noël	1:49.304	.8.	15	911	Christophe Lapierre	1:49.643
12	33	Evan Spenle	1:48.764	.7.	13	74	Victor Blugeon	1:48.860
10	55	Nicolas Misslin	1:48.626	.6.	11	991	Ugo Gazil	1:48.671
8	85	Hugo Chevalier	1:48.479	.5.	9	20	Victor Weyrich	1:48.582
6	5	Adam Eteki	1:48.213	.4.	7	87	Richard Wagner	1:48.312
4	69	Florian Latorre	1:47.293	.3.	5	23	Marvin Klein	1:48.055
2	91	Jaxon Evans	1:47.680	.2.	3	27	Jean-Baptiste Simmenauer	1:47.880
				.1.	1	1	Ayhancan Güven	1:47.490



Pole

CAR #69 DROP 3 PLACES ON THE STARTING GRID OF RACE 2 STEWARDS DECISION #5

Published at:.....

Stewards:

Timekeeper:



Circuito de Barcelona
Porsche Carrera Cup France
Race - 2
Provisional Results



Cls	N°	Driver	Nat	Team	Class	Cls	Laps	Total Time	Gap	Interval	Km/h	Best	Time	Km/h
1	91	Jaxon Evans	NZL	BWT Lechner Racing	PRO	1	13	31:11.529			116.4	11	1:49.192	153.4
2	1	Ayhancan Güven	TUR	Martinet by Alméras	PRO	2	13	31:12.461	0.932	0.932	116.3	13	1:49.328	153.2
3	23	Marvin Klein	FRA	Martinet by Alméras	PRO	3	13	31:15.564	4.035	3.103	116.1	9	1:49.355	153.2
4	5	Adam Eteki	FRA	CLRT	PRO	4	13	31:15.927	4.398	0.363	116.1	12	1:49.024	153.7
5	85	Hugo Chevalier	FRA	CLRT	PRO	5	13	31:17.437	5.908	1.510	116.0	9	1:49.721	152.7
6	20	Victor Weyrich	FRA	Pierre Martinet by Alméras	PRO	6	13	31:18.659	7.130	1.222	115.9	9	1:49.765	152.6
7	991	Ugo Gazil	FRA	Pierre Martinet by Alméras	PRO	7	13	31:25.696	14.167	7.037	115.5	9	1:49.978	152.3
8	33	Evan Spenle	FRA	Sébastien Loeb Racing	PRO	8	13	31:26.951	15.422	1.255	115.4	9	1:50.197	152.0
9	55	Nicolas Misslin	FRA	BWT Lechner Racing	PROA	1	13	31:28.534	17.005	1.583	115.3	9	1:50.468	151.7
10	88	Stéphane Denoual	FRA	Martinet by Alméras	PROA	2	13	31:32.577	21.048	4.043	115.1	9	1:51.475	150.3
11	11	Sylvain Noël	FRA	Racing Technology	PROA	3	13	31:33.680	22.151	1.103	115.0	9	1:51.255	150.6
12	26	Emil Caumes	FRA	CLRT	AM	1	13	31:34.644	23.115	0.964	114.9	8	1:51.181	150.7
13	74	Victor Blugeon	FRA	Pierre Martinet by Alméras	PRO	9	13	31:35.660	24.131	1.016	114.9	10	1:50.302	151.9
14	888	François Lansard	FRA	CLRT	AM	2	13	31:40.891	29.362	5.231	114.6	10	1:51.671	150.0
15	30	Roland Berville	FRA	Pierre Martinet by Alméras	PROA	4	13	31:50.276	38.747	9.385	114.0	13	1:51.678	150.0
16	44	Franck Leherpeur	FRA	Racing Technology	AM	3	13	32:06.186	54.657	15.910	113.1	13	1:54.923	145.8
17	87	Richard Wagner	DEU	BWT Lechner Racing	PRO	10	13	32:12.412	1:00.883	6.226	112.7	9	1:50.089	152.2
Not classified: (Requirements: 75% of number laps of leader = 10 Laps)														
69	Florian Latorre	FRA	CLRT	PRO	11	1	2:14.557	12 Laps	12 Laps	124.5	1	2:14.557	124.5	
27	Jean-Baptiste Simmenauer	FRA	BWT Lechner Racing	PRO	12									
911	Christophe Lapierre	FRA	Sébastien Loeb Racing	PROA	5									
7	Jérôme Boullery	FRA	Racing Technology	PROA	6									
59	Maxence Maurice	FRA	IMSA Performance	AM	4									

Fastest lap Adam Eteki in 1:49.024 at 153.7 Km/h in lap 12

DRIVE THROUGH CAR 87 FOR CAUSING A COLLISION - CONVERTED IN 30 SECONDS TIME PENALTY ADDED TO RACE TIME

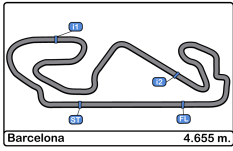
Published at:.....

Track Temp: **28.0 °C** Air Temp: **19.6 °C** Humidity: **59 %** Track Status: **DRY**

Stewards:

Race Director:

Timekeeper:



Circuito de Barcelona
Porsche Carrera Cup France
Race - 2
Provisional Results by Class



Cla	N°	Driver	Nat	Team	Class	Cls	Laps	Total Time	Gap	Interval	Km/h	Best	Time	Km/h
AM														
1	26	Emil Caumes	FRA	CLRT	AM	1	13	31:34.644			114.9	8	1:51.181	150.7
2	888	François Lansard	FRA	CLRT	AM	2	13	31:40.891	29.362	6.247	114.6	10	1:51.671	150.0
3	44	Franck Leherpeur	FRA	Racing Technology	AM	3	13	32:06.186	54.657	25.295	113.1	13	1:54.923	145.8
Not classified: (Requirements: 75% of number laps of leader = 10 Laps)														
	59	Maxence Maurice	FRA	IMSA Performance	AM	4								

Published at:.....

Track Temp: **28.0 °C** Air Temp: **19.6 °C** Humidity: **59 %** Track Status: **DRY**

Stewards:	Race Director:	Timekeeper:
------------------	-----------------------	------------------------



Circuito de Barcelona
Porsche Carrera Cup France
Race - 2
Provisional Results by Class



Cla	N°	Driver	Nat	Team	Class	Cls	Laps	Total Time	Gap	Interval	Km/h	Best	Time	Km/h
PRO														
1	91	Jaxon Evans	NZL	BWT Lechner Racing	PRO	1	13	31:11.529			116.4	11	1:49.192	153.4
2	1	Ayhancan Güven	TUR	Martinet by Alméras	PRO	2	13	31:12.461	0.932	0.932	116.3	13	1:49.328	153.2
3	23	Marvin Klein	FRA	Martinet by Alméras	PRO	3	13	31:15.564	4.035	3.103	116.1	9	1:49.355	153.2
4	5	Adam Eteki	FRA	CLRT	PRO	4	13	31:15.927	4.398	0.363	116.1	12	1:49.024	153.7
5	85	Hugo Chevalier	FRA	CLRT	PRO	5	13	31:17.437	5.908	1.510	116.0	9	1:49.721	152.7
6	20	Victor Weyrich	FRA	Pierre Martinet by Alméras	PRO	6	13	31:18.659	7.130	1.222	115.9	9	1:49.765	152.6
7	991	Ugo Gazil	FRA	Pierre Martinet by Alméras	PRO	7	13	31:25.696	14.167	7.037	115.5	9	1:49.978	152.3
8	33	Evan Spenle	FRA	Sébastien Loeb Racing	PRO	8	13	31:26.951	15.422	1.255	115.4	9	1:50.197	152.0
9	74	Victor Blugeon	FRA	Pierre Martinet by Alméras	PRO	9	13	31:35.660	24.131	8.709	114.9	10	1:50.302	151.9
10	87	Richard Wagner	DEU	BWT Lechner Racing	PRO	10	13	32:12.412	1:00.883	36.752	112.7	9	1:50.089	152.2
Not classified: (Requirements: 75% of number laps of leader = 10 Laps)														
	69	Florian Latorre	FRA	CLRT	PRO	11	1	2:14.557	12 Laps	12 Laps	124.5	1	2:14.557	124.5
	27	Jean-Baptiste Simmenauer	FRA	BWT Lechner Racing	PRO	12								

Published at:.....

Track Temp: **28.0 °C** Air Temp: **19.6 °C** Humidity: **59 %** Track Status: **DRY**

Stewards:

Race Director:

Timekeeper:



Circuito de Barcelona
Porsche Carrera Cup France
Race - 2
Provisional Results by Class



Cla	N°	Driver	Nat	Team	Class	Cls	Laps	Total Time	Gap	Interval	Km/h	Best	Time	Km/h
PROAM														
1	55	Nicolas Mislin	FRA	BWT Lechner Racing	PROA	1	13	31:28.534			115.3	9	1:50.468	151.7
2	88	Stéphane Denoual	FRA	Martinet by Alméras	PROA	2	13	31:32.577	21.048	4.043	115.1	9	1:51.475	150.3
3	11	Sylvain Noël	FRA	Racing Technology	PROA	3	13	31:33.680	22.151	1.103	115.0	9	1:51.255	150.6
4	30	Roland Berville	FRA	Pierre Martinet by Alméras	PROA	4	13	31:50.276	38.747	16.596	114.0	13	1:51.678	150.0
Not classified: (Requirements: 75% of number laps of leader = 10 Laps)														
	911	Christophe Lapierre	FRA	Sébastien Loeb Racing	PROA	5								
	7	Jérôme Boullery	FRA	Racing Technology	PROA	6								

Fastest lap Adam Eteki in 1:49.024 at 153.7 Km/h in lap 12

Published at:.....

Track Temp: **28.0 °C** Air Temp: **19.6 °C** Humidity: **59 %** Track Status: **DRY**

Stewards:

Race Director:

Timekeeper:

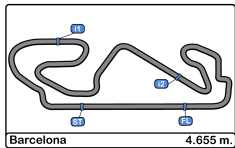


Circuito de Barcelona
Porsche Carrera Cup France
Race - 2



Provisional Classification by Driver Fastest Lap

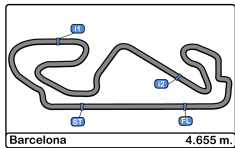
Cls	Nº	Driver	Team	Class	Cls	Laps	Best	Time	Gap	Interval	Km/h
1	5	Adam Eteki	FRA CLRT	PRO	1	13	12	1:49.024			153.7
2	91	Jaxon Evans	NZL BWT Lechner Racing	PRO	2	13	11	1:49.192	0.168	0.168	153.4
3	1	Ayhancan Güven	TUR Martinet by Alméras	PRO	3	13	13	1:49.328	0.304	0.136	153.2
4	23	Marvin Klein	FRA Martinet by Alméras	PRO	4	13	9	1:49.355	0.331	0.027	153.2
5	85	Hugo Chevalier	FRA CLRT	PRO	5	13	9	1:49.721	0.697	0.366	152.7
6	20	Victor Weyrich	FRA Pierre Martinet by Alméras	PRO	6	13	9	1:49.765	0.741	0.044	152.6
7	99	Ugo Gazil	FRA Pierre Martinet by Alméras	PRO	7	13	9	1:49.978	0.954	0.213	152.3
8	87	Richard Wagner	DEU BWT Lechner Racing	PRO	8	13	9	1:50.089	1.065	0.111	152.2
9	33	Evan Spenle	FRA Sébastien Loeb Racing	PRO	9	13	9	1:50.197	1.173	0.108	152.0
10	74	Victor Blugeon	FRA Pierre Martinet by Alméras	PRO	10	13	10	1:50.302	1.278	0.105	151.9
11	55	Nicolas Misslin	FRA BWT Lechner Racing	PROA	1	13	9	1:50.468	1.444	0.166	151.7
12	26	Emil Caumes	FRA CLRT	AM	1	13	8	1:51.181	2.157	0.713	150.7
13	11	Sylvain Noël	FRA Racing Technology	PROA	2	13	9	1:51.255	2.231	0.074	150.6
14	88	Stéphane Denoual	FRA Martinet by Alméras	PROA	3	13	9	1:51.475	2.451	0.220	150.3
15	88	François Lansard	FRA CLRT	AM	2	13	10	1:51.671	2.647	0.196	150.0
16	30	Roland Berville	FRA Pierre Martinet by Alméras	PROA	4	13	13	1:51.678	2.654	0.007	150.0
17	44	Franck Leherpeur	FRA Racing Technology	AM	3	13	13	1:54.923	5.899	3.245	145.8
18	69	Florian Latorre	FRA CLRT	PRO	11	1	1	2:14.557	25.533	19.634	124.5



Circuito de Barcelona
 Porsche Carrera Cup France
 Race - 2
 Distance and Speed Average



Cls	Nº	Driver	Nat	Team	Class	Cls	Laps	Distance	Total Time	Km/h
1	91	Jaxon Evans	NZL	BWT Lechner Racing	PRO	1	13	60.51	31:11.529	116.4
2	1	Ayhancan Güven	TUR	Martinet by Alméras	PRO	2	13	60.51	31:12.461	116.3
3	23	Marvin Klein	FRA	Martinet by Alméras	PRO	3	13	60.51	31:15.564	116.1
4	5	Adam Eteki	FRA	CLRT	PRO	4	13	60.51	31:15.927	116.1
5	85	Hugo Chevalier	FRA	CLRT	PRO	5	13	60.51	31:17.437	116.0
6	20	Victor Weyrich	FRA	Pierre Martinet by Alméras	PRO	6	13	60.51	31:18.659	115.9
7	991	Ugo Gazil	FRA	Pierre Martinet by Alméras	PRO	7	13	60.51	31:25.696	115.5
8	33	Evan Spenle	FRA	Sébastien Loeb Racing	PRO	8	13	60.51	31:26.951	115.4
9	55	Nicolas Misslin	FRA	BWT Lechner Racing	PROAM	1	13	60.51	31:28.534	115.3
10	88	Stéphane Denoual	FRA	Martinet by Alméras	PROAM	2	13	60.51	31:32.577	115.1
11	11	Sylvain Noël	FRA	Racing Technology	PROAM	3	13	60.51	31:33.680	115.0
12	26	Emil Caumes	FRA	CLRT	AM	1	13	60.51	31:34.644	114.9
13	74	Victor Blugeon	FRA	Pierre Martinet by Alméras	PRO	9	13	60.51	31:35.660	114.9
14	888	François Lansard	FRA	CLRT	AM	2	13	60.51	31:40.891	114.6
15	30	Roland Berville	FRA	Pierre Martinet by Alméras	PROAM	4	13	60.51	31:50.276	114.0
16	44	Franck Leherpeur	FRA	Racing Technology	AM	3	13	60.51	32:06.186	113.1
17	87	Richard Wagner	DEU	BWT Lechner Racing	PRO	10	13	60.51	32:12.412	112.7
Not classified: (Requirements: 75% of number laps of leader = 10 Laps)										
	69	Florian Latorre	FRA	CLRT	PRO	11	1	04.65	2:14.557	124.5
	27	Jean-Baptiste Simmenauer	FRA	BWT Lechner Racing	PRO	12				
	911	Christophe Lapierre	FRA	Sébastien Loeb Racing	PROAM	5				
	7	Jérôme Boullery	FRA	Racing Technology	PROAM	6				
	59	Maxence Maurice	FRA	IMSA Performance	AM	4				



Circuito de Barcelona
Porsche Carrera Cup France
Race - 2
Lap Analysis



1 Ayhancan Güven Porsche **20** Victor Weyrich Porsche

PRO Martinet by Alméras PRO Pierre Martinet by Alméras

Lap D	Time	Sector 1	Sector 2	Sector 3	T. Spd	Elapsed	Lap D	Time	Sector 1	Sector 2	Sector 3	T. Spd	Elapsed
1	2:12.068	36.863	48.759	46.446	222.2	2:12.068	1	2:16.375	38.724	51.382	46.269	228.8	2:16.375
2	3:27.911	1:16.547	1:12.686	58.678	90.8	5:39.979	2	3:27.216	1:16.152	1:13.516	57.548	86.6	5:43.591
3	3:16.896	1:10.159	1:10.741	55.996	86.5	8:56.875	3	3:18.099	1:10.068	1:12.316	55.715	68.0	9:01.690
4	3:22.292	1:12.354	1:12.305	57.633	98.0	12:19.167	4	3:21.649	1:12.267	1:12.163	57.219	94.2	12:23.339
5	3:18.258	1:13.836	1:10.587	53.835	103.1	15:37.425	5	3:17.668	1:13.300	1:10.788	53.580	80.3	15:41.007
6	2:48.347	1:05.259	56.534	46.554	90.6	18:25.772	6	2:46.652	1:05.486	56.042	45.124	80.0	18:27.659
7	1:49.889	31.803	42.020	36.066	271.3	20:15.661	7	1:51.008	32.014	42.538	36.456	267.9	20:18.667
8	1:49.659	31.521	42.108	36.030	270.6	22:05.320	8	1:50.142	31.513	42.213	36.416	271.3	22:08.809
9	1:49.425	31.364	42.105	35.956	270.6	23:54.745	9	1:49.765	31.502	42.124	36.139	271.3	23:58.574
10	1:49.489	31.411	42.029	36.049	272.0	25:44.234	10	1:49.827	31.479	42.154	36.194	270.6	25:48.401
11	1:49.349	31.373	41.939	36.037	272.7	27:33.583	11	1:50.066	31.440	42.241	36.385	272.0	27:38.467
12	1:49.550	31.296	42.209	36.045	272.0	29:23.133	12	1:49.935	31.422	42.132	36.381	272.0	29:28.402
13	1:49.328	31.297	41.987	36.044	272.0	31:12.461	13	1:50.257	31.517	42.281	36.459	271.3	31:18.659

5 Adam Eteki Porsche **23** Marvin Klein Porsche

PRO CLRT PRO Martinet by Alméras

Lap D	Time	Sector 1	Sector 2	Sector 3	T. Spd	Elapsed	Lap D	Time	Sector 1	Sector 2	Sector 3	T. Spd	Elapsed
1	2:15.410	38.260	51.110	46.040	229.2	2:15.410	1	2:12.727	37.673	48.704	46.350	226.4	2:12.727
2	3:27.279	1:16.325	1:13.117	57.837	89.1	5:42.689	2	3:28.383	1:16.578	1:13.481	58.324	104.2	5:41.110
3	3:17.183	1:09.936	1:12.261	54.986	85.0	8:59.872	3	3:16.746	1:09.522	1:11.571	55.653	100.0	8:57.856
4	3:21.985	1:12.680	1:12.457	56.848	97.8	12:21.857	4	3:22.501	1:12.090	1:12.924	57.487	89.9	12:20.357
5	3:18.059	1:13.921	1:10.511	53.627	99.1	15:39.916	5	3:18.091	1:13.209	1:10.997	53.885	89.7	15:38.448
6	2:46.950	1:05.461	56.187	45.302	80.0	18:26.866	6	2:47.626	1:05.289	56.144	46.193	122.1	18:26.074
7	1:50.850	32.021	42.384	36.445	267.9	20:17.716	7	1:50.413	31.954	42.117	36.342	268.6	20:16.487
8	1:49.882	31.490	42.151	36.241	272.0	22:07.598	8	1:49.951	31.556	42.162	36.233	270.6	22:06.438
9	1:49.492	31.341	41.935	36.216	272.7	23:57.090	9	1:49.355	31.437	41.906	36.012	271.3	23:55.793
10	1:49.909	31.423	42.314	36.172	274.1	25:46.999	10	1:49.465	31.439	42.001	36.025	270.6	25:45.258
11	1:49.266	31.292	42.035	35.939	270.6	27:36.265	11	1:49.636	31.448	42.051	36.137	271.3	27:34.894
12	1:49.024	31.135	41.952	35.937	272.7	29:25.289	12	1:49.693	31.380	42.150	36.163	271.3	29:24.587
13	1:50.638	31.164	41.951	37.523	272.7	31:15.927	13	1:50.977	31.329	42.202	37.446	271.3	31:15.564

7 Jérôme Boullery Porsche **26** Emil Caumes Porsche

PROAM Racing Technology AM CLRT

Lap D	Time	Sector 1	Sector 2	Sector 3	T. Spd	Elapsed	Lap D	Time	Sector 1	Sector 2	Sector 3	T. Spd	Elapsed
1	2:24.328	40.095	56.863	47.370	213.0	2:24.328	1	2:26.138	41.726	56.563	47.849	205.3	2:26.138
2	3:29.764	1:14.416	1:16.724	58.624	62.7	5:54.092	2	3:30.529	1:14.231	1:17.272	59.026	61.9	5:56.667
3	3:15.172	1:08.358	1:11.166	55.648	74.1	9:09.264	3	3:15.255	1:07.620	1:10.817	56.818	75.0	9:11.922
4	3:23.479	1:12.707	1:14.874	55.898	100.5	12:32.743	4	3:22.713	1:11.834	1:15.754	55.125	76.4	12:34.635
5	3:17.057	1:12.104	1:11.492	53.461	141.7	15:49.800	5	3:16.917	1:11.777	1:12.313	52.827	133.0	15:51.552
6	2:40.973	1:04.396	54.607	41.970	54.4	18:30.773	6	2:41.215	1:04.508	54.074	42.633	57.9	18:32.767
7	1:52.350	32.461	42.930	36.959	263.4	20:23.123	7	1:53.094	33.597	42.857	36.640	261.5	20:25.861
8	1:52.108	32.009	42.943	37.156	271.3	22:15.231	8	1:51.181	31.877	42.657	36.647	270.0	22:17.042
9	1:51.255	31.940	42.533	36.782	272.0	24:06.486	9	1:51.524	31.854	42.719	36.951	271.3	24:08.566
10	1:51.463	31.850	42.764	36.849	271.3	25:57.949	10	1:51.224	31.725	42.718	36.781	271.3	25:59.790
11	1:51.969	31.997	42.796	37.176	265.3	27:49.918	11	1:51.390	31.832	42.586	36.972	271.3	27:51.180
12	1:51.685	31.874	42.841	36.970	272.0	29:41.603	12	1:51.785	31.857	42.686	37.242	272.0	29:42.965
13	1:52.077	31.858	42.927	37.292	270.6	31:33.680	13	1:51.679	31.794	42.896	36.989	270.6	31:34.644

27 Jean-Baptiste Simmenauer Porsche

PRO BWT Lechner Racing

Lap D	Time	Sector 1	Sector 2	Sector 3	T. Spd	Elapsed
-------	------	----------	----------	----------	--------	---------



Circuito de Barcelona
Porsche Carrera Cup France
Race - 2
Lap Analysis



30

Roland Berville

Porsche 55

Nicolas Misslin

Porsche

PROAM

Pierre Martinet by Alméras

PROAM

BWT Lechner Racing

Lap D	Time	Sector 1	Sector 2	Sector 3	T. Spd	Elapsed	Lap D	Time	Sector 1	Sector 2	Sector 3	T. Spd	Elapsed
1	2:30.245	43.540	56.635	50.070	223.1	2:30.245	1	2:18.598	38.981	52.297	47.320	230.7	2:18.598
2	3:30.275	1:13.988	1:18.075	58.212	52.7	6:00.520	2	3:27.066	1:15.247	1:13.770	58.049	90.0	5:45.664
3	3:15.779	1:06.699	1:11.304	57.776	89.1	9:16.299	3	3:17.521	1:09.698	1:12.171	55.652	92.8	9:03.185
4	3:22.010	1:10.415	1:17.825	53.770	74.3	12:38.309	4	3:23.039	1:12.292	1:12.616	58.131	97.8	12:26.224
5	3:16.838	1:11.274	1:12.208	53.356	103.7	15:55.147	5	3:17.679	1:12.708	1:10.162	54.809	117.9	15:43.903
6	2:39.190	1:03.376	53.754	42.060	64.1	18:34.337	6	2:44.091	1:04.171	56.001	43.919	99.4	18:27.994
7	1:55.770	33.060	44.443	38.267	251.1	20:30.107	7	1:52.229	32.612	42.760	36.857	268.6	20:20.223
8	1:56.098	33.602	44.490	38.006	264.7	22:26.205	8	1:50.680	31.880	42.262	36.538	270.0	22:10.903
9	1:54.595	33.025	44.293	37.277	260.2	24:20.800	9	1:50.468	31.784	42.239	36.445	270.0	24:01.371
10	1:53.018	32.468	43.172	37.378	266.0	26:13.818	10	1:50.514	31.581	42.338	36.595	270.0	25:51.885
11	1:52.335	32.273	42.955	37.107	266.6	28:06.153	11	1:51.955	31.821	42.449	37.685	270.0	27:43.840
12	1:52.445	32.256	42.893	37.296	266.6	29:58.598	12	1:52.431	31.913	43.334	37.184	269.3	29:36.271
13	1:51.678	31.949	42.947	36.782	266.0	31:50.276	13	1:52.263	32.765	42.726	36.772	254.1	31:28.534

33

Evan Spenle

Porsche 59

Maxence Maurice

Porsche

PRO

Sébastien Loeb Racing

AM

IMSA Performance

Lap D	Time	Sector 1	Sector 2	Sector 3	T. Spd	Elapsed	Lap D	Time	Sector 1	Sector 2	Sector 3	T. Spd	Elapsed
1	2:20.960	39.293	54.642	47.025	229.7	2:20.960	1	1:07.017				213.8	
2	3:27.294	1:14.978	1:14.188	58.128	74.4	5:48.254							
3	3:17.594	1:09.900	1:12.323	55.371	75.5	9:05.848							
4	3:23.353	1:13.089	1:12.668	57.596	106.8	12:29.201							
5	3:17.453	1:12.930	1:09.603	54.920	103.7	15:46.654							
6	2:42.363	1:03.891	55.212	43.260	105.2	18:29.017							
7	1:52.459	32.631	43.036	36.792	268.6	20:21.476							
8	1:51.871	32.547	42.900	36.424	272.7	22:13.347							
9	1:50.197	31.540	42.382	36.275	272.7	24:03.544							
10	1:50.468	31.581	42.492	36.395	272.7	25:54.012							
11	1:50.841	31.539	42.342	36.960	271.3	27:44.853							
12	1:51.558	31.683	42.825	37.050	272.0	29:36.411							
13	1:50.540	31.644	42.367	36.529	269.3	31:26.951							

69

Florian Latorre

Porsche

PRO

CLRT

Lap D	Time	Sector 1	Sector 2	Sector 3	T. Spd	Elapsed
1	2:14.557	37.794	50.619	46.144	230.2	2:14.557

74

Victor Blugeon

Porsche

PRO

Pierre Martinet by Alméras

Lap D	Time	Sector 1	Sector 2	Sector 3	T. Spd	Elapsed
1	2:20.172	39.150	53.966	47.056	232.7	2:20.172
2	3:27.102	1:15.010	1:13.917	58.175	81.6	5:47.274
3	3:17.690	1:09.560	1:12.936	55.194	82.5	9:04.964
4	3:22.745	1:12.680	1:12.973	57.092	110.3	12:27.709
5	3:17.977	1:13.053	1:10.362	54.562	102.1	15:45.686
6	2:42.823	1:03.549	56.059	43.215	120.1	18:28.509
7	1:52.106	32.641	42.647	36.818	272.7	20:20.615
8	1:51.080	32.263	42.431	36.386	274.1	22:11.695
9	1:50.310	31.601	42.342	36.367	272.0	24:02.005
10	1:50.302	31.476	42.417	36.409	272.0	25:52.307
11	2:02.385	31.682	42.513	48.190	273.4	27:54.692
12	1:50.526	31.778	42.322	36.426	270.0	29:45.218
13	1:50.442	31.575	42.424	36.443	270.6	31:35.660

44

Franck Leherpeur

Porsche

AM

Racing Technology

Lap D	Time	Sector 1	Sector 2	Sector 3	T. Spd	Elapsed
1	2:25.448	41.295	56.125	48.028	221.3	2:25.448
2	3:29.537	1:14.085	1:17.033	58.419	64.9	5:54.985
3	3:16.253	1:08.394	1:10.949	56.910	80.6	9:11.238
4	3:22.400	1:11.685	1:14.882	55.833	88.2	12:33.638
5	3:16.959	1:12.028	1:11.424	53.507	132.1	15:50.597
6	2:42.027	1:04.724	54.192	43.111	54.5	18:32.624
7	1:57.327	34.025	44.756	38.546	267.3	20:29.951
8	1:56.004	33.491	44.096	38.417	267.3	22:25.955
9	1:57.461	33.033	45.609	38.819	267.3	24:23.416
10	1:56.058	33.094	44.414	38.550	267.3	26:19.474
11	1:56.181	33.270	44.616	38.295	266.6	28:15.655
12	1:55.608	33.019	44.075	38.514	266.0	30:11.263
13	1:54.923	33.037	43.791	38.095	264.0	32:06.186



Circuito de Barcelona
Porsche Carrera Cup France
Race - 2
Lap Analysis



85 Hugo Chevalier							Porsche 91 Jaxon Evans						
PRO							BWT Lechner Racing						
Lap D	Time	Sector 1	Sector 2	Sector 3	T. Spd	Elapsed	Lap D	Time	Sector 1	Sector 2	Sector 3	T. Spd	Elapsed
1	2:13.647	37.645	49.777	46.225	227.8	2:13.647	1	2:11.471	36.249	48.867	46.355	229.2	2:11.471
2	3:28.373	1:17.314	1:12.981	58.078	97.5	5:42.020	2	3:27.785	1:16.482	1:12.853	58.450	92.7	5:39.256
3	3:17.068	1:09.843	1:11.941	55.284	88.7	8:59.088	3	3:16.892	1:10.108	1:11.011	55.773	92.6	8:56.148
4	3:22.244	1:12.283	1:12.739	57.222	97.2	12:21.332	4	3:22.445	1:12.505	1:12.173	57.767	97.3	12:18.593
5	3:18.001	1:13.578	1:10.599	53.824	88.5	15:39.333	5	3:17.933	1:13.766	1:10.750	53.417	102.8	15:36.526
6	2:47.267	1:05.199	56.420	45.648	110.8	18:26.600	6	2:48.915	1:05.607	56.495	46.813	99.2	18:25.441
7	1:50.453	31.976	42.159	36.318	269.3	20:17.053	7	1:49.689	31.611	41.975	36.103	262.7	20:15.130
8	1:49.861	31.355	42.292	36.214	272.0	22:06.914	8	1:49.403	31.488	41.823	36.092	264.7	22:04.533
9	1:49.721	31.409	42.125	36.187	274.1	23:56.635	9	1:49.428	31.397	41.980	36.051	266.0	23:53.961
10	1:50.230	31.552	42.262	36.416	272.7	25:46.865	10	1:49.672	31.640	41.995	36.037	266.0	25:43.633
11	1:50.293	31.820	42.301	36.172	258.3	27:37.158	11	1:49.192	31.347	41.944	35.901	266.0	27:32.825
12	1:49.902	31.431	42.174	36.297	273.4	29:27.060	12	1:49.244	31.375	41.885	35.984	266.6	29:22.069
13	1:50.377	31.377	42.348	36.652	272.0	31:17.437	13	1:49.460	31.354	42.006	36.100	266.6	31:11.529

87 Richard Wagner							Porsche 888 François Lansard						
PRO							BWT Lechner Racing						
Lap D	Time	Sector 1	Sector 2	Sector 3	T. Spd	Elapsed	Lap D	Time	Sector 1	Sector 2	Sector 3	T. Spd	Elapsed
1	2:19.445	38.948	53.576	46.921	230.7	2:19.445	1	2:27.515	42.352	56.847	48.316	202.6	2:27.515
2	3:26.891	1:15.136	1:13.678	58.077	77.4	5:46.336	2	3:31.277	1:14.462	1:17.545	59.270	59.4	5:58.792
3	3:18.036	1:09.820	1:12.887	55.329	85.2	9:04.372	3	3:15.449	1:06.668	1:11.753	57.028	71.0	9:14.241
4	3:22.557	1:12.545	1:13.123	56.889	117.5	12:26.929	4	3:22.513	1:10.759	1:17.831	53.923	80.8	12:36.754
5	3:17.908	1:12.822	1:10.736	54.350	99.5	15:44.837	5	3:16.359	1:10.851	1:11.967	53.541	124.5	15:53.113
6	2:43.564	1:03.805	56.112	43.647	120.8	18:28.401	6	2:39.985	1:04.142	54.226	41.617	60.6	18:33.098
7	1:52.603	32.959	42.827	36.817	264.7	20:21.004	7	1:54.027	33.521	43.504	37.002	243.7	20:27.125
8	1:51.322	32.030	42.643	36.649	273.4	22:12.326	8	1:51.956	32.067	42.883	37.006	270.0	22:19.081
9	1:50.089	31.405	42.217	36.467	273.4	24:02.415	9	1:52.413	32.534	42.704	37.175	262.7	24:11.494
10	1:50.379	31.506	42.280	36.593	274.1	25:52.794	10	1:51.671	31.883	42.887	36.901	270.0	26:03.165
11	2:08.354	31.639	42.141	54.574	274.8	28:01.148	11	1:52.534	31.853	43.196	37.485	269.3	27:55.699
12	1:50.548	31.870	42.177	36.501	268.6	29:51.696	12	1:51.988	31.853	43.153	36.982	270.6	29:47.687
13	1:50.716	31.727	42.268	36.721	269.3	31:42.412	13	1:53.204	32.036	43.534	37.634	270.0	31:40.891

88 Stéphane Denoual							Porsche 911 Christophe Lapierre						
PROAM							Sébastien Loeb Racing						
Lap D	Time	Sector 1	Sector 2	Sector 3	T. Spd	Elapsed	Lap D	Time	Sector 1	Sector 2	Sector 3	T. Spd	Elapsed
1	2:23.224	39.811	55.985	47.428	238.9	2:23.224	991 Ugo Gazil						
2	3:27.539	1:14.526	1:14.909	58.104	71.6	5:50.763	Porsche						
3	3:17.003	1:09.789	1:12.093	55.121	75.3	9:07.766	Pierre Martinet by Alméras						
4	3:23.333	1:12.996	1:13.251	57.086	130.7	12:31.099	Lap D <th>Time</th> <th>Sector 1</th> <th>Sector 2</th> <th>Sector 3</th> <th>T. Spd</th> <th>Elapsed</th>	Time	Sector 1	Sector 2	Sector 3	T. Spd	Elapsed
5	3:17.794	1:12.722	1:10.516	54.556	108.6	15:48.893	1	2:21.855	39.479	55.203	47.173	231.2	2:21.855
6	2:41.390	1:03.635	55.304	42.451	112.6	18:30.283	2	3:27.858	1:14.912	1:14.678	58.268	76.0	5:49.713
7	1:52.181	32.363	42.945	36.873	267.9	20:22.464	3	3:17.016	1:08.986	1:12.604	55.426	71.1	9:06.729
8	1:51.801	32.109	42.969	36.723	270.0	22:14.265	4	3:23.359	1:13.225	1:12.472	57.662	122.4	12:30.088
9	1:51.475	31.896	42.782	36.797	270.0	24:05.740	5	3:17.495	1:12.735	1:09.945	54.815	103.6	15:47.583
10	1:51.712	31.886	42.880	36.946	267.3	25:57.452	6	2:41.919	1:03.789	55.354	42.776	108.9	18:29.502
11	1:51.785	31.964	42.940	36.881	267.3	27:49.237	7	1:52.176	32.483	42.926	36.767	267.3	20:21.678
12	1:51.634	31.981	42.843	36.810	267.3	29:40.871	8	1:51.114	32.238	42.445	36.431	274.1	22:12.792
13	1:51.706	31.933	42.821	36.952	266.6	31:32.577	9	1:49.978	31.452	42.297	36.229	272.7	24:02.770
							10	1:50.208	31.542	42.204	36.462	274.8	25:52.978
							11	1:51.239	31.861	42.295	37.083	276.9	27:44.217
							12	1:50.512	31.802	42.344	36.366	274.1	29:34.729
							13	1:50.967	31.657	42.546	36.764	268.6	31:25.696



Circuit de Barcelona
Porsche Carrera Cup France
Race - 2
Analysis by Lap



Num	Lap Time	Gap	Num	Lap Time	Gap	Num	Lap Time	Gap	Num	Lap Time	Gap	Num	Lap Time	Gap
Lap 1			Lap 3			Lap 5			Lap 7			Lap 9		
91	2:11.471		91	3:16.892		91	3:17.933		91	1:49.689		91	1:49.428	
1	2:12.068	00.597	1	3:16.896	00.727	1	3:18.258	00.899	1	1:49.889	00.531	1	1:49.425	00.784
23	2:12.727	01.256	23	3:16.746	01.708	23	3:18.091	01.922	23	1:50.413	01.357	23	1:49.355	01.832
85	2:13.647	02.176	85	3:17.068	02.940	85	3:18.001	02.807	85	1:50.453	01.923	85	1:49.721	02.674
69	2:14.557	03.086	5	3:17.183	03.724	5	3:18.059	03.390	5	1:50.850	02.586	5	1:49.492	03.129
5	2:15.410	03.939	20	3:18.099	05.542	20	3:17.668	04.481	20	1:51.008	03.537	20	1:49.765	04.613
20	2:16.375	04.904	55	3:17.521	07.037	55	3:17.679	07.377	55	1:52.229	05.093	55	1:50.468	07.410
55	2:18.598	07.127	87	3:18.036	08.224	87	3:17.908	08.311	74	1:52.106	05.485	74	1:50.310	08.044
87	2:19.445	07.974	74	3:17.690	08.816	74	3:17.977	09.160	87	1:52.603	05.874	87	1:50.089	08.454
74	2:20.172	08.701	33	3:17.594	09.700	33	3:17.453	10.128	33	1:52.459	06.346	991	1:49.978	08.809
33	2:20.960	09.489	991	3:17.016	10.581	991	3:17.495	11.057	991	1:52.176	06.548	33	1:50.197	09.583
991	2:21.855	10.384	88	3:17.003	11.618	88	3:17.794	12.367	88	1:52.181	07.334	88	1:51.475	11.779
88	2:23.224	11.753	11	3:15.172	13.116	11	3:17.057	13.274	11	1:52.350	07.993	11	1:51.255	12.525
11	2:24.328	12.857	44	3:16.253	15.090	44	3:16.959	14.071	26	1:53.094	10.731	26	1:51.524	14.605
44	2:25.448	13.977	26	3:15.255	15.774	26	3:16.917	15.026	888	1:54.027	11.995	888	1:52.413	17.533
26	2:26.138	14.667	888	3:15.449	18.093	888	3:16.359	16.587	44	1:57.327	14.821	30	1:54.595	26.839
888	2:27.515	16.044	30	3:15.779	20.151	30	3:16.838	18.621	30	1:55.770	14.977	44	1:57.461	29.455
30	2:30.245	18.774												
Num	Lap Time	Gap	Num	Lap Time	Gap	Num	Lap Time	Gap	Num	Lap Time	Gap	Num	Lap Time	Gap
Lap 2			Lap 4			Lap 6			Lap 8			Lap 10		
91	3:27.785		91	3:22.445		91	2:48.915		91	1:49.403		91	1:49.672	
1	3:27.911	00.723	1	3:22.292	00.574	1	2:48.347	00.331	1	1:49.659	00.787	1	1:49.489	00.601
23	3:28.383	01.854	23	3:22.501	01.764	23	2:47.626	00.633	23	1:49.951	01.905	23	1:49.465	01.625
85	3:28.373	02.764	85	3:22.244	02.739	85	2:47.267	01.159	85	1:49.861	02.381	85	1:50.230	03.232
5	3:27.279	03.433	5	3:21.985	03.264	5	2:46.950	01.425	5	1:49.882	03.065	5	1:49.909	03.366
20	3:27.216	04.335	20	3:21.649	04.746	20	2:46.652	02.218	20	1:50.142	04.276	20	1:49.827	04.768
55	3:27.066	06.408	55	3:23.039	07.631	55	2:44.091	02.553	55	1:50.680	06.370	55	1:50.514	08.252
87	3:26.891	07.080	87	3:22.557	08.336	87	2:43.564	02.960	74	1:51.080	07.162	74	1:50.302	08.674
74	3:27.102	08.018	74	3:22.745	09.116	74	2:42.823	03.068	87	1:51.322	07.793	87	1:50.379	09.161
33	3:27.294	08.998	33	3:23.353	10.608	33	2:42.363	03.576	991	1:51.114	08.259	991	1:50.208	09.345
991	3:27.858	10.457	991	3:23.359	11.495	991	2:41.919	04.061	33	1:51.871	08.814	33	1:50.468	10.379
88	3:27.539	11.507	88	3:23.333	12.506	88	2:41.390	04.842	88	1:51.801	09.732	88	1:51.712	13.819
11	3:29.764	14.836	11	3:23.479	14.150	11	2:40.973	05.332	11	1:52.108	10.698	11	1:51.463	14.316
44	3:29.537	15.729	44	3:22.400	15.045	44	2:42.027	07.183	26	1:51.181	12.509	26	1:51.224	16.157
26	3:30.529	17.411	26	3:22.713	16.042	26	2:41.215	07.326	888	1:51.956	14.548	888	1:51.671	19.532
888	3:31.277	19.536	888	3:22.513	18.161	888	2:39.985	07.657	44	1:56.004	21.422	30	1:53.018	30.185
30	3:30.275	21.264	30	3:22.010	19.716	30	2:39.190	08.896	30	1:56.098	21.672	44	1:56.058	35.841



Circuit de Barcelona
Porsche Carrera Cup France
Race - 2
Analysis by Lap



Num	Lap Time	Gap	Num	Lap Time	Gap
-----	----------	-----	-----	----------	-----

Lap 11

91	1:49.192	
1	1:49.349	00.758
23	1:49.636	02.069
5	1:49.266	03.440
85	1:50.293	04.333
20	1:50.066	05.642
55	1:51.955	11.015
991	1:51.239	11.392
33	1:50.841	12.028
88	1:51.785	16.412
11	1:51.969	17.093
26	1:51.390	18.355
74	2:02.385	21.867
888	1:52.534	22.874
87	2:08.354	28.323
30	1:52.335	33.328
44	1:56.181	42.830

Num	Lap Time	Gap
-----	----------	-----

Lap 12

91	1:49.244	
1	1:49.550	01.064
23	1:49.693	02.518
5	1:49.024	03.220
85	1:49.902	04.991
20	1:49.935	06.333
991	1:50.512	12.660
55	1:52.431	14.202
33	1:51.558	14.342
88	1:51.634	18.802
11	1:51.685	19.534
26	1:51.785	20.896
74	1:50.526	23.149
888	1:51.988	25.618
87	1:50.548	29.627
30	1:52.445	36.529
44	1:55.608	49.194

Lap 13

91	1:49.460	
1	1:49.328	00.932
23	1:50.977	04.035
5	1:50.638	04.398
85	1:50.377	05.908
20	1:50.257	07.130
991	1:50.967	14.167
33	1:50.540	15.422
55	1:52.263	17.005
88	1:51.706	21.048
11	1:52.077	22.151
26	1:51.679	23.115
74	1:50.442	24.131
888	1:53.204	29.362
87	1:50.716	30.883
30	1:51.678	38.747
44	1:54.923	54.657



Circuito de Barcelona
Porsche Carrera Cup France
Race - 2
Best Sectors Results



Sector - 1			Sector - 2			Sector - 3			Ideal Lap vs Best Lap						
Clas	Nº	Driver	Time	Nº	Driver	Time	Nº	Driver	Time	Clas	Nº	Driver	Ideal Lap	Best Lap	Clas
1	5	Adam Eteki	31.135	91	Jaxon Evans	41.823	91	Jaxon Evans	35.901	1	5	Adam Eteki	1:49.007	1:49.024	1
2	1	Ayhancan Güven	31.296	23	Marvin Klein	41.906	5	Adam Eteki	35.937	2	91	Jaxon Evans	1:49.071	1:49.192	2
3	23	Marvin Klein	31.329	5	Adam Eteki	41.935	1	Ayhancan Güven	35.956	3	1	Ayhancan Güven	1:49.191	1:49.328	3
4	91	Jaxon Evans	31.347	1	Ayhancan Güven	41.939	23	Marvin Klein	36.012	4	23	Marvin Klein	1:49.247	1:49.355	4
5	85	Hugo Chevalier	31.355	20	Victor Weyrich	42.124	20	Victor Weyrich	36.139	5	85	Hugo Chevalier	1:49.652	1:49.721	5
6	87	Richard Wagner	31.405	85	Hugo Chevalier	42.125	85	Hugo Chevalier	36.172	6	20	Victor Weyrich	1:49.685	1:49.765	6
7	20	Victor Weyrich	31.422	87	Richard Wagner	42.141	991	Ugo Gazil	36.229	7	991	Ugo Gazil	1:49.885	1:49.978	7
8	99	Ugo Gazil	31.452	991	Ugo Gazil	42.204	33	Evan Spenle	36.275	8	87	Richard Wagner	1:50.013	1:50.089	8
9	74	Victor Blugeon	31.476	55	Nicolas Misslin	42.239	74	Victor Blugeon	36.367	9	33	Evan Spenle	1:50.156	1:50.197	9
10	33	Evan Spenle	31.539	74	Victor Blugeon	42.322	55	Nicolas Misslin	36.445	10	74	Victor Blugeon	1:50.165	1:50.302	10
11	55	Nicolas Misslin	31.581	33	Evan Spenle	42.342	87	Richard Wagner	36.467	11	55	Nicolas Misslin	1:50.265	1:50.468	11
12	26	Emil Caumes	31.725	11	Sylvain Noël	42.533	26	Emil Caumes	36.640	12	26	Emil Caumes	1:50.951	1:51.181	12
13	11	Sylvain Noël	31.850	26	Emil Caumes	42.586	88	Stéphane Denoual	36.723	13	11	Sylvain Noël	1:51.165	1:51.255	13
14	88	François Lansard	31.853	888	François Lansard	42.704	11	Sylvain Noël	36.782	14	88	Stéphane Denoual	1:51.391	1:51.475	14
15	88	Stéphane Denoual	31.886	88	Stéphane Denoual	42.782	30	Roland Berville	36.782	15	888	François Lansard	1:51.458	1:51.671	15
16	30	Roland Berville	31.949	30	Roland Berville	42.893	888	François Lansard	36.901	16	30	Roland Berville	1:51.624	1:51.678	16
17	44	Franck Leherpeur	33.019	44	Franck Leherpeur	43.791	44	Franck Leherpeur	38.095	17	44	Franck Leherpeur	1:54.905	1:54.923	17
18	69	Florian Latorre	37.794	69	Florian Latorre	50.619	69	Florian Latorre	46.144	18	69	Florian Latorre	2:14.557	2:14.557	18
19	59	Maxence Maurice	1:07.017	59	Maxence Maurice	Transpo	59	Maxence Maurice	Transpo	19	59	Maxence Maurice	Transpo	Transpo	19
20	27	Jean-Baptiste	Transpo	27	Jean-Baptiste	Transpo	27	Jean-Baptiste	Transpo	20	27	Jean-Baptiste	Transpo	Transpo	20
21	91	Christophe Lapierre	Transpo	911	Christophe Lapierre	Transpo	911	Christophe Lapierre	Transpo	21	911	Christophe Lapierre	Transpo	Transpo	21
22	7	Jérôme Boullery	Transpo	7	Jérôme Boullery	Transpo	7	Jérôme Boullery	Transpo	22	7	Jérôme Boullery	Transpo	Transpo	22



Circuito de Barcelona
Porsche Carrera Cup France
Race - 2
Leader Sequence



<u>Nº</u>	<u>Driver</u>	<u>Nat</u>	<u>Team</u>	<u>Class</u>	<u>Start Lap</u>	<u>End Lap</u>	<u>Laps</u>	<u>Total Laps</u>
91	Jaxon Evans	NZL	BWT Lechner Racing	PRO	1	13	13	13



Circuito de Barcelona
 Porsche Carrera Cup France
 Race - 2
 Best 5 Lap Times



Cls	N°	Driver	Nat	Team	Class	Best 1		Best 2		Best 3		Best 4		Best 5	
						Time	Lap	Time	Lap	Time	Lap	Time	Lap	Time	Lap
1	5	Adam Eteki	FRA	CLRT	PRO	1:49.024	12	1:49.266	11	1:49.492	9	1:49.882	8	1:49.909	10
2	91	Jaxon Evans	NZL	BWT Lechner	PRO	1:49.192	11	1:49.244	12	1:49.403	8	1:49.428	9	1:49.460	13
3	1	Ayhancan Güven	TUR	Martinet by AI	PRO	1:49.328	13	1:49.349	11	1:49.425	9	1:49.489	10	1:49.550	12
4	23	Marvin Klein	FRA	Martinet by AI	PRO	1:49.355	9	1:49.465	10	1:49.636	11	1:49.693	12	1:49.951	8
5	85	Hugo Chevalier	FRA	CLRT	PRO	1:49.721	9	1:49.861	8	1:49.902	12	1:50.230	10	1:50.293	11
6	20	Victor Weyrich	FRA	Pierre Martinet	PRO	1:49.765	9	1:49.827	10	1:49.935	12	1:50.066	11	1:50.142	8
7	99	Ugo Gazil	FRA	Pierre Martinet	PRO	1:49.978	9	1:50.208	10	1:50.512	12	1:50.967	13	1:51.114	8
8	87	Richard Wagner	DEU	BWT Lechner	PRO	1:50.089	9	1:50.379	10	1:50.548	12	1:50.716	13	1:51.322	8
9	33	Evan Spenle	FRA	Sébastien Loe	PRO	1:50.197	9	1:50.468	10	1:50.540	13	1:50.841	11	1:51.558	12
10	74	Victor Blugeon	FRA	Pierre Martinet	PRO	1:50.302	10	1:50.310	9	1:50.442	13	1:50.526	12	1:51.080	8
11	55	Nicolas Misslin	FRA	BWT Lechner	PROA	1:50.468	9	1:50.514	10	1:50.680	8	1:51.955	11	1:52.229	7
12	26	Emil Caumes	FRA	CLRT	AM	1:51.181	8	1:51.224	10	1:51.390	11	1:51.524	9	1:51.679	13
13	11	Sylvain Noël	FRA	Racing Techno	PROA	1:51.255	9	1:51.463	10	1:51.685	12	1:51.969	11	1:52.077	13
14	88	Stéphane Denoual	FRA	Martinet by AI	PROA	1:51.475	9	1:51.634	12	1:51.706	13	1:51.712	10	1:51.785	11
15	88	François Lansard	FRA	CLRT	AM	1:51.671	10	1:51.956	8	1:51.988	12	1:52.413	9	1:52.534	11
16	30	Roland Berville	FRA	Pierre Martinet	PROA	1:51.678	13	1:52.335	11	1:52.445	12	1:53.018	10	1:54.595	9
17	44	Franck Leherpeur	FRA	Racing Techno	AM	1:54.923	13	1:55.608	12	1:56.004	8	1:56.058	10	1:56.181	11
18	69	Florian Latorre	FRA	CLRT	PRO	2:14.557	1								
19	7	Jérôme Boullery	FRA	Racing Techno	PROA										
20	27	Jean-Baptiste Simmenauer	FRA	BWT Lechner	PRO										
21	59	Maxence Maurice	FRA	IMSA Performa	AM										
22	91	Christophe Lapierre	FRA	Sébastien Loe	PROA										



Circuit de Barcelona
 Porsche Carrera Cup France
 Race - 2
 Best 5 Top Speeds



Cls	N°	Driver	Nat	Team	Class	Top 1		Top 2		Top 3		Top 4		Top 5		Avg
						Km/h	Lap	Km/h	Lap	Km/h	Lap	Km/h	Lap	Km/h	Lap	
1	99	Ugo Gazil	FRA	Pierre Martinet	PRO	276.9	11	274.8	10	274.1	8	274.1	12	272.7	9	274.5
2	87	Richard Wagner	DEU	BWT Lechner	PRO	274.8	11	274.1	10	273.4	8	273.4	9	269.3	13	273.0
3	5	Adam Eteki	FRA	CLRT	PRO	274.1	10	272.7	9	272.7	12	272.7	13	272.0	8	272.8
4	74	Victor Blugeon	FRA	Pierre Martinet	PRO	274.1	8	273.4	11	272.7	7	272.0	9	272.0	10	272.8
5	85	Hugo Chevalier	FRA	CLRT	PRO	274.1	9	273.4	12	272.7	10	272.0	8	272.0	13	272.8
6	1	Ayhancan Güven	TUR	Martinet by AI	PRO	272.7	11	272.0	10	272.0	12	272.0	13	271.3	7	272.0
7	33	Evan Spenle	FRA	Sébastien Loe	PRO	272.7	8	272.7	9	272.7	10	272.0	12	271.3	11	272.3
8	11	Sylvain Noël	FRA	Racing Techno	PROA	272.0	9	272.0	12	271.3	8	271.3	10	270.6	13	271.4
9	20	Victor Weyrich	FRA	Pierre Martinet	PRO	272.0	11	272.0	12	271.3	8	271.3	9	271.3	13	271.6
10	26	Emil Caumes	FRA	CLRT	AM	272.0	12	271.3	9	271.3	10	271.3	11	270.6	13	271.3
11	23	Marvin Klein	FRA	Martinet by AI	PRO	271.3	9	271.3	11	271.3	12	271.3	13	270.6	8	271.2
12	88	François Lansard	FRA	CLRT	AM	270.6	12	270.0	8	270.0	10	270.0	13	269.3	11	270.0
13	55	Nicolas Misslin	FRA	BWT Lechner	PROA	270.0	8	270.0	9	270.0	10	270.0	11	269.3	12	269.8
14	88	Stéphane Denoual	FRA	Martinet by AI	PROA	270.0	8	270.0	9	267.9	7	267.3	10	267.3	11	268.5
15	44	Franck Leherpeur	FRA	Racing Techno	AM	267.3	7	267.3	8	267.3	9	267.3	10	266.6	11	267.1
16	30	Roland Berville	FRA	Pierre Martinet	PROA	266.6	11	266.6	12	266.0	10	266.0	13	264.7	8	266.0
17	91	Jaxon Evans	NZL	BWT Lechner	PRO	266.6	12	266.6	13	266.0	9	266.0	10	266.0	11	266.2
18	69	Florian Latorre	FRA	CLRT	PRO	230.2	1	87.6	2							158.9
19	27	Jean-Baptiste Simmenauer	FRA	BWT Lechner	PRO	225.4	1									225.4
20	7	Jérôme Boullery	FRA	Racing Techno	PROA	217.3	1									217.3
21	91	Christophe Lapierre	FRA	Sébastien Loe	PROA	216.4	1									216.4
22	59	Maxence Maurice	FRA	IMSA Performa	AM	213.8	1									213.8



Circuito de Barcelona
Porsche Carrera Cup France
Race - 2
Fastest Laps Sequence



Lap	Time of Day	Session Time	Nº	Driver	Nat	Team	Class	Time	Km/h
7	11:53:59.297	20:15.297	91	Jaxon Evans	NZL	BWT Lechner Racing	PRO	1:49.689	152.7
8	11:55:48.700	22:04.700	91	Jaxon Evans	NZL	BWT Lechner Racing	PRO	1:49.403	153.1
9	11:57:39.961	23:55.961	23	Marvin Klein	FRA	Martinet by Alméras	PRO	1:49.355	153.2
11	12:01:16.992	27:32.992	91	Jaxon Evans	NZL	BWT Lechner Racing	PRO	1:49.192	153.4
12	12:03:09.457	29:25.457	5	Adam Eteki	FRA	CLRT	PRO	1:49.024	153.7



Circuit de Barcelona
Porsche Carrera Cup France
Race - 2
Event Best Maximum Speed



N°	Driver	Nat	Team	Class	Km/h	Session
991	Ugo Gazil	FRA	Pierre Martinet by Alméras	PRO	276.9	Race - 2
33	Evan Spenle	FRA	Sébastien Loeb Racing	PRO	276.2	Race - 1
85	Hugo Chevalier	FRA	CLRT	PRO	274.8	Race - 1
87	Richard Wagner	DEU	BWT Lechner Racing	PRO	274.8	Race - 2
1	Ayhancan Güven	TUR	Martinet by Alméras	PRO	274.1	Free Practice - 2
23	Marvin Klein	FRA	Martinet by Alméras	PRO	274.1	Free Practice - 2
20	Victor Weyrich	FRA	Pierre Martinet by Alméras	PRO	274.1	Race - 1
74	Victor Blugeon	FRA	Pierre Martinet by Alméras	PRO	274.1	Race - 2
5	Adam Eteki	FRA	CLRT	PRO	274.1	Race - 2
911	Christophe Lapierre	FRA	Sébastien Loeb Racing	PROAM	273.4	Race - 1
7	Jérôme Boullery	FRA	Racing Technology	PROAM	273.4	Race - 1
27	Jean-Baptiste Simmenauer	FRA	BWT Lechner Racing	PRO	272.7	Free Practice - 2
91	Jaxon Evans	NZL	BWT Lechner Racing	PRO	272.7	Free Practice - 2
11	Sylvain Noël	FRA	Racing Technology	PROAM	272.7	Race - 1
888	François Lansard	FRA	CLRT	AM	272.7	Race - 1
59	Maxence Maurice	FRA	IMSA Performance	AM	272.0	Free Practice - 2
55	Nicolas Misslin	FRA	BWT Lechner Racing	PROAM	272.0	Qualifying
44	Franck Leherpeur	FRA	Racing Technology	AM	272.0	Qualifying
26	Emil Caumes	FRA	CLRT	AM	272.0	Race - 1
69	Florian Latorre	FRA	CLRT	PRO	272.0	Race - 1
4	Mathieu Blaise	FRA	Racing Technology	AM	270.6	Free Practice - 2
88	Stéphane Denoual	FRA	Martinet by Alméras	PROAM	270.0	Free Practice - 1
30	Roland Berville	FRA	Pierre Martinet by Alméras	PROAM	269.3	Qualifying

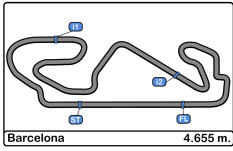


Circuit de Barcelona
Porsche Carrera Cup France
Race - 2
Lap Chart



LAP

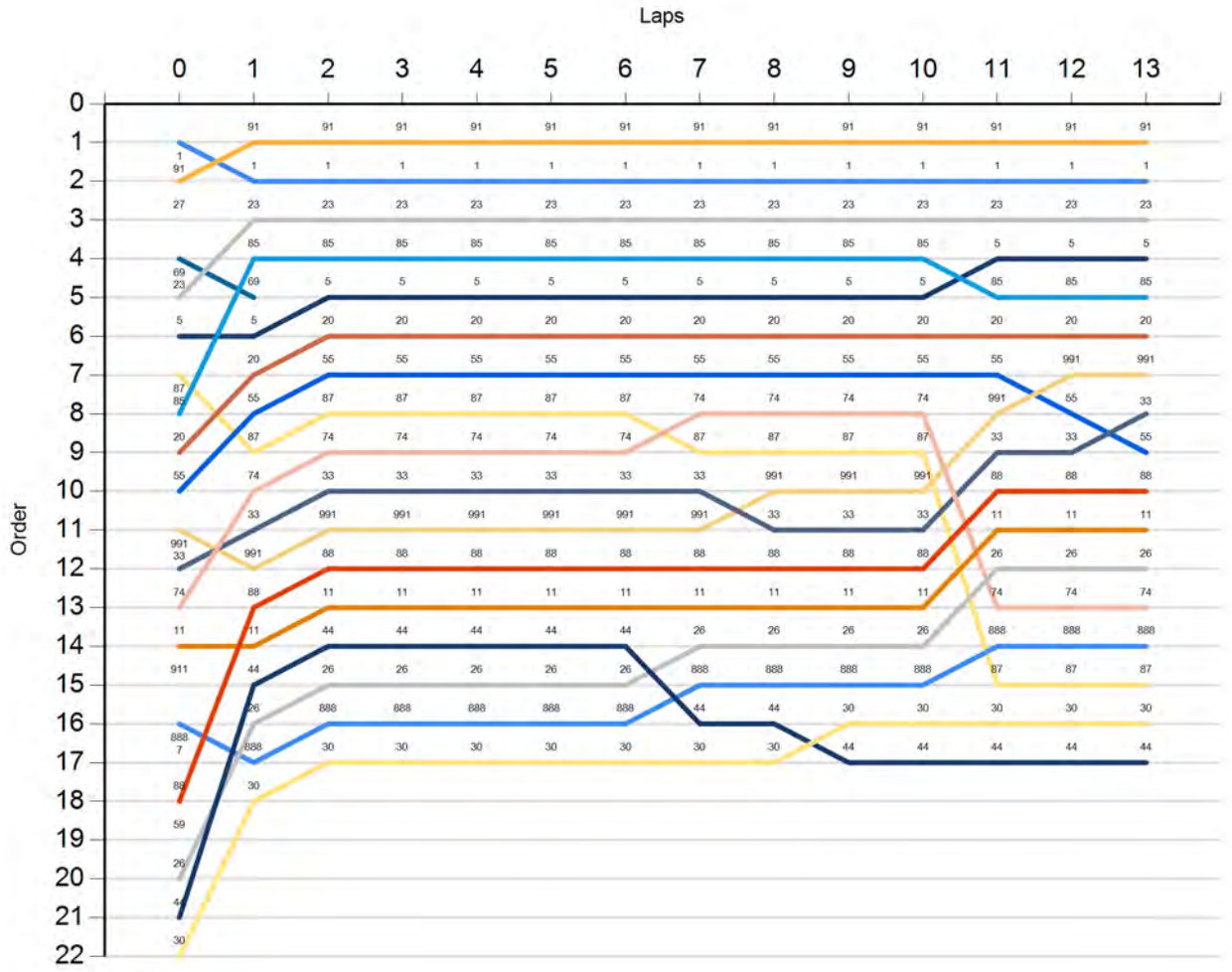
Nr	Pos	Grid	1	2	3	4	5	6	7	8	9	10	11	12	13
1	1	1	91	91	91	91	91	91	91	91	91	91	91	91	91
91	2	91	1	1	1	1	1	1	1	1	1	1	1	1	1
27	3	27	23	23	23	23	23	23	23	23	23	23	23	23	23
69	4	69	85	85	85	85	85	85	85	85	85	85	5	5	5
23	5	23	69	5	5	5	5	5	5	5	5	5	85	85	85
5	6	5	5	20	20	20	20	20	20	20	20	20	20	20	20
87	7	87	20	55	55	55	55	55	55	55	55	55	55	991	991
85	8	85	55	87	87	87	87	87	74	74	74	74	991	55	33
20	9	20	87	74	74	74	74	74	87	87	87	87	33	33	55
55	10	55	74	33	33	33	33	33	33	991	991	991	88	88	88
991	11	991	33	991	991	991	991	991	991	33	33	33	11	11	11
33	12	33	991	88	88	88	88	88	88	88	88	88	26	26	26
74	13	74	88	11	11	11	11	11	11	11	11	11	74	74	74
11	14	11	11	44	44	44	44	44	26	26	26	26	888	888	888
911	15	911	44	26	26	26	26	26	888	888	888	888	87	87	87
888	16	888	26	888	888	888	888	888	44	44	30	30	30	30	30
7	17	7	888	30	30	30	30	30	30	30	44	44	44	44	44
88	18	88	30												
59	19	59													
26	20	26													
44	21	44													
30	22	30													

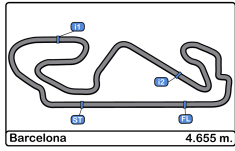


Circuit de Barcelona
 Porsche Carrera Cup France
 Race - 2
 Graphic Lap Chart



- 1
- 91
- 27
- 69
- 23
- 5
- 87
- 85
- 20
- 55
- 991
- 33
- 74
- 11
- 911
- 888
- 7
- 88
- 59
- 26
- 44
- 30

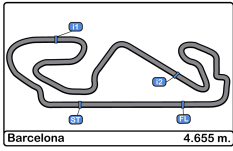




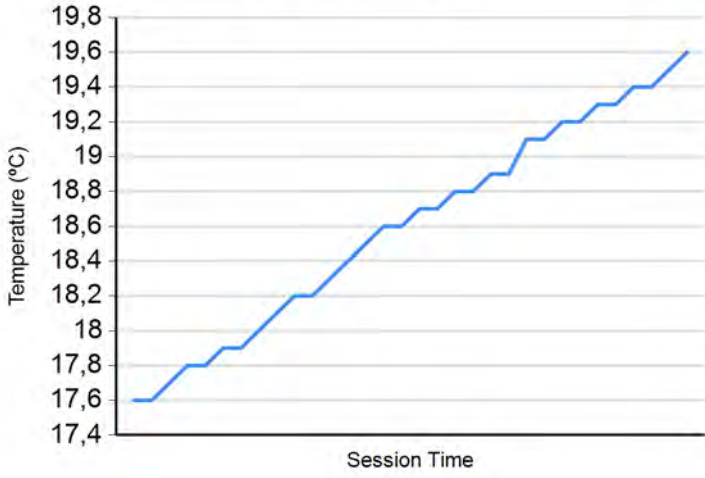
Circuit de Barcelona
Porsche Carrera Cup France
Race - 2
Pit Stop Analysis



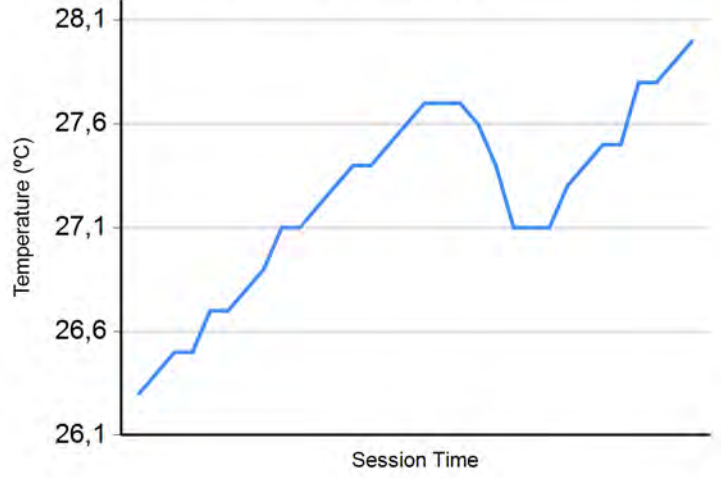
N°	In Day Time	Driver	Nat	Team	Class	In Time	Stop N°	Pit Time	Handicap	Penalty
----	-------------	--------	-----	------	-------	---------	---------	----------	----------	---------



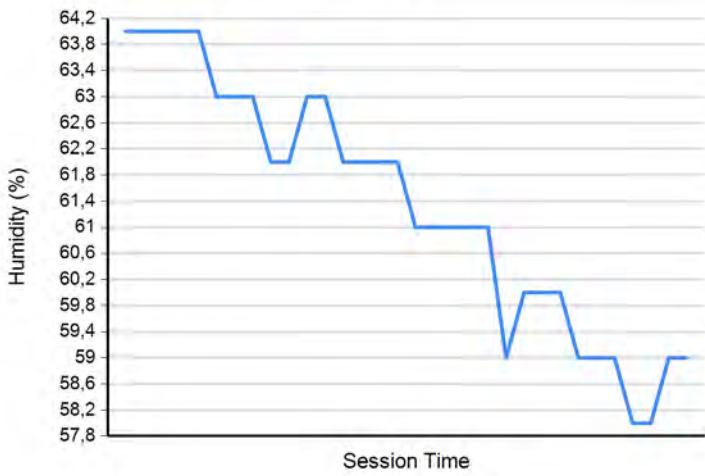
Air Temperature



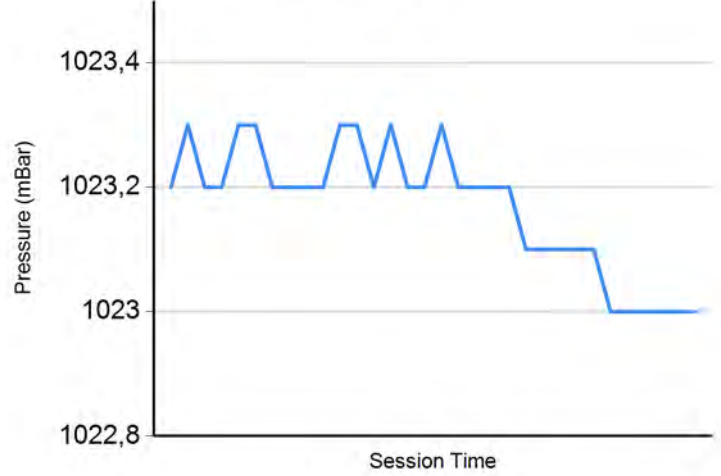
Track Temperature



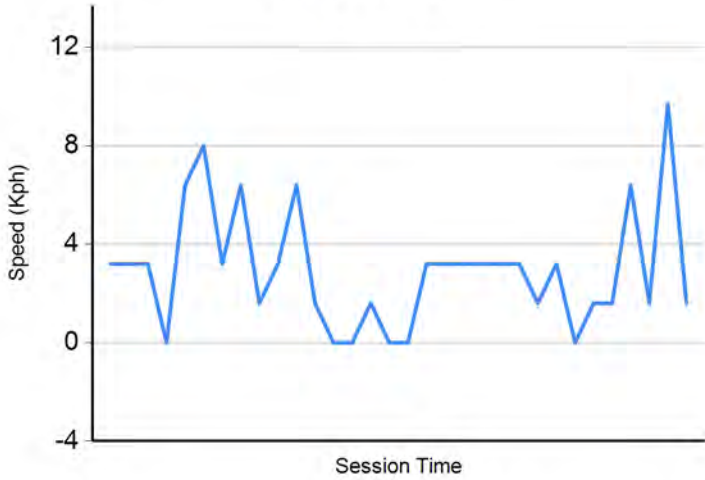
Humidity



Pressure

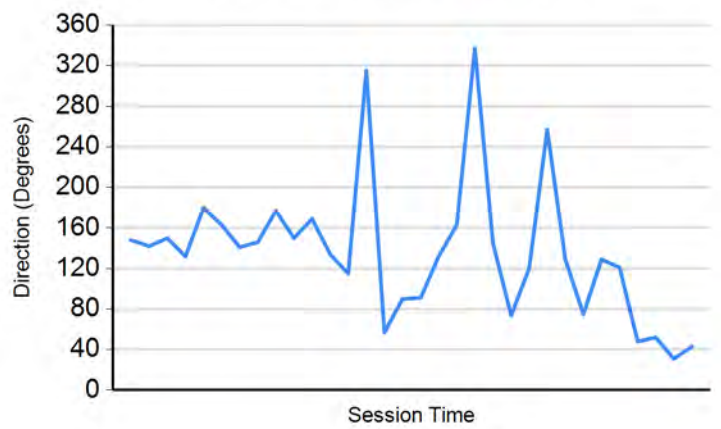


Wind Speed



Wind direction

North = 0°/360° Est = 90° South = 180° West = 270°





Circuito de Barcelona
Porsche Carrera Cup France
Race - 2
Final Results



Cls	N°	Driver	Nat	Team	Class	Cls	Laps	Total Time	Gap	Interval	Km/h	Best	Time	Km/h
1	91	Jaxon Evans	NZL	BWT Lechner Racing	PRO	1	13	31:11.529			116.4	11	1:49.192	153.4
2	1	Ayhancan Güven	TUR	Martinet by Alméras	PRO	2	13	31:12.461	0.932	0.932	116.3	13	1:49.328	153.2
3	23	Marvin Klein	FRA	Martinet by Alméras	PRO	3	13	31:15.564	4.035	3.103	116.1	9	1:49.355	153.2
4	5	Adam Eteki	FRA	CLRT	PRO	4	13	31:15.927	4.398	0.363	116.1	12	1:49.024	153.7
5	85	Hugo Chevalier	FRA	CLRT	PRO	5	13	31:17.437	5.908	1.510	116.0	9	1:49.721	152.7
6	20	Victor Weyrich	FRA	Pierre Martinet by Alméras	PRO	6	13	31:18.659	7.130	1.222	115.9	9	1:49.765	152.6
7	991	Ugo Gazil	FRA	Pierre Martinet by Alméras	PRO	7	13	31:25.696	14.167	7.037	115.5	9	1:49.978	152.3
8	33	Evan Spenle	FRA	Sébastien Loeb Racing	PRO	8	13	31:26.951	15.422	1.255	115.4	9	1:50.197	152.0
9	55	Nicolas Misslin	FRA	BWT Lechner Racing	PROA	1	13	31:28.534	17.005	1.583	115.3	9	1:50.468	151.7
10	88	Stéphane Denoual	FRA	Martinet by Alméras	PROA	2	13	31:32.577	21.048	4.043	115.1	9	1:51.475	150.3
11	11	Sylvain Noël	FRA	Racing Technology	PROA	3	13	31:33.680	22.151	1.103	115.0	9	1:51.255	150.6
12	26	Emil Caumes	FRA	CLRT	AM	1	13	31:34.644	23.115	0.964	114.9	8	1:51.181	150.7
13	74	Victor Blugeon	FRA	Pierre Martinet by Alméras	PRO	9	13	31:35.660	24.131	1.016	114.9	10	1:50.302	151.9
14	888	François Lansard	FRA	CLRT	AM	2	13	31:40.891	29.362	5.231	114.6	10	1:51.671	150.0
15	30	Roland Berville	FRA	Pierre Martinet by Alméras	PROA	4	13	31:50.276	38.747	9.385	114.0	13	1:51.678	150.0
16	44	Franck Leherpeur	FRA	Racing Technology	AM	3	13	32:06.186	54.657	15.910	113.1	13	1:54.923	145.8
17	87	Richard Wagner	DEU	BWT Lechner Racing	PRO	10	13	32:12.412	1:00.883	6.226	112.7	9	1:50.089	152.2
Not classified: (Requirements: 75% of number laps of leader = 10 Laps)														
69	Florian Latorre	FRA	CLRT	PRO	11	1	2:14.557	12 Laps	12 Laps	124.5	1	2:14.557	124.5	
27	Jean-Baptiste Simmenauer	FRA	BWT Lechner Racing	PRO	12									
911	Christophe Lapierre	FRA	Sébastien Loeb Racing	PROA	5									
7	Jérôme Boullery	FRA	Racing Technology	PROA	6									
59	Maxence Maurice	FRA	IMSA Performance	AM	4									

Fastest lap Adam Eteki in 1:49.024 at 153.7 Km/h in lap 12

DRIVE THROUGH CAR 87 FOR CAUSING A COLLISION - CONVERTED IN 30 SECONDS TIME PENALTY ADDED TO RACE TIME

Published at:.....

Track Temp: **28.0 °C** Air Temp: **19.6 °C** Humidity: **59 %** Track Status: **DRY**

Stewards:

Race Director:

Timekeeper: