



Real Federación Española
de Automovilismo



EUROFORMULA OPEN

Round 7

Barcelona

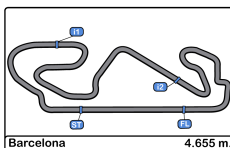
31th October– 1st November 2020

Results booklet



Provided by Cronococa S.L.
www.cronococa.com





Circuito de Barcelona
Euroformula Open
Private test - 1
Provisional Results



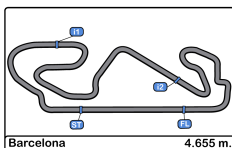
Clas	Nº	Entrant	Nat	Driver	Nat	Cat	Clas	Chassis - Engine	Team	Laps	Best	Time	Gap	Interval	Km/h
1	16	Van Amersfoort Racing	NLD	Andreas Estner	DEU			Dallara F320 HWA	Van Amersfoort Racing	28	27	1:35.722			175.0
2	20	Cryptotower Racing Team	JPN	Yifei Ye	CHN			Dallara F320 Spiess	Cryptotower Racing Team	30	27	1:36.021	0.299	0.299	174.5
3	69	Cryptotower Racing Team	JPN	Lukas Dunner	AUT			Dallara F320 Spiess	Cryptotower Racing Team	33	31	1:36.247	0.525	0.226	174.1
4	28	Team Motopark	DEU	Cameron Das	USA			Dallara F320 Spiess	Team Motopark	34	31	1:36.509	0.787	0.262	173.6
5	26	Double R	GBR	Louis Foster	GBR			Dallara F320 HWA	Double R	36	33	1:36.571	0.849	0.062	173.5
6	31	Carlin	GBR	Zane Maloney	BRB	R	1	Dallara F320 Spiess	Carlin	34	28	1:36.702	0.980	0.131	173.2
7	12	DRIVEX	ESP	Glenn Van Berlo	NLD	R	2	Dallara F320 HWA	DRIVEX	34	33	1:36.782	1.060	0.080	173.1
8	4	Team Motopark	DEU	Niklas Krütten	DEU	R	3	Dallara F320 Spiess	Team Motopark	33	30	1:36.916	1.194	0.134	172.9
9	33	Team Motopark	DEU	Manuel Maldonado	VEN			Dallara F320 Spiess	Team Motopark	35	33	1:37.053	1.331	0.137	172.6
10	6	Carlin	GBR	Ido Cohen	ISR			Dallara F320 Spiess	Carlin	31	27	1:37.166	1.444	0.113	172.4
11	25	Van Amersfoort Racing	NLD	Alexandre Bardinon	FRA			Dallara F320 HWA	Van Amersfoort Racing	37	36	1:37.236	1.514	0.070	172.3
12	15	Van Amersfoort Racing	NLD	Sebastian Estner	DEU	R	4	Dallara F320 HWA	Van Amersfoort Racing	31	28	1:37.320	1.598	0.084	172.1
13	34	DRIVEX	ESP	Rafael Villagomez	MEX	R	5	Dallara F320 HWA	DRIVEX	26	24	1:37.431	1.709	0.111	171.9
14	99	Cryptotower Racing Team	JPN	Rui Andrade	AGO			Dallara F320 Spiess	Cryptotower Racing Team	33	32	1:37.606	1.884	0.175	171.6
15	8	Double R	GBR	Matthias Lüthen	DEU	R	6	Dallara F320 HWA	Double R	34	30	1:39.138	3.416	1.532	169.0

Published at:.....

Track Temp: 19.6 °C Air Temp: 15.0 °C Humidity: 77 % Track Status: DRY

Stewards:	Race Director:	Timekeeper:
------------------	-----------------------	--------------------





Circuito de Barcelona
Euroformula Open
Private test - 1
Provisional Results by Class



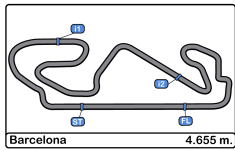
Clas	Nº	Entrant	Nat	Driver	Nat	Cat	Clas	Chassis - Engine	Team	Laps	Best	Time	Gap	Interval	Km/h
1	16	Van Amersfoort	NLD	Andreas Estner	DEU			Dallara F320 HWA	Van Amersfoort	28	27	1:35.722			175.0
2	20	Cryptotower Racing	JPN	Yifei Ye	CHN			Dallara F320 Spiess	Cryptotower Racing	30	27	1:36.021	0.299	0.299	174.5
3	69	Cryptotower Racing	JPN	Lukas Dunner	AUT			Dallara F320 Spiess	Cryptotower Racing	33	31	1:36.247	0.525	0.226	174.1
4	28	Team Motopark	DEU	Cameron Das	USA			Dallara F320 Spiess	Team Motopark	34	31	1:36.509	0.787	0.262	173.6
5	26	Double R	GBR	Louis Foster	GBR			Dallara F320 HWA	Double R	36	33	1:36.571	0.849	0.062	173.5
6	33	Team Motopark	DEU	Manuel Maldonado	VEN			Dallara F320 Spiess	Team Motopark	35	33	1:37.053	1.331	0.482	172.6
7	6	Carlin	GBR	Ido Cohen	ISR			Dallara F320 Spiess	Carlin	31	27	1:37.166	1.444	0.113	172.4
8	25	Van Amersfoort	NLD	Alexandre Bardinon	FRA			Dallara F320 HWA	Van Amersfoort	37	36	1:37.236	1.514	0.070	172.3
9	99	Cryptotower Racing	JPN	Rui Andrade	AGO			Dallara F320 Spiess	Cryptotower Racing	33	32	1:37.606	1.884	0.370	171.6
Rookie															
1	31	Carlin	GBR	Zane Maloney	BRB	R	1	Dallara F320 Spiess	Carlin	34	28	1:36.702			173.2
2	12	DRIVEX	ESP	Glenn Van Berlo	NLD	R	2	Dallara F320 HWA	DRIVEX	34	33	1:36.782	0.080	0.080	173.1
3	4	Team Motopark	DEU	Niklas Krütten	DEU	R	3	Dallara F320 Spiess	Team Motopark	33	30	1:36.916	0.214	0.134	172.9
4	15	Van Amersfoort	NLD	Sebastian Estner	DEU	R	4	Dallara F320 HWA	Van Amersfoort	31	28	1:37.320	0.618	0.404	172.1
5	34	DRIVEX	ESP	Rafael Villagomez	MEX	R	5	Dallara F320 HWA	DRIVEX	26	24	1:37.431	0.729	0.111	171.9
6	8	Double R	GBR	Matthias Lüthen	DEU	R	6	Dallara F320 HWA	Double R	34	30	1:39.138	2.436	1.707	169.0

Published at:.....

Track Temp: 19.6 °C Air Temp: 15.0 °C Humidity: 77 % Track Status: DRY

Stewards:	Race Director:	Timekeeper:
------------------	-----------------------	--------------------





Circuit de Barcelona
Euroformula Open
Private test - 1
Lap Analysis



4

Niklas Krütten

Dallara F320 Spiess 6

Ido Cohen

Dallara F320 Spiess

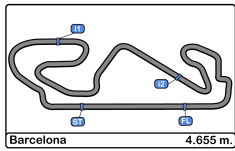
R

Team Motopark

Carlin

Lap	D	Time	Sector 1	Sector 2	Sector 3	T. Spd	Elapsed	Lap	D	Time	Sector 1	Sector 2	Sector 3	T. Spd	Elapsed
1		9:02:26.842 P	9:00:54.626	46.359	45.857	161.6	9:02:26.842	1		9:02:09.750	9:00:45.778	45.764	38.208	168.7	9:02:09.750
2		3:42.784	2:27.940	40.448	34.396	159.2	9:06:09.626	2		1:50.621	32.974	41.832	35.815	224.0	9:04:00.371
3		1:43.643	30.943	38.847	33.853	219.0	9:07:53.269	3		1:41.433	29.815	38.190	33.428	232.7	9:05:41.804
4		1:40.449	29.666	37.701	33.082	229.7	9:09:33.718	4		1:40.722	29.543	37.791	33.388	235.2	9:07:22.526
5		1:46.458	31.305	41.332	33.821	230.2	9:11:20.176	5		1:39.680	29.153	37.409	33.118	235.2	9:09:02.206
6		1:39.680	29.580	37.371	32.729	230.2	9:12:59.856	6		1:39.229	29.119	37.301	32.809	236.3	9:10:41.435
7		1:39.114	29.449	37.113	32.552	230.7	9:14:38.970	7		1:39.429	29.115	37.303	33.011	236.8	9:12:20.864
8		1:45.011	29.309	40.376	35.326	232.2	9:16:23.981	8		1:39.084	29.009	37.175	32.900	235.8	9:13:59.948
9		1:38.699	29.274	37.040	32.385	231.7	9:18:02.680	9		1:38.849	28.826	37.135	32.888	237.8	9:15:38.797
10		1:38.733	29.099	37.103	32.531	233.7	9:19:41.413	10		1:57.637 P	31.416	41.233	44.988	237.3	9:17:36.434
11		1:46.639 P	29.413	37.373	39.853	233.2	9:21:28.052	11		10:17.264	9:00.920	40.581	35.763	179.4	9:27:53.698
12		10:12.730	8:51.346	39.907	41.477	178.2	9:31:40.782	12		1:39.490	29.280	37.436	32.774	234.7	9:29:33.188
13		1:43.739	30.611	38.221	34.907	224.0	9:33:24.521	13		1:38.648	28.925	36.955	32.768	234.2	9:31:11.836
14		1:39.173	29.458	37.033	32.682	229.7	9:35:03.694	14		1:38.914	28.890	37.044	32.980	235.8	9:32:50.750
15		1:40.846	29.186	36.856	34.804	232.2	9:36:44.540	15		1:38.748	28.901	36.891	32.956	237.8	9:34:29.498
16		1:48.280	32.510	42.079	33.691	229.7	9:38:32.820	16		1:57.885 P	29.022	42.779	46.084	235.2	9:36:27.383
17		1:46.839	29.306	41.856	35.677	231.2	9:40:19.659	17		20:36.660	19:11.171	47.968	37.521	132.6	9:57:04.043
18		1:45.471 P	29.239	36.911	39.321	231.2	9:42:05.130	18		1:52.055	33.116	40.390	38.549	222.6	9:58:56.098
19		10:36.453	9:21.174	41.229	34.050	175.6	9:52:41.583	19		1:38.321	29.032	36.697	32.592	234.7	10:00:34.419
20		1:41.479	30.210	38.495	32.774	223.1	9:54:23.062	20		1:37.797	28.734	36.736	32.327	235.2	10:02:12.216
21		1:37.653	29.108	36.582	31.963	232.2	9:56:00.715	21		1:52.386	33.616	43.244	35.526	235.8	10:04:04.602
22		1:37.751	29.072	36.585	32.094	232.7	9:57:38.466	22		1:37.879	28.804	36.630	32.445	234.2	10:05:42.481
23		1:37.590	28.954	36.620	32.016	233.2	9:59:16.056	23		1:58.458 P	31.844	44.256	42.358	236.3	10:07:40.939
24		1:44.606 P	29.209	36.991	38.406	233.2	10:01:00.662	24		7:14.660	5:53.934	43.064	37.662	155.6	10:14:55.599
25		12:38.637	11:27.030	38.750	32.857	157.4	10:13:39.299	25		1:46.160	31.385	39.455	35.320	226.4	10:16:41.759
26		1:38.138	29.240	36.860	32.038	231.7	10:15:17.437	26		1:46.441	33.074	39.030	34.337	236.3	10:18:28.200
27		1:45.630 P	29.035	38.156	38.439	234.7	10:17:03.067	27		1:37.166	28.850	36.362	31.954	235.8	10:20:05.366
28		6:12.461	4:53.226	44.404	34.831	168.4	10:23:15.528	28		1:37.182	28.730	36.367	32.085	237.3	10:21:42.548
29		1:39.407	29.844	37.415	32.148	226.4	10:24:54.935	29		1:51.785	31.935	42.228	37.622	240.0	10:23:34.333
30		1:36.916	28.866	36.432	31.618	234.7	10:26:31.851	30		1:37.448	28.651	36.590	32.207	238.4	10:25:11.781
31		1:40.906	28.888	36.389	35.629	234.7	10:28:12.757	31		1:56.986 P	32.367	42.477	42.142	238.9	10:27:08.767
32		1:36.919	28.814	36.391	31.714	235.2	10:29:49.676								
33		1:45.363 P	28.763	37.421	39.179	235.8	10:31:35.039								





Circuit de Barcelona
Euroformula Open
Private test - 1
Lap Analysis



8

Matthias Lüthen

Dallara F320 HWA

12

Glenn Van Berlo

Dallara F320 HWA

R

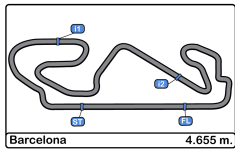
Double R

R

DRIVEX

Lap	D	Time	Sector 1	Sector 2	Sector 3	T. Spd	Elapsed	Lap	D	Time	Sector 1	Sector 2	Sector 3	T. Spd	Elapsed
1		9:02:28.680	9:01:04.327	46.647	37.706	160.2	9:02:28.680	1		9:02:23.859	9:01:03.484	42.331	38.044	174.1	9:02:23.859
2		1:49.258	32.578	41.690	34.990	219.0	9:04:17.938	2		1:43.104	30.963	38.930	33.211	231.7	9:04:06.963
3		1:45.404	30.745	40.152	34.507	234.2	9:06:03.342	3		1:40.929	29.911	37.982	33.036	235.2	9:05:47.892
4		1:44.356	30.384	39.625	34.347	234.7	9:07:47.698	4		1:43.838	29.849	38.299	35.690	238.9	9:07:31.730
5		1:57.786 P	30.606	40.034	47.146	235.2	9:09:45.484	5		1:40.310	29.539	37.966	32.805	235.8	9:09:12.040
6		6:20.502	4:52.494	50.112	37.896	135.6	9:16:05.986	6		1:39.530	29.220	37.619	32.691	236.8	9:10:51.570
7		1:47.906	32.456	41.422	34.028	221.3	9:17:53.892	7		1:38.833	29.038	37.343	32.452	238.4	9:12:30.403
8		1:42.167	29.858	39.037	33.272	235.2	9:19:36.059	8		1:44.445	32.861	39.099	32.485	214.2	9:14:14.848
9		1:41.019	29.457	38.329	33.233	235.8	9:21:17.078	9		1:38.915	29.131	37.198	32.586	236.8	9:15:53.763
10		1:40.581	29.370	38.259	32.952	236.3	9:22:57.659	10		1:45.214 P	28.986	37.085	39.143	237.3	9:17:38.977
11		1:40.016	29.143	37.890	32.983	235.8	9:24:37.675	11		9:18.961	8:00.728	42.452	35.781	152.5	9:26:57.938
12		1:40.593	29.279	38.223	33.091	235.2	9:26:18.268	12		1:41.035	30.108	38.679	32.248	235.2	9:28:38.973
13		1:40.139	29.297	37.903	32.939	235.8	9:27:58.407	13		1:37.217	29.018	36.464	31.735	235.8	9:30:16.190
14		1:48.853	29.301	43.673	35.879	236.8	9:29:47.260	14		1:37.186	28.846	36.508	31.832	236.3	9:31:53.376
15		1:40.635	29.380	38.232	33.023	235.2	9:31:27.895	15		1:37.339	28.728	36.631	31.980	238.4	9:33:30.715
16		1:48.193 P	29.397	37.986	40.810	235.2	9:33:16.088	16		1:51.261	34.559	38.862	37.840	194.9	9:35:21.976
17		9:35.306	8:18.350	41.617	35.339	145.1	9:42:51.394	17		1:37.399	28.812	36.544	32.043	236.8	9:36:59.375
18		1:43.632	29.498	40.527	33.607	233.7	9:44:35.026	18		1:38.133	28.851	37.071	32.211	237.8	9:38:37.508
19		1:42.271	29.462	39.603	33.206	234.7	9:46:17.297	19		1:37.821	28.690	36.829	32.302	237.8	9:40:15.329
20		1:40.736	29.219	38.111	33.406	234.7	9:47:58.033	20		1:57.008 P	28.825	36.874	51.309	236.3	9:42:12.337
21		1:40.876	29.627	38.075	33.174	226.8	9:49:38.909	21		20:29.670	19:16.115	40.531	33.024	178.2	10:02:42.007
22		1:40.946	29.234	38.280	33.432	236.8	9:51:19.855	22		1:38.285	29.156	36.984	32.145	235.2	10:04:20.292
23		1:46.947	29.661	43.875	33.411	236.8	9:53:06.802	23		1:37.666	28.903	36.760	32.003	237.3	10:05:57.958
24		1:52.098 P	29.211	38.121	44.766	237.3	9:54:58.900	24		1:37.410	28.687	36.771	31.952	237.3	10:07:35.368
25		22:47.164	21:20.496	45.686	40.982	129.9	10:17:46.064	25		1:41.410	28.660	38.630	34.120	237.8	10:09:16.778
26		1:54.381	32.841	44.243	37.297	223.1	10:19:40.445	26		1:42.902 P	29.162	37.041	36.699	237.3	10:10:59.680
27		1:43.713	32.127	38.434	33.152	211.3	10:21:24.158	27		4:57.181	3:38.737	41.479	36.965	156.9	10:15:56.861
28		1:39.570	29.302	37.784	32.484	234.2	10:23:03.728	28		1:42.953	29.732	40.968	32.253	234.2	10:17:39.814
29		1:39.223	29.170	37.655	32.398	235.8	10:24:42.951	29		1:36.851	28.777	36.323	31.751	236.3	10:19:16.665
30		1:39.138	29.099	37.431	32.608	236.3	10:26:22.089	30		1:36.898	28.792	36.440	31.666	237.3	10:20:53.563
31		1:40.740	28.953	39.119	32.668	235.8	10:28:02.829	31		1:37.051	28.619	36.534	31.898	238.4	10:22:30.614
32		1:39.366	29.092	37.435	32.839	236.3	10:29:42.195	32		1:59.481	38.562	48.131	32.788	187.1	10:24:30.095
33		1:42.091	29.084	37.305	35.702	235.8	10:31:24.286	33		1:36.782	28.749	36.541	31.492	237.3	10:26:06.877
34		1:52.766 P	29.891	38.139	44.736	234.2	10:33:17.052	34		1:53.469 P	30.642	43.000	39.827	238.4	10:28:00.346





Circuit de Barcelona
Euroformula Open
Private test - 1
Lap Analysis



15

Sebastian Estner

Dallara F320 HWA

16

Andreas Estner

Dallara F320 HWA

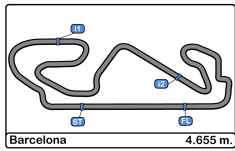
R

Van Amersfoort Racing

Van Amersfoort Racing

Lap	D	Time	Sector 1	Sector 2	Sector 3	T. Spd	Elapsed	Lap	D	Time	Sector 1	Sector 2	Sector 3	T. Spd	Elapsed
1		9:02:15.263	9:00:50.577	47.524	37.162	157.2	9:02:15.263	1		9:02:13.482	9:00:51.163	45.120	37.199	146.7	9:02:13.482
2		1:48.872	32.752	40.720	35.400	193.2	9:04:04.135	2		1:51.913 P	32.907	39.558	39.448	204.5	9:04:05.395
3		1:43.223	30.656	38.822	33.745	231.2	9:05:47.358	3		16:43.223	15:29.540	39.626	34.057	183.3	9:20:48.618
4		1:41.302	30.053	37.840	33.409	232.2	9:07:28.660	4		1:41.991	31.275	37.612	33.104	196.0	9:22:30.609
5		1:41.065	29.513	38.186	33.366	233.7	9:09:09.725	5		1:39.271	29.491	37.097	32.683	228.8	9:24:09.880
6		1:40.123	29.508	37.740	32.875	233.7	9:10:49.848	6		1:38.518	29.191	36.812	32.515	229.7	9:25:48.398
7		1:39.523	29.254	37.323	32.946	234.7	9:12:29.371	7		1:38.603	29.209	36.908	32.486	230.7	9:27:27.001
8		1:39.380	29.255	37.388	32.737	234.2	9:14:08.751	8		1:38.152	29.038	36.730	32.384	231.2	9:29:05.153
9		1:39.354	29.081	37.423	32.850	233.7	9:15:48.105	9		1:37.700	28.947	36.437	32.316	231.7	9:30:42.853
10		1:40.423	29.079	37.939	33.405	235.2	9:17:28.528	10		1:41.784 P	28.945	36.506	36.333	231.7	9:32:24.637
11		1:48.435 P	29.120	37.395	41.920	233.2	9:19:16.963	11		15:32.770	14:17.948	40.705	34.117	171.4	9:47:57.407
12		14:10.074	12:52.501	43.215	34.358	122.5	9:33:27.037	12		1:39.586	29.705	37.362	32.519	227.3	9:49:36.993
13		1:42.361	30.537	37.677	34.147	225.0	9:35:09.398	13		1:38.456	29.117	36.751	32.588	229.7	9:51:15.449
14		1:38.508	29.136	36.907	32.465	234.2	9:36:47.906	14		1:37.432	28.912	36.577	31.943	233.7	9:52:52.881
15		1:38.848	28.901	37.088	32.859	235.2	9:38:26.754	15		1:38.539	29.219	36.667	32.653	232.7	9:54:31.420
16		1:38.388	28.959	36.988	32.441	233.7	9:40:05.142	16		1:37.138	28.881	36.398	31.859	233.2	9:56:08.558
17		1:39.672	29.011	37.152	33.509	233.2	9:41:44.814	17		2:14.176 P	28.759	50.007	55.410	233.7	9:58:22.734
18		1:38.699	29.019	36.987	32.693	233.7	9:43:23.513	18		12:55.659	11:39.768	41.498	34.393	150.2	10:11:18.393
19		2:16.387 P	29.129	41.988	1:05.270	233.2	9:45:39.900	19		1:41.329	30.285	37.303	33.741	217.3	10:12:59.722
20		12:32.072	11:15.015	41.726	35.331	136.8	9:58:11.972	20		1:37.020	29.199	36.224	31.597	234.2	10:14:36.742
21		1:41.375	30.640	37.636	33.099	217.7	9:59:53.347	21		1:36.648	28.828	36.034	31.786	233.2	10:16:13.390
22		1:38.476	29.151	36.959	32.366	235.8	10:01:31.823	22		1:36.606	28.793	36.189	31.624	233.2	10:17:49.996
23		1:38.049	28.870	36.860	32.319	236.3	10:03:09.872	23		1:36.269	28.577	36.203	31.489	235.8	10:19:26.265
24		1:45.575 P	29.645	37.281	38.649	236.8	10:04:55.447	24		1:40.560 P	28.756	36.198	35.606	234.2	10:21:06.825
25		14:55.789	13:40.684	40.561	34.544	127.5	10:19:51.236	25		4:37.368	3:24.963	39.486	32.919	169.0	10:25:44.193
26		1:47.491	30.180	37.507	39.804	232.7	10:21:38.727	26		1:43.165	28.717	36.264	38.184	235.2	10:27:27.358
27		1:42.729	28.886	36.582	37.261	237.3	10:23:21.456	27		1:35.722	28.521	35.798	31.403	235.2	10:29:03.080
28		1:37.320	28.690	36.684	31.946	238.4	10:24:58.776	28		1:43.125 P	29.822	37.879	35.424	241.0	10:30:46.205
29		1:37.734	28.580	36.956	32.198	238.9	10:26:36.510								
30		1:37.969	28.724	37.089	32.156	238.9	10:28:14.479								
31		1:47.872 P	28.696	36.821	42.355	240.0	10:30:02.351								





Circuito de Barcelona
Euroformula Open
Private test - 1
Lap Analysis



20

Yifei Ye

Dallara F320 Spiess

25

Alexandre Bardion

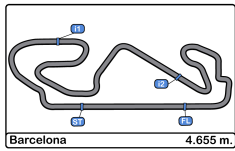
Dallara F320 HWA

Cryptotower Racing Team

Van Amersfoort Racing

Lap	D	Time	Sector 1	Sector 2	Sector 3	T. Spd	Elapsed	Lap	D	Time	Sector 1	Sector 2	Sector 3	T. Spd	Elapsed
1		9:02:29.839 P	9:00:57.920	44.760	47.159	159.7	9:02:29.839	1		9:02:23.012 P	9:00:49.677	46.731	46.604	163.3	9:02:23.012
2		6:23.217	5:10.482	39.185	33.550	176.7	9:08:53.056	2		2:37.242	1:22.767	40.429	34.046	183.9	9:05:00.254
3		1:39.377	29.680	37.251	32.446	229.7	9:10:32.433	3		1:42.545	30.822	38.395	33.328	232.7	9:06:42.799
4		1:39.149	29.251	37.380	32.518	231.2	9:12:11.582	4		1:41.029	29.634	38.145	33.250	234.2	9:08:23.828
5		1:38.814	29.256	37.148	32.410	231.7	9:13:50.396	5		1:41.012	29.573	37.948	33.491	234.7	9:10:04.840
6		1:38.585	29.115	37.092	32.378	233.2	9:15:28.981	6		1:40.163	29.378	37.802	32.983	235.2	9:11:45.003
7		1:38.204	28.939	36.908	32.357	234.2	9:17:07.185	7		1:39.982	29.279	37.713	32.990	235.8	9:13:24.985
8		1:47.021	29.995	40.263	36.763	234.7	9:18:54.206	8		1:39.292	29.206	37.393	32.693	235.2	9:15:04.277
9		1:38.301	29.129	36.931	32.241	232.2	9:20:32.507	9		1:38.962	29.106	37.267	32.589	235.2	9:16:43.239
10		1:38.018	28.959	36.822	32.237	234.2	9:22:10.525	10		1:45.995 P	29.094	37.143	39.758	236.3	9:18:29.234
11		1:37.870	28.977	36.759	32.134	235.2	9:23:48.395	11		6:25.779	5:05.209	44.224	36.346	139.3	9:24:55.013
12		1:37.734	28.895	36.733	32.106	234.2	9:25:26.129	12		1:43.723	31.465	39.357	32.901	216.4	9:26:38.736
13		1:46.469 P	28.996	36.868	40.605	234.7	9:27:12.598	13		1:38.400	29.053	37.009	32.338	236.3	9:28:17.136
14		20:14.087	19:00.195	39.993	33.899	183.6	9:47:26.685	14		1:37.977	28.828	36.761	32.388	236.3	9:29:55.113
15		1:43.468	30.111	38.419	34.938	223.6	9:49:10.153	15		1:38.162	28.747	36.745	32.670	237.3	9:31:33.275
16		1:38.142	29.095	36.919	32.128	229.7	9:50:48.295	16		1:37.809	28.808	36.632	32.369	237.3	9:33:11.084
17		1:37.684	29.040	36.584	32.060	232.2	9:52:25.979	17		1:37.820	29.010	36.661	32.149	236.3	9:34:48.904
18		1:45.954	29.051	40.539	36.364	232.2	9:54:11.933	18		1:48.573 P	30.363	39.317	38.893	236.3	9:36:37.477
19		1:46.949 P	29.006	36.623	41.320	232.2	9:55:58.882	19		14:33.963	13:13.278	44.922	35.763	158.5	9:51:11.440
20		10:50.999	9:39.269	38.059	33.671	185.2	10:06:49.881	20		1:46.155	31.173	41.953	33.029	206.1	9:52:57.595
21		1:38.090	29.069	36.992	32.029	230.7	10:08:27.971	21		1:38.326	29.003	36.961	32.362	236.8	9:54:35.921
22		1:37.928	29.049	36.591	32.288	231.7	10:10:05.899	22		1:37.855	28.781	36.729	32.345	237.3	9:56:13.776
23		1:53.666 P	29.133	41.261	43.272	234.7	10:11:59.565	23		1:38.759	28.792	37.681	32.286	237.3	9:57:52.535
24		9:31.201	8:19.366	38.988	32.847	172.8	10:21:30.766	24		1:37.717	28.816	36.855	32.046	236.8	9:59:30.252
25		1:41.570	29.757	37.637	34.176	225.0	10:23:12.336	25		1:37.515	28.744	36.557	32.214	237.3	10:01:07.767
26		1:36.543	28.779	36.308	31.456	233.2	10:24:48.879	26		1:37.519	28.748	36.488	32.283	237.8	10:02:45.286
27		1:36.021	28.617	36.033	31.371	235.2	10:26:24.900	27		1:48.198 P	28.756	39.252	40.190	238.4	10:04:33.484
28		1:42.442	29.837	39.634	32.971	236.8	10:28:07.342	28		12:29.577	11:00.721	51.324	37.532	111.5	10:17:03.061
29		1:36.182	28.595	36.006	31.581	235.2	10:29:43.524	29		1:48.465	36.225	39.668	32.572	225.4	10:18:51.526
30		1:48.380 P	28.548	36.713	43.119	238.9	10:31:31.904	30		1:40.589	28.900	36.741	34.948	236.8	10:20:32.115
31								31		1:37.359	28.672	36.545	32.142	236.3	10:22:09.474
32								32		1:37.237	28.681	36.541	32.015	237.8	10:23:46.711
33								33		1:52.673	33.274	44.421	34.978	229.7	10:25:39.384
34								34		1:37.430	28.689	36.473	32.268	238.4	10:27:16.814
35								35		1:45.669	31.975	40.660	33.034	241.0	10:29:02.483
36								36		1:37.236	28.677	36.547	32.012	237.8	10:30:39.719
37								37		1:53.998 P	28.664	37.251	48.083	238.4	10:32:33.717





Circuit de Barcelona
Euroformula Open
Private test - 1
Lap Analysis



26

Louis Foster

Dallara F320 HWA

28

Cameron Das

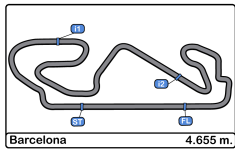
Dallara F320 Spiess

Double R

Team Motopark

Lap	D	Time	Sector 1	Sector 2	Sector 3	T. Spd	Elapsed	Lap	D	Time	Sector 1	Sector 2	Sector 3	T. Spd	Elapsed
1		9:02:20.111	9:00:53.729	47.935	38.447	173.6	9:02:20.111	1		9:02:32.201	P 9:01:00.284	44.278	47.639	171.1	9:02:32.201
2		2:00.421	P 33.650	43.231	43.540	229.7	9:04:20.532	2		5:01.815	3:41.861	43.301	36.653	180.9	9:07:34.016
3		3:37.292	2:21.782	40.960	34.550	187.8	9:07:57.824	3		1:44.458	30.973	39.639	33.846	227.8	9:09:18.474
4		1:45.000	31.247	39.896	33.857	234.2	9:09:42.824	4		1:40.459	29.739	37.704	33.016	231.2	9:10:58.933
5		1:44.139	30.595	39.793	33.751	235.2	9:11:26.963	5		1:39.652	29.533	37.374	32.745	232.7	9:12:38.585
6		1:42.469	30.123	38.942	33.404	236.3	9:13:09.432	6		1:39.446	29.404	37.402	32.640	233.2	9:14:18.031
7		1:46.886	P 29.835	38.643	38.408	236.3	9:14:56.318	7		1:39.045	29.266	37.192	32.587	236.3	9:15:57.076
8		9:49.202	8:30.869	43.748	34.585	183.3	9:24:45.520	8		1:48.367	30.225	41.896	36.246	235.2	9:17:45.443
9		1:52.531	P 32.994	40.707	38.830	234.7	9:26:38.051	9		1:39.196	29.247	37.322	32.627	233.2	9:19:24.639
10		6:11.336	4:56.459	41.049	33.828	182.4	9:32:49.387	10		1:38.763	29.196	37.108	32.459	235.2	9:21:03.402
11		1:42.160	31.073	38.526	32.561	233.7	9:34:31.547	11		1:38.578	29.045	37.047	32.486	234.7	9:22:41.980
12		1:38.579	29.133	37.260	32.186	237.3	9:36:10.126	12		1:43.116	P 29.032	36.961	37.123	235.2	9:24:25.096
13		1:38.027	28.991	36.976	32.060	235.2	9:37:48.153	13		12:11.036	10:59.603	37.984	33.449	184.6	9:36:36.132
14		1:41.535	28.990	37.108	35.437	236.3	9:39:29.688	14		1:38.726	29.247	37.045	32.434	232.2	9:38:14.858
15		1:38.184	29.129	36.882	32.173	235.2	9:41:07.872	15		1:38.108	29.008	36.829	32.271	233.2	9:39:52.966
16		1:37.812	28.953	36.781	32.078	235.8	9:42:45.684	16		1:54.463	33.434	42.083	38.946	233.2	9:41:47.429
17		1:42.375	P 28.870	37.037	36.468	236.3	9:44:28.059	17		1:38.284	29.160	36.798	32.326	235.2	9:43:25.713
18		6:55.412	5:31.282	39.631	44.499	180.9	9:51:23.471	18		1:45.651	P 28.940	38.665	38.046	235.8	9:45:11.364
19		1:39.942	29.857	37.457	32.628	235.8	9:53:03.413	19		10:01.960	8:42.200	44.833	34.927	177.9	9:55:13.324
20		1:37.462	28.716	36.702	32.044	238.4	9:54:40.875	20		1:44.304	31.843	38.070	34.391	205.7	9:56:57.628
21		1:37.207	28.597	36.638	31.972	238.4	9:56:18.082	21		1:37.723	29.062	36.715	31.946	234.7	9:58:35.351
22		1:37.323	28.639	36.567	32.117	239.4	9:57:55.405	22		1:37.333	28.862	36.553	31.918	236.3	10:00:12.684
23		1:37.428	28.645	36.690	32.093	239.4	9:59:32.833	23		1:37.214	28.723	36.581	31.910	236.3	10:01:49.898
24		1:50.735	33.236	44.107	33.392	213.0	10:01:23.568	24		1:44.402	P 28.746	36.493	39.163	237.3	10:03:34.300
25		1:37.300	28.696	36.668	31.936	237.8	10:03:00.868	25		9:02.880	7:49.985	39.224	33.671	187.1	10:12:37.180
26		1:37.084	28.674	36.497	31.913	238.4	10:04:37.952	26		1:37.766	29.041	36.692	32.033	234.2	10:14:14.946
27		1:43.265	P 28.625	36.615	38.025	237.8	10:06:21.217	27		1:42.811	P 28.971	36.840	37.000	235.2	10:15:57.757
28		7:20.472	5:59.088	46.617	34.767	178.8	10:13:41.689	28		5:46.691	4:27.990	42.112	36.589	176.7	10:21:44.448
29		1:46.056	29.803	38.348	37.905	236.8	10:15:27.745	29		1:45.474	31.579	38.191	35.704	210.9	10:23:29.922
30		1:38.936	28.870	36.515	33.551	237.3	10:17:06.681	30		1:36.659	28.691	36.275	31.693	237.3	10:25:06.581
31		1:36.647	28.618	36.275	31.754	238.9	10:18:43.328	31		1:36.509	28.572	36.281	31.656	237.8	10:26:43.090
32		1:36.657	28.682	36.256	31.719	238.9	10:20:19.985	32		1:47.509	28.598	43.526	35.385	239.4	10:28:30.599
33		1:36.571	28.570	36.198	31.803	238.9	10:21:56.556	33		1:38.016	28.820	36.401	32.795	236.3	10:30:08.615
34		1:41.373	28.597	36.563	36.213	237.8	10:23:37.929	34		1:47.496	P 29.281	37.393	40.822	237.3	10:31:56.111
35		1:58.017	33.980	44.585	39.452	219.0	10:25:35.946								
36		1:48.531	P 28.576	39.933	40.022	237.8	10:27:24.477								





Circuit de Barcelona
Euroformula Open
Private test - 1
Lap Analysis



31

Zane Maloney

Dallara F320 Spiess **33**

Manuel Maldonado

Dallara F320 Spiess

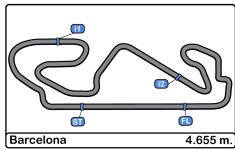
R

Carlin

Team Motopark

Lap	D	Time	Sector 1	Sector 2	Sector 3	T. Spd	Elapsed	Lap	D	Time	Sector 1	Sector 2	Sector 3	T. Spd	Elapsed
1		9:02:05.828	9:00:44.514	45.047	36.267	151.4	9:02:05.828	1		9:02:18.254 P	9:00:50.498	42.532	45.224	160.9	9:02:18.254
2		1:45.866	32.612	39.479	33.775	209.3	9:03:51.694	2		4:31.958	3:14.565	41.104	36.289	184.3	9:06:50.212
3		1:42.164	30.131	38.496	33.537	230.7	9:05:33.858	3		1:48.459	32.537	40.361	35.561	225.4	9:08:38.671
4		1:40.770	29.847	37.972	32.951	230.7	9:07:14.628	4		1:40.444	29.488	37.906	33.050	231.2	9:10:19.115
5		1:40.215	29.567	37.760	32.888	231.7	9:08:54.843	5		1:44.247	29.506	37.632	37.109	235.2	9:12:03.362
6		1:39.739	29.376	37.612	32.751	236.3	9:10:34.582	6		1:38.963	29.617	36.969	32.377	233.7	9:13:42.325
7		1:39.237	29.269	37.371	32.597	237.3	9:12:13.819	7		1:41.830	29.820	37.409	34.601	235.8	9:15:24.155
8		1:38.947	29.125	37.304	32.518	237.8	9:13:52.766	8		1:38.513	28.974	36.984	32.555	235.2	9:17:02.668
9		1:38.922	29.125	37.287	32.510	238.9	9:15:31.688	9		1:38.253	28.907	36.902	32.444	236.3	9:18:40.921
10		1:43.637 P	29.116	37.606	36.915	237.3	9:17:15.325	10		1:44.814	30.488	39.084	35.242	235.2	9:20:25.735
11		6:09.270	4:56.346	38.766	34.158	188.1	9:23:24.595	11		1:38.694	29.206	36.878	32.610	234.2	9:22:04.429
12		1:38.986	29.376	37.198	32.412	233.2	9:25:03.581	12		1:48.051 P	29.194	37.897	40.960	235.8	9:23:52.480
13		1:38.368	29.066	36.995	32.307	237.3	9:26:41.949	13		7:58.774	6:47.637	37.822	33.315	183.9	9:31:51.254
14		1:38.194	28.920	36.844	32.430	237.3	9:28:20.143	14		1:39.058	29.052	37.458	32.548	233.7	9:33:30.312
15		1:38.345	28.876	36.948	32.521	235.8	9:29:58.488	15		1:46.347	30.060	39.387	36.900	235.2	9:35:16.659
16		1:38.352	28.848	36.968	32.536	236.3	9:31:36.840	16		1:39.004	29.168	37.106	32.730	233.7	9:36:55.663
17		1:47.140 P	30.578	38.005	38.557	237.3	9:33:23.980	17		1:38.201	28.981	36.747	32.473	234.2	9:38:33.864
18		23:36.952	22:15.550	44.893	36.509	177.3	9:57:00.932	18		1:44.054 P	29.498	37.264	37.292	237.8	9:40:17.918
19		1:46.060	31.882	39.060	35.118	216.8	9:58:46.992	19		9:47.342	8:25.118	44.523	37.701	171.1	9:50:05.260
20		1:38.154	29.085	36.916	32.153	235.8	10:00:25.146	20		1:46.563	33.718	38.673	34.172	166.6	9:51:51.823
21		1:37.657	28.836	36.764	32.057	235.8	10:02:02.803	21		1:37.706	29.096	36.610	32.000	233.7	9:53:29.529
22		1:37.747	28.841	36.652	32.254	236.8	10:03:40.550	22		1:37.087	28.848	36.466	31.773	234.7	9:55:06.616
23		1:45.325 P	28.811	38.021	38.493	236.3	10:05:25.875	23		1:53.611 P	32.051	40.949	40.611	234.7	9:57:00.227
24		7:31.587	6:13.679	42.342	35.566	159.5	10:12:57.462	24		4:40.511	3:26.691	38.958	34.862	183.6	10:01:40.738
25		1:43.805	32.435	38.315	33.055	213.4	10:14:41.267	25		1:37.570	29.066	36.538	31.966	235.2	10:03:18.308
26		1:37.167	28.773	36.524	31.870	238.4	10:16:18.434	26		2:12.901 P	28.801	1:02.014	42.086	236.3	10:05:31.209
27		1:36.848	28.624	36.381	31.843	237.8	10:17:55.282	27		13:08.816	11:48.349	43.611	36.856	166.9	10:18:40.025
28		1:36.702	28.590	36.385	31.727	238.4	10:19:31.984	28		1:57.239	32.993	40.293	43.953	166.9	10:20:37.264
29		1:36.956	28.605	36.477	31.874	238.4	10:21:08.940	29		1:39.818	29.020	37.861	32.937	234.2	10:22:17.082
30		1:47.213	31.135	40.588	35.490	238.9	10:22:56.153	30		1:37.877	29.253	36.611	32.013	235.2	10:23:54.959
31		1:37.107	28.801	36.335	31.971	236.3	10:24:33.260	31		1:37.260	28.831	36.652	31.777	236.3	10:25:32.219
32		1:36.897	28.625	36.389	31.883	240.0	10:26:10.157	32		1:37.096	28.811	36.497	31.788	236.8	10:27:09.315
33		1:45.172	28.533	41.568	35.071	237.3	10:27:55.329	33		1:37.053	28.709	36.489	31.855	237.3	10:28:46.368
34		1:43.694 P	28.694	36.342	38.658	239.4	10:29:39.023	34		1:37.315	28.706	36.869	31.740	236.3	10:30:23.683
								35		1:47.513 P	28.761	37.399	41.353	237.3	10:32:11.196





Circuit de Barcelona
Euroformula Open
Private test - 1
Lap Analysis



34

Rafael Villagomez

Dallara F320 HWA

69

Lukas Dunner

Dallara F320 Spiess

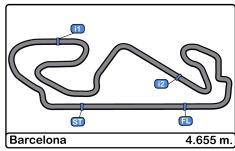
R

DRIVEX

Cryptotower Racing Team

Lap	D	Time	Sector 1	Sector 2	Sector 3	T. Spd	Elapsed	Lap	D	Time	Sector 1	Sector 2	Sector 3	T. Spd	Elapsed
1		9:35:06.081	9:33:40.700	46.814	38.567	156.5	9:35:06.081	1		9:02:31.320	P 9:00:59.568	44.051	47.701	171.9	9:02:31.320
2		1:55.047	33.915	43.693	37.439	232.7	9:37:01.128	2		7:35.198	6:14.948	41.564	38.686	181.5	9:10:06.518
3		1:45.828	29.976	42.028	33.824	235.8	9:38:46.956	3		1:46.528	32.516	39.609	34.403	200.7	9:11:53.046
4		1:41.182	29.756	37.739	33.687	236.3	9:40:28.138	4		1:39.667	29.704	37.314	32.649	232.7	9:13:32.713
5		1:40.163	29.514	37.591	33.058	238.9	9:42:08.301	5		1:39.178	29.389	37.149	32.640	233.7	9:15:11.891
6		1:39.898	29.352	37.516	33.030	237.8	9:43:48.199	6		1:38.632	29.146	36.984	32.502	234.7	9:16:50.523
7		1:39.889	29.308	37.468	33.113	236.8	9:45:28.088	7		1:38.711	29.127	37.057	32.527	234.7	9:18:29.234
8		1:39.780	29.244	37.310	33.226	235.2	9:47:07.868	8		1:50.136	34.572	41.973	33.591	212.5	9:20:19.370
9		1:39.482	29.225	37.316	32.941	237.8	9:48:47.350	9		1:38.753	29.280	37.040	32.433	233.2	9:21:58.123
10		2:00.068	P 32.419	40.711	46.938	240.0	9:50:47.418	10		1:38.243	29.108	36.794	32.341	235.2	9:23:36.366
11		9:49.556	8:23.330	47.075	39.151	164.1	10:00:36.974	11		1:38.634	28.977	37.202	32.455	235.8	9:25:15.000
12		1:57.523	34.268	46.504	36.751	236.8	10:02:34.497	12		1:46.128	P 28.979	37.634	39.515	235.8	9:27:01.128
13		1:39.168	29.273	37.062	32.833	237.3	10:04:13.665	13		12:30.102	11:10.970	39.838	39.294	166.1	9:39:31.230
14		1:38.553	29.034	36.840	32.679	240.5	10:05:52.218	14		1:44.126	32.079	38.876	33.171	216.0	9:41:15.356
15		1:38.368	28.927	36.898	32.543	240.0	10:07:30.586	15		1:38.248	29.095	36.842	32.311	233.2	9:42:53.604
16		1:38.178	28.744	37.043	32.391	239.4	10:09:08.764	16		1:37.734	28.928	36.675	32.131	235.8	9:44:31.338
17		1:41.326	28.993	36.718	35.615	240.5	10:10:50.090	17		1:37.933	28.941	36.791	32.201	234.2	9:46:09.271
18		1:48.321	P 29.271	36.936	42.114	237.8	10:12:38.411	18		1:43.095	P 28.976	36.683	37.436	234.2	9:47:52.366
19		7:01.314	5:30.751	52.443	38.120	135.5	10:19:39.725	19		12:54.926	11:38.900	41.061	34.965	179.7	10:00:47.292
20		2:01.214	35.442	48.408	37.364	211.3	10:21:40.939	20		1:42.000	31.427	37.934	32.639	217.3	10:02:29.292
21		1:43.020	28.857	38.143	36.020	238.9	10:23:23.959	21		1:37.345	28.885	36.521	31.939	235.2	10:04:06.637
22		1:37.522	28.699	36.516	32.307	241.6	10:25:01.481	22		1:42.573	28.735	38.636	35.202	238.4	10:05:49.210
23		1:37.453	28.581	36.470	32.402	241.0	10:26:38.934	23		1:37.206	28.774	36.589	31.843	236.3	10:07:26.416
24		1:37.431	28.567	36.496	32.368	242.1	10:28:16.365	24		1:42.539	P 28.850	36.359	37.330	236.3	10:09:08.955
25		1:49.423	28.412	45.251	35.760	241.6	10:30:05.788	25		6:23.546	5:00.757	41.842	40.947	187.5	10:15:32.501
26		1:49.353	P 29.319	36.683	43.351	242.1	10:31:55.141	26		1:37.275	28.903	36.443	31.929	236.3	10:17:09.776
27								27		1:37.266	28.875	36.469	31.922	237.3	10:18:47.042
28								28		1:47.328	P 29.700	38.558	39.070	238.4	10:20:34.370
29								29		6:03.770	4:44.682	42.149	36.939	180.0	10:26:38.140
30								30		1:45.519	33.794	38.945	32.780	219.5	10:28:23.659
31								31		1:36.247	28.703	36.042	31.502	236.8	10:29:59.906
32								32		1:36.361	28.609	36.240	31.512	236.8	10:31:36.267
33								33		1:43.981	P 28.658	36.059	39.264	237.3	10:33:20.248





Circuit de Barcelona
Euroformula Open
Private test - 1
Lap Analysis



99

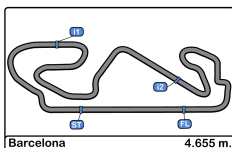
Rui Andrade

Dallara F320 Spiess

Cryptotower Racing Team

Lap	D	Time	Sector 1	Sector 2	Sector 3	T. Spd	Elapsed
1		9:03:02.121 P	9:01:29.158	46.258	46.705	168.2	9:03:02.121
2		5:31.746	4:15.939	41.003	34.804	173.6	9:08:33.867
3		1:44.327	31.099	39.520	33.708	216.8	9:10:18.194
4		1:40.647	29.582	37.832	33.233	231.7	9:11:58.841
5		1:40.492	29.538	37.848	33.106	231.7	9:13:39.333
6		1:40.040	29.366	37.597	33.077	233.2	9:15:19.373
7		1:39.431	29.378	37.392	32.661	233.7	9:16:58.804
8		1:46.018 P	29.182	37.712	39.124	233.7	9:18:44.822
9		3:01.266	1:50.787	37.575	32.904	190.4	9:21:46.088
10		1:39.309	29.454	37.132	32.723	232.2	9:23:25.397
11		1:42.732	29.322	37.424	35.986	236.3	9:25:08.129
12		1:38.862	29.181	37.142	32.539	234.7	9:26:46.991
13		1:45.108 P	29.141	37.140	38.827	234.7	9:28:32.099
14		16:19.285	15:07.344	38.792	33.149	187.8	9:44:51.384
15		1:41.311	30.903	37.598	32.810	230.7	9:46:32.695
16		1:38.990	29.212	37.150	32.628	232.2	9:48:11.685
17		1:38.752	29.149	37.091	32.512	232.7	9:49:50.437
18		1:38.826	29.055	37.089	32.682	234.7	9:51:29.263
19		1:39.006	29.133	37.107	32.766	233.7	9:53:08.269
20		1:38.798	29.085	37.172	32.541	236.8	9:54:47.067
21		1:48.561 P	29.013	36.979	42.569	234.7	9:56:35.628
22		13:28.289	12:13.938	40.604	33.747	176.1	10:10:03.917
23		1:51.768	30.628	43.370	37.770	214.2	10:11:55.685
24		1:38.274	29.256	36.789	32.229	233.2	10:13:33.959
25		1:38.124	29.074	36.760	32.290	232.7	10:15:12.083
26		1:47.252 P	29.031	36.856	41.365	234.2	10:16:59.335
27		2:00.578	50.063	37.513	33.002	174.4	10:18:59.913
28		1:38.415	28.901	36.715	32.799	234.2	10:20:38.328
29		1:45.653 P	28.959	37.239	39.455	238.9	10:22:23.981
30		4:52.112	3:39.505	39.817	32.790	186.8	10:27:16.093
31		1:37.962	28.911	36.864	32.187	235.2	10:28:54.055
32		1:37.606	28.773	36.674	32.159	235.2	10:30:31.661
33		1:46.659 P	28.789	36.655	41.215	235.8	10:32:18.320



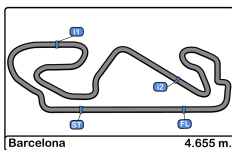


Circuito de Barcelona
Euroformula Open
Private test - 1
Best Sectors Results



Sector - 1				Sector - 2				Sector - 3				Ideal Lap vs Best Lap				
Clas	Nº	Driver	Time	Nº	Driver	Time	Nº	Driver	Time	Clas	Nº	Driver	Ideal Lap	Best Lap	Clas	
1	34	Rafael Villagomez	28.412	16	Andreas Estner	35.798	20	Yifei Ye	31.371	1	16	Andreas Estner	1:35.722	1:35.722	1	
2	16	Andreas Estner	28.521	20	Yifei Ye	36.006	16	Andreas Estner	31.403	2	20	Yifei Ye	1:35.925	1:36.021	2	
3	31	Zane Maloney	28.533	69	Lukas Dunner	36.042	12	Glenn Van Berlo	31.492	3	69	Lukas Dunner	1:36.153	1:36.247	3	
4	20	Yifei Ye	28.548	26	Louis Foster	36.198	69	Lukas Dunner	31.502	4	12	Glenn Van Berlo	1:36.434	1:36.782	7	
5	26	Louis Foster	28.570	28	Cameron Das	36.275	4	Niklas Krütten	31.618	5	26	Louis Foster	1:36.487	1:36.571	5	
6	28	Cameron Das	28.572	12	Glenn Van Berlo	36.323	28	Cameron Das	31.656	6	28	Cameron Das	1:36.503	1:36.509	4	
7	15	Sebastian Estner	28.580	31	Zane Maloney	36.335	26	Louis Foster	31.719	7	31	Zane Maloney	1:36.595	1:36.702	6	
8	69	Lukas Dunner	28.609	6	Ido Cohen	36.362	31	Zane Maloney	31.727	8	4	Niklas Krütten	1:36.770	1:36.916	8	
9	12	Glenn Van Berlo	28.619	4	Niklas Krütten	36.389	33	Manuel Maldonado	31.740	9	33	Manuel Maldonado	1:36.912	1:37.053	9	
10	6	Ido Cohen	28.651	33	Manuel Maldonado	36.466	15	Sebastian Estner	31.946	10	6	Ido Cohen	1:36.967	1:37.166	10	
11	25	Alexandre Bardinon	28.664	34	Rafael Villagomez	36.470	6	Ido Cohen	31.954	11	15	Sebastian Estner	1:37.108	1:37.320	12	
12	33	Manuel Maldonado	28.706	25	Alexandre Bardinon	36.473	25	Alexandre Bardinon	32.012	12	25	Alexandre Bardinon	1:37.149	1:37.236	11	
13	4	Niklas Krütten	28.763	15	Sebastian Estner	36.582	99	Rui Andrade	32.159	13	34	Rafael Villagomez	1:37.189	1:37.431	13	
14	99	Rui Andrade	28.773	99	Rui Andrade	36.655	34	Rafael Villagomez	32.307	14	99	Rui Andrade	1:37.587	1:37.606	14	
15	8	Matthias Lüthen	28.953	8	Matthias Lüthen	37.305	8	Matthias Lüthen	32.398	15	8	Matthias Lüthen	1:38.656	1:39.138	15	



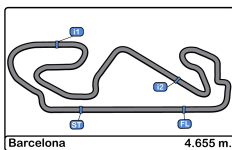


Circuito de Barcelona
Euroformula Open
Private test - 1
Best 5 Lap Times



Cls	Nº	Entrant	Nat	Driver	Nat	Cat	Cls	Chassis - Engine	Team	Best 1		Best 2		Best 3		Best 4		Best 5	
										Time	Lap	Time	Lap	Time	Lap	Time	Lap	Time	Lap
1	16	Van Amersfoort Racing	NLD	Andreas Estner	DEU			Dallara F320 HWA	Van Amersfoort Racing	1:35.722	27	1:36.269	23	1:36.606	22	1:36.648	21	1:37.020	20
2	20	Cryptotower Racing	JPN	Yifei Ye	CHN			Dallara F320 Spiess	Cryptotower Racing	1:36.021	27	1:36.182	29	1:36.543	26	1:37.684	17	1:37.734	12
3	69	Cryptotower Racing	JPN	Lukas Dunner	AUT			Dallara F320 Spiess	Cryptotower Racing	1:36.247	31	1:36.361	32	1:37.206	23	1:37.266	27	1:37.275	26
4	28	Team Motopark	DEU	Cameron Das	USA			Dallara F320 Spiess	Team Motopark	1:36.509	31	1:36.659	30	1:37.214	23	1:37.333	22	1:37.723	21
5	26	Double R	GBR	Louis Foster	GBR			Dallara F320 HWA	Double R	1:36.571	33	1:36.647	31	1:36.657	32	1:37.084	26	1:37.207	21
6	31	Carlin	GBR	Zane Maloney	BRB	R	1	Dallara F320 Spiess	Carlin	1:36.702	28	1:36.848	27	1:36.897	32	1:36.956	29	1:37.107	31
7	12	DRIVEX	ESP	Glenn Van Berlo	NLD	R	2	Dallara F320 HWA	DRIVEX	1:36.782	33	1:36.851	29	1:36.898	30	1:37.051	31	1:37.186	14
8	4	Team Motopark	DEU	Niklas Krütten	DEU	R	3	Dallara F320 Spiess	Team Motopark	1:36.916	30	1:36.919	32	1:37.590	23	1:37.653	21	1:37.751	22
9	33	Team Motopark	DEU	Manuel Maldonado	VEN			Dallara F320 Spiess	Team Motopark	1:37.053	33	1:37.087	22	1:37.096	32	1:37.260	31	1:37.315	34
10	6	Carlin	GBR	Ido Cohen	ISR			Dallara F320 Spiess	Carlin	1:37.166	27	1:37.182	28	1:37.448	30	1:37.797	20	1:37.879	22
11	25	Van Amersfoort Racing	NLD	Alexandre Bardoin	FRA			Dallara F320 HWA	Van Amersfoort Racing	1:37.236	36	1:37.237	32	1:37.359	31	1:37.430	34	1:37.515	25
12	15	Van Amersfoort Racing	NLD	Sebastian Estner	DEU	R	4	Dallara F320 HWA	Van Amersfoort Racing	1:37.320	28	1:37.734	29	1:37.969	30	1:38.049	23	1:38.388	16
13	34	DRIVEX	ESP	Rafael Villagomez	MEX	R	5	Dallara F320 HWA	DRIVEX	1:37.431	24	1:37.453	23	1:37.522	22	1:38.178	16	1:38.368	15
14	99	Cryptotower Racing	JPN	Rui Andrade	AGO			Dallara F320 Spiess	Cryptotower Racing	1:37.606	32	1:37.962	31	1:38.124	25	1:38.274	24	1:38.415	28
15	8	Double R	GBR	Matthias Lüthen	DEU	R	6	Dallara F320 HWA	Double R	1:39.138	30	1:39.223	29	1:39.366	32	1:39.570	28	1:40.016	11



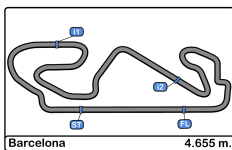


Circuito de Barcelona
Euroformula Open
Private test - 1
Best 5 Top Speeds



Cls	Nº	Entrant	Nat	Driver	Nat	Cat	Cls	Chassis - Engine	Team	Top 1		Top 2		Top 3		Top 4		Top 5		Avg
										Km/h	Lap	Km/h	Lap	Km/h	Lap	Km/h	Lap	Km/h	Lap	
1	34	DRIVEX	ESP	Rafael Villagomez	MEX	R	1	Dallara F320 HWA	DRIVEX	242.1	24	242.1	26	241.6	22	241.6	25	241.0	23	241.7
2	16	Van Amersfoort Racing	NLD	Andreas Estner	DEU			Dallara F320 HWA	Van Amersfoort Racing	241.0	28	235.8	23	235.2	26	235.2	27	234.2	20	236.3
3	25	Van Amersfoort Racing	NLD	Alexandre Bardinon	FRA			Dallara F320 HWA	Van Amersfoort Racing	241.0	35	238.4	27	238.4	34	238.4	37	237.8	26	238.8
4	6	Carlin	GBR	Ido Cohen	ISR			Dallara F320 Spiess	Carlin	240.0	29	238.9	31	238.4	30	237.8	9	237.8	15	238.6
5	15	Van Amersfoort Racing	NLD	Sebastian Estner	DEU	R	2	Dallara F320 HWA	Van Amersfoort Racing	240.0	31	238.9	29	238.9	30	238.4	28	237.3	27	238.7
6	31	Carlin	GBR	Zane Maloney	BRB	R	3	Dallara F320 Spiess	Carlin	240.0	32	239.4	34	238.9	9	238.9	30	238.4	26	239.1
7	26	Double R	GBR	Louis Foster	GBR			Dallara F320 HWA	Double R	239.4	22	239.4	23	238.9	31	238.9	32	238.9	33	239.1
8	28	Team Motopark	DEU	Cameron Das	USA			Dallara F320 Spiess	Team Motopark	239.4	32	237.8	31	237.3	24	237.3	30	237.3	34	237.8
9	12	DRIVEX	ESP	Glenn Van Berlo	NLD	R	4	Dallara F320 HWA	DRIVEX	238.9	4	238.4	7	238.4	15	238.4	31	238.4	34	238.5
10	20	Cryptotower Racing	JPN	Yifei Ye	CHN			Dallara F320 Spiess	Cryptotower Racing	238.9	30	236.8	28	235.2	11	235.2	27	235.2	29	236.3
11	99	Cryptotower Racing	JPN	Rui Andrade	AGO			Dallara F320 Spiess	Cryptotower Racing	238.9	29	236.8	20	236.3	11	235.8	33	235.2	31	236.6
12	69	Cryptotower Racing	JPN	Lukas Dunner	AUT			Dallara F320 Spiess	Cryptotower Racing	238.4	22	238.4	28	237.3	27	237.3	33	236.8	31	237.6
13	33	Team Motopark	DEU	Manuel Maldonado	VEN			Dallara F320 Spiess	Team Motopark	237.8	18	237.3	33	237.3	35	236.8	32	236.3	9	237.1
14	8	Double R	GBR	Matthias Lüthen	DEU	R	5	Dallara F320 HWA	Double R	237.3	24	236.8	14	236.8	22	236.8	23	236.3	10	236.8
15	4	Team Motopark	DEU	Niklas Krütten	DEU	R	6	Dallara F320 Spiess	Team Motopark	235.8	33	235.2	32	234.7	27	234.7	30	234.7	31	235.0



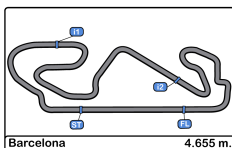


Circuito de Barcelona
Euroformula Open
Private test - 1
Fastest Laps Sequence



Lap	Time of Day	Session Time	Nº	Entrant	Nat	Driver	Nat	Cat	Chassis - Engine	Team	Time	Km/h
2	9:03:51.694	3:51.694	31	Carlin	GBR	Zane Maloney	BRB	R	Dallara F320 Spiess	Carlin	1:45.866	158.2
2	9:04:06.963	4:06.963	12	DRIVEX	ESP	Glenn Van Berlo	NLD	R	Dallara F320 HWA	DRIVEX	1:43.104	162.5
3	9:05:33.858	5:33.858	31	Carlin	GBR	Zane Maloney	BRB	R	Dallara F320 Spiess	Carlin	1:42.164	164.0
3	9:05:41.804	5:41.804	6	Carlin	GBR	Ido Cohen	ISR		Dallara F320 Spiess	Carlin	1:41.433	165.2
3	9:05:47.892	5:47.892	12	DRIVEX	ESP	Glenn Van Berlo	NLD	R	Dallara F320 HWA	DRIVEX	1:40.929	166.0
4	9:07:14.628	7:14.628	31	Carlin	GBR	Zane Maloney	BRB	R	Dallara F320 Spiess	Carlin	1:40.770	166.2
4	9:07:22.526	7:22.526	6	Carlin	GBR	Ido Cohen	ISR		Dallara F320 Spiess	Carlin	1:40.722	166.3
5	9:08:54.843	8:54.843	31	Carlin	GBR	Zane Maloney	BRB	R	Dallara F320 Spiess	Carlin	1:40.215	167.2
5	9:09:02.206	9:02.206	6	Carlin	GBR	Ido Cohen	ISR		Dallara F320 Spiess	Carlin	1:39.680	168.1
3	9:10:32.433	10:32.433	20	Cryptotower Racing Team	JPN	Yifei Ye	CHN		Dallara F320 Spiess	Cryptotower Racing Team	1:39.377	168.6
6	9:10:41.435	10:41.435	6	Carlin	GBR	Ido Cohen	ISR		Dallara F320 Spiess	Carlin	1:39.229	168.8
4	9:12:11.582	12:11.582	20	Cryptotower Racing Team	JPN	Yifei Ye	CHN		Dallara F320 Spiess	Cryptotower Racing Team	1:39.149	169.0
7	9:12:30.403	12:30.403	12	DRIVEX	ESP	Glenn Van Berlo	NLD	R	Dallara F320 HWA	DRIVEX	1:38.833	169.5
5	9:13:50.396	13:50.396	20	Cryptotower Racing Team	JPN	Yifei Ye	CHN		Dallara F320 Spiess	Cryptotower Racing Team	1:38.814	169.5
6	9:15:28.981	15:28.981	20	Cryptotower Racing Team	JPN	Yifei Ye	CHN		Dallara F320 Spiess	Cryptotower Racing Team	1:38.585	169.9
8	9:17:02.668	17:02.668	33	Team Motopark	DEU	Manuel Maldonado	VEN		Dallara F320 Spiess	Team Motopark	1:38.513	170.1
7	9:17:07.185	17:07.185	20	Cryptotower Racing Team	JPN	Yifei Ye	CHN		Dallara F320 Spiess	Cryptotower Racing Team	1:38.204	170.6
10	9:22:10.525	22:10.525	20	Cryptotower Racing Team	JPN	Yifei Ye	CHN		Dallara F320 Spiess	Cryptotower Racing Team	1:38.018	170.9
11	9:23:48.395	23:48.395	20	Cryptotower Racing Team	JPN	Yifei Ye	CHN		Dallara F320 Spiess	Cryptotower Racing Team	1:37.870	171.2
12	9:25:26.129	25:26.129	20	Cryptotower Racing Team	JPN	Yifei Ye	CHN		Dallara F320 Spiess	Cryptotower Racing Team	1:37.734	171.4
13	9:30:16.190	30:16.190	12	DRIVEX	ESP	Glenn Van Berlo	NLD	R	Dallara F320 HWA	DRIVEX	1:37.217	172.3
14	9:31:53.376	31:53.376	12	DRIVEX	ESP	Glenn Van Berlo	NLD	R	Dallara F320 HWA	DRIVEX	1:37.186	172.4
22	9:55:06.616	55:06.616	33	Team Motopark	DEU	Manuel Maldonado	VEN		Dallara F320 Spiess	Team Motopark	1:37.087	172.6
26	10:04:37.952	1:04:37.952	26	Double R	GBR	Louis Foster	GBR		Dallara F320 HWA	Double R	1:37.084	172.6
20	10:14:36.742	1:14:36.742	16	Van Amersfoort Racing	NLD	Andreas Estner	DEU		Dallara F320 HWA	Van Amersfoort Racing	1:37.020	172.7
21	10:16:13.390	1:16:13.390	16	Van Amersfoort Racing	NLD	Andreas Estner	DEU		Dallara F320 HWA	Van Amersfoort Racing	1:36.648	173.3



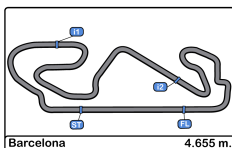


Circuit de Barcelona
Euroformula Open
Private test - 1
Fastest Laps Sequence



Lap	Time of Day	Session Time	Nº	Entrant	Nat	Driver	Nat	Cat	Chassis - Engine	Team	Time	Km/h
22	10:17:49.996	1:17:49.996	16	Van Amersfoort Racing	NLD	Andreas Estner	DEU		Dallara F320 HWA	Van Amersfoort Racing	1:36.606	173.4
23	10:19:26.265	1:19:26.265	16	Van Amersfoort Racing	NLD	Andreas Estner	DEU		Dallara F320 HWA	Van Amersfoort Racing	1:36.269	174.0
27	10:26:24.900	1:26:24.900	20	Cryptotower Racing Team	JPN	Yifei Ye	CHN		Dallara F320 Spiess	Cryptotower Racing Team	1:36.021	174.5
27	10:29:03.080	1:29:03.080	16	Van Amersfoort Racing	NLD	Andreas Estner	DEU		Dallara F320 HWA	Van Amersfoort Racing	1:35.722	175.0



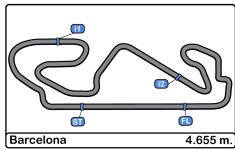


Circuito de Barcelona
Euroformula Open
Private test - 1
Event Best Maximum Speed



Nº	Entrant	Nat	Driver	Nat	Cat	Clas	Chassis - Engine	Team	Km/h	Session
34	DRIVEX	ESP	Rafael Villagomez	MEX	R	1	Dallara F320 HWA	DRIVEX	242.1	Private test - 1
25	Van Amersfoort Racing	NLD	Alexandre Bardinon	FRA			Dallara F320 HWA	Van Amersfoort Racing	241.0	Private test - 1
16	Van Amersfoort Racing	NLD	Andreas Estner	DEU			Dallara F320 HWA	Van Amersfoort Racing	241.0	Private test - 1
6	Carlin	GBR	Ido Cohen	ISR			Dallara F320 Spiess	Carlin	240.0	Private test - 1
31	Carlin	GBR	Zane Maloney	BRB	R	2	Dallara F320 Spiess	Carlin	240.0	Private test - 1
15	Van Amersfoort Racing	NLD	Sebastian Estner	DEU	R	3	Dallara F320 HWA	Van Amersfoort Racing	240.0	Private test - 1
26	Double R	GBR	Louis Foster	GBR			Dallara F320 HWA	Double R	239.4	Private test - 1
28	Team Motopark	DEU	Cameron Das	USA			Dallara F320 Spiess	Team Motopark	239.4	Private test - 1
12	DRIVEX	ESP	Glenn Van Berlo	NLD	R	4	Dallara F320 HWA	DRIVEX	238.9	Private test - 1
99	Cryptotower Racing Team	JPN	Rui Andrade	AGO			Dallara F320 Spiess	Cryptotower Racing Team	238.9	Private test - 1
20	Cryptotower Racing Team	JPN	Yifei Ye	CHN			Dallara F320 Spiess	Cryptotower Racing Team	238.9	Private test - 1
69	Cryptotower Racing Team	JPN	Lukas Dunner	AUT			Dallara F320 Spiess	Cryptotower Racing Team	238.4	Private test - 1
33	Team Motopark	DEU	Manuel Maldonado	VEN			Dallara F320 Spiess	Team Motopark	237.8	Private test - 1
8	Double R	GBR	Matthias Lüthen	DEU	R	5	Dallara F320 HWA	Double R	237.3	Private test - 1
4	Team Motopark	DEU	Niklas Krütten	DEU	R	6	Dallara F320 Spiess	Team Motopark	235.8	Private test - 1





Circuit de Barcelona
Euroformula Open
Private test - 1
Pit Stop Analysis



4 Niklas Krütten R Team Motopark
 Dallara F320 Spiess

Nr.	In Day Time	In Time	Out Time	Pit Time	T. Pit Time	Handicap	Penalty
1	9:02:24.097	9:02:24.097	9:04:22.726	1:58.629	1:58.629		
2	9:21:25.512	9:21:25.512	9:29:46.249	8:20.737	10:19.366		
3	9:42:02.597	9:42:02.597	9:50:53.697	8:51.100	19:10.466		
4	10:00:58.002	10:00:58.002	10:11:56.351	10:58.349	30:08.815		
5	10:17:00.390	10:17:00.390	10:21:19.843	4:19.453	34:28.268		

6 Ido Cohen Carlin
 Dallara F320 Spiess

Nr.	In Day Time	In Time	Out Time	Pit Time	T. Pit Time	Handicap	Penalty
1	9:17:33.909	9:17:33.909	9:26:04.871	8:30.962	8:30.962		
2	9:36:24.912	9:36:24.912	9:54:59.199	18:34.287	27:05.249		
3	10:07:38.416	10:07:38.416	10:12:57.575	5:19.159	32:24.408		

8 Matthias Lüthen R Double R
 Dallara F320 HWA

Nr.	In Day Time	In Time	Out Time	Pit Time	T. Pit Time	Handicap	Penalty
1	9:09:43.019	9:09:43.019	9:13:56.205	4:13.186	4:13.186		
2	9:33:13.561	9:33:13.561	9:41:01.016	7:47.455	12:00.641		
3	9:54:56.395	9:54:56.395	10:15:40.397	20:44.002	32:44.643		

12 Glenn Van Berlo R DRIVEX
 Dallara F320 HWA

Nr.	In Day Time	In Time	Out Time	Pit Time	T. Pit Time	Handicap	Penalty
1	9:17:36.487	9:17:36.487	9:25:02.103	7:25.616	7:25.616		
2	9:42:09.358	9:42:09.358	10:00:54.694	18:45.336	26:10.952		
3	10:10:57.190	10:10:57.190	10:14:03.808	3:06.618	29:17.570		

15 Sebastian Estner R Van Amersfoort Racing
 Dallara F320 HWA

Nr.	In Day Time	In Time	Out Time	Pit Time	T. Pit Time	Handicap	Penalty
1	9:19:14.455	9:19:14.455	9:31:32.035	12:17.580	12:17.580		
2	9:45:37.376	9:45:37.376	9:56:19.547	10:42.171	22:59.751		
3	10:04:53.004	10:04:53.004	10:18:00.177	13:07.173	36:06.924		

16 Andreas Estner Van Amersfoort Racing
 Dallara F320 HWA

Nr.	In Day Time	In Time	Out Time	Pit Time	T. Pit Time	Handicap	Penalty
1	9:04:02.874	9:04:02.874	9:19:03.659	15:00.785	15:00.785		
2	9:32:22.134	9:32:22.134	9:46:09.469	13:47.335	28:48.120		
3	9:58:20.097	9:58:20.097	10:09:25.432	11:05.335	39:53.455		
4	10:21:04.318	10:21:04.318	10:23:58.409	2:54.091	42:47.546		

20 Yifei Ye Cryptotower Racing Team
 Dallara F320 Spiess

Nr.	In Day Time	In Time	Out Time	Pit Time	T. Pit Time	Handicap	Penalty
1	9:02:27.008	9:02:27.008	9:07:09.543	4:42.535	4:42.535		
2	9:27:09.952	9:27:09.952	9:45:42.621	18:32.669	23:15.204		
3	9:55:56.113	9:55:56.113	10:05:08.854	9:12.741	32:27.945		
4	10:11:56.817	10:11:56.817	10:19:46.295	7:49.478	40:17.423		

25 Alexandre Bardinon Van Amersfoort Racing
 Dallara F320 HWA

Nr.	In Day Time	In Time	Out Time	Pit Time	T. Pit Time	Handicap	Penalty
1	9:02:20.579	9:02:20.579	9:03:14.295	53.716	53.716		

2	9:18:26.827	9:18:26.827	9:22:58.061	4:31.234	5:24.950		
3	9:36:35.030	9:36:35.030	9:49:15.047	12:40.017	18:04.967		
4	10:04:31.074	10:04:31.074	10:14:55.104	10:24.030	28:28.997		

26 Louis Foster Double R
 Dallara F320 HWA

Nr.	In Day Time	In Time	Out Time	Pit Time	T. Pit Time	Handicap	Penalty
1	9:04:18.522	9:04:18.522	9:06:08.298	1:49.776	1:49.776		
2	9:14:53.773	9:14:53.773	9:22:51.818	7:58.045	9:47.821		
3	9:26:35.570	9:26:35.570	9:31:01.465	4:25.895	14:13.716		
4	9:44:25.579	9:44:25.579	9:49:26.282	5:00.703	19:14.419		
5	10:06:18.774	10:06:18.774	10:11:46.561	5:27.787	24:42.206		

28 Cameron Das Team Motopark
 Dallara F320 Spiess

Nr.	In Day Time	In Time	Out Time	Pit Time	T. Pit Time	Handicap	Penalty
1	9:02:29.079	9:02:29.079	9:05:42.223	3:13.144	3:13.144		
2	9:24:22.504	9:24:22.504	9:34:55.067	10:32.563	13:45.707		
3	9:45:08.828	9:45:08.828	9:53:20.948	8:12.120	21:57.827		
4	10:03:31.793	10:03:31.793	10:10:54.393	7:22.600	29:20.427		
5	10:15:55.236	10:15:55.236	10:19:50.614	3:55.378	33:15.805		

31 Zane Maloney R Carlin
 Dallara F320 Spiess

Nr.	In Day Time	In Time	Out Time	Pit Time	T. Pit Time	Handicap	Penalty
1	9:17:12.907	9:17:12.907	9:21:42.098	4:29.191	4:29.191		
2	9:33:21.483	9:33:21.483	9:55:06.157	21:44.674	26:13.865		
3	10:05:23.540	10:05:23.540	10:11:05.673	5:42.133	31:55.998		

33 Manuel Maldonado Team Motopark
 Dallara F320 Spiess

Nr.	In Day Time	In Time	Out Time	Pit Time	T. Pit Time	Handicap	Penalty
1	9:02:15.552	9:02:15.552	9:05:01.485	2:45.933	2:45.933		
2	9:23:50.011	9:23:50.011	9:30:09.896	6:19.885	9:05.818		
3	9:40:15.546	9:40:15.546	9:48:06.660	7:51.114	16:56.932		
4	9:56:58.121	9:56:58.121	9:59:56.829	2:58.708	19:55.640		
5	10:05:28.360	10:05:28.360	10:16:43.698	11:15.338	31:10.978		

34 Rafael Villagomez R DRIVEX
 Dallara F320 HWA

Nr.	In Day Time	In Time	Out Time	Pit Time	T. Pit Time	Handicap	Penalty
1	9:50:44.939	9:50:44.939	9:58:34.509	7:49.570	7:49.570		
2	10:12:35.997	10:12:35.997	10:17:28.793	4:52.796	12:42.366		

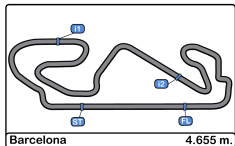
69 Lukas Dunner Cryptotower Racing Team
 Dallara F320 Spiess

Nr.	In Day Time	In Time	Out Time	Pit Time	T. Pit Time	Handicap	Penalty
1	9:02:28.374	9:02:28.374	9:08:13.801	5:45.427	5:45.427		
2	9:26:58.565	9:26:58.565	9:37:38.875	10:40.310	16:25.737		
3	9:47:49.822	9:47:49.822	9:58:58.736	11:08.914	27:34.651		
4	10:09:06.401	10:09:06.401	10:13:37.674	4:31.273	32:05.924		
5	10:20:31.698	10:20:31.698	10:24:44.641	4:12.943	36:18.867		

99 Rui Andrade Cryptotower Racing Team
 Dallara F320 Spiess

Nr.	In Day Time	In Time	Out Time	Pit Time	T. Pit Time	Handicap	Penalty
1	9:02:59.579	9:02:59.579	9:06:47.341	3:47.762	3:47.762		
2	9:18:42.318	9:18:42.318	9:20:07.392	1:25.074	5:12.836		



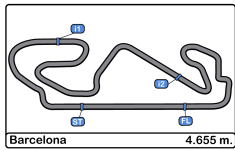


Circuit de Barcelona
Euroformula Open
Private test - 1
Pit Stop Analysis

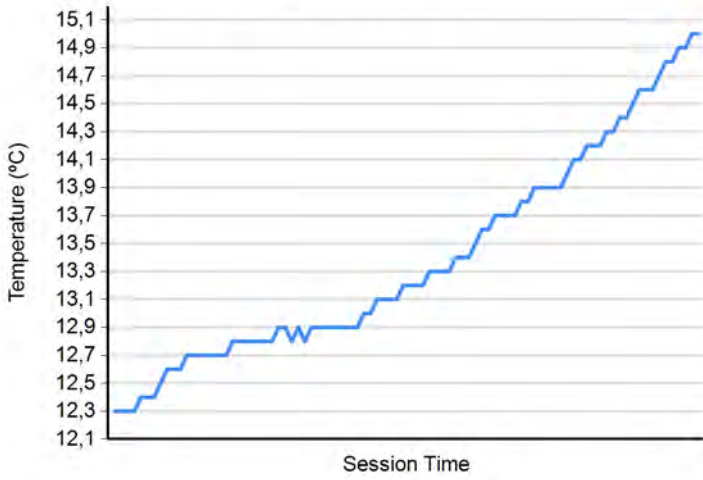


3	9:28:29.602	9:28:29.602	9:43:10.436	14:40.834	19:53.670
4	9:56:33.216	9:56:33.216	10:08:18.026	11:44.810	31:38.480
5	10:16:56.492	10:16:56.492	10:17:19.379	22.887	32:01.367
6	10:22:21.166	10:22:21.166	10:25:32.518	3:11.352	35:12.719

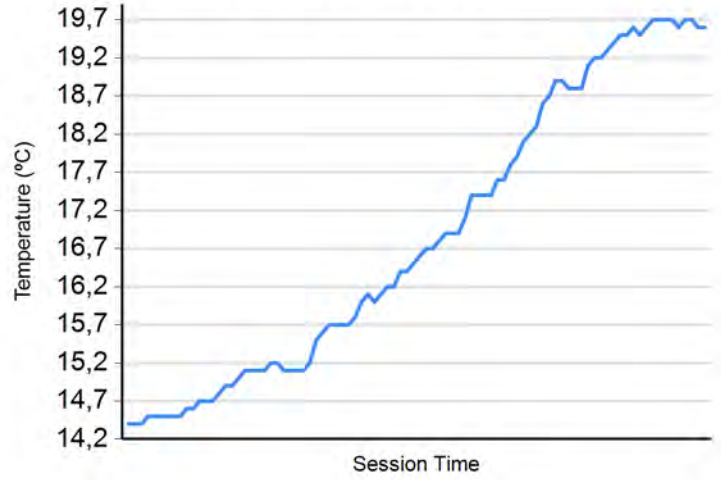




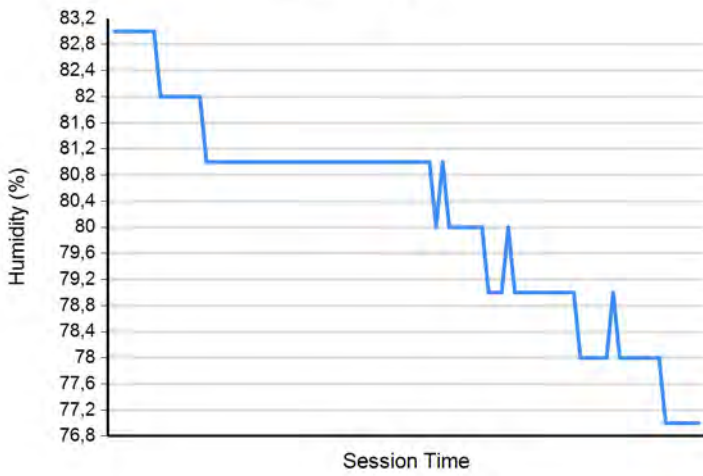
Air Temperature



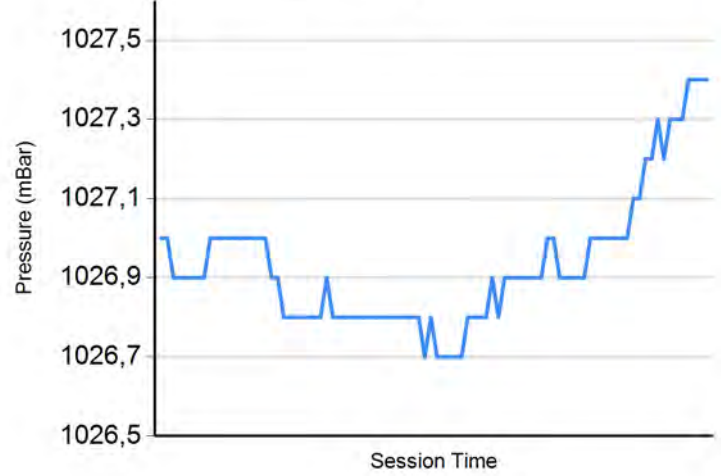
Track Temperature



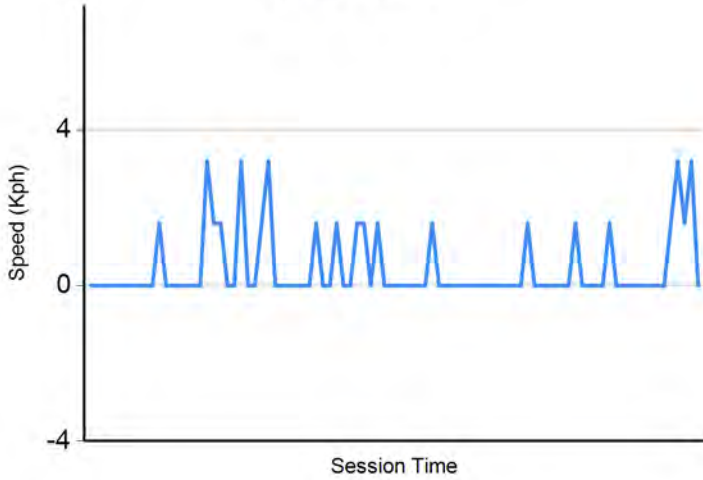
Humidity



Pressure

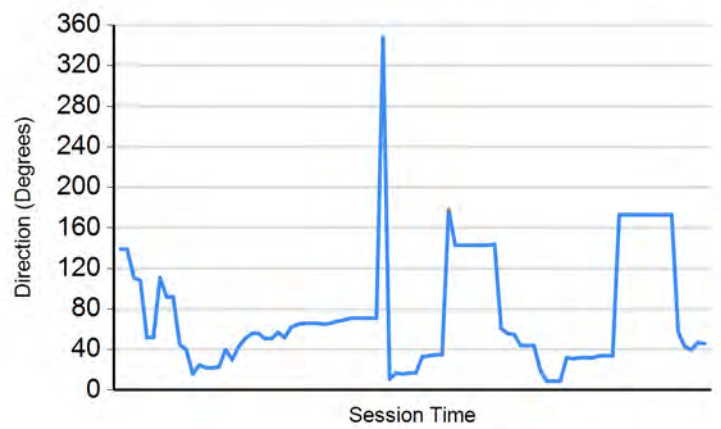


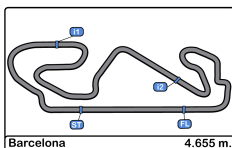
Wind Speed



Wind direction

North = 0°/360° Est = 90° South = 180° West = 270°






Circuito de Barcelona
Euroformula Open
Private test - 2
Provisional Results



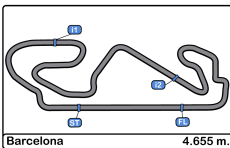
Clas	Nº	Entrant	Nat	Driver	Nat	Cat	Clas	Chassis - Engine	Team	Laps	Best	Time	Gap	Interval	Km/h
1	16	Van Amersfoort Racing	NLD	Andreas Estner	DEU			Dallara F320 HWA	Van Amersfoort Racing	23	14	1:36.008			174.5
2	20	Cryptotower Racing Team	JPN	Yifei Ye	CHN			Dallara F320 Spiess	Cryptotower Racing Team	23	11	1:36.088	0.080	0.080	174.4
3	31	Carlin	GBR	Zane Maloney	GBR	R	1	Dallara F320 Spiess	Carlin	28	5	1:36.307	0.299	0.219	174.0
4	69	Cryptotower Racing Team	JPN	Lukas Dunner	AUT			Dallara F320 Spiess	Cryptotower Racing Team	22	21	1:36.326	0.318	0.019	173.9
5	26	Double R	GBR	Louis Foster	GBR			Dallara F320 HWA	Double R	23	22	1:36.458	0.450	0.132	173.7
6	28	Team Motopark	DEU	Cameron Das	USA			Dallara F320 Spiess	Team Motopark	15	8	1:36.495	0.487	0.037	173.6
7	12	DRIVEX	ESP	Glenn Van Berlo	NLD	R	2	Dallara F320 HWA	DRIVEX	30	18	1:36.698	0.690	0.203	173.3
8	25	Van Amersfoort Racing	NLD	Alexandre Bardinon	FRA			Dallara F320 HWA	Van Amersfoort Racing	25	20	1:36.841	0.833	0.143	173.0
9	34	DRIVEX	ESP	Rafael Villagomez	MEX	R	3	Dallara F320 HWA	DRIVEX	28	27	1:36.876	0.868	0.035	172.9
10	15	Van Amersfoort Racing	NLD	Sebastian Estner	DEU	R	4	Dallara F320 HWA	Van Amersfoort Racing	19	17	1:36.921	0.913	0.045	172.9
11	99	Cryptotower Racing Team	JPN	Rui Andrade	AGO			Dallara F320 Spiess	Cryptotower Racing Team	21	19	1:36.955	0.947	0.034	172.8
12	33	Team Motopark	DEU	Manuel Maldonado	VEN			Dallara F320 Spiess	Team Motopark	24	10	1:36.972	0.964	0.017	172.8
13	4	Team Motopark	DEU	Niklas Krütten	DEU	R	5	Dallara F320 Spiess	Team Motopark	19	18	1:37.053	1.045	0.081	172.6
14	6	Carlin	GBR	Ido Cohen	ISR			Dallara F320 Spiess	Carlin	22	19	1:37.072	1.064	0.019	172.6
15	8	Double R	GBR	Matthias Lüthen	DEU	R	6	Dallara F320 HWA	Double R	19	16	1:39.079	3.071	2.007	169.1

Published at:.....

Track Temp: 27.6 °C Air Temp: 19.2 °C Humidity: 67 % Track Status: DRY

Stewards:	Race Director:	Timekeeper: 
------------------	-----------------------	--





Circuito de Barcelona
Euroformula Open
Private test - 2
Provisional Results by Class



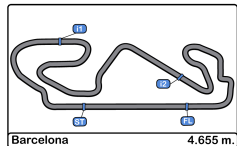
Clas	Nº	Entrant	Nat	Driver	Nat	Cat	Clas	Chassis - Engine	Team	Laps	Best	Time	Gap	Interval	Km/h
1	16	Van Amersfoort	NLD	Andreas Estner	DEU			Dallara F320 HWA	Van Amersfoort	23	14	1:36.008			174.5
2	20	Cryptotower Racing	JPN	Yifei Ye	CHN			Dallara F320 Spiess	Cryptotower Racing	23	11	1:36.088	0.080	0.080	174.4
3	69	Cryptotower Racing	JPN	Lukas Dunner	AUT			Dallara F320 Spiess	Cryptotower Racing	22	21	1:36.326	0.318	0.238	173.9
4	26	Double R	GBR	Louis Foster	GBR			Dallara F320 HWA	Double R	23	22	1:36.458	0.450	0.132	173.7
5	28	Team Motopark	DEU	Cameron Das	USA			Dallara F320 Spiess	Team Motopark	15	8	1:36.495	0.487	0.037	173.6
6	25	Van Amersfoort	NLD	Alexandre Bardinon	FRA			Dallara F320 HWA	Van Amersfoort	25	20	1:36.841	0.833	0.346	173.0
7	99	Cryptotower Racing	JPN	Rui Andrade	AGO			Dallara F320 Spiess	Cryptotower Racing	21	19	1:36.955	0.947	0.114	172.8
8	33	Team Motopark	DEU	Manuel Maldonado	VEN			Dallara F320 Spiess	Team Motopark	24	10	1:36.972	0.964	0.017	172.8
9	6	Carlin	GBR	Ido Cohen	ISR			Dallara F320 Spiess	Carlin	22	19	1:37.072	1.064	0.100	172.6
Rookie															
1	31	Carlin	GBR	Zane Maloney	BRB	R	1	Dallara F320 Spiess	Carlin	28	5	1:36.307			174.0
2	12	DRIVEX	ESP	Glenn Van Berlo	NLD	R	2	Dallara F320 HWA	DRIVEX	30	18	1:36.698	0.391	0.391	173.3
3	34	DRIVEX	ESP	Rafael Villagomez	MEX	R	3	Dallara F320 HWA	DRIVEX	28	27	1:36.876	0.569	0.178	172.9
4	15	Van Amersfoort	NLD	Sebastian Estner	DEU	R	4	Dallara F320 HWA	Van Amersfoort	19	17	1:36.921	0.614	0.045	172.9
5	4	Team Motopark	DEU	Niklas Krütten	DEU	R	5	Dallara F320 Spiess	Team Motopark	19	18	1:37.053	0.746	0.132	172.6
6	8	Double R	GBR	Matthias Lüthen	DEU	R	6	Dallara F320 HWA	Double R	19	16	1:39.079	2.772	2.026	169.1

Published at:.....

Track Temp: 27.6 °C Air Temp: 19.2 °C Humidity: 67 % Track Status: DRY

Stewards:	Race Director:	Timekeeper: 
------------------	-----------------------	--





Circuit de Barcelona Euroformula Open Private test - 2 Lap Analysis



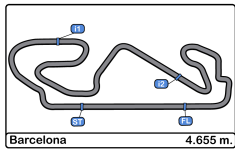
4 Niklas Krütten Dallara F320 Spiess 8 Matthias Lüthen Dallara F320 HWA
 R Team Motopark R Double R

Lap	D	Time	Sector 1	Sector 2	Sector 3	T. Spd	Elapsed	Lap	D	Time	Sector 1	Sector 2	Sector 3	T. Spd	Elapsed
1		11:26:42.516	11:25:25.796	42.806	33.914	172.8	11:26:42.516	1		11:21:48.440	11:20:31.658	42.041	34.741	161.1	11:21:48.440
2		1:41.563	30.405	38.352	32.806	221.3	11:28:24.079	2		1:40.354	29.713	37.837	32.804	233.2	11:23:28.794
3		1:38.311	29.300	36.944	32.067	230.2	11:30:02.390	3		1:39.200	29.227	37.426	32.547	234.2	11:25:07.994
4		1:38.304	29.170	37.008	32.126	231.2	11:31:40.694	4		1:40.032	29.353	37.347	33.332	234.7	11:26:48.026
5		1:44.812	31.484	39.805	33.523	232.2	11:33:25.506	5		1:39.660	29.214	37.266	33.180	235.2	11:28:27.686
6		1:37.851	29.132	36.701	32.018	231.7	11:35:03.357	6		1:39.182	29.061	37.280	32.841	236.3	11:30:06.868
7		1:44.936 P	29.367	36.903	38.666	233.7	11:36:48.293	7		1:49.159 P	29.151	38.026	41.982	236.3	11:31:56.027
8		13:34.660	12:17.967	42.576	34.117	171.1	11:50:22.953	8		6:25.998	5:05.534	44.673	35.791	136.7	11:38:22.025
9		1:40.765	30.307	37.777	32.681	221.3	11:52:03.718	9		1:45.005	30.404	41.971	32.630	233.2	11:40:07.030
10		1:37.133	29.045	36.332	31.756	231.2	11:53:40.851	10		1:51.665 P	29.423	38.331	43.911	235.2	11:41:58.695
11		1:37.076	29.000	36.276	31.800	232.2	11:55:17.927	11		22:09.613	20:54.053	41.163	34.397	167.1	12:04:08.308
12		1:43.877 P	29.076	36.897	37.904	231.2	11:57:01.804	12		1:41.055	30.318	37.901	32.836	230.2	12:05:49.363
13		10:43.062	9:22.525	43.020	37.517	167.4	12:07:44.866	13		1:40.046	29.436	37.530	33.080	233.2	12:07:29.409
14		1:42.535	31.201	38.115	33.219	216.4	12:09:27.401	14		1:40.124	29.738	37.764	32.622	222.6	12:09:09.533
15		1:37.383	29.069	36.382	31.932	228.8	12:11:04.784	15		1:39.331	29.213	37.445	32.673	234.2	12:10:48.864
16		1:43.920	28.971	41.618	33.331	231.7	12:12:48.704	16		1:39.079	29.052	37.279	32.748	235.2	12:12:27.943
17		1:41.181	28.995	36.278	35.908	230.7	12:14:29.885	17		1:40.983	29.049	38.029	33.905	237.3	12:14:08.926
18		1:37.053	29.020	36.310	31.723	229.7	12:16:06.938	18		1:39.204	29.172	37.273	32.759	234.2	12:15:48.130
19		1:45.027 P	29.528	37.479	38.020	230.2	12:17:51.965	19		1:50.357 P	29.202	36.878	44.277	233.2	12:17:38.487

6 Ido Cohen Dallara F320 Spiess 12 Glenn Van Berlo Dallara F320 HWA
 R Carlin R DRIVEX

Lap	D	Time	Sector 1	Sector 2	Sector 3	T. Spd	Elapsed	Lap	D	Time	Sector 1	Sector 2	Sector 3	T. Spd	Elapsed
1		11:06:14.642	11:04:53.753	44.407	36.482	152.3	11:06:14.642	1		10:58:50.480	10:57:37.804	39.779	32.897	177.3	10:58:50.480
2		1:47.371	31.907	40.247	35.217	214.2	11:08:02.013	2		1:38.396	29.340	36.977	32.079	233.2	11:00:28.876
3		1:37.374	28.841	36.403	32.130	236.8	11:09:39.387	3		1:37.795	29.077	36.813	31.905	234.2	11:02:06.671
4		1:42.715	28.683	38.653	35.379	238.9	11:11:22.102	4		1:37.640	28.903	36.572	32.165	235.2	11:03:44.311
5		1:37.171	28.576	36.375	32.220	237.3	11:12:59.273	5		1:37.622	28.923	36.735	31.964	235.8	11:05:21.933
6		1:46.481	30.140	40.954	35.387	237.8	11:14:45.754	6		1:37.289	28.814	36.560	31.915	236.3	11:06:59.222
7		1:37.316	28.603	36.481	32.232	237.3	11:16:23.070	7		1:42.377 P	28.963	36.665	36.749	236.3	11:08:41.599
8		1:46.380 P	28.634	36.532	41.214	237.3	11:18:09.450	8		5:07.890	3:57.244	38.363	32.283	178.5	11:13:49.489
9		30:03.985	28:45.424	41.829	36.732	153.8	11:48:13.435	9		1:37.479	28.805	36.681	31.993	236.3	11:15:26.968
10		1:44.615	31.144	39.086	34.385	229.2	11:49:58.050	10		1:37.126	28.685	36.508	31.933	237.8	11:17:04.094
11		1:37.372	28.847	36.466	32.059	236.3	11:51:35.422	11		1:37.089	28.654	36.492	31.943	238.9	11:18:41.183
12		1:37.501	28.702	36.516	32.283	237.3	11:53:12.923	12		1:37.170	28.588	36.696	31.886	239.4	11:20:18.353
13		1:51.473	32.985	42.976	35.512	236.3	11:55:04.396	13		1:37.206	28.744	36.489	31.973	238.9	11:21:55.559
14		1:37.749	28.850	36.572	32.327	235.2	11:56:42.145	14		1:42.409 P	28.628	36.647	37.134	239.4	11:23:37.968
15		1:49.279 P	28.739	36.540	44.000	235.8	11:58:31.424	15		15:41.964	14:20.699	45.602	35.663	155.8	11:39:19.932
16		7:26.742	6:10.378	41.058	35.306	167.9	12:05:58.166	16		1:46.254	32.262	39.127	34.865	235.8	11:41:06.186
17		1:45.211	30.696	39.059	35.456	229.7	12:07:43.377	17		1:36.839	28.788	36.361	31.690	236.3	11:42:43.025
18		1:37.575	28.936	36.439	32.200	235.2	12:09:20.952	18		1:36.698	28.715	36.276	31.707	237.8	11:44:19.723
19		1:37.072	28.650	36.343	32.079	235.8	12:10:58.024	19		1:50.838	29.028	42.960	38.850	244.3	11:46:10.561
20		1:57.687	33.483	44.075	40.129	237.8	12:12:55.711	20		1:46.262	28.911	39.408	37.943	236.8	11:47:56.823
21		1:37.428	28.677	36.503	32.248	237.3	12:14:33.139	21		1:37.330	28.804	36.468	32.058	235.8	11:49:34.153
22		1:45.560 P	30.192	36.687	38.681	237.8	12:16:18.699	22		1:40.492 P	28.795	36.604	35.093	236.8	11:51:14.645
23		15:06.310	13:52.536	40.374	33.400	150.4	12:06:20.955								
24		1:37.424	29.087	36.406	31.931	234.2	12:07:58.379								
25		1:37.092	28.799	36.321	31.972	236.8	12:09:35.471								
26		1:38.526	28.558	38.028	31.940	237.8	12:11:13.997								
27		1:46.935	28.705	36.292	41.938	238.4	12:13:00.932								
28		1:36.844	28.598	36.125	32.121	237.8	12:14:37.776								
29		1:37.600	28.594	37.084	31.922	237.8	12:16:15.376								
30		1:41.969 P	28.687	36.619	36.663	236.8	12:17:57.345								





Circuit de Barcelona
Euroformula Open
Private test - 2
Lap Analysis



26

Louis Foster

Dallara F320 HWA

31

Zane Maloney

Dallara F320 Spiess

Double R

R

Carlin

Lap	D	Time	Sector 1	Sector 2	Sector 3	T. Spd	Elapsed	Lap	D	Time	Sector 1	Sector 2	Sector 3	T. Spd	Elapsed
1		11:18:54.817	11:17:39.381	39.665	35.771	180.3	11:18:54.817	1		11:05:59.198	11:04:43.248	41.463	34.487	159.7	11:05:59.198
2		1:43.495	30.047	37.480	35.968	234.2	11:20:38.312	2		1:42.055	30.352	38.663	33.040	213.0	11:07:41.253
3		1:38.591	29.019	37.110	32.462	236.3	11:22:16.903	3		1:36.821	28.884	36.286	31.651	235.2	11:09:18.074
4		1:37.554	28.893	36.567	32.094	236.8	11:23:54.457	4		1:36.510	28.656	36.181	31.673	238.9	11:10:54.584
5		1:37.189	28.732	36.504	31.953	237.3	11:25:31.646	5		1:36.307	28.573	36.077	31.657	236.3	11:12:30.891
6		1:37.025	28.620	36.490	31.915	237.8	11:27:08.671	6		1:36.512	28.578	36.179	31.755	236.8	11:14:07.403
7		1:37.031	28.621	36.397	32.013	237.3	11:28:45.702	7		1:36.492	28.611	36.239	31.642	238.9	11:15:43.895
8		1:41.502 P	28.626	36.410	36.466	236.8	11:30:27.204	8		1:46.744	31.450	39.982	35.312	235.2	11:17:30.639
9		6:48.026	5:35.533	39.383	33.110	176.1	11:37:15.230	9		1:58.728 P	36.491	42.580	39.657	237.3	11:19:29.367
10		1:42.038	29.848	37.245	34.945	235.2	11:38:57.268	10		8:35.248	7:22.507	39.189	33.552	177.9	11:28:04.615
11		1:37.406	28.868	36.582	31.956	236.3	11:40:34.674	11		1:37.671	28.957	36.660	32.054	237.3	11:29:42.286
12		1:37.118	28.695	36.427	31.996	235.8	11:42:11.792	12		1:37.381	28.775	36.492	32.114	237.3	11:31:19.667
13		1:37.240	28.645	36.524	32.071	236.8	11:43:49.032	13		1:41.485 P	28.776	36.478	36.231	238.9	11:33:01.152
14		1:37.221	28.571	36.595	32.055	237.3	11:45:26.253	14		12:17.426	11:01.803	41.098	34.525	164.8	11:45:18.578
15		1:46.586 P	28.630	36.364	41.592	237.3	11:47:12.839	15		1:41.878	31.055	38.036	32.787	216.8	11:47:00.456
16		9:36.323	8:18.007	42.961	35.355	147.5	11:56:49.162	16		1:37.050	28.880	36.388	31.782	236.8	11:48:37.506
17		1:41.662	29.563	37.027	35.072	236.3	11:58:30.824	17		1:36.667	28.765	36.184	31.718	237.8	11:50:14.173
18		1:36.530	28.676	36.261	31.593	236.8	12:00:07.354	18		1:36.618	28.677	36.215	31.726	236.8	11:51:50.791
19		1:36.508	28.633	36.125	31.750	236.8	12:01:43.862	19		1:37.088	28.619	36.284	32.185	237.8	11:53:27.879
20		1:47.888	31.374	40.718	35.796	237.8	12:03:31.750	20		1:41.787 P	28.714	36.467	36.606	235.8	11:55:09.666
21		1:36.769	28.666	36.338	31.765	235.8	12:05:08.519	21		6:14.706	5:00.527	39.733	34.446	163.6	12:01:24.372
22		1:36.458	28.559	36.162	31.737	236.8	12:06:44.977	22		1:40.718	30.331	37.573	32.814	223.1	12:03:05.090
23		2:04.102 P	33.982	45.747	44.373	221.7	12:08:49.079	23		1:36.909	28.882	36.332	31.695	236.8	12:04:41.999

28

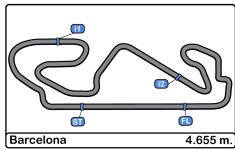
Cameron Das

Dallara F320 Spiess

Team Motopark

Lap	D	Time	Sector 1	Sector 2	Sector 3	T. Spd	Elapsed
1		11:25:27.288	11:24:15.121	38.774	33.393	179.7	11:25:27.288
2		1:46.955	29.703	41.535	35.717	223.6	11:27:14.243
3		1:37.705	29.011	36.637	32.057	233.2	11:28:51.948
4		1:37.130	28.902	36.379	31.849	234.2	11:30:29.078
5		1:41.468 P	28.957	36.443	36.068	233.7	11:32:10.546
6		8:30.939	7:13.488	44.183	33.268	171.4	11:40:41.485
7		1:42.474	30.681	37.714	34.079	207.6	11:42:23.959
8		1:36.495	28.828	36.114	31.553	233.2	11:44:00.454
9		1:39.314	28.738	36.122	34.454	233.2	11:45:39.768
10		1:41.183 P	28.911	36.330	35.942	233.2	11:47:20.951
11		19:52.065	18:33.562	44.158	34.345	175.6	12:07:13.016
12		1:44.633	32.098	38.362	34.173	208.0	12:08:57.649
13		1:40.942	29.018	37.240	34.684	231.2	12:10:38.591
14		1:37.011	28.864	36.251	31.896	233.2	12:12:15.602
15		1:44.661 P	28.814	36.263	39.584	234.2	12:14:00.263





Circuit de Barcelona
Euroformula Open
Private test - 2
Lap Analysis



33

Manuel Maldonado

Dallara F320 Spiess

34

Rafael Villagomez

Dallara F320 HWA

Team Motopark R

DRIVEX

Lap	D	Time	Sector 1	Sector 2	Sector 3	T. Spd	Elapsed	Lap	D	Time	Sector 1	Sector 2	Sector 3	T. Spd	Elapsed
1		11:17:02.699	11:15:43.786	40.991	37.922	175.8	11:17:02.699	1		11:03:52.292	11:02:23.816	49.717	38.759	170.8	11:03:52.292
2		1:47.582	33.834	39.067	34.681	192.5	11:18:50.281	2		1:53.433	31.313	44.684	37.436	234.7	11:05:45.725
3		1:37.967	29.130	36.621	32.216	233.7	11:20:28.248	3		1:41.869	30.001	38.486	33.382	237.3	11:07:27.594
4		1:37.949	29.062	36.579	32.308	235.2	11:22:06.197	4		1:39.550	29.300	37.364	32.886	237.8	11:09:07.144
5		1:37.555	28.923	36.601	32.031	234.7	11:23:43.752	5		1:40.357	30.204	37.552	32.601	236.3	11:10:47.501
6		1:45.970 P	29.462	37.627	38.881	234.2	11:25:29.722	6		2:02.238 P	33.200	43.505	45.533	237.8	11:12:49.739
7		9:21.920	8:03.687	42.873	35.360	173.9	11:34:51.642	7		4:44.285	3:28.532	41.378	34.375	115.3	11:17:34.024
8		1:44.938	33.560	38.544	32.834	204.1	11:36:36.580	8		1:50.217	31.154	43.282	35.781	236.8	11:19:24.241
9		1:37.110	29.003	36.366	31.741	233.2	11:38:13.690	9		1:37.882	28.945	36.733	32.204	236.8	11:21:02.123
10		1:36.972	28.831	36.503	31.638	233.2	11:39:50.662	10		1:42.118	28.772	38.321	35.025	238.4	11:22:44.241
11		1:37.009	28.854	36.440	31.715	235.2	11:41:27.671	11		1:37.661	28.790	36.578	32.293	238.9	11:24:21.902
12		1:49.024 P	29.079	37.848	42.097	234.7	11:43:16.695	12		1:37.778	28.705	36.538	32.535	238.9	11:25:59.680
13		4:16.073	3:06.176	37.026	32.871	159.5	11:47:32.768	13		1:38.142	28.973	36.882	32.287	236.3	11:27:37.822
14		1:37.092	28.995	36.418	31.679	232.7	11:49:09.860	14		1:53.941 P	30.852	39.898	43.191	241.0	11:29:31.763
15		1:37.056	28.845	36.404	31.807	233.2	11:50:46.916	15		6:53.476	5:33.849	44.544	35.083	163.3	11:36:25.239
16		1:43.049 P	28.851	36.359	37.839	233.7	11:52:29.965	16		1:51.429	30.446	42.233	38.750	236.3	11:38:16.668
17		11:29.524	10:06.548	42.520	40.456	158.1	12:03:59.489	17		1:37.513	28.858	36.529	32.126	240.5	11:39:54.181
18		1:45.856	32.375	39.412	34.069	205.7	12:05:45.345	18		1:48.568	35.055	39.949	33.564	241.0	11:41:42.749
19		1:43.558	29.097	36.708	37.753	230.2	12:07:28.903	19		1:37.284	28.766	36.578	31.940	238.9	11:43:20.033
20		1:37.508	29.182	36.417	31.909	231.2	12:09:06.411	20		1:37.046	28.690	36.350	32.006	237.3	11:44:57.079
21		1:36.976	28.948	36.373	31.655	232.7	12:10:43.387	21		1:37.231	28.761	36.329	32.141	239.4	11:46:34.310
22		1:43.470	28.823	36.836	37.811	233.7	12:12:26.857	22		1:37.820	28.677	36.817	32.326	239.4	11:48:12.130
23		1:37.349	28.827	36.448	32.074	233.7	12:14:04.206	23		1:44.334 P	28.683	36.693	38.958	238.9	11:49:56.464
24		1:51.490 P	30.741	39.338	41.411	231.7	12:15:55.696	24		14:22.813	13:03.976	43.366	35.471	163.3	12:04:19.277
25								25		1:48.392	30.606	40.409	37.377	233.2	12:06:07.669
26								26		1:37.721	28.821	36.434	32.466	235.8	12:07:45.390
27								27		1:36.876	28.720	36.205	31.951	238.9	12:09:22.266
28								28		2:04.221 P	28.559	53.678	41.984	240.0	12:11:26.487

69

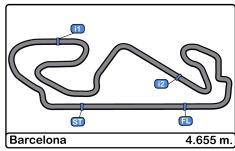
Lukas Dunner

Dallara F320 Spiess

Cryptotower Racing Team

Lap	D	Time	Sector 1	Sector 2	Sector 3	T. Spd	Elapsed
1		11:22:56.808	11:21:43.569	39.374	33.865	176.4	11:22:56.808
2		1:42.317	31.570	38.340	32.407	219.5	11:24:39.125
3		1:37.349	28.993	36.517	31.839	233.7	11:26:16.474
4		1:37.119	28.885	36.398	31.836	232.7	11:27:53.593
5		1:37.550	28.913	36.452	32.185	233.7	11:29:31.143
6		1:49.519 P	30.507	39.451	39.561	235.2	11:31:20.662
7		6:17.809	5:03.251	40.526	34.032	175.6	11:37:38.471
8		1:48.915	31.373	38.061	39.481	213.4	11:39:27.386
9		1:45.202	28.817	36.409	39.976	233.2	11:41:12.588
10		1:36.635	28.819	36.216	31.600	234.7	11:42:49.223
11		1:56.134 P	34.547	40.685	40.902	222.6	11:44:45.357
12		7:00.421	5:48.396	38.190	33.835	186.2	11:51:45.778
13		1:47.615	29.028	39.252	39.335	232.7	11:53:33.393
14		1:41.974 P	29.003	36.286	36.685	232.7	11:55:15.367
15		6:20.999	5:02.057	38.557	40.385	180.6	12:01:36.366
16		1:37.255	29.097	36.353	31.805	232.2	12:03:13.621
17		1:41.175 P	28.939	36.081	36.155	232.7	12:04:54.796
18		6:30.955	5:19.896	38.279	32.780	153.6	12:11:25.751
19		1:43.541	32.515	38.650	32.376	218.1	12:13:09.292
20		1:36.409	28.850	36.079	31.480	233.2	12:14:45.701
21		1:36.326	28.687	36.045	31.594	233.7	12:16:22.027
22		1:41.953 P	28.710	36.001	37.242	233.7	12:18:03.980





Circuit de Barcelona
Euroformula Open
Private test - 2
Lap Analysis



99

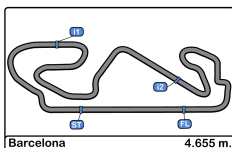
Rui Andrade

Dallara F320 Spiess

Cryptotower Racing Team

Lap	D	Time	Sector 1	Sector 2	Sector 3	T. Spd	Elapsed
1		11:13:39.212	11:12:24.294	41.244	33.674	167.1	11:13:39.212
2		1:41.619	30.729	38.265	32.625	203.7	11:15:20.831
3		1:37.427	28.974	36.616	31.837	233.7	11:16:58.258
4		1:37.165	28.795	36.529	31.841	234.7	11:18:35.423
5		1:37.511	28.792	36.501	32.218	236.8	11:20:12.934
6		1:46.871 P	28.827	36.598	41.446	235.8	11:21:59.805
7		9:44.358	8:34.839	37.408	32.111	189.1	11:31:44.163
8		1:37.530	28.900	36.762	31.868	235.2	11:33:21.693
9		1:37.913	28.958	36.779	32.176	233.2	11:34:59.606
10		1:45.158 P	28.984	36.748	39.426	234.7	11:36:44.764
11		15:27.413	14:15.721	39.089	32.603	177.6	11:52:12.177
12		1:38.907	29.313	37.676	31.918	232.7	11:53:51.084
13		1:37.336	28.898	36.523	31.915	233.2	11:55:28.420
14		1:37.419	28.959	36.511	31.949	232.2	11:57:05.839
15		1:46.229 P	28.911	36.862	40.456	232.7	11:58:52.068
16		11:04.171	9:51.404	39.980	32.787	170.3	12:09:56.239
17		1:43.401	30.694	37.137	35.570	206.5	12:11:39.640
18		1:37.110	29.060	36.247	31.803	233.2	12:13:16.750
19		1:36.955	28.904	36.395	31.656	232.7	12:14:53.705
20		1:37.256	29.049	36.337	31.870	232.2	12:16:30.961
21		1:44.970 P	28.942	36.479	39.549	233.2	12:18:15.931



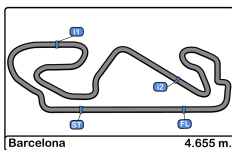


Circuito de Barcelona
Euroformula Open
Private test - 2
Best Sectors Results



Sector - 1				Sector - 2				Sector - 3				Ideal Lap vs Best Lap				
Clas	Nº	Driver	Time	Nº	Driver	Time	Nº	Driver	Time	Clas	Nº	Driver	Ideal Lap	Best Lap	Clas	
1	16	Andreas Estner	28.418	16	Andreas Estner	35.818	20	Yifei Ye	31.413	1	16	Andreas Estner	1:35.749	1:36.008	1	
2	12	Glenn Van Berlo	28.558	20	Yifei Ye	35.984	69	Lukas Dunner	31.480	2	20	Yifei Ye	1:36.038	1:36.088	2	
3	26	Louis Foster	28.559	69	Lukas Dunner	36.001	16	Andreas Estner	31.513	3	69	Lukas Dunner	1:36.168	1:36.326	4	
4	34	Rafael Villagomez	28.559	31	Zane Maloney	36.077	28	Cameron Das	31.553	4	26	Louis Foster	1:36.277	1:36.458	5	
5	31	Zane Maloney	28.573	28	Cameron Das	36.114	26	Louis Foster	31.593	5	31	Zane Maloney	1:36.292	1:36.307	3	
6	6	Ido Cohen	28.576	12	Glenn Van Berlo	36.125	33	Manuel Maldonado	31.638	6	12	Glenn Van Berlo	1:36.373	1:36.698	7	
7	25	Alexandre Bardinon	28.621	26	Louis Foster	36.125	31	Zane Maloney	31.642	7	28	Cameron Das	1:36.405	1:36.495	6	
8	20	Yifei Ye	28.641	25	Alexandre Bardinon	36.180	99	Rui Andrade	31.656	8	25	Alexandre Bardinon	1:36.694	1:36.841	8	
9	69	Lukas Dunner	28.687	34	Rafael Villagomez	36.205	12	Glenn Van Berlo	31.690	9	99	Rui Andrade	1:36.695	1:36.955	11	
10	28	Cameron Das	28.738	99	Rui Andrade	36.247	15	Sebastian Estner	31.703	10	34	Rafael Villagomez	1:36.704	1:36.876	9	
11	99	Rui Andrade	28.792	15	Sebastian Estner	36.274	4	Niklas Krütten	31.723	11	33	Manuel Maldonado	1:36.820	1:36.972	12	
12	33	Manuel Maldonado	28.823	4	Niklas Krütten	36.276	25	Alexandre Bardinon	31.893	12	15	Sebastian Estner	1:36.856	1:36.921	10	
13	15	Sebastian Estner	28.879	6	Ido Cohen	36.343	34	Rafael Villagomez	31.940	13	4	Niklas Krütten	1:36.970	1:37.053	13	
14	4	Niklas Krütten	28.971	33	Manuel Maldonado	36.359	6	Ido Cohen	32.059	14	6	Ido Cohen	1:36.978	1:37.072	14	
15	8	Matthias Lüthen	29.049	8	Matthias Lüthen	36.878	8	Matthias Lüthen	32.547	15	8	Matthias Lüthen	1:38.474	1:39.079	15	



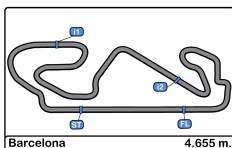


Circuito de Barcelona
Euroformula Open
Private test - 2
Best 5 Lap Times



Cls	Nº	Entrant	Nat	Driver	Nat	Cat	Cls	Chassis - Engine	Team	Best 1		Best 2		Best 3		Best 4		Best 5	
										Time	Lap	Time	Lap	Time	Lap	Time	Lap	Time	Lap
1	16	Van Amersfoort Racing	NLD	Andreas Estner	DEU			Dallara F320 HWA	Van Amersfoort Racing	1:36.008	14	1:36.081	20	1:36.181	9	1:36.243	8	1:36.263	7
2	20	Cryptotower Racing	JPN	Yifei Ye	CHN			Dallara F320 Spiess	Cryptotower Racing	1:36.088	11	1:36.392	10	1:36.435	21	1:36.890	17	1:37.379	6
3	31	Carlin	GBR	Zane Maloney	BRB	R	1	Dallara F320 Spiess	Carlin	1:36.307	5	1:36.492	7	1:36.510	4	1:36.512	6	1:36.618	18
4	69	Cryptotower Racing	JPN	Lukas Dunner	AUT			Dallara F320 Spiess	Cryptotower Racing	1:36.326	21	1:36.409	20	1:36.635	10	1:37.119	4	1:37.255	16
5	26	Double R	GBR	Louis Foster	GBR			Dallara F320 HWA	Double R	1:36.458	22	1:36.508	19	1:36.530	18	1:36.769	21	1:37.025	6
6	28	Team Motopark	DEU	Cameron Das	USA			Dallara F320 Spiess	Team Motopark	1:36.495	8	1:37.011	14	1:37.130	4	1:37.705	3	1:39.314	9
7	12	DRIVEX	ESP	Glenn Van Berlo	NLD	R	2	Dallara F320 HWA	DRIVEX	1:36.698	18	1:36.839	17	1:36.844	28	1:37.089	11	1:37.092	25
8	25	Van Amersfoort Racing	NLD	Alexandre Bardinon	FRA			Dallara F320 HWA	Van Amersfoort Racing	1:36.841	20	1:36.937	21	1:37.101	12	1:37.130	13	1:37.279	15
9	34	DRIVEX	ESP	Rafael Villagomez	MEX	R	3	Dallara F320 HWA	DRIVEX	1:36.876	27	1:37.046	20	1:37.231	21	1:37.284	19	1:37.513	17
10	15	Van Amersfoort Racing	NLD	Sebastian Estner	DEU	R	4	Dallara F320 HWA	Van Amersfoort Racing	1:36.921	17	1:37.260	16	1:37.354	10	1:37.914	6	1:38.042	18
11	99	Cryptotower Racing	JPN	Rui Andrade	AGO			Dallara F320 Spiess	Cryptotower Racing	1:36.955	19	1:37.110	18	1:37.165	4	1:37.256	20	1:37.336	13
12	33	Team Motopark	DEU	Manuel Maldonado	VEN			Dallara F320 Spiess	Team Motopark	1:36.972	10	1:36.976	21	1:37.009	11	1:37.056	15	1:37.092	14
13	4	Team Motopark	DEU	Niklas Krütten	DEU	R	5	Dallara F320 Spiess	Team Motopark	1:37.053	18	1:37.076	11	1:37.133	10	1:37.383	15	1:37.851	6
14	6	Carlin	GBR	Ido Cohen	ISR			Dallara F320 Spiess	Carlin	1:37.072	19	1:37.171	5	1:37.316	7	1:37.372	11	1:37.374	3
15	8	Double R	GBR	Matthias Lüthen	DEU	R	6	Dallara F320 HWA	Double R	1:39.079	16	1:39.182	6	1:39.200	3	1:39.204	18	1:39.331	15



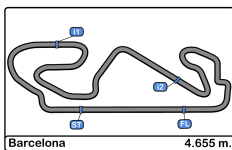


Circuito de Barcelona
Euroformula Open
Private test - 2
Best 5 Top Speeds



Cls	Nº	Entrant	Nat	Driver	Nat	Cat	Cls	Chassis - Engine	Team	Top 1		Top 2		Top 3		Top 4		Top 5		Avg
										Km/h	Lap	Km/h	Lap	Km/h	Lap	Km/h	Lap	Km/h	Lap	
1	12	DRIVEX	ESP	Glenn Van Berlo	NLD	R	1	Dallara F320 HWA	DRIVEX	244.3	19	239.4	12	239.4	14	238.9	11	238.9	13	240.2
2	34	DRIVEX	ESP	Rafael Villagomez	MEX	R	2	Dallara F320 HWA	DRIVEX	241.0	14	241.0	18	240.5	17	240.0	28	239.4	21	240.4
3	16	Van Amersfoort Racing	NLD	Andreas Estner	DEU			Dallara F320 HWA	Van Amersfoort Racing	239.4	9	237.8	10	237.3	16	236.8	15	236.3	8	237.5
4	6	Carlin	GBR	Ido Cohen	ISR			Dallara F320 Spiess	Carlin	238.9	4	237.8	6	237.8	20	237.8	22	237.3	5	237.9
5	31	Carlin	GBR	Zane Maloney	BRB	R	3	Dallara F320 Spiess	Carlin	238.9	4	238.9	7	238.9	13	238.9	28	238.4	27	238.8
6	25	Van Amersfoort Racing	NLD	Alexandre Bardinon	FRA			Dallara F320 HWA	Van Amersfoort Racing	237.8	13	237.3	5	236.8	4	236.8	8	236.8	16	237.1
7	26	Double R	GBR	Louis Foster	GBR			Dallara F320 HWA	Double R	237.8	6	237.8	20	237.3	5	237.3	7	237.3	14	237.5
8	8	Double R	GBR	Matthias Lüthen	DEU	R	4	Dallara F320 HWA	Double R	237.3	17	236.3	6	236.3	7	235.2	5	235.2	10	236.1
9	99	Cryptotower Racing	JPN	Rui Andrade	AGO			Dallara F320 Spiess	Cryptotower Racing	236.8	5	235.8	6	235.2	8	234.7	4	234.7	10	235.5
10	15	Van Amersfoort Racing	NLD	Sebastian Estner	DEU	R	5	Dallara F320 HWA	Van Amersfoort Racing	236.3	19	234.7	18	233.7	6	233.7	17	233.2	4	234.3
11	20	Cryptotower Racing	JPN	Yifei Ye	CHN			Dallara F320 Spiess	Cryptotower Racing	236.3	4	235.2	6	234.7	12	234.2	5	234.2	7	234.9
12	33	Team Motopark	DEU	Manuel Maldonado	VEN			Dallara F320 Spiess	Team Motopark	235.2	4	235.2	11	234.7	5	234.7	12	234.2	6	234.8
13	69	Cryptotower Racing	JPN	Lukas Dunner	AUT			Dallara F320 Spiess	Cryptotower Racing	235.2	6	234.7	10	233.7	3	233.7	5	233.7	21	234.2
14	28	Team Motopark	DEU	Cameron Das	USA			Dallara F320 Spiess	Team Motopark	234.2	4	234.2	15	233.7	5	233.2	3	233.2	8	233.7
15	4	Team Motopark	DEU	Niklas Krütten	DEU	R	6	Dallara F320 Spiess	Team Motopark	233.7	7	232.2	5	232.2	11	231.7	6	231.7	16	232.3



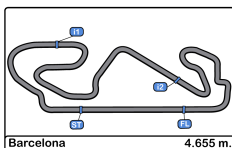


Circuito de Barcelona
Euroformula Open
Private test - 2
Fastest Laps Sequence



Lap	Time of Day	Session Time	Nº	Entrant	Nat	Driver	Nat	Cat	Chassis - Engine	Team	Time	Km/h
2	11:00:28.876	15:28.876	12	DRIVEX	ESP	Glenn Van Berlo	NLD	R	Dallara F320 HWA	DRIVEX	1:38.396	170.3
3	11:02:06.671	17:06.671	12	DRIVEX	ESP	Glenn Van Berlo	NLD	R	Dallara F320 HWA	DRIVEX	1:37.795	171.3
4	11:03:44.311	18:44.311	12	DRIVEX	ESP	Glenn Van Berlo	NLD	R	Dallara F320 HWA	DRIVEX	1:37.640	171.6
5	11:05:21.933	20:21.933	12	DRIVEX	ESP	Glenn Van Berlo	NLD	R	Dallara F320 HWA	DRIVEX	1:37.622	171.6
6	11:06:59.222	21:59.222	12	DRIVEX	ESP	Glenn Van Berlo	NLD	R	Dallara F320 HWA	DRIVEX	1:37.289	172.2
3	11:09:18.074	24:18.074	31	Carlin	GBR	Zane Maloney	BRB	R	Dallara F320 Spiess	Carlin	1:36.821	173.0
4	11:10:54.584	25:54.584	31	Carlin	GBR	Zane Maloney	BRB	R	Dallara F320 Spiess	Carlin	1:36.510	173.6
5	11:12:30.891	27:30.891	31	Carlin	GBR	Zane Maloney	BRB	R	Dallara F320 Spiess	Carlin	1:36.307	174.0
7	11:26:03.507	41:03.507	16	Van Amersfoort Racing	NLD	Andreas Estner	DEU		Dallara F320 HWA	Van Amersfoort Racing	1:36.263	174.0
8	11:27:39.750	42:39.750	16	Van Amersfoort Racing	NLD	Andreas Estner	DEU		Dallara F320 HWA	Van Amersfoort Racing	1:36.243	174.1
9	11:29:15.931	44:15.931	16	Van Amersfoort Racing	NLD	Andreas Estner	DEU		Dallara F320 HWA	Van Amersfoort Racing	1:36.181	174.2
11	11:42:26.863	57:26.863	20	Cryptotower Racing Team	JPN	Yifei Ye	CHN		Dallara F320 Spiess	Cryptotower Racing Team	1:36.088	174.4
14	11:44:49.081	59:49.081	16	Van Amersfoort Racing	NLD	Andreas Estner	DEU		Dallara F320 HWA	Van Amersfoort Racing	1:36.008	174.5



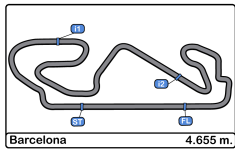


Circuito de Barcelona
Euroformula Open
Private test - 2
Event Best Maximum Speed



Nº	Entrant	Nat	Driver	Nat	Cat	Clas	Chassis - Engine	Team	Km/h	Session
12	DRIVEX	ESP	Glenn Van Berlo	NLD	R	1	Dallara F320 HWA	DRIVEX	244.3	Private test - 2
34	DRIVEX	ESP	Rafael Villagomez	MEX	R	2	Dallara F320 HWA	DRIVEX	242.1	Private test - 1
25	Van Amersfoort Racing	NLD	Alexandre Bardion	FRA			Dallara F320 HWA	Van Amersfoort Racing	241.0	Private test - 1
16	Van Amersfoort Racing	NLD	Andreas Estner	DEU			Dallara F320 HWA	Van Amersfoort Racing	241.0	Private test - 1
6	Carlin	GBR	Ido Cohen	ISR			Dallara F320 Spiess	Carlin	240.0	Private test - 1
31	Carlin	GBR	Zane Maloney	BRB	R	3	Dallara F320 Spiess	Carlin	240.0	Private test - 1
15	Van Amersfoort Racing	NLD	Sebastian Estner	DEU	R	4	Dallara F320 HWA	Van Amersfoort Racing	240.0	Private test - 1
26	Double R	GBR	Louis Foster	GBR			Dallara F320 HWA	Double R	239.4	Private test - 1
28	Team Motopark	DEU	Cameron Das	USA			Dallara F320 Spiess	Team Motopark	239.4	Private test - 1
99	Cryptotower Racing Team	JPN	Rui Andrade	AGO			Dallara F320 Spiess	Cryptotower Racing Team	238.9	Private test - 1
20	Cryptotower Racing Team	JPN	Yifei Ye	CHN			Dallara F320 Spiess	Cryptotower Racing Team	238.9	Private test - 1
69	Cryptotower Racing Team	JPN	Lukas Dunner	AUT			Dallara F320 Spiess	Cryptotower Racing Team	238.4	Private test - 1
33	Team Motopark	DEU	Manuel Maldonado	VEN			Dallara F320 Spiess	Team Motopark	237.8	Private test - 1
8	Double R	GBR	Matthias Lüthen	DEU	R	5	Dallara F320 HWA	Double R	237.3	Private test - 1
4	Team Motopark	DEU	Niklas Krütten	DEU	R	6	Dallara F320 Spiess	Team Motopark	235.8	Private test - 1





Circuito de Barcelona
Euroformula Open
Private test - 2
Pit Stop Analysis



4 Niklas Krütten R Team Motopark
 Dallara F320 Spiess

Nr.	In Day Time	In Time	Out Time	Pit Time	T. Pit Time	Handicap	Penalty
1	11:36:45.471	11:36:45.471	11:48:31.729	11:46.258	11:46.258		
2	11:56:59.246	11:56:59.246	12:05:49.312	8:50.066	20:36.324		

6 Ido Cohen Carlin
 Dallara F320 Spiess

Nr.	In Day Time	In Time	Out Time	Pit Time	T. Pit Time	Handicap	Penalty
1	11:18:06.988	11:18:06.988	11:46:18.482	28:11.494	28:11.494		
2	11:58:28.990	11:58:28.990	12:04:05.411	5:36.421	33:47.915		

8 Matthias Lüthen R Double R
 Dallara F320 HWA

Nr.	In Day Time	In Time	Out Time	Pit Time	T. Pit Time	Handicap	Penalty
1	11:31:53.538	11:31:53.538	11:36:22.695	4:29.157	4:29.157		
2	11:41:56.160	11:41:56.160	12:02:18.312	20:22.152	24:51.309		

12 Glenn Van Berlo R DRIVEX
 Dallara F320 HWA

Nr.	In Day Time	In Time	Out Time	Pit Time	T. Pit Time	Handicap	Penalty
1	11:08:39.099	11:08:39.099	11:12:04.042	3:24.943	3:24.943		
2	11:23:35.478	11:23:35.478	11:37:22.918	13:47.440	17:12.383		
3	11:51:12.490	11:51:12.490	12:04:33.175	13:20.685	30:33.068		

15 Sebastian Estner R Van Amersfoort Racing
 Dallara F320 HWA

Nr.	In Day Time	In Time	Out Time	Pit Time	T. Pit Time	Handicap	Penalty
1	11:24:55.206	11:24:55.206	11:37:26.554	12:31.348	12:31.348		
2	11:47:55.249	11:47:55.249	11:57:57.091	10:01.842	22:33.190		

16 Andreas Estner Van Amersfoort Racing
 Dallara F320 HWA

Nr.	In Day Time	In Time	Out Time	Pit Time	T. Pit Time	Handicap	Penalty
1	11:15:09.948	11:15:09.948	11:22:46.879	7:36.931	7:36.931		
2	11:30:53.248	11:30:53.248	11:38:05.479	7:12.231	14:49.162		
3	11:48:03.512	11:48:03.512	11:55:37.516	7:34.004	22:23.166		

20 Yifei Ye Cryptotower Racing Team
 Dallara F320 Spiess

Nr.	In Day Time	In Time	Out Time	Pit Time	T. Pit Time	Handicap	Penalty
1	11:26:41.866	11:26:41.866	11:35:45.953	9:04.087	9:04.087		
2	11:45:53.787	11:45:53.787	11:54:58.151	9:04.364	18:08.451		
3	12:03:37.574	12:03:37.574	12:08:48.067	5:10.493	23:18.944		

25 Alexandre Bardinon Van Amersfoort Racing
 Dallara F320 HWA

Nr.	In Day Time	In Time	Out Time	Pit Time	T. Pit Time	Handicap	Penalty
1	11:23:09.863	11:23:09.863	11:31:37.406	8:27.543	8:27.543		
2	11:45:15.014	11:45:15.014	12:01:18.825	16:03.811	24:31.354		

26 Louis Foster Double R
 Dallara F320 HWA

Nr.	In Day Time	In Time	Out Time	Pit Time	T. Pit Time	Handicap	Penalty
1	11:30:24.713	11:30:24.713	11:35:19.614	4:54.901	4:54.901		
2	11:47:10.326	11:47:10.326	11:54:51.783	7:41.457	12:36.358		

28 Cameron Das Team Motopark
 Dallara F320 Spiess

Nr.	In Day Time	In Time	Out Time	Pit Time	T. Pit Time	Handicap	Penalty
1	11:32:08.095	11:32:08.095	11:38:48.763	6:40.668	6:40.668		
2	11:47:18.440	11:47:18.440	12:05:20.711	18:02.271	24:42.939		

31 Zane Maloney R Carlin
 Dallara F320 Spiess

Nr.	In Day Time	In Time	Out Time	Pit Time	T. Pit Time	Handicap	Penalty
1	11:19:26.972	11:19:26.972	11:26:20.832	6:53.860	6:53.860		
2	11:32:58.696	11:32:58.696	11:43:28.223	10:29.527	17:23.387		
3	11:55:07.217	11:55:07.217	11:59:37.260	4:30.043	21:53.430		

33 Manuel Maldonado Team Motopark
 Dallara F320 Spiess

Nr.	In Day Time	In Time	Out Time	Pit Time	T. Pit Time	Handicap	Penalty
1	11:25:27.126	11:25:27.126	11:32:58.761	7:31.635	7:31.635		
2	11:43:13.992	11:43:13.992	11:45:51.030	2:37.038	10:08.673		
3	11:52:27.528	11:52:27.528	12:02:01.667	9:34.139	19:42.812		

34 Rafael Villagomez R DRIVEX
 Dallara F320 HWA

Nr.	In Day Time	In Time	Out Time	Pit Time	T. Pit Time	Handicap	Penalty
1	11:12:47.242	11:12:47.242	11:15:40.791	2:53.549	2:53.549		
2	11:29:29.281	11:29:29.281	11:34:29.283	5:00.002	7:53.551		
3	11:49:54.061	11:49:54.061	12:02:24.764	12:30.703	20:24.254		

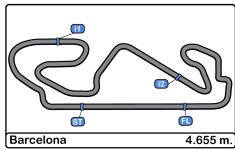
69 Lukas Dunner Cryptotower Racing Team
 Dallara F320 Spiess

Nr.	In Day Time	In Time	Out Time	Pit Time	T. Pit Time	Handicap	Penalty
1	11:31:18.078	11:31:18.078	11:35:50.039	4:31.961	4:31.961		
2	11:44:42.766	11:44:42.766	11:50:03.654	5:20.888	9:52.849		
3	11:55:12.799	11:55:12.799	11:59:46.637	4:33.838	14:26.687		
4	12:04:52.220	12:04:52.220	12:09:40.631	4:48.411	19:15.098		

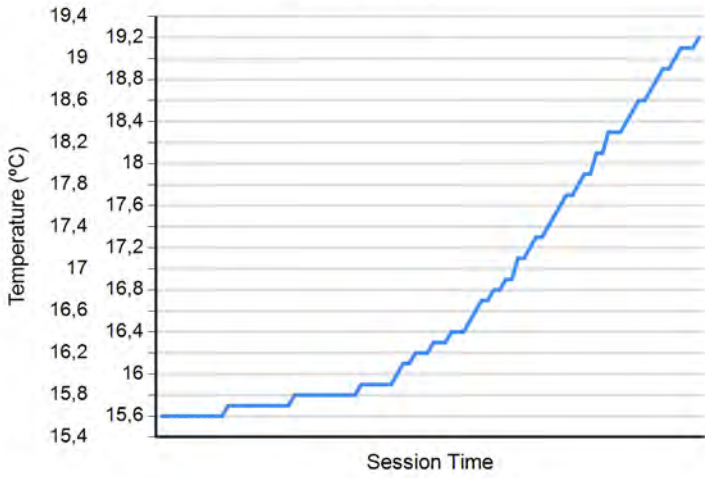
99 Rui Andrade Cryptotower Racing Team
 Dallara F320 Spiess

Nr.	In Day Time	In Time	Out Time	Pit Time	T. Pit Time	Handicap	Penalty
1	11:21:56.951	11:21:56.951	11:30:06.180	8:09.229	8:09.229		
2	11:36:41.353	11:36:41.353	11:50:28.621	13:47.268	21:56.497		
3	11:58:48.704	11:58:48.704	12:08:10.890	9:22.186	31:18.683		

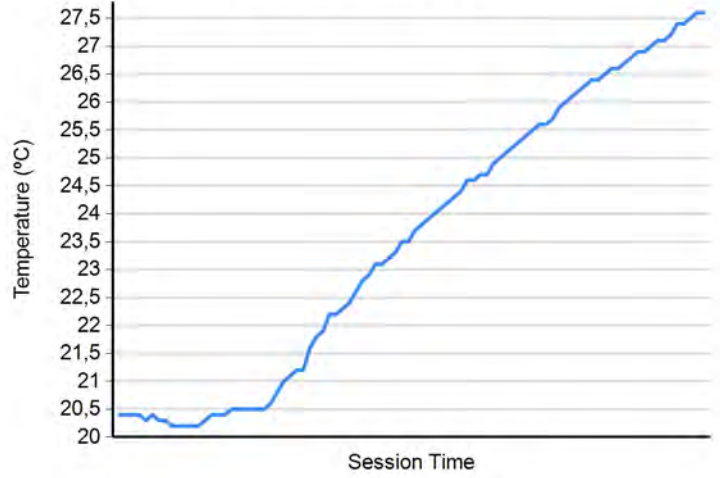




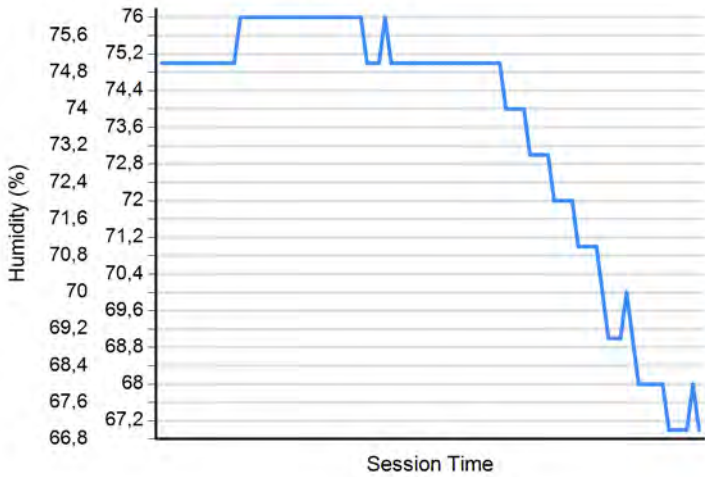
Air Temperature



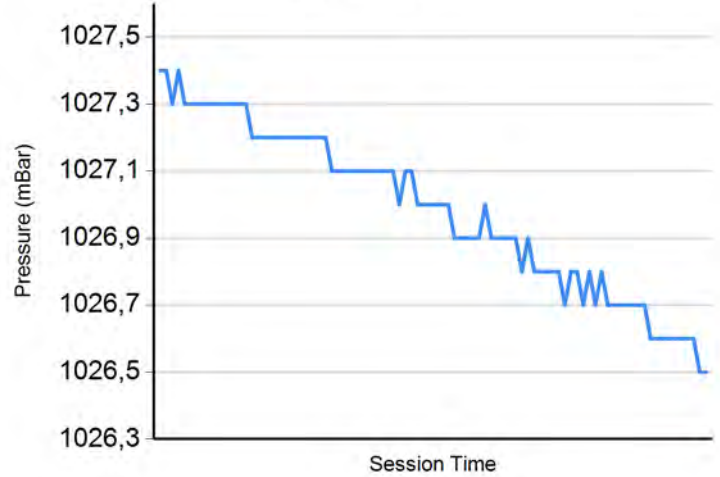
Track Temperature



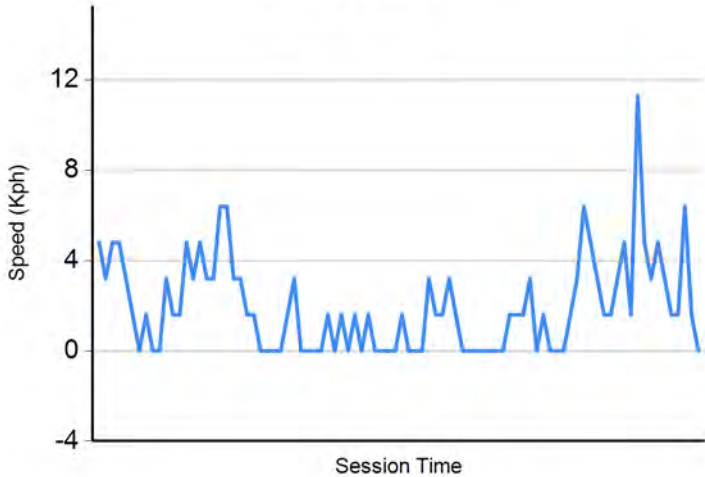
Humidity



Pressure

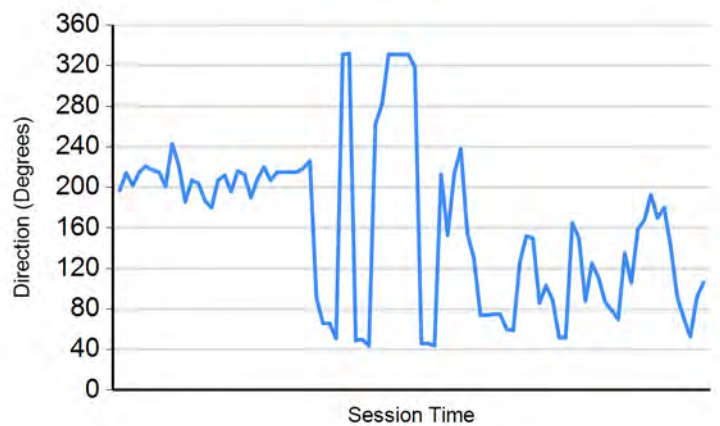


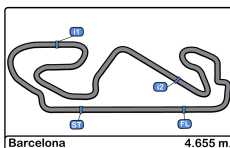
Wind Speed



Wind direction

North = 0°/360° Est = 90° South = 180° West = 270°





Circuito de Barcelona
Euroformula Open
Free Practice - 1
Provisional Results




Clas	Nº	Entrant	Nat	Driver	Nat	Cat	Clas	Chassis - Engine	Team	Laps	Best	Time	Gap	Interval	Km/h
1	16	Van Amersfoort Racing	NLD	Andreas Estner	DEU			Dallara F320 HWA	Van Amersfoort Racing	16	11	1:37.022			172.7
2	26	Double R	GBR	Louis Foster	GBR			Dallara F320 HWA	Double R	19	18	1:37.334	0.312	0.312	172.1
3	69	Cryptotower Racing Team	JPN	Lukas Dunner	AUT			Dallara F320 Spiess	Cryptotower Racing Team	15	11	1:37.541	0.519	0.207	171.8
4	28	Team Motopark	DEU	Cameron Das	USA			Dallara F320 Spiess	Team Motopark	16	13	1:37.859	0.837	0.318	171.2
5	20	Cryptotower Racing Team	JPN	Yifei Ye	CHN			Dallara F320 Spiess	Cryptotower Racing Team	18	13	1:37.918	0.896	0.059	171.1
6	31	Carlin	GBR	Zane Maloney	BRB	R	1	Dallara F320 Spiess	Carlin	18	17	1:37.981	0.959	0.063	171.0
7	25	Van Amersfoort Racing	NLD	Alexandre Bardion	FRA			Dallara F320 HWA	Van Amersfoort Racing	20	12	1:38.032	1.010	0.051	170.9
8	4	Team Motopark	DEU	Niklas Krütten	DEU	R	2	Dallara F320 Spiess	Team Motopark	18	15	1:38.116	1.094	0.084	170.7
9	12	DRIVEX	ESP	Glenn Van Berlo	NLD	R	3	Dallara F320 HWA	DRIVEX	19	17	1:38.146	1.124	0.030	170.7
10	33	Team Motopark	DEU	Manuel Maldonado	VEN			Dallara F320 Spiess	Team Motopark	17	10	1:38.258	1.236	0.112	170.5
11	15	Van Amersfoort Racing	NLD	Sebastian Estner	DEU	R	4	Dallara F320 HWA	Van Amersfoort Racing	15	14	1:38.380	1.358	0.122	170.3
12	99	Cryptotower Racing Team	JPN	Rui Andrade	AGO			Dallara F320 Spiess	Cryptotower Racing Team	19	15	1:38.486	1.464	0.106	170.1
13	34	DRIVEX	ESP	Rafael Villagomez	MEX	R	5	Dallara F320 HWA	DRIVEX	22	15	1:38.488	1.466	0.002	170.1
14	6	Carlin	GBR	Ido Cohen	ISR			Dallara F320 Spiess	Carlin	11	10	1:39.336	2.314	0.848	168.7
15	8	Double R	GBR	Matthias Lüthen	DEU	R	6	Dallara F320 HWA	Double R	18	13	1:39.824	2.802	0.488	167.8

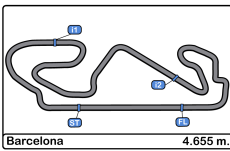
CAR 12 TIME 1:41.552 DELETED TRACK LIMITS AT T 15

Published at:.....

Track Temp: 30.0 °C Air Temp: 22.2 °C Humidity: 60 % Track Status: DRY

Stewards:	Race Director:	Timekeeper: 
-----------	----------------	---





Circuito de Barcelona
Euroformula Open
Free Practice - 1
Provisional Results by Class



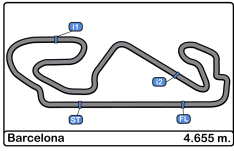
Clas	Nº	Entrant	Nat	Driver	Nat	Cat	Clas	Chassis - Engine	Team	Laps	Best	Time	Gap	Interval	Km/h
1	16	Van Amersfoort	NLD	Andreas Estner	DEU			Dallara F320 HWA	Van Amersfoort	16	11	1:37.022			172.7
2	26	Double R	GBR	Louis Foster	GBR			Dallara F320 HWA	Double R	19	18	1:37.334	0.312	0.312	172.1
3	69	Cryptotower Racing	JPN	Lukas Dunner	AUT			Dallara F320 Spiess	Cryptotower Racing	15	11	1:37.541	0.519	0.207	171.8
4	28	Team Motopark	DEU	Cameron Das	USA			Dallara F320 Spiess	Team Motopark	16	13	1:37.859	0.837	0.318	171.2
5	20	Cryptotower Racing	JPN	Yifei Ye	CHN			Dallara F320 Spiess	Cryptotower Racing	18	13	1:37.918	0.896	0.059	171.1
6	25	Van Amersfoort	NLD	Alexandre Bardinon	FRA			Dallara F320 HWA	Van Amersfoort	20	12	1:38.032	1.010	0.114	170.9
7	33	Team Motopark	DEU	Manuel Maldonado	VEN			Dallara F320 Spiess	Team Motopark	17	10	1:38.258	1.236	0.226	170.5
8	99	Cryptotower Racing	JPN	Rui Andrade	AGO			Dallara F320 Spiess	Cryptotower Racing	19	15	1:38.486	1.464	0.228	170.1
9	6	Carlin	GBR	Ido Cohen	ISR			Dallara F320 Spiess	Carlin	11	10	1:39.336	2.314	0.850	168.7
Rookie															
1	31	Carlin	GBR	Zane Maloney	BRB	R	1	Dallara F320 Spiess	Carlin	18	17	1:37.981			171.0
2	4	Team Motopark	DEU	Niklas Krütten	DEU	R	2	Dallara F320 Spiess	Team Motopark	18	15	1:38.116	0.135	0.135	170.7
3	12	DRIVEX	ESP	Glenn Van Berlo	NLD	R	3	Dallara F320 HWA	DRIVEX	19	17	1:38.146	0.165	0.030	170.7
4	15	Van Amersfoort	NLD	Sebastian Estner	DEU	R	4	Dallara F320 HWA	Van Amersfoort	15	14	1:38.380	0.399	0.234	170.3
5	34	DRIVEX	ESP	Rafael Villagomez	MEX	R	5	Dallara F320 HWA	DRIVEX	22	15	1:38.488	0.507	0.108	170.1
6	8	Double R	GBR	Matthias Lüthen	DEU	R	6	Dallara F320 HWA	Double R	18	13	1:39.824	1.843	1.336	167.8

Published at:.....

Track Temp: 30.0 °C Air Temp: 22.2 °C Humidity: 60 % Track Status: DRY

Stewards:	Race Director:	Timekeeper: 
------------------	-----------------------	--





Circuit de Barcelona
Euroformula Open
Free Practice - 1
Lap Analysis



4

Niklas Krütten

Dallara F320 Spiess

12

Glenn Van Berlo

Dallara F320 HWA

R

Team Motopark

R

DRIVEX

Lap	D	Time	Sector 1	Sector 2	Sector 3	T. Spd	Elapsed	Lap	D	Time	Sector 1	Sector 2	Sector 3	T. Spd	Elapsed
1		14:25:10.370 P	14:23:49.736	39.834	40.800	170.8	14:25:10.370	1		14:22:56.533	14:21:44.039	39.477	33.017	181.2	14:22:56.533
2		2:29.278 P	1:10.693	38.392	40.193	177.0	14:27:39.648	2		4:41.522	29.578	37.895	34.049	230.2	14:24:38.055
3		2:18.431	1:08.509	37.276	32.646	179.1	14:29:58.079	3		1:40.538	29.830	37.735	32.973	230.7	14:26:18.593
4		1:41.709	29.608	39.203	32.898	227.3	14:31:39.788	4		1:39.254	29.479	37.157	32.618	232.2	14:27:57.847
5		1:39.015	29.435	37.132	32.448	229.2	14:33:18.803	5		1:39.036	29.276	37.186	32.574	234.2	14:29:36.883
6		1:38.507	29.341	36.726	32.440	229.2	14:34:57.310	6		1:38.659	29.163	36.963	32.533	233.2	14:31:15.542
7		1:38.860	29.318	37.077	32.465	228.8	14:36:36.170	7		1:38.722	29.142	37.126	32.454	235.2	14:32:54.264
8		1:38.528	29.317	36.776	32.435	229.7	14:38:14.698	8		1:39.327	29.040	37.733	32.554	234.7	14:34:33.591
9		1:39.354	29.183	37.655	32.516	228.8	14:39:54.052	9		1:39.010	29.144	37.303	32.563	234.2	14:36:12.601
10		1:38.626	29.198	36.817	32.611	230.2	14:41:32.678	10		1:38.691	29.168	37.041	32.482	233.2	14:37:51.292
11		1:38.538	29.205	36.940	32.393	229.7	14:43:11.216	11		1:38.620	29.178	36.981	32.461	233.7	14:39:29.912
12		1:38.319	29.144	36.785	32.390	229.7	14:44:49.535	12		1:38.287	29.011	36.896	32.380	234.7	14:41:08.199
13		1:38.164	29.124	36.684	32.356	231.2	14:46:27.699	13		1:38.273	28.993	36.885	32.395	234.2	14:42:46.472
14		1:38.202	29.151	36.637	32.414	231.2	14:48:05.901	14		1:38.548	28.975	36.811	32.762	235.2	14:44:25.020
15		1:38.116	29.017	36.713	32.386	232.2	14:49:44.017	15		1:38.327	29.021	36.860	32.446	235.2	14:46:03.347
16		1:45.334 P	29.368	37.119	38.847	231.2	14:51:29.351	16		1:38.660	28.915	37.335	32.410	234.7	14:47:42.007
17		4:05.816 P	2:41.696	43.236	40.884	181.8	14:55:35.167	17		1:38.146	28.845	36.867	32.434	235.8	14:49:20.153
18		2:28.159 P	1:09.540	38.854	39.765	181.5	14:58:03.326	18		1:38.557	28.929	37.031	32.597	235.2	14:50:58.710
19		1:42.124 P						19		1:42.124 P	28.930	36.970	36.224	235.8	14:52:40.834

6

Ido Cohen

Dallara F320 Spiess

15

Sebastian Estner

Dallara F320 HWA

Carlin

R

Van Amersfoort Racing

Lap	D	Time	Sector 1	Sector 2	Sector 3	T. Spd	Elapsed	Lap	D	Time	Sector 1	Sector 2	Sector 3	T. Spd	Elapsed
1		14:22:18.906	14:21:01.445	41.712	35.749	155.8	14:22:18.906	1		14:21:55.946	14:20:42.682	38.923	34.341	180.0	14:21:55.946
2		1:48.930	31.121	39.966	37.843	214.2	14:24:07.836	2		1:41.422	30.156	38.108	33.158	237.3	14:23:37.368
3		1:40.352	29.669	37.589	33.094	227.8	14:25:48.188	3		1:39.463	29.665	37.068	32.730	229.7	14:25:16.831
4		1:40.010	29.423	37.525	33.062	230.2	14:27:28.198	4		1:39.295	29.477	37.115	32.703	230.7	14:26:56.126
5		1:39.641	29.316	37.111	33.214	231.2	14:29:07.839	5		1:38.801	29.208	36.952	32.641	231.2	14:28:34.927
6		1:53.878 P	29.263	38.585	46.030	231.2	14:31:01.717	6		1:39.119	29.135	37.187	32.797	232.2	14:30:14.046
7		24:54.006	23:36.618	42.303	35.085	176.1	14:55:55.723	7		1:46.263 P	29.151	36.848	40.264	232.2	14:32:00.309
8		1:40.209	29.775	37.510	32.924	229.2	14:57:35.932	8		12:29.572	11:18.386	37.424	33.762	167.1	14:44:29.881
9		1:39.491	29.346	37.178	32.967	232.2	14:59:15.423	9		1:38.466	29.192	36.721	32.553	230.2	14:46:08.347
10		1:39.336	29.196	37.173	32.967	233.2	15:00:54.759	10		1:46.757 P	29.175	37.124	40.458	230.2	14:47:55.104
11		1:50.287 P	29.211	39.299	41.777	232.2	15:02:45.046	11		6:23.706	5:11.872	38.843	32.991	150.2	14:54:18.810
12								12		1:40.615	29.373	37.374	33.868	227.8	14:55:59.425
13								13		1:38.438	29.237	36.893	32.308	229.2	14:57:37.863
14								14		1:38.380	28.997	36.817	32.566	232.7	14:59:16.243
15								15		1:47.476 P	28.880	37.069	41.527	236.3	15:01:03.719

8

Matthias Lüthen

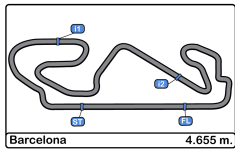
Dallara F320 HWA

R

Double R

Lap	D	Time	Sector 1	Sector 2	Sector 3	T. Spd	Elapsed
1		14:22:06.597	14:20:48.653	42.618	35.326	172.2	14:22:06.597
2		1:44.006	30.594	39.206	34.206	228.3	14:23:50.603
3		1:41.818	29.849	38.376	33.593	230.2	14:25:32.421
4		1:41.537	29.686	37.926	33.925	232.7	14:27:13.958
5		1:40.887	29.527	37.914	33.446	233.2	14:28:54.845
6		1:43.575	31.857	38.290	33.428	225.0	14:30:38.420
7		1:40.583	29.371	37.938	33.274	232.2	14:32:19.003
8		1:50.358 P	29.464	37.978	42.916	233.2	14:34:09.361
9		6:24.100	5:06.230	39.822	38.048	173.3	14:40:33.461
10		1:40.231	29.483	37.656	33.092	233.2	14:42:13.692
11		1:39.975	29.251	37.475	33.249	234.2	14:43:53.667
12		1:40.568	29.151	38.094	33.323	235.8	14:45:34.235
13		1:39.824	29.168	37.375	33.281	233.7	14:47:14.059
14		1:41.204	29.197	38.714	33.293	233.7	14:48:55.263
15		1:52.950	33.220	45.915	33.815	233.7	14:50:48.213
16		1:39.863	29.291	37.531	33.041	232.7	14:52:28.076
17		1:40.235	29.386	37.645	33.204	233.7	14:54:08.311
18		2:03.146 P	29.644	41.688	51.814	233.2	14:56:11.457





Circuit de Barcelona
Euroformula Open
Free Practice - 1
Lap Analysis



16

Andreas Estner

Dallara F320 HWA

25

Alexandre Bardinon

Dallara F320 HWA

Van Amersfoort Racing

Van Amersfoort Racing

Lap	D	Time	Sector 1	Sector 2	Sector 3	T. Spd	Elapsed	Lap	D	Time	Sector 1	Sector 2	Sector 3	T. Spd	Elapsed
1		14:22:10.033	14:20:56.387	40.085	33.561	161.1	14:22:10.033	1		14:21:58.593	14:20:42.174	42.106	34.313	160.4	14:21:58.593
2		1:49.892	31.532	39.196	39.164	197.0	14:23:59.925	2		1:45.414	30.530	40.241	34.643	232.7	14:23:44.007
3		1:39.265	29.715	37.113	32.437	228.8	14:25:39.190	3		1:42.599	29.565	40.126	32.908	233.7	14:25:26.606
4		1:38.291	29.113	36.643	32.535	232.2	14:27:17.481	4		1:38.907	29.193	36.934	32.780	233.7	14:27:05.513
5		1:38.057	28.993	36.571	32.493	233.7	14:28:55.538	5		1:39.558	28.994	37.367	33.197	234.7	14:28:45.071
6		1:42.115 P	28.891	36.526	36.698	233.2	14:30:37.653	6		1:38.497	28.902	36.847	32.748	235.2	14:30:23.568
7		9:25.532	8:14.061	38.551	32.920	176.1	14:40:03.185	7		1:46.327 P	28.884	36.763	40.680	235.2	14:32:09.895
8		1:38.324	29.228	36.694	32.402	229.2	14:41:41.509	8		9:52.691	8:36.877	39.715	36.099	159.2	14:42:02.586
9		1:37.865	29.018	36.582	32.265	231.7	14:43:19.374	9		1:43.275	29.816	38.806	34.653	233.2	14:43:45.861
10		1:37.480	28.879	36.371	32.230	233.7	14:44:56.854	10		1:39.361	29.429	37.229	32.703	233.2	14:45:25.222
11		1:37.022	28.663	36.258	32.101	236.3	14:46:33.876	11		1:38.457	28.979	36.835	32.643	235.2	14:47:03.679
12		1:41.654 P	28.651	36.949	36.054	235.2	14:48:15.530	12		1:38.032	28.847	36.710	32.475	235.2	14:48:41.711
13		9:10.842	7:59.086	38.876	32.880	171.1	14:57:26.372	13		1:42.345	28.961	40.445	32.939	236.3	14:50:24.056
14		1:38.300	29.131	36.764	32.405	230.7	14:59:04.672	14		1:38.586	29.049	36.937	32.600	234.7	14:52:02.642
15		1:37.553	28.927	36.464	32.162	232.7	15:00:42.225	15		1:38.190	28.909	36.784	32.497	235.2	14:53:40.832
16		1:41.926 P	28.814	36.483	36.629	234.2	15:02:24.151	16		1:41.351	29.243	36.891	35.217	235.8	14:55:22.183

20

Yifei Ye

Dallara F320 Spiess

Cryptotower Racing Team

Lap	D	Time	Sector 1	Sector 2	Sector 3	T. Spd	Elapsed
1		14:28:53.689 P	14:27:30.560	40.401	42.728	168.2	14:28:53.689
2		2:27.565 P	1:02.392	38.741	46.432	179.1	14:31:21.254
3		2:23.620	1:02.824	44.077	36.719	180.9	14:33:44.874
4		1:39.761	30.064	37.182	32.515	225.9	14:35:24.635
5		1:38.999	29.476	37.011	32.512	226.8	14:37:03.634
6		1:38.593	29.347	36.883	32.363	229.2	14:38:42.227
7		1:39.052	29.945	36.755	32.352	229.2	14:40:21.279
8		1:38.328	29.179	36.917	32.232	229.2	14:41:59.607
9		1:38.188	29.190	36.735	32.263	229.7	14:43:37.795
10		1:39.399	30.079	37.103	32.217	215.5	14:45:17.194
11		1:37.926	29.070	36.710	32.146	232.7	14:46:55.120
12		1:37.919	28.982	36.710	32.227	232.2	14:48:33.039
13		1:37.918	29.014	36.702	32.202	233.2	14:50:10.957
14		1:38.008	28.949	36.686	32.373	233.2	14:51:48.965
15		1:38.038	29.029	36.656	32.353	232.7	14:53:27.003
16		1:47.659 P	29.089	37.042	41.528	231.2	14:55:14.662
17		5:21.992	4:12.550	36.966	32.476	187.5	15:00:36.654
18		1:43.957 P	29.264	36.765	37.928	230.2	15:02:20.611

26

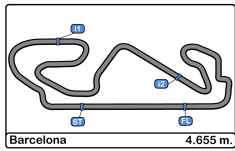
Louis Foster

Dallara F320 HWA

Double R

Lap	D	Time	Sector 1	Sector 2	Sector 3	T. Spd	Elapsed
1		14:22:03.865	14:20:48.297	39.777	35.791	187.1	14:22:03.865
2		1:44.649	29.555	37.805	37.289	230.2	14:23:48.514
3		1:38.876	29.447	37.040	32.389	231.2	14:25:27.390
4		1:42.018	29.067	37.023	35.928	236.8	14:27:09.408
5		1:51.031 P	28.995	36.707	45.329	234.2	14:29:00.439
6		8:12.159	6:57.591	38.523	36.045	186.5	14:37:12.598
7		1:38.773	29.266	36.956	32.551	233.2	14:38:51.371
8		1:40.863	29.020	36.674	35.169	233.7	14:40:32.234
9		1:38.225	29.046	36.750	32.429	234.2	14:42:10.459
10		1:38.002	28.834	36.556	32.612	235.2	14:43:48.461
11		1:42.769 P	28.847	36.567	37.355	236.8	14:45:31.230
12		5:20.642	4:08.338	38.816	33.488	181.8	14:50:51.872
13		1:42.753	29.950	38.105	34.698	233.2	14:52:34.625
14		1:37.747	29.085	36.454	32.208	233.7	14:54:12.372
15		1:37.475	28.824	36.568	32.083	235.8	14:55:49.847
16		1:42.357	28.807	37.315	36.235	234.7	14:57:32.204
17		1:37.533	28.840	36.462	32.231	235.8	14:59:09.737
18		1:37.334	28.716	36.424	32.194	236.3	15:00:47.071
19		1:41.721 P	28.727	36.421	36.573	235.8	15:02:28.792





Circuit de Barcelona
Euroformula Open
Free Practice - 1
Lap Analysis



28

Cameron Das

Dallara F320 Spiess

33

Manuel Maldonado

Dallara F320 Spiess

Team Motopark

Team Motopark

Lap	D	Time	Sector 1	Sector 2	Sector 3	T. Spd	Elapsed	Lap	D	Time	Sector 1	Sector 2	Sector 3	T. Spd	Elapsed
1		14:25:00.370 P	14:23:42.146	39.714	38.510	174.7	14:25:00.370	1		14:29:11.900 P	14:27:50.359	41.296	40.245	178.5	14:29:11.900
2		2:15.154 P	1:00.731	37.357	37.066	177.6	14:27:15.524	2		2:22.326 P	1:05.173	38.555	38.598	176.4	14:31:34.226
3		2:09.771	59.711	37.249	32.811	180.0	14:29:25.295	3		2:13.531	1:02.835	37.752	32.944	178.2	14:33:47.757
4		1:38.848	29.552	36.930	32.366	228.3	14:31:04.143	4		1:39.424	29.519	37.414	32.491	231.2	14:35:27.181
5		1:38.778	29.322	37.007	32.449	230.7	14:32:42.921	5		1:39.593	30.117	36.987	32.489	230.2	14:37:06.774
6		1:38.580	29.231	36.847	32.502	229.7	14:34:21.501	6		1:38.851	29.315	36.890	32.646	230.7	14:38:45.625
7		1:38.877	29.407	37.015	32.455	229.7	14:36:00.378	7		1:38.656	29.221	36.895	32.540	232.7	14:40:24.281
8		1:38.629	29.354	36.827	32.448	228.3	14:37:39.007	8		1:40.032	30.263	37.127	32.642	232.7	14:42:04.313
9		1:38.421	29.264	36.811	32.346	229.2	14:39:17.428	9		1:38.703	29.047	37.130	32.526	236.3	14:43:43.016
10		1:38.302	29.133	36.738	32.431	230.2	14:40:55.730	10		1:38.258	29.054	36.815	32.389	233.7	14:45:21.274
11		1:38.261	29.119	36.743	32.399	230.2	14:42:33.991	11		1:38.543	29.089	36.996	32.458	233.2	14:46:59.817
12		1:38.079	29.080	36.663	32.336	230.7	14:44:12.070	12		1:38.475	29.098	36.911	32.466	232.7	14:48:38.292
13		1:37.859	28.991	36.643	32.225	232.7	14:45:49.929	13		1:38.540	29.069	36.821	32.650	234.7	14:50:16.832
14		1:37.915	29.012	36.508	32.395	231.7	14:47:27.844	14		1:38.600	29.057	36.890	32.653	232.2	14:51:55.432
15		1:43.386 P	29.082	36.742	37.562	233.2	14:49:11.230	15		1:38.705	29.099	36.994	32.612	234.2	14:53:34.137
16		4:47.470 P	3:15.696	47.966	43.808	180.9	14:53:58.700	16		1:48.224 P	29.194	38.289	40.741	233.7	14:55:22.361
17		4:36.418 P	3:17.216					17		3:17.216 P	37.891	41.311	183.3	14:59:58.779	

31

Zane Maloney

Dallara F320 Spiess

34

Rafael Villagomez

Dallara F320 HWA

R

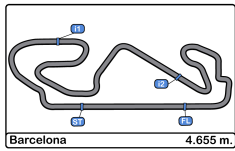
Carlin

R

DRIVEX

Lap	D	Time	Sector 1	Sector 2	Sector 3	T. Spd	Elapsed	Lap	D	Time	Sector 1	Sector 2	Sector 3	T. Spd	Elapsed
1		14:21:55.557	14:20:40.433	40.777	34.347	169.8	14:21:55.557	1		14:23:06.598	14:21:50.780	41.343	34.475	175.6	14:23:06.598
2		1:46.229	30.470	41.357	34.402	226.8	14:23:41.786	2		1:42.609	30.443	38.478	33.688	232.2	14:24:49.207
3		1:39.940	29.878	37.317	32.745	232.2	14:25:21.726	3		1:40.771	29.812	37.568	33.391	233.7	14:26:29.978
4		1:39.168	29.379	37.145	32.644	231.2	14:27:00.894	4		1:57.637 P	32.973	40.605	44.059	212.1	14:28:27.615
5		1:38.961	29.313	36.974	32.674	233.7	14:28:39.855	5		4:07.478 P	2:50.090	38.432	38.956	177.3	14:32:35.093
6		1:38.679	29.244	36.848	32.587	233.2	14:30:18.534	6		2:08.079	58.013	37.431	32.635	173.9	14:34:43.172
7		1:38.750	29.178	36.940	32.632	232.7	14:31:57.284	7		1:39.285	29.446	37.032	32.807	233.2	14:36:22.457
8		1:43.717 P	29.179	37.328	37.210	231.2	14:33:41.001	8		1:39.362	29.319	37.028	33.015	233.7	14:38:01.819
9		8:22.477	7:07.632	41.167	33.678	171.7	14:42:03.478	9		1:38.990	29.207	37.012	32.771	233.2	14:39:40.809
10		1:48.088	31.219	39.054	37.815	206.5	14:43:51.566	10		1:39.255	29.338	37.190	32.727	232.7	14:41:20.064
11		1:38.741	29.506	36.870	32.365	231.2	14:45:30.307	11		1:38.833	29.205	36.898	32.730	234.2	14:42:58.897
12		1:37.988	29.152	36.641	32.195	234.2	14:47:08.295	12		1:40.023	29.115	38.039	32.869	236.3	14:44:38.920
13		1:38.019	29.015	36.643	32.361	235.8	14:48:46.314	13		1:38.849	29.186	36.954	32.709	237.8	14:46:17.769
14		1:38.256	28.978	36.704	32.574	236.3	14:50:24.570	14		1:40.052	29.000	36.909	34.143	236.8	14:47:57.821
15		1:42.789	28.933	40.167	33.689	237.3	14:52:07.359	15		1:38.488	28.962	36.952	32.574	236.8	14:49:36.309
16		1:38.078	29.160	36.620	32.298	236.8	14:53:45.437	16		1:38.649	29.050	37.004	32.595	236.8	14:51:14.958
17		1:37.981	28.922	36.707	32.352	236.8	14:55:23.418	17		1:38.778	29.045	37.022	32.711	235.8	14:52:53.736
18		1:43.864 P	28.886	36.821	38.157	234.2	14:57:07.282	18		1:38.590	28.985	36.844	32.761	237.8	14:54:32.326
								19		1:39.784	29.513	37.214	33.057	232.2	14:56:12.110
								20		1:38.871	29.129	36.967	32.775	235.8	14:57:50.981
								21		1:39.091	29.225	37.051	32.815	236.8	14:59:30.072
								22		1:48.273 P	31.094	38.729	38.450	223.6	15:01:18.345





Circuit de Barcelona
Euroformula Open
Free Practice - 1
Lap Analysis



69

Lukas Dunner

Dallara F320 Spiess

Cryptotower Racing Team

Lap	D	Time	Sector 1	Sector 2	Sector 3	T. Spd	Elapsed
1		14:28:56.203 P	14:27:31.766	41.775	42.662	178.8	14:28:56.203
2		2:28.685 P	1:12.091	38.049	38.545	177.6	14:31:24.888
3		2:20.497	1:05.540	38.879	36.078	180.3	14:33:45.385
4		1:40.003	29.846	37.535	32.622	232.7	14:35:25.388
5		1:38.871	29.311	36.976	32.584	233.7	14:37:04.259
6		1:38.707	29.211	36.928	32.568	234.2	14:38:42.966
7		1:38.987	29.528	36.920	32.539	233.7	14:40:21.953
8		1:38.263	29.007	36.808	32.448	234.7	14:42:00.216
9		1:38.203	28.989	36.890	32.324	235.2	14:43:38.419
10		1:37.590	28.937	36.476	32.177	232.7	14:45:16.009
11		1:37.541	28.994	36.442	32.105	232.2	14:46:53.550
12		1:37.892	29.073	36.607	32.212	231.7	14:48:31.442
13		1:37.617	28.910	36.488	32.219	233.2	14:50:09.059
14		1:37.695	28.932	36.583	32.180	231.7	14:51:46.754
15		1:48.814 P	28.976	39.332	40.506	231.7	14:53:35.568

99

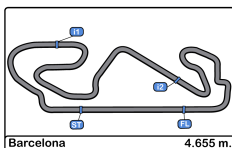
Rui Andrade

Dallara F320 Spiess

Cryptotower Racing Team

Lap	D	Time	Sector 1	Sector 2	Sector 3	T. Spd	Elapsed
1		14:26:54.960 P	14:25:32.862	39.502	42.596	177.6	14:26:54.960
2		2:17.267	1:04.649	38.180	34.438	178.2	14:29:12.227
3		1:39.773	29.635	37.216	32.922	229.7	14:30:52.000
4		1:42.592	29.661	39.871	33.060	229.7	14:32:34.592
5		1:39.460	29.447	37.168	32.845	230.2	14:34:14.052
6		1:39.077	29.233	37.168	32.676	229.7	14:35:53.129
7		1:39.520	29.315	37.203	33.002	229.2	14:37:32.649
8		1:39.076	29.353	36.953	32.770	229.7	14:39:11.725
9		1:38.853	29.238	37.012	32.603	230.2	14:40:50.578
10		1:38.840	29.307	37.010	32.523	230.7	14:42:29.418
11		1:38.791	29.253	36.871	32.667	230.7	14:44:08.209
12		1:38.563	29.090	36.863	32.610	230.7	14:45:46.772
13		1:38.603	29.044	36.836	32.723	231.2	14:47:25.375
14		1:39.614	29.117	37.844	32.653	232.2	14:49:04.989
15		1:38.486	29.008	36.923	32.555	232.7	14:50:43.475
16		1:46.871 P	29.038	37.144	40.689	232.2	14:52:30.346
17		3:09.548	1:58.705	37.395	33.448	181.2	14:55:39.894
18		1:46.126 P	29.197	37.443	39.486	230.7	14:57:26.020
19		2:25.530 P	1:05.596	37.985	41.949	181.8	14:59:51.550



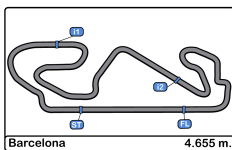


Circuito de Barcelona
Euroformula Open
Free Practice - 1
Best Sectors Results



Sector - 1				Sector - 2				Sector - 3				Ideal Lap vs Best Lap				
Clas	Nº	Driver	Time	Nº	Driver	Time	Nº	Driver	Time	Clas	Nº	Driver	Ideal Lap	Best Lap	Clas	
1	16	Andreas Estner	28.651	16	Andreas Estner	36.258	26	Louis Foster	32.083	1	16	Andreas Estner	1:37.010	1:37.022	1	
2	26	Louis Foster	28.716	26	Louis Foster	36.421	16	Andreas Estner	32.101	2	26	Louis Foster	1:37.220	1:37.334	2	
3	12	Glenn Van Berlo	28.845	69	Lukas Dunner	36.442	69	Lukas Dunner	32.105	3	69	Lukas Dunner	1:37.457	1:37.541	3	
4	25	Alexandre Bardinon	28.847	28	Cameron Das	36.508	20	Yifei Ye	32.146	4	31	Zane Maloney	1:37.701	1:37.981	6	
5	15	Sebastian Estner	28.880	31	Zane Maloney	36.620	31	Zane Maloney	32.195	5	28	Cameron Das	1:37.724	1:37.859	4	
6	31	Zane Maloney	28.886	4	Niklas Krütten	36.637	28	Cameron Das	32.225	6	20	Yifei Ye	1:37.751	1:37.918	5	
7	69	Lukas Dunner	28.910	20	Yifei Ye	36.656	15	Sebastian Estner	32.308	7	15	Sebastian Estner	1:37.909	1:38.380	11	
8	20	Yifei Ye	28.949	25	Alexandre Bardinon	36.710	4	Niklas Krütten	32.356	8	4	Niklas Krütten	1:38.010	1:38.116	8	
9	34	Rafael Villagomez	28.962	15	Sebastian Estner	36.721	12	Glenn Van Berlo	32.380	9	25	Alexandre Bardinon	1:38.032	1:38.032	7	
10	28	Cameron Das	28.991	12	Glenn Van Berlo	36.811	33	Manuel Maldonado	32.389	10	12	Glenn Van Berlo	1:38.036	1:38.146	9	
11	99	Rui Andrade	29.008	33	Manuel Maldonado	36.815	25	Alexandre Bardinon	32.475	11	33	Manuel Maldonado	1:38.251	1:38.258	10	
12	4	Niklas Krütten	29.017	99	Rui Andrade	36.836	99	Rui Andrade	32.523	12	99	Rui Andrade	1:38.367	1:38.486	12	
13	33	Manuel Maldonado	29.047	34	Rafael Villagomez	36.844	34	Rafael Villagomez	32.574	13	34	Rafael Villagomez	1:38.380	1:38.488	13	
14	8	Matthias Lüthen	29.151	6	Ido Cohen	37.111	6	Ido Cohen	32.924	14	6	Ido Cohen	1:39.231	1:39.336	14	
15	6	Ido Cohen	29.196	8	Matthias Lüthen	37.375	8	Matthias Lüthen	33.041	15	8	Matthias Lüthen	1:39.567	1:39.824	15	



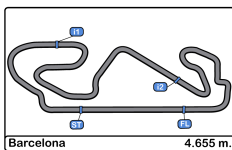


Circuito de Barcelona
Euroformula Open
Free Practice - 1
Best 5 Lap Times



Cls	Nº	Entrant	Nat	Driver	Nat	Cat	Cls	Chassis - Engine	Team	Best 1		Best 2		Best 3		Best 4		Best 5	
										Time	Lap	Time	Lap	Time	Lap	Time	Lap	Time	Lap
1	16	Van Amersfoort Racing		Andreas Estner				Dallara F320 HWA	Van Amersfoort Racing	1:37.022	11	1:37.480	10	1:37.553	15	1:37.865	9	1:38.057	5
2	26	Double R		Louis Foster				Dallara F320 HWA	Double R	1:37.334	18	1:37.475	15	1:37.533	17	1:37.747	14	1:38.002	10
3	69	Cryptotower Racing		Lukas Dunner				Dallara F320 Spiess	Cryptotower Racing	1:37.541	11	1:37.590	10	1:37.617	13	1:37.695	14	1:37.892	12
4	28	Team Motopark		Cameron Das				Dallara F320 Spiess	Team Motopark	1:37.859	13	1:37.915	14	1:38.079	12	1:38.261	11	1:38.302	10
5	20	Cryptotower Racing		Yifei Ye				Dallara F320 Spiess	Cryptotower Racing	1:37.918	13	1:37.919	12	1:37.926	11	1:38.008	14	1:38.038	15
6	31	Carlin		Zane Maloney		R	1	Dallara F320 Spiess	Carlin	1:37.981	17	1:37.988	12	1:38.019	13	1:38.078	16	1:38.256	14
7	25	Van Amersfoort Racing		Alexandre Bardinon				Dallara F320 HWA	Van Amersfoort Racing	1:38.032	12	1:38.190	15	1:38.312	17	1:38.457	11	1:38.497	6
8	4	Team Motopark		Niklas Krütten		R	2	Dallara F320 Spiess	Team Motopark	1:38.116	15	1:38.164	13	1:38.202	14	1:38.319	12	1:38.507	6
9	12	DRIVEX		Glenn Van Berlo		R	3	Dallara F320 HWA	DRIVEX	1:38.146	17	1:38.273	13	1:38.287	12	1:38.327	15	1:38.548	14
10	33	Team Motopark		Manuel Maldonado				Dallara F320 Spiess	Team Motopark	1:38.258	10	1:38.475	12	1:38.540	13	1:38.543	11	1:38.600	14
11	15	Van Amersfoort Racing		Sebastian Estner		R	4	Dallara F320 HWA	Van Amersfoort Racing	1:38.380	14	1:38.438	13	1:38.466	9	1:38.801	5	1:39.119	6
12	99	Cryptotower Racing		Rui Andrade				Dallara F320 Spiess	Cryptotower Racing	1:38.486	15	1:38.563	12	1:38.603	13	1:38.791	11	1:38.840	10
13	34	DRIVEX		Rafael Villagomez		R	5	Dallara F320 HWA	DRIVEX	1:38.488	15	1:38.590	18	1:38.649	16	1:38.778	17	1:38.833	11
14	6	Carlin		Ido Cohen				Dallara F320 Spiess	Carlin	1:39.336	10	1:39.491	9	1:39.641	5	1:40.010	4	1:40.209	8
15	8	Double R		Matthias Lüthen		R	6	Dallara F320 HWA	Double R	1:39.824	13	1:39.863	16	1:39.975	11	1:40.231	10	1:40.235	17



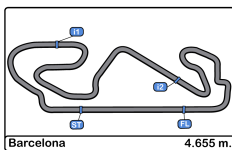


Circuito de Barcelona
Euroformula Open
Free Practice - 1
Best 5 Top Speeds



Cls	Nº	Entrant	Nat	Driver	Nat	Cat	Cls	Chassis - Engine	Team	Top 1		Top 2		Top 3		Top 4		Top 5		Avg
										Km/h	Lap	Km/h	Lap	Km/h	Lap	Km/h	Lap	Km/h	Lap	
1	34	DRIVEX	ESP	Rafael Villagomez	MEX	R	1	Dallara F320 HWA	DRIVEX	237.8	13	237.8	18	236.8	14	236.8	15	236.8	16	237.2
2	15	Van Amersfoort Racing	NLD	Sebastian Estner	DEU	R	2	Dallara F320 HWA	Van Amersfoort Racing	237.3	2	236.3	15	232.7	14	232.2	6	232.2	7	234.1
3	31	Carlin	GBR	Zane Maloney	BRB	R	3	Dallara F320 Spiess	Carlin	237.3	15	236.8	16	236.8	17	236.3	14	235.8	13	236.6
4	26	Double R	GBR	Louis Foster	GBR			Dallara F320 HWA	Double R	236.8	4	236.8	11	236.3	18	235.8	15	235.8	17	236.3
5	16	Van Amersfoort Racing	NLD	Andreas Estner	DEU			Dallara F320 HWA	Van Amersfoort Racing	236.3	11	235.2	12	234.2	16	233.7	5	233.7	10	234.6
6	25	Van Amersfoort Racing	NLD	Alexandre Bardinon	FRA			Dallara F320 HWA	Van Amersfoort Racing	236.3	13	235.8	16	235.2	6	235.2	7	235.2	11	235.6
7	33	Team Motopark	DEU	Manuel Maldonado	VEN			Dallara F320 Spiess	Team Motopark	236.3	9	234.7	13	234.2	15	233.7	10	233.7	16	234.5
8	8	Double R	GBR	Matthias Lüthen	DEU	R	4	Dallara F320 HWA	Double R	235.8	12	234.2	11	233.7	13	233.7	14	233.7	15	234.2
9	12	DRIVEX	ESP	Glenn Van Berlo	NLD	R	5	Dallara F320 HWA	DRIVEX	235.8	17	235.8	19	235.2	7	235.2	14	235.2	15	235.4
10	69	Cryptotower Racing	JPN	Lukas Dunner	AUT			Dallara F320 Spiess	Cryptotower Racing	235.2	9	234.7	8	234.2	6	233.7	5	233.7	7	234.3
11	6	Carlin	GBR	Ido Cohen	ISR			Dallara F320 Spiess	Carlin	233.2	10	232.2	9	232.2	11	231.2	5	231.2	6	232.0
12	20	Cryptotower Racing	JPN	Yifei Ye	CHN			Dallara F320 Spiess	Cryptotower Racing	233.2	13	233.2	14	232.7	11	232.7	15	232.2	12	232.8
13	28	Team Motopark	DEU	Cameron Das	USA			Dallara F320 Spiess	Team Motopark	233.2	15	232.7	13	231.7	14	230.7	5	230.7	12	231.8
14	99	Cryptotower Racing	JPN	Rui Andrade	AGO			Dallara F320 Spiess	Cryptotower Racing	232.7	15	232.2	14	232.2	16	231.2	13	230.7	10	231.8
15	4	Team Motopark	DEU	Niklas Krütten	DEU	R	6	Dallara F320 Spiess	Team Motopark	232.2	15	231.2	13	231.2	14	231.2	16	230.2	10	231.2



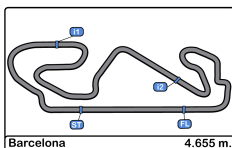


Circuito de Barcelona
Euroformula Open
Free Practice - 1
Fastest Laps Sequence



Lap	Time of Day	Session Time	Nº	Entrant	Nat	Driver	Nat	Cat	Chassis - Engine	Team	Time	Km/h
2	14:23:37.368	3:37.368	15	Van Amersfoort Racing	NLD	Sebastian Estner	DEU	R	Dallara F320 HWA	Van Amersfoort Racing	1:41.422	165.2
3	14:25:16.831	5:16.831	15	Van Amersfoort Racing	NLD	Sebastian Estner	DEU	R	Dallara F320 HWA	Van Amersfoort Racing	1:39.463	168.4
3	14:25:27.390	5:27.390	26	Double R	GBR	Louis Foster	GBR		Dallara F320 HWA	Double R	1:38.876	169.4
4	14:27:17.481	7:17.481	16	Van Amersfoort Racing	NLD	Andreas Estner	DEU		Dallara F320 HWA	Van Amersfoort Racing	1:38.291	170.4
5	14:28:55.538	8:55.538	16	Van Amersfoort Racing	NLD	Andreas Estner	DEU		Dallara F320 HWA	Van Amersfoort Racing	1:38.057	170.9
9	14:43:19.374	23:19.374	16	Van Amersfoort Racing	NLD	Andreas Estner	DEU		Dallara F320 HWA	Van Amersfoort Racing	1:37.865	171.2
10	14:44:56.854	24:56.854	16	Van Amersfoort Racing	NLD	Andreas Estner	DEU		Dallara F320 HWA	Van Amersfoort Racing	1:37.480	171.9
11	14:46:33.876	26:33.876	16	Van Amersfoort Racing	NLD	Andreas Estner	DEU		Dallara F320 HWA	Van Amersfoort Racing	1:37.022	172.7



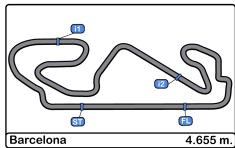


Circuito de Barcelona
Euroformula Open
Free Practice - 1
Event Best Maximum Speed



Nº	Entrant	Nat	Driver	Nat	Cat	Clas	Chassis - Engine	Team	Km/h	Session
34	DRIVEX	ESP	Rafael Villagomez	MEX	R	1	Dallara F320 HWA	DRIVEX	237.8	Free Practice - 1
15	Van Amersfoort Racing	NLD	Sebastian Estner	DEU	R	2	Dallara F320 HWA	Van Amersfoort Racing	237.3	Free Practice - 1
31	Carlin	GBR	Zane Maloney	BRB	R	3	Dallara F320 Spiess	Carlin	237.3	Free Practice - 1
26	Double R	GBR	Louis Foster	GBR			Dallara F320 HWA	Double R	236.8	Free Practice - 1
33	Team Motopark	DEU	Manuel Maldonado	VEN			Dallara F320 Spiess	Team Motopark	236.3	Free Practice - 1
16	Van Amersfoort Racing	NLD	Andreas Estner	DEU			Dallara F320 HWA	Van Amersfoort Racing	236.3	Free Practice - 1
25	Van Amersfoort Racing	NLD	Alexandre Bardinon	FRA			Dallara F320 HWA	Van Amersfoort Racing	236.3	Free Practice - 1
8	Double R	GBR	Matthias Lüthen	DEU	R	4	Dallara F320 HWA	Double R	235.8	Free Practice - 1
12	DRIVEX	ESP	Glenn Van Berlo	NLD	R	5	Dallara F320 HWA	DRIVEX	235.8	Free Practice - 1
69	Cryptotower Racing Team	JPN	Lukas Dunner	AUT			Dallara F320 Spiess	Cryptotower Racing Team	235.2	Free Practice - 1
28	Team Motopark	DEU	Cameron Das	USA			Dallara F320 Spiess	Team Motopark	233.2	Free Practice - 1
20	Cryptotower Racing Team	JPN	Yifei Ye	CHN			Dallara F320 Spiess	Cryptotower Racing Team	233.2	Free Practice - 1
6	Carlin	GBR	Ido Cohen	ISR			Dallara F320 Spiess	Carlin	233.2	Free Practice - 1
99	Cryptotower Racing Team	JPN	Rui Andrade	AGO			Dallara F320 Spiess	Cryptotower Racing Team	232.7	Free Practice - 1
4	Team Motopark	DEU	Niklas Krütten	DEU	R	6	Dallara F320 Spiess	Team Motopark	232.2	Free Practice - 1





Circuit de Barcelona
Euroformula Open
Free Practice - 1
Pit Stop Analysis



4 Niklas Krütten R Team Motopark
 Dallara F320 Spiess

Nr.	In Day Time	In Time	Out Time	Pit Time	T. Pit Time	Handicap	Penalty
1	14:25:07.527	14:25:07.527	14:25:36.126	28.599	28.599		
2	14:27:36.830	14:27:36.830	14:28:05.312	28.482	57.081		
3	14:51:26.743	14:51:26.743	14:53:24.485	1:57.742	2:54.823		
4	14:55:32.383	14:55:32.383	14:55:58.732	26.349	3:21.172		

6 Ido Cohen Carlin
 Dallara F320 Spiess

Nr.	In Day Time	In Time	Out Time	Pit Time	T. Pit Time	Handicap	Penalty
1	14:30:59.180	14:30:59.180	14:54:05.725	23:06.545	23:06.545		

8 Matthias Lüthen R Double R
 Dallara F320 HWA

Nr.	In Day Time	In Time	Out Time	Pit Time	T. Pit Time	Handicap	Penalty
1	14:34:06.873	14:34:06.873	14:38:41.324	4:34.451	4:34.451		

15 Sebastian Estner R Van Amersfoort Racing
 Dallara F320 HWA

Nr.	In Day Time	In Time	Out Time	Pit Time	T. Pit Time	Handicap	Penalty
1	14:31:57.769	14:31:57.769	14:42:47.411	10:49.642	10:49.642		
2	14:47:52.639	14:47:52.639	14:52:33.456	4:40.817	15:30.459		

16 Andreas Estner Van Amersfoort Racing
 Dallara F320 HWA

Nr.	In Day Time	In Time	Out Time	Pit Time	T. Pit Time	Handicap	Penalty
1	14:30:35.179	14:30:35.179	14:38:20.299	7:45.120	7:45.120		
2	14:48:13.056	14:48:13.056	14:55:43.330	7:30.274	15:15.394		

20 Yifei Ye Cryptotower Racing Team
 Dallara F320 Spiess

Nr.	In Day Time	In Time	Out Time	Pit Time	T. Pit Time	Handicap	Penalty
1	14:28:51.068	14:28:51.068	14:29:15.370	24.302	24.302		
2	14:31:18.678	14:31:18.678	14:31:42.692	24.014	48.316		
3	14:55:12.091	14:55:12.091	14:58:58.724	3:46.633	4:34.949		

25 Alexandre Bardinon Van Amersfoort Racing
 Dallara F320 HWA

Nr.	In Day Time	In Time	Out Time	Pit Time	T. Pit Time	Handicap	Penalty
1	14:32:07.467	14:32:07.467	14:40:13.725	8:06.258	8:06.258		

26 Louis Foster Double R
 Dallara F320 HWA

Nr.	In Day Time	In Time	Out Time	Pit Time	T. Pit Time	Handicap	Penalty
1	14:28:57.562	14:28:57.562	14:35:27.629	6:30.067	6:30.067		
2	14:45:28.736	14:45:28.736	14:49:07.440	3:38.704	10:08.771		

28 Cameron Das Team Motopark
 Dallara F320 Spiess

Nr.	In Day Time	In Time	Out Time	Pit Time	T. Pit Time	Handicap	Penalty
1	14:24:57.781	14:24:57.781	14:25:21.012	23.231	23.231		
2	14:27:12.992	14:27:12.992	14:27:35.958	22.966	46.197		
3	14:49:08.598	14:49:08.598	14:51:44.942	2:36.344	3:22.541		

31 Zane Maloney R Carlin
 Dallara F320 Spiess

Nr.	In Day Time	In Time	Out Time	Pit Time	T. Pit Time	Handicap	Penalty
1	14:33:38.554	14:33:38.554	14:40:17.337	6:38.783	6:38.783		

33 Manuel Maldonado Team Motopark
 Dallara F320 Spiess

Nr.	In Day Time	In Time	Out Time	Pit Time	T. Pit Time	Handicap	Penalty
1	14:29:09.216	14:29:09.216	14:29:36.863	27.647	27.647		
2	14:31:31.793	14:31:31.793	14:31:59.259	27.466	55.113		
3	14:55:19.750	14:55:19.750	14:57:53.333	2:33.583	3:28.696		

34 Rafael Villagomez R DRIVEX
 Dallara F320 HWA

Nr.	In Day Time	In Time	Out Time	Pit Time	T. Pit Time	Handicap	Penalty
1	14:28:25.149	14:28:25.149	14:30:39.327	2:14.178	2:14.178		
2	14:32:32.578	14:32:32.578	14:32:55.168	22.590	2:36.768		

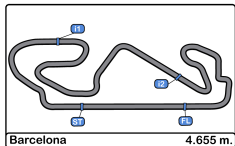
69 Lukas Dunner Cryptotower Racing Team
 Dallara F320 Spiess

Nr.	In Day Time	In Time	Out Time	Pit Time	T. Pit Time	Handicap	Penalty
1	14:28:52.990	14:28:52.990	14:29:26.373	33.383	33.383		
2	14:31:21.669	14:31:21.669	14:31:51.578	29.909	1:03.292		

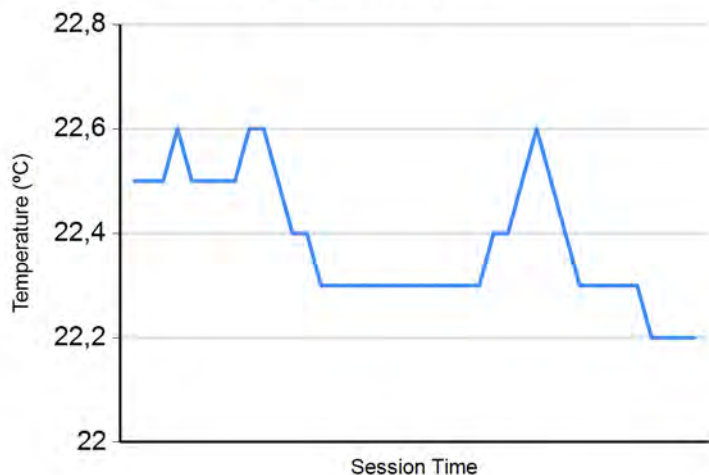
99 Rui Andrade Cryptotower Racing Team
 Dallara F320 Spiess

Nr.	In Day Time	In Time	Out Time	Pit Time	T. Pit Time	Handicap	Penalty
1	14:26:52.583	14:26:52.583	14:27:16.100	23.517	23.517		
2	14:52:28.010	14:52:28.010	14:53:29.954	1:01.944	1:25.461		
3	14:57:23.634	14:57:23.634	14:57:46.007	22.373	1:47.834		

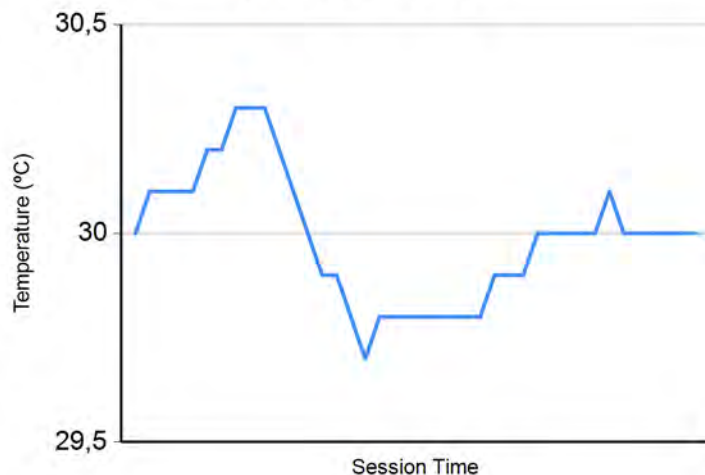




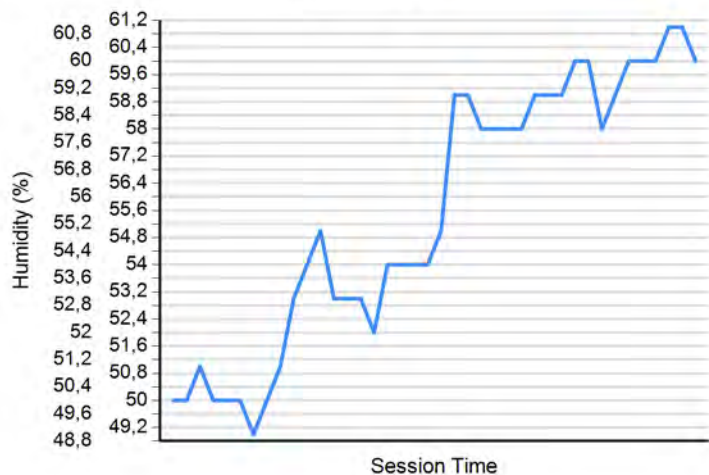
Air Temperature



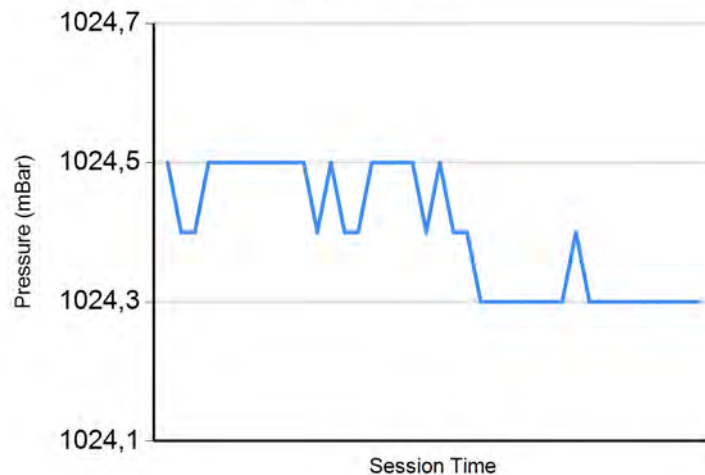
Track Temperature



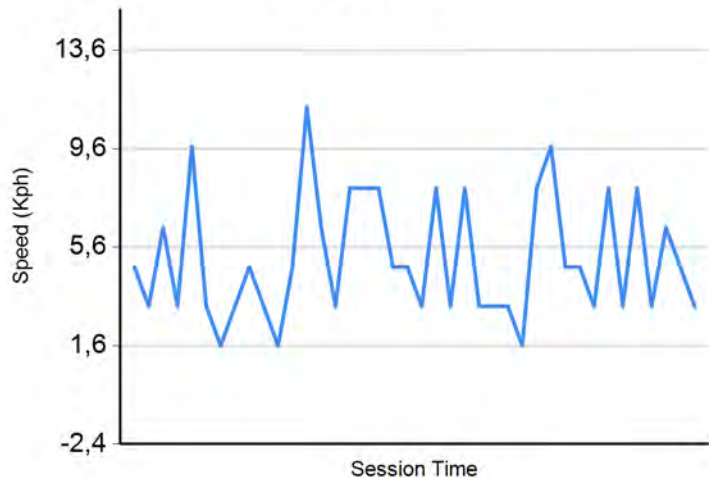
Humidity



Pressure

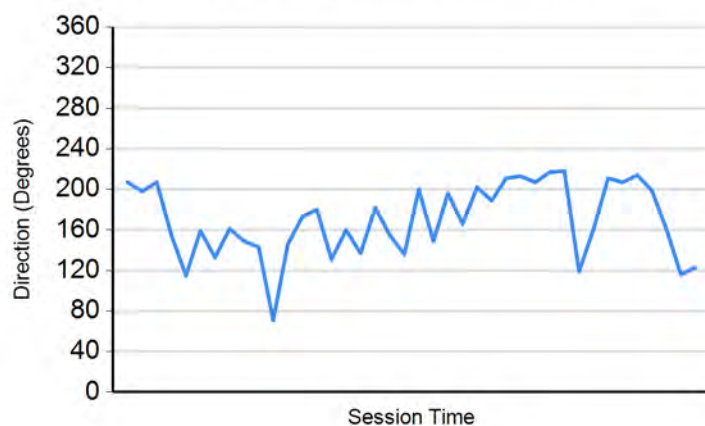


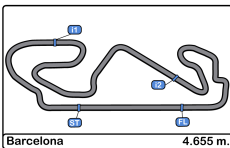
Wind Speed



Wind direction

North = 0°/360° Est = 90° South = 180° West = 270°





Circuito de Barcelona
Euroformula Open
Free Practice - 2
Provisional Results




Clas	Nº	Entrant	Nat	Driver	Nat	Cat	Clas	Chassis - Engine	Team	Laps	Best	Time	Gap	Interval	Km/h
1	26	Double R	GBR	Louis Foster	GBR			Dallara F320 HWA	Double R	16	14	1:36.449			173.7
2	20	Cryptotower Racing Team	JPN	Yifei Ye	CHN			Dallara F320 Spiess	Cryptotower Racing Team	11	8	1:36.515	0.066	0.066	173.6
3	28	Team Motopark	DEU	Cameron Das	USA			Dallara F320 Spiess	Team Motopark	15	14	1:36.997	0.548	0.482	172.7
4	69	Cryptotower Racing Team	JPN	Lukas Dunner	AUT			Dallara F320 Spiess	Cryptotower Racing Team	16	14	1:36.998	0.549	0.001	172.7
5	31	Carlin	GBR	Zane Maloney	BRB	R	1	Dallara F320 Spiess	Carlin	18	17	1:37.126	0.677	0.128	172.5
6	16	Van Amersfoort Racing	NLD	Andreas Estner	DEU			Dallara F320 HWA	Van Amersfoort Racing	21	19	1:37.202	0.753	0.076	172.4
7	33	Team Motopark	DEU	Manuel Maldonado	VEN			Dallara F320 Spiess	Team Motopark	18	17	1:37.235	0.786	0.033	172.3
8	4	Team Motopark	DEU	Niklas Krütten	DEU	R	2	Dallara F320 Spiess	Team Motopark	15	13	1:37.249	0.800	0.014	172.3
9	34	DRIVEX	ESP	Rafael Villagomez	MEX	R	3	Dallara F320 HWA	DRIVEX	16	15	1:37.270	0.821	0.021	172.2
10	12	DRIVEX	ESP	Glenn Van Berlo	NLD	R	4	Dallara F320 HWA	DRIVEX	12	7	1:37.430	0.981	0.160	172.0
11	99	Cryptotower Racing Team	JPN	Rui Andrade	AGO			Dallara F320 Spiess	Cryptotower Racing Team	15	13	1:37.670	1.221	0.240	171.5
12	15	Van Amersfoort Racing	NLD	Sebastian Estner	DEU	R	5	Dallara F320 HWA	Van Amersfoort Racing	19	12	1:37.684	1.235	0.014	171.5
13	6	Carlin	GBR	Ido Cohen	ISR			Dallara F320 Spiess	Carlin	16	15	1:37.724	1.275	0.040	171.4
14	25	Van Amersfoort Racing	NLD	Alexandre Bardinon	FRA			Dallara F320 HWA	Van Amersfoort Racing	18	14	1:37.881	1.432	0.157	171.2
15	8	Double R	GBR	Matthias Lüthen	DEU	R	6	Dallara F320 HWA	Double R	16	10	1:39.280	2.831	1.399	168.7

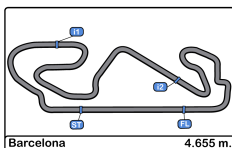
CAR 4 TIME 1:40.876 DELETED TRACK LIMITS AT T 15
 CAR 34 TIME 1:38.200 DELETED TRACK LIMITS AT T 15
 CAR 69 TIME 1:36.928 DELETED TRACK LIMITS AT T 15

Published at:.....

Track Temp: 24.8 °C Air Temp: 20.4 °C Humidity: 72 % Track Status: DRY

Stewards:	Race Director:	Timekeeper: 
-----------	----------------	---






Circuito de Barcelona
Euroformula Open
Free Practice - 2
Provisional Results by Class



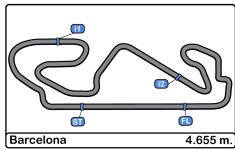
Clas	Nº	Entrant	Nat	Driver	Nat	Cat	Clas	Chassis - Engine	Team	Laps	Best	Time	Gap	Interval	Km/h
1	26	Double R	GBR	Louis Foster	GBR			Dallara F320 HWA	Double R	16	14	1:36.449			173.7
2	20	Cryptotower Racing	JPN	Yifei Ye	CHN			Dallara F320 Spiess	Cryptotower Racing	11	8	1:36.515	0.066	0.066	173.6
3	28	Team Motopark	DEU	Cameron Das	USA			Dallara F320 Spiess	Team Motopark	15	14	1:36.997	0.548	0.482	172.7
4	69	Cryptotower Racing	JPN	Lukas Dunner	AUT			Dallara F320 Spiess	Cryptotower Racing	16	14	1:36.998	0.549	0.001	172.7
5	16	Van Amersfoort	NLD	Andreas Estner	DEU			Dallara F320 HWA	Van Amersfoort	21	19	1:37.202	0.753	0.204	172.4
6	33	Team Motopark	DEU	Manuel Maldonado	VEN			Dallara F320 Spiess	Team Motopark	18	17	1:37.235	0.786	0.033	172.3
7	99	Cryptotower Racing	JPN	Rui Andrade	AGO			Dallara F320 Spiess	Cryptotower Racing	15	13	1:37.670	1.221	0.435	171.5
8	6	Carlin	GBR	Ido Cohen	ISR			Dallara F320 Spiess	Carlin	16	15	1:37.724	1.275	0.054	171.4
9	25	Van Amersfoort	NLD	Alexandre Bardinon	FRA			Dallara F320 HWA	Van Amersfoort	18	14	1:37.881	1.432	0.157	171.2
Rookie															
1	31	Carlin	GBR	Zane Maloney	BRB	R	1	Dallara F320 Spiess	Carlin	18	17	1:37.126			172.5
2	4	Team Motopark	DEU	Niklas Krütten	DEU	R	2	Dallara F320 Spiess	Team Motopark	15	13	1:37.249	0.123	0.123	172.3
3	34	DRIVEX	ESP	Rafael Villagomez	MEX	R	3	Dallara F320 HWA	DRIVEX	16	15	1:37.270	0.144	0.021	172.2
4	12	DRIVEX	ESP	Glenn Van Berlo	NLD	R	4	Dallara F320 HWA	DRIVEX	12	7	1:37.430	0.304	0.160	172.0
5	15	Van Amersfoort	NLD	Sebastian Estner	DEU	R	5	Dallara F320 HWA	Van Amersfoort	19	12	1:37.684	0.558	0.254	171.5
6	8	Double R	GBR	Matthias Lüthen	DEU	R	6	Dallara F320 HWA	Double R	16	10	1:39.280	2.154	1.596	168.7

Published at:.....

Track Temp: 24.8 °C Air Temp: 20.4 °C Humidity: 72 % Track Status: DRY

Stewards:	Race Director:	Timekeeper: 
------------------	-----------------------	--





Circuit de Barcelona
Euroformula Open
Free Practice - 2
Lap Analysis



4

Niklas Krütten

Dallara F320 Spiess

12

Glenn Van Berlo

Dallara F320 HWA

R

Team Motopark

R

DRIVEX

Lap	D	Time	Sector 1	Sector 2	Sector 3	T. Spd	Elapsed	Lap	D	Time	Sector 1	Sector 2	Sector 3	T. Spd	Elapsed
1		16:16:16.496	16:15:01.306	40.773	34.417	165.3	16:16:16.496	1		16:12:13.050	16:10:54.373	41.397	37.280	158.8	16:12:13.050
2		1:40.876	30.104	37.892	32.880	224.0	16:17:57.372	2		1:52.368	31.705	42.149	38.514	235.8	16:14:05.418
3		1:57.093 P	32.759	39.566	44.768	228.3	16:19:54.465	3		1:43.015	33.301	37.467	32.247	234.7	16:15:48.433
4		8:33.202	7:19.411	38.283	35.508	181.8	16:28:27.667	4		1:38.186	29.080	36.916	32.190	236.8	16:17:26.619
5		1:43.766	29.448	37.007	37.311	231.2	16:30:11.433	5		1:47.491 P	29.570	36.950	40.971	238.9	16:19:14.110
6		1:38.300	28.976	36.882	32.442	235.2	16:31:49.733	6		16:44.062	15:32.413	38.893	32.756	169.8	16:35:58.172
7		1:46.890 P	29.036	36.751	41.103	236.8	16:33:36.623	7		1:37.430	28.928	36.717	31.785	234.7	16:37:35.602
8		8:08.372	6:54.040	40.431	33.901	152.7	16:41:44.995	8		1:39.541	28.869	36.706	33.966	236.3	16:39:15.143
9		1:40.145	29.977	37.783	32.385	226.4	16:43:25.140	9		1:37.967	28.881	36.629	32.457	236.3	16:40:53.110
10		1:38.423	28.924	37.136	32.363	232.7	16:45:03.563	10		1:37.434	28.855	36.678	31.901	238.4	16:42:30.544
11		1:37.422	28.860	36.477	32.085	233.7	16:46:40.985	11		1:37.881	29.186	36.628	32.067	238.4	16:44:08.425
12		1:37.423	28.781	36.447	32.195	234.7	16:48:18.408	12		1:41.514 P	28.897	36.564	36.053	238.4	16:45:49.939
13		1:37.249	28.758	36.432	32.059	235.2	16:49:55.657	15 Sebastian Estner Dallara F320 HWA							
14		1:37.365	28.751	36.502	32.112	235.8	16:51:33.022	Van Amersfoort Racing							
15		1:54.039 P	29.259	37.436	47.344	236.3	16:53:27.061								

6

Ido Cohen

Dallara F320 Spiess

Carlin

Lap	D	Time	Sector 1	Sector 2	Sector 3	T. Spd	Elapsed	Lap	D	Time	Sector 1	Sector 2	Sector 3	T. Spd	Elapsed
1		16:12:08.943	16:10:52.114	41.249	35.580	174.7	16:12:08.943	1		16:11:53.397	16:10:40.908	39.145	33.344	182.4	16:11:53.397
2		1:47.567	31.209	39.610	36.748	227.3	16:13:56.510	2		1:43.849	29.897	39.527	34.425	224.5	16:13:37.246
3		1:50.838 P	29.561	39.682	41.595	233.7	16:15:47.348	3		1:39.179	29.488	37.138	32.553	227.8	16:15:16.425
4		12:30.733	11:13.591	41.506	35.636	171.1	16:28:18.081	4		1:38.435	29.311	36.789	32.335	230.2	16:16:54.860
5		1:50.849	30.538	41.594	38.717	231.2	16:30:08.930	5		1:37.977	29.018	36.624	32.335	232.7	16:18:32.837
6		1:45.378	29.007	40.278	36.093	236.8	16:31:54.308	6		2:02.122 P	35.742	41.689	44.691	231.2	16:20:34.959
7		1:38.564	29.044	36.906	32.614	234.2	16:33:32.872	7		8:44.117 P	7:23.495	38.738	41.884	179.1	16:29:19.076
8		1:55.512 P	29.099	40.927	45.486	235.2	16:35:28.384	8		2:09.476	58.833	37.613	33.030	164.3	16:31:28.552
9		4:45.131	3:25.949	42.757	36.425	169.0	16:40:13.515	9		1:40.355	29.658	37.315	33.382	234.2	16:33:08.907
10		1:45.293	30.674	39.433	35.186	216.4	16:41:58.808	10		1:38.102	29.065	36.648	32.389	234.2	16:34:47.009
11		1:38.191	29.025	36.839	32.327	233.2	16:43:36.999	11		1:38.079	28.957	36.785	32.337	235.2	16:36:25.088
12		1:37.924	28.975	36.654	32.295	234.7	16:45:14.923	12		1:37.684	28.933	36.660	32.091	234.7	16:38:02.772
13		1:50.768	32.171	43.118	35.479	233.2	16:47:05.691	13		1:37.777	28.947	36.659	32.171	234.2	16:39:40.549
14		1:38.036	29.018	36.817	32.201	233.2	16:48:43.727	14		1:37.955	28.912	36.704	32.339	233.7	16:41:18.504
15		1:37.724	28.782	36.719	32.223	233.2	16:50:21.451	15		1:37.754	28.842	36.589	32.323	235.8	16:42:56.258
16		2:01.457 P	32.824	44.682	43.951	234.7	16:52:22.908	16		1:37.960	28.815	36.894	32.251	236.3	16:44:34.218
								17		1:37.765	28.839	36.641	32.285	236.3	16:46:11.983
								18		1:38.286	28.998	36.766	32.522	236.8	16:47:50.269
								19		1:44.246 P	28.850	36.577	38.819	235.2	16:49:34.515

8

Matthias Lüthen

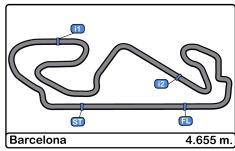
Dallara F320 HWA

R

Double R

Lap	D	Time	Sector 1	Sector 2	Sector 3	T. Spd	Elapsed
1		16:12:54.975	16:11:39.257	41.352	34.366	149.5	16:12:54.975
2		1:54.340 P	30.132	39.395	44.813	227.3	16:14:49.315
3		2:35.517	1:21.128	41.419	32.970	181.5	16:17:24.832
4		6:53.748 P	5:12.340	55.199	46.209	234.7	16:24:18.580
5		7:24.141	6:07.278	39.940	36.923	150.0	16:31:42.721
6		1:41.343	29.935	38.428	32.980	233.7	16:33:24.064
7		1:42.980	30.010	38.578	34.392	235.2	16:35:07.044
8		1:40.191	29.321	37.796	33.074	236.3	16:36:47.235
9		1:40.288	29.772	37.643	32.873	235.2	16:38:27.523
10		1:39.280	29.267	37.377	32.636	234.2	16:40:06.803
11		1:50.571 P	29.288	39.093	42.190	235.8	16:41:57.374
12		4:28.254	3:09.632	41.932	36.690	179.1	16:46:25.628
13		1:42.298	29.487	39.779	33.032	235.2	16:48:07.926
14		1:43.090	30.082	38.867	34.141	236.3	16:49:51.016
15		1:39.495	29.248	37.435	32.812	235.8	16:51:30.511
16		1:54.283 P	30.232	37.746	46.305	234.7	16:53:24.794





Circuit de Barcelona
Euroformula Open
Free Practice - 2
Lap Analysis



16

Andreas Estner

Dallara F320 HWA

25

Alexandre Bardinon

Dallara F320 HWA

Van Amersfoort Racing

Van Amersfoort Racing

Lap	D	Time	Sector 1	Sector 2	Sector 3	T. Spd	Elapsed	Lap	D	Time	Sector 1	Sector 2	Sector 3	T. Spd	Elapsed
1		16:12:01.242 P	16:10:43.828	39.162	38.252	178.8	16:12:01.242	1		16:12:12.006	16:10:52.499	42.835	36.672	137.4	16:12:12.006
2		2:16.941 P	1:03.246	37.372	36.323	180.9	16:14:18.183	2		1:48.013	30.228	41.213	36.572	225.4	16:14:00.019
3		2:10.285	1:00.734	37.073	32.478	180.9	16:16:28.468	3		1:42.633	29.848	38.640	34.145	232.2	16:15:42.652
4		1:38.713	28.926	37.139	32.648	237.8	16:18:07.181	4		1:40.061	29.478	37.387	33.196	234.7	16:17:22.713
5		1:53.659 P	33.888	39.550	40.221	239.4	16:20:00.840	5		1:49.800 P	29.114	37.497	43.189	236.3	16:19:12.513
6		8:28.330	7:16.800	38.188	33.342	183.0	16:28:29.170	6		9:08.486	7:52.246	40.853	35.387	171.4	16:28:20.999
7		1:40.401	28.868	36.920	34.613	237.8	16:30:09.571	7		1:45.836	30.149	39.437	36.250	223.6	16:30:06.835
8		1:38.456	28.772	37.269	32.415	241.6	16:31:48.027	8		1:39.028	29.151	37.082	32.795	235.8	16:31:45.863
9		1:38.815	28.835	36.708	33.272	238.9	16:33:26.842	9		1:42.871	28.965	37.141	36.765	237.3	16:33:28.734
10		1:37.901	28.723	36.709	32.469	239.4	16:35:04.743	10		1:48.404 P	29.238	37.427	41.739	238.4	16:35:17.138
11		1:37.765	28.735	36.621	32.409	237.8	16:36:42.508	11		5:52.172	4:40.140	38.991	33.041	176.1	16:41:09.310
12		1:37.468	28.783	36.478	32.207	235.8	16:38:19.976	12		1:40.107	29.371	37.879	32.857	235.2	16:42:49.417
13		1:37.533	28.781	36.523	32.229	236.3	16:39:57.509	13		1:38.472	28.988	37.004	32.480	235.8	16:44:27.889
14		1:37.645	28.794	36.567	32.284	236.8	16:41:35.154	14		1:37.881	28.815	36.663	32.403	237.3	16:46:05.770
15		1:37.529	28.630	36.463	32.436	237.8	16:43:12.683	15		1:38.076	28.754	36.647	32.675	237.8	16:47:43.846
16		1:37.269	28.615	36.396	32.258	237.8	16:44:49.952	16		1:38.004	28.684	36.815	32.505	237.8	16:49:21.850
17		1:37.447	28.617	36.601	32.229	238.9	16:46:27.399	17		1:38.449	28.770	36.867	32.812	237.8	16:51:00.299
18		1:38.057	28.639	36.887	32.531	240.0	16:48:05.456	18		2:22.940 P	40.600	49.015	53.325	162.4	16:53:23.239
19		1:37.202	28.575	36.454	32.173	240.5	16:49:42.658	19		1:37.202	28.575	36.454	32.173	240.5	16:49:42.658
20		1:37.246	28.671	36.425	32.150	237.8	16:51:19.904	20		1:37.246	28.671	36.425	32.150	237.8	16:51:19.904
21		1:45.169 P	28.654	36.698	39.817	237.3	16:53:05.073	21		1:45.169 P	28.654	36.698	39.817	237.3	16:53:05.073

20

Yifei Ye

Dallara F320 Spiess

Cryptotower Racing Team

Lap	D	Time	Sector 1	Sector 2	Sector 3	T. Spd	Elapsed
1		16:28:40.048	16:27:26.996	39.269	33.783	171.4	16:28:40.048
2		1:37.881	29.162	36.763	31.956	231.2	16:30:17.929
3		1:40.644	28.974	36.627	35.043	234.7	16:31:58.573
4		1:43.485 P	29.139	36.548	37.798	234.2	16:33:42.058
5		7:45.500	6:30.883	40.160	34.457	154.2	16:41:27.558
6		1:41.389	29.620	37.860	33.909	230.7	16:43:08.947
7		1:36.949	28.888	36.334	31.727	232.7	16:44:45.896
8		1:36.515	28.625	36.233	31.657	233.7	16:46:22.411
9		1:42.033	31.579	37.682	32.772	234.7	16:48:04.444
10		1:40.818	28.807	37.656	34.355	234.2	16:49:45.262
11		1:47.335 P	28.726	36.728	41.881	235.2	16:51:32.597

26

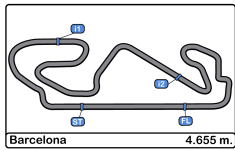
Louis Foster

Dallara F320 HWA

Double R

Lap	D	Time	Sector 1	Sector 2	Sector 3	T. Spd	Elapsed
1		16:12:35.942	16:11:23.097	39.223	33.622	185.2	16:12:35.942
2		1:47.689	29.460	37.509	40.720	232.2	16:14:23.631
3		1:38.993	29.363	37.065	32.565	233.7	16:16:02.624
4		1:37.966	29.027	36.687	32.252	236.3	16:17:40.590
5		2:04.938 P	34.739	43.515	46.684	237.3	16:19:45.528
6		9:16.768	8:02.509	37.428	36.831	179.7	16:29:02.296
7		1:37.859	28.950	36.624	32.285	235.8	16:30:40.155
8		1:37.583	28.858	36.548	32.177	236.3	16:32:17.738
9		1:42.144 P	28.679	37.526	35.939	238.4	16:33:59.882
10		6:30.418	5:19.688	38.208	32.522	182.4	16:40:30.300
11		1:37.432	29.029	36.503	31.900	235.2	16:42:07.732
12		1:36.997	28.658	36.391	31.948	236.8	16:43:44.729
13		1:36.606	28.627	36.245	31.734	237.3	16:45:21.335
14		1:36.449	28.527	36.206	31.716	237.8	16:46:57.784
15		1:36.830	28.641	36.418	31.771	237.3	16:48:34.614
16		1:43.385 P	29.150	38.226	36.009	237.8	16:50:17.999





Circuit de Barcelona
Euroformula Open
Free Practice - 2
Lap Analysis



28

Cameron Das

Dallara F320 Spiess

33

Manuel Maldonado

Dallara F320 Spiess

Team Motopark

Team Motopark

Lap	D	Time	Sector 1	Sector 2	Sector 3	T. Spd	Elapsed	Lap	D	Time	Sector 1	Sector 2	Sector 3	T. Spd	Elapsed
1		16:17:14.967	16:15:57.072	43.471	34.424	176.4	16:17:14.967	1		16:12:06.648	16:10:50.348	41.274	35.026	180.6	16:12:06.648
2		1:42.660	31.381	38.038	33.241	210.5	16:18:57.627	2		1:44.803	32.072	38.392	34.339	206.1	16:13:51.451
3		1:57.872 P	33.628	41.823	42.421	226.4	16:20:55.499	3		1:39.214	29.666	37.208	32.340	229.7	16:15:30.665
4		7:09.021	5:57.842	37.926	33.253	180.9	16:28:04.520	4		1:38.893	29.270	37.212	32.411	233.2	16:17:09.558
5		1:38.657	29.677	36.822	32.158	231.7	16:29:43.177	5		1:38.248	29.142	36.941	32.165	233.7	16:18:47.806
6		1:37.586	28.975	36.540	32.071	232.2	16:31:20.763	6		2:03.591 P	33.890	43.865	45.836	228.8	16:20:51.397
7		1:37.454	28.957	36.518	31.979	233.7	16:32:58.217	7		7:57.288	6:46.602	37.956	32.730	181.8	16:28:48.685
8		1:43.471 P	28.930	36.764	37.777	234.2	16:34:41.688	8		1:38.719	29.266	37.114	32.339	232.7	16:30:27.404
9		7:35.040	6:22.758	39.468	32.814	180.9	16:42:16.728	9		1:44.117	29.159	39.190	35.768	233.2	16:32:11.521
10		1:42.127	31.404	37.745	32.978	205.3	16:43:58.855	10		1:38.303	29.043	36.860	32.400	232.7	16:33:49.824
11		1:37.139	28.851	36.591	31.697	233.2	16:45:35.994	11		1:52.975 P	30.794	39.864	42.317	234.2	16:35:42.799
12		1:45.451	30.804	40.492	34.155	233.7	16:47:21.445	12		7:10.437	5:54.133	41.974	34.330	176.1	16:42:53.236
13		1:37.550	29.036	36.551	31.963	233.2	16:48:58.995	13		1:46.733	31.278	39.967	35.488	210.9	16:44:39.969
14		1:36.997	28.885	36.355	31.757	233.7	16:50:35.992	14		1:37.948	29.154	36.858	31.936	232.7	16:46:17.917
15		1:43.946 P	29.420	36.791	37.735	233.7	16:52:19.938	15		1:37.918	29.013	36.739	32.166	234.2	16:47:55.835

31

Zane Maloney

Dallara F320 Spiess

R

Carlin

Lap	D	Time	Sector 1	Sector 2	Sector 3	T. Spd	Elapsed
1		16:11:58.778	16:10:39.572	41.999	37.207	171.4	16:11:58.778
2		1:46.579	30.754	40.496	35.329	207.2	16:13:45.357
3		1:38.895	29.400	37.128	32.367	231.7	16:15:24.252
4		1:38.220	29.088	36.757	32.375	234.2	16:17:02.472
5		1:37.947	28.963	36.724	32.260	235.8	16:18:40.419
6		1:57.827 P	32.838	43.205	41.784	235.8	16:20:38.246
7		7:30.467	6:18.600	38.674	33.193	189.8	16:28:08.713
8		1:41.912	29.101	37.021	35.790	234.7	16:29:50.625
9		1:38.099	28.832	36.700	32.567	237.3	16:31:28.724
10		1:43.841 P	29.153	36.894	37.794	235.8	16:33:12.565
11		6:17.976	5:01.647	40.803	35.526	179.1	16:39:30.541
12		1:44.983	30.057	39.226	35.700	233.2	16:41:15.524
13		1:37.911	28.962	36.688	32.261	236.8	16:42:53.435
14		1:37.713	29.011	36.608	32.094	235.8	16:44:31.148
15		1:37.215	28.778	36.440	31.997	237.3	16:46:08.363
16		1:37.140	28.708	36.410	32.022	237.8	16:47:45.503
17		1:37.126	28.615	36.429	32.082	236.8	16:49:22.629
18		1:45.809 P	28.677	39.723	37.409	238.9	16:51:08.438

34

Rafael Villagomez

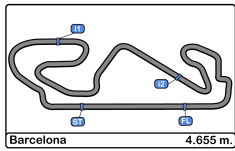
Dallara F320 HWA

R

DRIVEX

Lap	D	Time	Sector 1	Sector 2	Sector 3	T. Spd	Elapsed
1		16:14:40.854	16:13:28.013	39.424	33.417	171.7	16:14:40.854
2		1:46.688	29.753	42.296	34.639	236.3	16:16:27.542
3		1:38.986	29.279	37.207	32.500	233.7	16:18:06.528
4		1:56.342 P	35.163	40.703	40.476	238.4	16:20:02.870
5		8:20.708	7:06.395	38.548	35.765	181.2	16:28:23.578
6		1:38.873	29.172	37.184	32.517	235.8	16:30:02.451
7		4:38.200	28.836	36.735	32.629	240.5	16:31:40.651
8		1:40.939	30.979	37.432	32.528	238.9	16:33:21.590
9		1:37.736	28.788	36.634	32.314	240.0	16:34:59.326
10		1:46.578 P	29.355	37.099	40.124	240.0	16:36:45.904
11		4:01.924	2:46.894	40.694	34.336	172.8	16:40:47.828
12		1:47.361	29.266	42.188	35.907	237.3	16:42:35.189
13		1:38.253	29.011	37.078	32.164	237.8	16:44:13.442
14		1:37.419	28.874	36.428	32.117	244.3	16:45:50.861
15		1:37.270	28.639	36.482	32.149	238.9	16:47:28.131
16		1:46.763 P	28.637	36.525	41.601	241.0	16:49:14.894





Circuit de Barcelona
Euroformula Open
Free Practice - 2
Lap Analysis



69

Lukas Dunner

Dallara F320 Spiess

Cryptotower Racing Team

Lap	D	Time	Sector 1	Sector 2	Sector 3	T. Spd	Elapsed
1		16:12:19.158	16:11:00.930	42.617	35.611	173.3	16:12:19.158
2		1:52.950	32.026	41.301	39.623	219.9	16:14:12.108
3		1:43.602	29.306	37.123	37.173	229.7	16:15:55.710
4		1:37.948	29.065	36.762	32.121	231.7	16:17:33.658
5		1:50.363 P	30.365	39.892	40.106	234.2	16:19:24.021
6		10:23.095	9:11.620	38.573	32.902	186.2	16:29:47.116
7		1:39.731	29.101	37.884	32.746	232.7	16:31:26.847
8		1:37.979	29.091	36.700	32.188	233.7	16:33:04.826
9		1:37.754	28.997	36.635	32.122	234.7	16:34:42.580
10		1:48.123 P	30.108	40.335	37.680	232.7	16:36:30.703
11		6:45.064	5:27.183	41.471	36.410	182.7	16:43:15.767
12		1:41.513	30.827	37.433	33.253	221.3	16:44:57.280
13		1:37.085	28.997	36.457	31.631	233.7	16:46:34.365
14		1:36.998	28.873	36.321	31.804	234.2	16:48:11.363
15		1:36.928	28.765	36.385	31.778	236.3	16:49:48.291
16		1:45.505 P	28.720	36.540	40.245	236.8	16:51:33.796

99

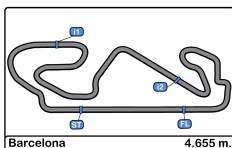
Rui Andrade

Dallara F320 Spiess

Cryptotower Racing Team

Lap	D	Time	Sector 1	Sector 2	Sector 3	T. Spd	Elapsed
1		16:12:23.926 P	16:11:02.271	40.653	41.002	180.3	16:12:23.926
2		2:33.290 P	1:06.642	47.908	38.740	180.0	16:14:57.216
3		2:45.564 P	1:29.394	37.775	38.395	181.5	16:17:42.780
4		10:48.216	9:33.683	39.242	35.291	181.5	16:28:30.996
5		1:44.471	30.401	37.571	36.499	214.7	16:30:15.467
6		1:47.381	32.845	37.600	36.936	234.2	16:32:02.848
7		1:41.928	31.911	37.271	32.746	234.7	16:33:44.776
8		1:38.295	29.031	36.901	32.363	234.2	16:35:23.071
9		1:45.210 P	29.146	36.943	39.121	233.7	16:37:08.281
10		7:08.230	5:54.906	39.860	33.464	179.7	16:44:16.511
11		1:42.177	30.305	38.070	33.802	213.0	16:45:58.688
12		1:38.213	29.152	36.689	32.372	233.2	16:47:36.901
13		1:37.670	28.818	36.653	32.199	234.7	16:49:14.571
14		1:37.700	28.884	36.702	32.114	234.7	16:50:52.271
15		1:43.991 P	28.944	36.740	38.307	234.2	16:52:36.262



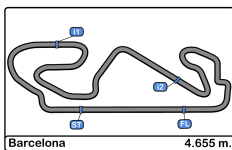


Circuito de Barcelona
Euroformula Open
Free Practice - 2
Best Sectors Results



Sector - 1				Sector - 2				Sector - 3				Ideal Lap vs Best Lap				
Clas	Nº	Driver	Time	Nº	Driver	Time	Nº	Driver	Time	Clas	Nº	Driver	Ideal Lap	Best Lap	Clas	
1	26	Louis Foster	28.527	26	Louis Foster	36.206	69	Lukas Dunner	31.631	1	26	Louis Foster	1:36.449	1:36.449	1	
2	16	Andreas Estner	28.575	20	Yifei Ye	36.233	20	Yifei Ye	31.657	2	20	Yifei Ye	1:36.515	1:36.515	2	
3	31	Zane Maloney	28.615	69	Lukas Dunner	36.321	28	Cameron Das	31.697	3	69	Lukas Dunner	1:36.672	1:36.998	4	
4	20	Yifei Ye	28.625	28	Cameron Das	36.355	26	Louis Foster	31.716	4	28	Cameron Das	1:36.903	1:36.997	3	
5	34	Rafael Villagomez	28.637	16	Andreas Estner	36.396	12	Glenn Van Berlo	31.785	5	31	Zane Maloney	1:37.022	1:37.126	5	
6	25	Alexandre Bardinon	28.684	31	Zane Maloney	36.410	33	Manuel Maldonado	31.892	6	16	Andreas Estner	1:37.121	1:37.202	6	
7	69	Lukas Dunner	28.720	34	Rafael Villagomez	36.428	31	Zane Maloney	31.997	7	34	Rafael Villagomez	1:37.182	1:37.270	9	
8	4	Niklas Krütten	28.751	4	Niklas Krütten	36.432	4	Niklas Krütten	32.059	8	12	Glenn Van Berlo	1:37.204	1:37.430	10	
9	6	Ido Cohen	28.782	33	Manuel Maldonado	36.488	15	Sebastian Estner	32.091	9	33	Manuel Maldonado	1:37.235	1:37.235	7	
10	15	Sebastian Estner	28.815	12	Glenn Van Berlo	36.564	99	Rui Andrade	32.114	10	4	Niklas Krütten	1:37.242	1:37.249	8	
11	99	Rui Andrade	28.818	15	Sebastian Estner	36.577	34	Rafael Villagomez	32.117	11	15	Sebastian Estner	1:37.483	1:37.684	12	
12	28	Cameron Das	28.851	25	Alexandre Bardinon	36.647	16	Andreas Estner	32.150	12	99	Rui Andrade	1:37.585	1:37.670	11	
13	12	Glenn Van Berlo	28.855	99	Rui Andrade	36.653	6	Ido Cohen	32.201	13	6	Ido Cohen	1:37.637	1:37.724	13	
14	33	Manuel Maldonado	28.855	6	Ido Cohen	36.654	25	Alexandre Bardinon	32.403	14	25	Alexandre Bardinon	1:37.734	1:37.881	14	
15	8	Matthias Lüthen	29.248	8	Matthias Lüthen	37.377	8	Matthias Lüthen	32.636	15	8	Matthias Lüthen	1:39.261	1:39.280	15	



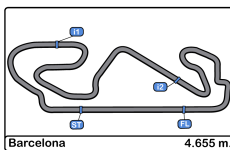


Circuito de Barcelona
Euroformula Open
Free Practice - 2
Best 5 Lap Times



Cls	Nº	Entrant	Nat	Driver	Nat	Cat	Cls	Chassis - Engine	Team	Best 1		Best 2		Best 3		Best 4		Best 5	
										Time	Lap	Time	Lap	Time	Lap	Time	Lap	Time	Lap
1	26	Double R	GBR	Louis Foster	GBR			Dallara F320 HWA	Double R	1:36.449	14	1:36.606	13	1:36.830	15	1:36.997	12	1:37.432	11
2	20	Cryptotower Racing	JPN	Yifei Ye	CHN			Dallara F320 Spiess	Cryptotower Racing	1:36.515	8	1:36.949	7	1:37.881	2	1:40.644	3	1:40.818	10
3	28	Team Motopark	DEU	Cameron Das	USA			Dallara F320 Spiess	Team Motopark	1:36.997	14	1:37.139	11	1:37.454	7	1:37.550	13	1:37.586	6
4	69	Cryptotower Racing	JPN	Lukas Dunner	AUT			Dallara F320 Spiess	Cryptotower Racing	1:36.998	14	1:37.085	13	1:37.754	9	1:37.948	4	1:37.979	8
5	31	Carlin	GBR	Zane Maloney	BRB	R	1	Dallara F320 Spiess	Carlin	1:37.126	17	1:37.140	16	1:37.215	15	1:37.713	14	1:37.911	13
6	16	Van Amersfoort Racing	NLD	Andreas Estner	DEU			Dallara F320 HWA	Van Amersfoort Racing	1:37.202	19	1:37.246	20	1:37.269	16	1:37.447	17	1:37.468	12
7	33	Team Motopark	DEU	Manuel Maldonado	VEN			Dallara F320 Spiess	Team Motopark	1:37.235	17	1:37.501	16	1:37.918	15	1:37.948	14	1:38.303	10
8	4	Team Motopark	DEU	Niklas Krütten	DEU	R	2	Dallara F320 Spiess	Team Motopark	1:37.249	13	1:37.365	14	1:37.422	11	1:37.423	12	1:38.300	6
9	34	DRIVEX	ESP	Rafael Villagomez	MEX	R	3	Dallara F320 HWA	DRIVEX	1:37.270	15	1:37.419	14	1:37.736	9	1:38.253	13	1:38.873	6
10	12	DRIVEX	ESP	Glenn Van Berlo	NLD	R	4	Dallara F320 HWA	DRIVEX	1:37.430	7	1:37.434	10	1:37.881	11	1:37.967	9	1:38.186	4
11	99	Cryptotower Racing	JPN	Rui Andrade	AGO			Dallara F320 Spiess	Cryptotower Racing	1:37.670	13	1:37.700	14	1:38.213	12	1:38.295	8	1:41.928	7
12	15	Van Amersfoort Racing	NLD	Sebastian Estner	DEU	R	5	Dallara F320 HWA	Van Amersfoort Racing	1:37.684	12	1:37.754	15	1:37.765	17	1:37.777	13	1:37.955	14
13	6	Carlin	GBR	Ido Cohen	ISR			Dallara F320 Spiess	Carlin	1:37.724	15	1:37.924	12	1:38.036	14	1:38.191	11	1:38.564	7
14	25	Van Amersfoort Racing	NLD	Alexandre Bardion	FRA			Dallara F320 HWA	Van Amersfoort Racing	1:37.881	14	1:38.004	16	1:38.076	15	1:38.449	17	1:38.472	13
15	8	Double R	GBR	Matthias Lüthen	DEU	R	6	Dallara F320 HWA	Double R	1:39.280	10	1:39.495	15	1:40.191	8	1:40.288	9	1:41.343	6



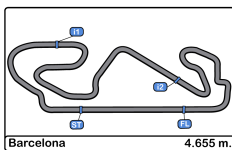


Circuito de Barcelona
Euroformula Open
Free Practice - 2
Best 5 Top Speeds



Cls	Nº	Entrant	Nat	Driver	Nat	Cat	Cls	Chassis - Engine	Team	Top 1		Top 2		Top 3		Top 4		Top 5		Avg
										Km/h	Lap	Km/h	Lap	Km/h	Lap	Km/h	Lap	Km/h	Lap	
1	34	DRIVEX	ESP	Rafael Villagomez	MEX	R	1	Dallara F320 HWA	DRIVEX	244.3	14	241.0	16	240.5	7	240.0	9	240.0	10	241.1
2	16	Van Amersfoort Racing	NLD	Andreas Estner	DEU			Dallara F320 HWA	Van Amersfoort Racing	241.6	8	240.5	19	240.0	18	239.4	5	239.4	10	240.2
3	12	DRIVEX	ESP	Glenn Van Berlo	NLD	R	2	Dallara F320 HWA	DRIVEX	238.9	5	238.4	10	238.4	11	238.4	12	236.8	4	238.2
4	31	Carlin	GBR	Zane Maloney	BRB	R	3	Dallara F320 Spiess	Carlin	238.9	18	237.8	16	237.3	9	237.3	15	236.8	13	237.6
5	25	Van Amersfoort Racing	NLD	Alexandre Bardoin	FRA			Dallara F320 HWA	Van Amersfoort Racing	238.4	10	237.8	15	237.8	16	237.8	17	237.3	9	237.8
6	26	Double R	GBR	Louis Foster	GBR			Dallara F320 HWA	Double R	238.4	9	237.8	14	237.8	16	237.3	5	237.3	13	237.7
7	4	Team Motopark	DEU	Niklas Krütten	DEU	R	4	Dallara F320 Spiess	Team Motopark	236.8	7	236.3	15	235.8	14	235.2	6	235.2	13	235.9
8	6	Carlin	GBR	Ido Cohen	ISR			Dallara F320 Spiess	Carlin	236.8	6	235.2	8	234.7	12	234.7	16	234.2	7	235.1
9	15	Van Amersfoort Racing	NLD	Sebastian Estner	DEU	R	5	Dallara F320 HWA	Van Amersfoort Racing	236.8	18	236.3	16	236.3	17	235.8	15	235.2	11	236.1
10	69	Cryptotower Racing	JPN	Lukas Dunner	AUT			Dallara F320 Spiess	Cryptotower Racing	236.8	16	236.3	15	234.7	9	234.2	5	234.2	14	235.2
11	8	Double R	GBR	Matthias Lüthen	DEU	R	6	Dallara F320 HWA	Double R	236.3	8	236.3	14	235.8	11	235.8	15	235.2	7	235.9
12	20	Cryptotower Racing	JPN	Yifei Ye	CHN			Dallara F320 Spiess	Cryptotower Racing	235.2	11	234.7	3	234.7	9	234.2	4	234.2	10	234.6
13	99	Cryptotower Racing	JPN	Rui Andrade	AGO			Dallara F320 Spiess	Cryptotower Racing	234.7	7	234.7	13	234.7	14	234.2	6	234.2	8	234.5
14	28	Team Motopark	DEU	Cameron Das	USA			Dallara F320 Spiess	Team Motopark	234.2	8	233.7	7	233.7	12	233.7	14	233.7	15	233.8
15	33	Team Motopark	DEU	Manuel Maldonado	VEN			Dallara F320 Spiess	Team Motopark	234.2	11	234.2	15	234.2	16	233.7	5	233.7	17	234.0



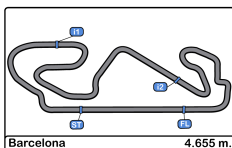


Circuito de Barcelona
Euroformula Open
Free Practice - 2
Fastest Laps Sequence



Lap	Time of Day	Session Time	Nº	Entrant	Nat	Driver	Nat	Cat	Chassis - Engine	Team	Time	Km/h
2	16:13:37.246	3:37.246	15	Van Amersfoort Racing		Sebastian Estner		R	Dallara F320 HWA	Van Amersfoort Racing	1:43.849	161.3
3	16:15:16.425	5:16.425	15	Van Amersfoort Racing		Sebastian Estner		R	Dallara F320 HWA	Van Amersfoort Racing	1:39.179	168.9
3	16:15:24.252	5:24.252	31	Carlin		Zane Maloney		R	Dallara F320 Spiess	Carlin	1:38.895	169.4
4	16:16:54.860	6:54.860	15	Van Amersfoort Racing		Sebastian Estner		R	Dallara F320 HWA	Van Amersfoort Racing	1:38.435	170.2
4	16:17:02.472	7:02.472	31	Carlin		Zane Maloney		R	Dallara F320 Spiess	Carlin	1:38.220	170.6
4	16:17:26.619	7:26.619	12	DRIVEX		Glenn Van Berlo		R	Dallara F320 HWA	DRIVEX	1:38.186	170.6
4	16:17:33.658	7:33.658	69	Cryptotower Racing Team		Lukas Dunner			Dallara F320 Spiess	Cryptotower Racing Team	1:37.948	171.0
2	16:30:17.929	20:17.929	20	Cryptotower Racing Team		Yifei Ye			Dallara F320 Spiess	Cryptotower Racing Team	1:37.881	171.2
7	16:30:40.155	20:40.155	26	Double R		Louis Foster			Dallara F320 HWA	Double R	1:37.859	171.2
6	16:31:20.763	21:20.763	28	Team Motopark		Cameron Das			Dallara F320 Spiess	Team Motopark	1:37.586	171.7
8	16:32:17.738	22:17.738	26	Double R		Louis Foster			Dallara F320 HWA	Double R	1:37.583	171.7
7	16:32:58.217	22:58.217	28	Team Motopark		Cameron Das			Dallara F320 Spiess	Team Motopark	1:37.454	171.9
7	16:37:35.602	27:35.602	12	DRIVEX		Glenn Van Berlo		R	Dallara F320 HWA	DRIVEX	1:37.430	172.0
12	16:43:44.729	33:44.729	26	Double R		Louis Foster			Dallara F320 HWA	Double R	1:36.997	172.7
7	16:44:45.896	34:45.896	20	Cryptotower Racing Team		Yifei Ye			Dallara F320 Spiess	Cryptotower Racing Team	1:36.949	172.8
13	16:45:21.335	35:21.335	26	Double R		Louis Foster			Dallara F320 HWA	Double R	1:36.606	173.4
8	16:46:22.411	36:22.411	20	Cryptotower Racing Team		Yifei Ye			Dallara F320 Spiess	Cryptotower Racing Team	1:36.515	173.6
14	16:46:57.784	36:57.784	26	Double R		Louis Foster			Dallara F320 HWA	Double R	1:36.449	173.7



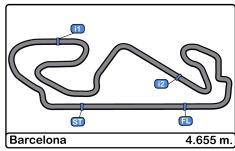


Circuito de Barcelona
Euroformula Open
Free Practice - 2
Event Best Maximum Speed



Nº	Entrant	Nat	Driver	Nat	Cat	Clas	Chassis - Engine	Team	Km/h	Session
34	DRIVEX	ESP	Rafael Villagomez	MEX	R	1	Dallara F320 HWA	DRIVEX	244.3	Free Practice - 2
16	Van Amersfoort Racing	NLD	Andreas Estner	DEU			Dallara F320 HWA	Van Amersfoort Racing	241.6	Free Practice - 2
12	DRIVEX	ESP	Glenn Van Berlo	NLD	R	2	Dallara F320 HWA	DRIVEX	238.9	Free Practice - 2
31	Carlin	GBR	Zane Maloney	BRB	R	3	Dallara F320 Spiess	Carlin	238.9	Free Practice - 2
26	Double R	GBR	Louis Foster	GBR			Dallara F320 HWA	Double R	238.4	Free Practice - 2
25	Van Amersfoort Racing	NLD	Alexandre Bardion	FRA			Dallara F320 HWA	Van Amersfoort Racing	238.4	Free Practice - 2
15	Van Amersfoort Racing	NLD	Sebastian Estner	DEU	R	4	Dallara F320 HWA	Van Amersfoort Racing	237.3	Free Practice - 1
6	Carlin	GBR	Ido Cohen	ISR			Dallara F320 Spiess	Carlin	236.8	Free Practice - 2
4	Team Motopark	DEU	Niklas Krütten	DEU	R	5	Dallara F320 Spiess	Team Motopark	236.8	Free Practice - 2
69	Cryptotower Racing Team	JPN	Lukas Dunner	AUT			Dallara F320 Spiess	Cryptotower Racing Team	236.8	Free Practice - 2
33	Team Motopark	DEU	Manuel Maldonado	VEN			Dallara F320 Spiess	Team Motopark	236.3	Free Practice - 1
8	Double R	GBR	Matthias Lüthen	DEU	R	6	Dallara F320 HWA	Double R	236.3	Free Practice - 2
20	Cryptotower Racing Team	JPN	Yifei Ye	CHN			Dallara F320 Spiess	Cryptotower Racing Team	235.2	Free Practice - 2
99	Cryptotower Racing Team	JPN	Rui Andrade	AGO			Dallara F320 Spiess	Cryptotower Racing Team	234.7	Free Practice - 2
28	Team Motopark	DEU	Cameron Das	USA			Dallara F320 Spiess	Team Motopark	234.2	Free Practice - 2





Circuit de Barcelona
Euroformula Open
Free Practice - 2
Pit Stop Analysis



4 Niklas Krütten R Team Motopark
 Dallara F320 Spiess

Nr.	In Day Time	In Time	Out Time	Pit Time	T. Pit Time	Handicap	Penalty
1	16:19:51.686	16:19:51.686	16:26:44.137	6:52.451	6:52.451		
2	16:33:33.938	16:33:33.938	16:39:58.169	6:24.231	13:16.682		

6 Ido Cohen Carlin
 Dallara F320 Spiess

Nr.	In Day Time	In Time	Out Time	Pit Time	T. Pit Time	Handicap	Penalty
1	16:15:44.800	16:15:44.800	16:26:29.067	10:44.267	10:44.267		
2	16:35:25.898	16:35:25.898	16:38:21.325	2:55.427	13:39.694		

8 Matthias Lüthen R Double R
 Dallara F320 HWA

Nr.	In Day Time	In Time	Out Time	Pit Time	T. Pit Time	Handicap	Penalty
1	16:14:46.806	16:14:46.806	16:15:16.203	29.397	29.397		
2	16:24:16.070	16:24:16.070	16:29:53.166	5:37.096	6:06.493		
3	16:41:54.847	16:41:54.847	16:44:37.042	2:42.195	8:48.688		

12 Glenn Van Berlo R DRIVEX
 Dallara F320 HWA

Nr.	In Day Time	In Time	Out Time	Pit Time	T. Pit Time	Handicap	Penalty
1	16:19:11.615	16:19:11.615	16:34:14.095	15:02.480	15:02.480		

15 Sebastian Estner R Van Amersfoort Racing
 Dallara F320 HWA

Nr.	In Day Time	In Time	Out Time	Pit Time	T. Pit Time	Handicap	Penalty
1	16:20:32.470	16:20:32.470	16:27:11.495	6:39.025	6:39.025		
2	16:29:16.605	16:29:16.605	16:29:39.340	22.735	7:01.760		

16 Andreas Estner Van Amersfoort Racing
 Dallara F320 HWA

Nr.	In Day Time	In Time	Out Time	Pit Time	T. Pit Time	Handicap	Penalty
1	16:11:58.742	16:11:58.742	16:12:22.773	24.031	24.031		
2	16:14:15.670	16:14:15.670	16:14:39.761	24.091	48.122		
3	16:19:58.357	16:19:58.357	16:26:34.592	6:36.235	7:24.357		

20 Yifei Ye Cryptotower Racing Team
 Dallara F320 Spiess

Nr.	In Day Time	In Time	Out Time	Pit Time	T. Pit Time	Handicap	Penalty
1	16:33:39.225	16:33:39.225	16:39:39.855	6:00.630	6:00.630		

25 Alexandre Bardinon Van Amersfoort Racing
 Dallara F320 HWA

Nr.	In Day Time	In Time	Out Time	Pit Time	T. Pit Time	Handicap	Penalty
1	16:19:10.029	16:19:10.029	16:26:32.191	7:22.162	7:22.162		
2	16:35:14.733	16:35:14.733	16:39:26.007	4:11.274	11:33.436		

26 Louis Foster Double R
 Dallara F320 HWA

Nr.	In Day Time	In Time	Out Time	Pit Time	T. Pit Time	Handicap	Penalty
1	16:19:42.999	16:19:42.999	16:27:04.878	7:21.879	7:21.879		
2	16:33:57.424	16:33:57.424	16:38:48.350	4:50.926	12:12.805		

28 Cameron Das Team Motopark
 Dallara F320 Spiess

Nr.	In Day Time	In Time	Out Time	Pit Time	T. Pit Time	Handicap	Penalty
1	16:20:52.841	16:20:52.841	16:26:22.957	5:30.116	5:30.116		
2	16:34:39.076	16:34:39.076	16:40:33.941	5:54.865	11:24.981		

31 Zane Maloney R Carlin
 Dallara F320 Spiess

Nr.	In Day Time	In Time	Out Time	Pit Time	T. Pit Time	Handicap	Penalty
1	16:20:35.776	16:20:35.776	16:26:27.790	5:52.014	5:52.014		
2	16:33:10.110	16:33:10.110	16:37:43.683	4:33.573	10:25.587		

33 Manuel Maldonado Team Motopark
 Dallara F320 Spiess

Nr.	In Day Time	In Time	Out Time	Pit Time	T. Pit Time	Handicap	Penalty
1	16:20:48.417	16:20:48.417	16:26:59.607	6:11.190	6:11.190		
2	16:35:39.892	16:35:39.892	16:41:03.951	5:24.059	11:35.249		

34 Rafael Villagomez R DRIVEX
 Dallara F320 HWA

Nr.	In Day Time	In Time	Out Time	Pit Time	T. Pit Time	Handicap	Penalty
1	16:20:00.183	16:20:00.183	16:26:38.033	6:37.850	6:37.850		
2	16:36:43.341	16:36:43.341	16:39:01.259	2:17.918	8:55.768		

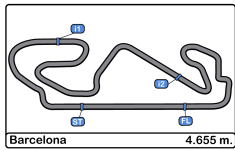
69 Lukas Dunner Cryptotower Racing Team
 Dallara F320 Spiess

Nr.	In Day Time	In Time	Out Time	Pit Time	T. Pit Time	Handicap	Penalty
1	16:19:21.402	16:19:21.402	16:28:03.261	8:41.859	8:41.859		
2	16:36:28.137	16:36:28.137	16:41:23.967	4:55.830	13:37.689		

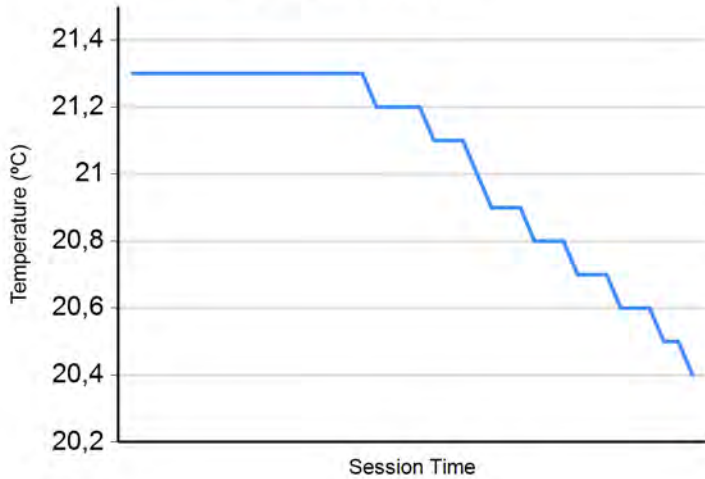
99 Rui Andrade Cryptotower Racing Team
 Dallara F320 Spiess

Nr.	In Day Time	In Time	Out Time	Pit Time	T. Pit Time	Handicap	Penalty
1	16:12:21.419	16:12:21.419	16:12:44.621	23.202	23.202		
2	16:14:54.718	16:14:54.718	16:15:18.913	24.195	47.397		
3	16:17:40.242	16:17:40.242	16:26:45.052	9:04.810	9:52.207		
4	16:37:05.618	16:37:05.618	16:42:33.348	5:27.730	15:19.937		

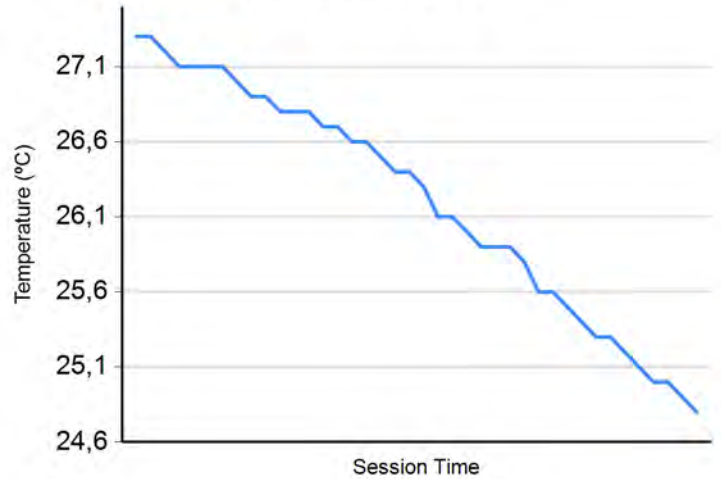




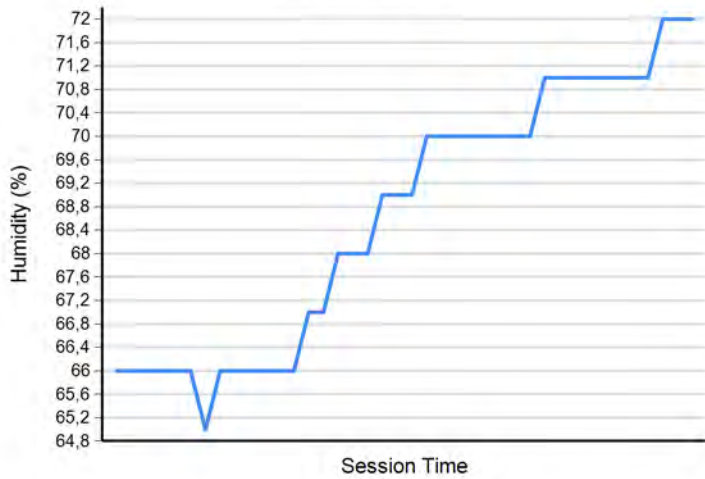
Air Temperature



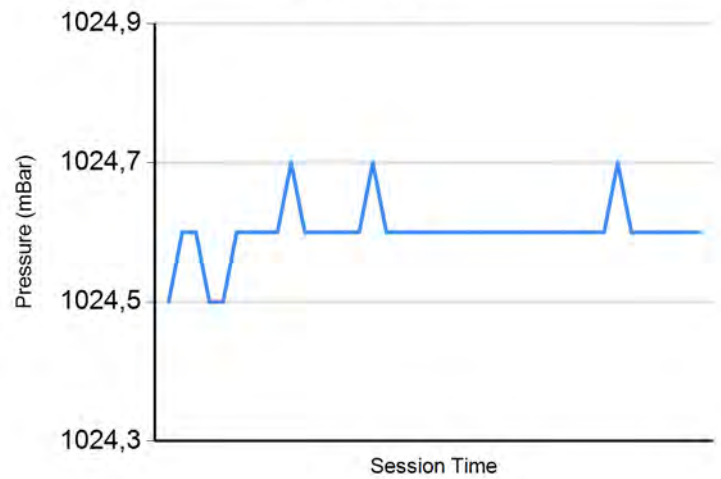
Track Temperature



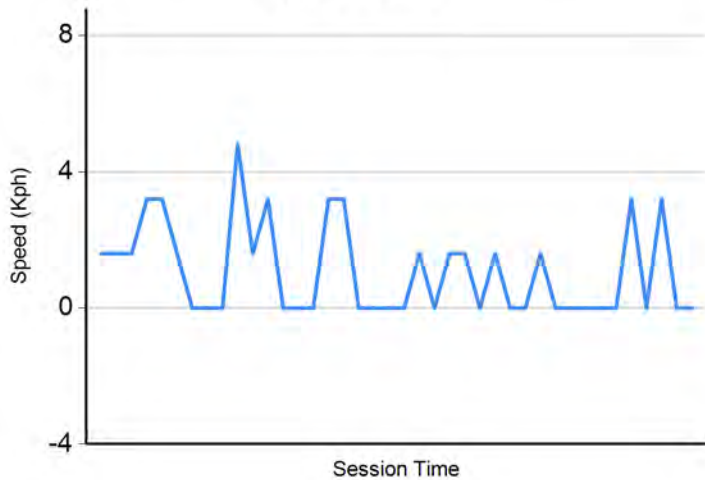
Humidity



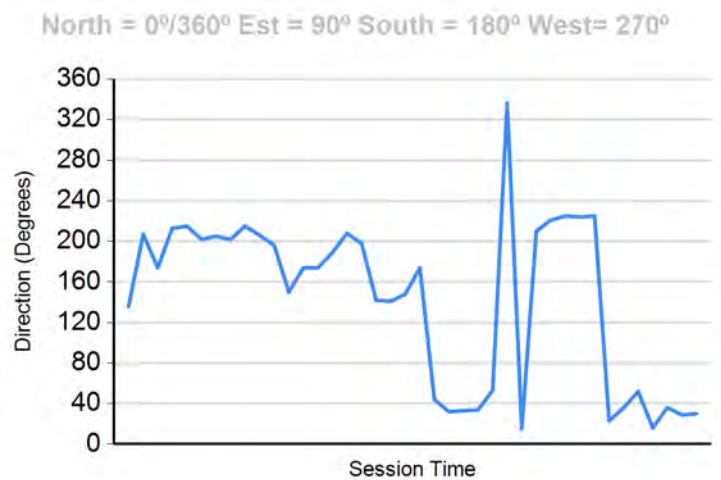
Pressure

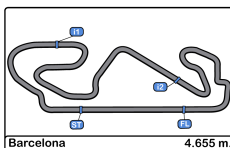


Wind Speed



Wind direction






Circuito de Barcelona
Euroformula Open
Free Practice 1 - 2
Combined Results



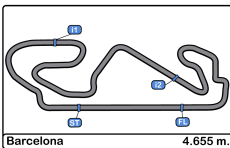
Cls	Nº	Entrant	Nat	Driver	Nat	Cat	Cls	Chassis - Engine	Team	Laps	Free Practice - 1	Free Practice - 2	Best	Gap	Interval	Km/h		
1	26	Double R	GBR	Louis Foster	GBR			Dallara F320 HWA	Double R	35	1:37.334	18	1:36.449			173.7		
2	20	Cryptotower Racing	JPN	Yifei Ye	CHN			Dallara F320 Spiess	Cryptotower Racing	29	1:37.918	13	1:36.515	0.066	0.066	173.6		
3	28	Team Motopark	DEU	Cameron Das	USA			Dallara F320 Spiess	Team Motopark	31	1:37.859	13	1:36.997	0.548	0.482	172.7		
4	69	Cryptotower Racing	JPN	Lukas Dunner	AUT			Dallara F320 Spiess	Cryptotower Racing	31	1:37.541	11	1:36.998	0.549	0.001	172.7		
5	16	Van Amersfoort Racing	NLD	Andreas Estner	DEU			Dallara F320 HWA	Van Amersfoort Racing	37	1:37.022	11	1:37.202	19	1:37.022	0.573	0.024	172.7
6	31	Carlin	GBR	Zane Maloney	BRB	R	1	Dallara F320 Spiess	Carlin	36	1:37.981	17	1:37.126	0.677	0.104	172.5		
7	33	Team Motopark	DEU	Manuel Maldonado	VEN			Dallara F320 Spiess	Team Motopark	35	1:38.258	10	1:37.235	0.786	0.109	172.3		
8	4	Team Motopark	DEU	Niklas Krütten	DEU	R	2	Dallara F320 Spiess	Team Motopark	33	1:38.116	15	1:37.249	0.800	0.014	172.3		
9	34	DRIVEX	ESP	Rafael Villagomez	MEX	R	3	Dallara F320 HWA	DRIVEX	38	1:38.488	15	1:37.270	0.821	0.021	172.2		
10	12	DRIVEX	ESP	Glenn Van Berlo	NLD	R	4	Dallara F320 HWA	DRIVEX	31	1:38.146	17	1:37.430	0.981	0.160	172.0		
11	99	Cryptotower Racing	JPN	Rui Andrade	AGO			Dallara F320 Spiess	Cryptotower Racing	34	1:38.486	15	1:37.670	1.221	0.240	171.5		
12	15	Van Amersfoort Racing	NLD	Sebastian Estner	DEU	R	5	Dallara F320 HWA	Van Amersfoort Racing	34	1:38.380	14	1:37.684	1.235	0.014	171.5		
13	6	Carlin	GBR	Ido Cohen	ISR			Dallara F320 Spiess	Carlin	27	1:39.336	10	1:37.724	1.275	0.040	171.4		
14	25	Van Amersfoort Racing	NLD	Alexandre Bardion	FRA			Dallara F320 HWA	Van Amersfoort Racing	38	1:38.032	12	1:37.881	1.432	0.157	171.2		
15	8	Double R	GBR	Matthias Lüthen	DEU	R	6	Dallara F320 HWA	Double R	34	1:39.824	13	1:39.280	2.831	1.399	168.7		

CAR 12 TIME 1:41.552 DELETED TRACK LIMITS AT T 15
 CAR 4 TIME 1:40.876 DELETED TRACK LIMITS AT T 15
 CAR 34 TIME 1:38.200 DELETED TRACK LIMITS AT T 15
 CAR 69 TIME 1:36.928 DELETED TRACK LIMITS AT T 15

Published at:.....

Stewards:	Race Director:	Timekeeper: 
------------------	-----------------------	--





Circuito de Barcelona
Euroformula Open
Free Practice - 3
Provisional Results



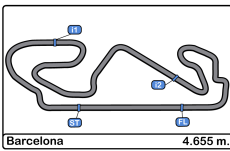
Clas	Nº	Entrant	Nat	Driver	Nat	Cat	Clas	Chassis - Engine	Team	Laps	Best	Time	Gap	Interval	Km/h
1	20	Cryptotower Racing Team	● JPN	Yifei Ye	● CHN			Dallara F320 Spiess	Cryptotower Racing Team	18	16	1:35.672			175.1
2	16	Van Amersfoort Racing	■ NLD	Andreas Estner	■ DEU			Dallara F320 HWA	Van Amersfoort Racing	14	11	1:35.750	0.078	0.078	175.0
3	26	Double R	■ GBR	Louis Foster	■ GBR			Dallara F320 HWA	Double R	17	15	1:35.804	0.132	0.054	174.9
4	28	Team Motopark	■ DEU	Cameron Das	■ USA			Dallara F320 Spiess	Team Motopark	17	16	1:35.961	0.289	0.157	174.6
5	31	Carlin	■ GBR	Zane Maloney	■ BRB	R	1	Dallara F320 Spiess	Carlin	20	16	1:36.136	0.464	0.175	174.3
6	69	Cryptotower Racing Team	● JPN	Lukas Dunner	■ AUT			Dallara F320 Spiess	Cryptotower Racing Team	17	16	1:36.170	0.498	0.034	174.2
7	4	Team Motopark	■ DEU	Niklas Krütten	■ DEU	R	2	Dallara F320 Spiess	Team Motopark	19	15	1:36.187	0.515	0.017	174.2
8	12	DRIVEX	■ ESP	Glenn Van Berlo	■ NLD	R	3	Dallara F320 HWA	DRIVEX	16	13	1:36.235	0.563	0.048	174.1
9	25	Van Amersfoort Racing	■ NLD	Alexandre Bardinon	■ FRA			Dallara F320 HWA	Van Amersfoort Racing	18	14	1:36.319	0.647	0.084	173.9
10	15	Van Amersfoort Racing	■ NLD	Sebastian Estner	■ DEU	R	4	Dallara F320 HWA	Van Amersfoort Racing	15	14	1:36.338	0.666	0.019	173.9
11	33	Team Motopark	■ DEU	Manuel Maldonado	■ VEN			Dallara F320 Spiess	Team Motopark	17	15	1:36.359	0.687	0.021	173.9
12	34	DRIVEX	■ ESP	Rafael Villagomez	■ MEX	R	5	Dallara F320 HWA	DRIVEX	20	17	1:36.483	0.811	0.124	173.6
13	6	Carlin	■ GBR	Ido Cohen	■ ISR			Dallara F320 Spiess	Carlin	17	14	1:36.495	0.823	0.012	173.6
14	99	Cryptotower Racing Team	● JPN	Rui Andrade	■ AGO			Dallara F320 Spiess	Cryptotower Racing Team	16	14	1:36.831	1.159	0.336	173.0
15	8	Double R	■ GBR	Matthias Lüthen	■ DEU	R	6	Dallara F320 HWA	Double R	21	16	1:38.053	2.381	1.222	170.9

Published at:.....

Track Temp: 15.6 °C Air Temp: 12.4 °C Humidity: 83 % Track Status: DRY

Stewards:	Race Director:	Timekeeper: 
-----------	----------------	---





Circuito de Barcelona
Euroformula Open
Free Practice - 3
Provisional Results by Class



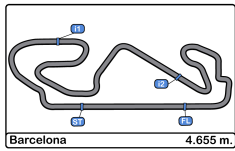
Clas	Nº	Entrant	Nat	Driver	Nat	Cat	Clas	Chassis - Engine	Team	Laps	Best	Time	Gap	Interval	Km/h
1	20	Cryptotower Racing	● JPN	Yifei Ye	🇨🇳 CHN			Dallara F320 Spiess	Cryptotower Racing	18	16	1:35.672			175.1
2	16	Van Amersfoort	🇳🇱 NLD	Andreas Estner	🇩🇪 DEU			Dallara F320 HWA	Van Amersfoort	14	11	1:35.750	0.078	0.078	175.0
3	26	Double R	🇬🇧 GBR	Louis Foster	🇬🇧 GBR			Dallara F320 HWA	Double R	17	15	1:35.804	0.132	0.054	174.9
4	28	Team Motopark	🇩🇪 DEU	Cameron Das	🇺🇸 USA			Dallara F320 Spiess	Team Motopark	17	16	1:35.961	0.289	0.157	174.6
5	69	Cryptotower Racing	● JPN	Lukas Dunner	🇦🇹 AUT			Dallara F320 Spiess	Cryptotower Racing	17	16	1:36.170	0.498	0.209	174.2
6	25	Van Amersfoort	🇳🇱 NLD	Alexandre Bardinon	🇫🇷 FRA			Dallara F320 HWA	Van Amersfoort	18	14	1:36.319	0.647	0.149	173.9
7	33	Team Motopark	🇩🇪 DEU	Manuel Maldonado	🇻🇪 VEN			Dallara F320 Spiess	Team Motopark	17	15	1:36.359	0.687	0.040	173.9
8	6	Carlin	🇬🇧 GBR	Ido Cohen	🇮🇱 ISR			Dallara F320 Spiess	Carlin	17	14	1:36.495	0.823	0.136	173.6
9	99	Cryptotower Racing	● JPN	Rui Andrade	🇦🇴 AGO			Dallara F320 Spiess	Cryptotower Racing	16	14	1:36.831	1.159	0.336	173.0
Rookie															
1	31	Carlin	🇬🇧 GBR	Zane Maloney	🇧🇧 BRB	R	1	Dallara F320 Spiess	Carlin	20	16	1:36.136			174.3
2	4	Team Motopark	🇩🇪 DEU	Niklas Krütten	🇩🇪 DEU	R	2	Dallara F320 Spiess	Team Motopark	19	15	1:36.187	0.051	0.051	174.2
3	12	DRIVEX	🇪🇸 ESP	Glenn Van Berlo	🇳🇱 NLD	R	3	Dallara F320 HWA	DRIVEX	16	13	1:36.235	0.099	0.048	174.1
4	15	Van Amersfoort	🇳🇱 NLD	Sebastian Estner	🇩🇪 DEU	R	4	Dallara F320 HWA	Van Amersfoort	15	14	1:36.338	0.202	0.103	173.9
5	34	DRIVEX	🇪🇸 ESP	Rafael Villagomez	🇲🇽 MEX	R	5	Dallara F320 HWA	DRIVEX	20	17	1:36.483	0.347	0.145	173.6
6	8	Double R	🇬🇧 GBR	Matthias Lüthen	🇩🇪 DEU	R	6	Dallara F320 HWA	Double R	21	16	1:38.053	1.917	1.570	170.9

Published at:.....

Track Temp: 15.6 °C Air Temp: 12.4 °C Humidity: 83 % Track Status: DRY

Stewards:	Race Director:	Timekeeper:
------------------	-----------------------	--------------------





Circuit de Barcelona
Euroformula Open
Free Practice - 3
Lap Analysis



4

Niklas Krütten

Dallara F320 Spiess

8

Matthias Lüthen

Dallara F320 HWA

R

Team Motopark

R

Double R

Lap	D	Time	Sector 1	Sector 2	Sector 3	T. Spd	Elapsed	Lap	D	Time	Sector 1	Sector 2	Sector 3	T. Spd	Elapsed
1		9:02:12.264	9:00:53.214	42.232	36.818	166.4	9:02:12.264	1		9:02:11.979	9:00:49.366	45.282	37.331	153.1	9:02:11.979
2		1:45.950	31.031	39.096	35.823	222.2	9:03:58.214	2		1:58.693 P	33.114	40.799	44.780	197.0	9:04:10.672
3		1:39.320	29.479	37.294	32.547	231.2	9:05:37.534	3		2:25.337	1:14.169	38.130	33.038	181.8	9:06:36.009
4		1:38.972	29.177	37.055	32.740	233.7	9:07:16.506	4		1:42.075	30.340	38.897	32.838	234.7	9:08:18.084
5		1:43.376 P	29.069	36.753	37.554	234.7	9:08:59.882	5		1:39.442	29.334	37.511	32.597	235.8	9:09:57.526
6		4:52.074	3:30.576	45.005	36.493	171.1	9:13:51.956	6		1:40.029	29.595	37.441	32.993	234.7	9:11:37.555
7		1:41.970	30.800	38.453	32.717	219.0	9:15:33.926	7		1:39.455	29.308	37.597	32.550	233.7	9:13:17.010
8		1:38.134	29.219	36.768	32.147	230.2	9:17:12.060	8		1:39.084	29.228	37.345	32.511	233.7	9:14:56.094
9		1:37.475	29.049	36.631	31.795	231.2	9:18:49.535	9		1:48.889	29.315	37.018	42.556	233.7	9:16:44.983
10		1:37.321	28.950	36.549	31.822	232.7	9:20:26.856	10		1:38.760	29.332	37.114	32.314	235.8	9:18:23.743
11		1:43.454 P	28.996	36.504	37.954	233.2	9:22:10.310	11		1:54.157 P	29.333	36.904	47.920	233.7	9:20:17.900
12		8:47.401	7:33.341	40.440	33.620	167.7	9:30:57.711	12		6:17.203	4:48.895	41.603	46.705	127.2	9:26:35.103
13		1:44.336	30.158	37.741	36.437	222.2	9:32:42.047	13		1:41.719	30.579	38.170	32.970	231.2	9:28:16.822
14		1:36.484	28.988	36.077	31.419	231.2	9:34:18.531	14		1:38.568	29.142	37.038	32.388	233.2	9:29:55.390
15		1:36.187	28.733	36.079	31.375	232.2	9:35:54.718	15		1:38.524	29.298	36.900	32.326	233.7	9:31:33.914
16		1:36.271	28.645	36.150	31.476	232.7	9:37:30.989	16		1:38.053	29.053	36.735	32.265	234.7	9:33:11.967
17		1:43.169	28.705	41.055	33.409	233.7	9:39:14.158	17		1:43.805	29.180	41.184	33.441	234.2	9:34:55.772
18		1:41.347	31.925	37.433	31.989	231.7	9:40:55.505	18		1:42.910	28.922	37.882	36.106	234.2	9:36:38.682
19		1:43.221 P	29.065	36.699	37.457	234.2	9:42:38.726	19		1:38.455	29.013	37.011	32.431	234.2	9:38:17.137
20		1:38.383						20		1:38.383	28.975	37.021	32.387	234.2	9:39:55.520
21		1:46.818 P						21		1:46.818 P	29.248	37.273	40.297	234.7	9:41:42.338

6

Ido Cohen

Dallara F320 Spiess

Carlin

12

Glenn Van Berlo

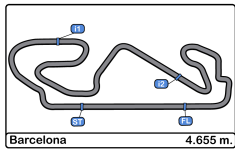
Dallara F320 HWA

R

DRIVEX

Lap	D	Time	Sector 1	Sector 2	Sector 3	T. Spd	Elapsed	Lap	D	Time	Sector 1	Sector 2	Sector 3	T. Spd	Elapsed
1		9:02:04.209	9:00:41.788	44.090	38.331	173.6	9:02:04.209	1		9:02:06.323 P	9:00:46.452	40.386	39.485	132.3	9:02:06.323
2		1:50.202	33.309	40.495	36.398	225.9	9:03:54.411	2		2:21.611	1:05.430	39.271	36.910	180.0	9:04:27.934
3		1:39.461	29.320	37.341	32.800	235.8	9:05:33.872	3		1:38.475	29.361	36.950	32.164	234.7	9:06:06.409
4		1:38.324	29.067	36.854	32.403	238.9	9:07:12.196	4		1:37.617	28.976	36.673	31.968	236.8	9:07:44.026
5		1:37.767	28.807	36.792	32.168	237.8	9:08:49.963	5		1:37.618	28.913	36.707	31.998	237.3	9:09:21.644
6		1:37.367	28.658	36.589	32.120	236.8	9:10:27.330	6		1:37.818	28.832	37.000	31.986	237.8	9:10:59.462
7		1:37.412	28.621	36.489	32.302	237.3	9:12:04.742	7		1:37.718	28.898	36.753	32.067	236.8	9:12:37.180
8		1:49.534 P	28.702	37.765	43.067	237.3	9:13:54.276	8		1:41.176 P	28.872	36.928	35.376	239.4	9:14:18.356
9		11:25.375	10:05.547	42.782	37.046	154.5	9:25:19.651	9		16:49.366	15:26.517	44.838	38.011	177.6	9:31:07.722
10		1:50.581	31.731	42.700	36.150	229.7	9:27:10.232	10		1:43.879	29.859	39.270	34.750	234.2	9:32:51.601
11		1:36.629	28.693	36.222	31.714	236.3	9:28:46.861	11		1:36.652	28.713	36.435	31.504	236.3	9:34:28.253
12		1:41.149	30.378	37.355	33.416	237.8	9:30:28.010	12		1:36.400	28.641	36.227	31.532	237.3	9:36:04.653
13		1:41.745	28.833	39.221	33.691	236.8	9:32:09.755	13		1:36.235	28.542	36.224	31.469	237.8	9:37:40.888
14		1:36.495	28.667	36.173	31.655	235.8	9:33:46.250	14		1:36.304	28.542	36.158	31.604	238.4	9:39:17.192
15		1:37.051	28.525	35.973	32.553	237.3	9:35:23.301	15		1:36.889	28.429	36.323	32.137	239.4	9:40:54.081
16		1:36.903	28.645	36.363	31.895	236.8	9:37:00.204	16		1:41.428 P	29.581	36.202	35.645	238.4	9:42:35.509
17		1:48.014 P	28.385	36.268	43.361	239.4	9:38:48.218								





Circuit de Barcelona
Euroformula Open
Free Practice - 3
Lap Analysis



15

Sebastian Estner

Dallara F320 HWA

25

Alexandre Bardinon

Dallara F320 HWA

R

Van Amersfoort Racing

Van Amersfoort Racing

Lap	D	Time	Sector 1	Sector 2	Sector 3	T. Spd	Elapsed	Lap	D	Time	Sector 1	Sector 2	Sector 3	T. Spd	Elapsed
1		9:02:05.302	9:00:46.708	42.613	35.981	141.1	9:02:05.302	1		9:03:03.596	9:01:44.876	43.977	34.743	137.7	9:03:03.596
2		1:45.237	31.805	38.784	34.648	221.3	9:03:50.539	2		1:42.777	31.087	38.781	32.909	192.8	9:04:46.373
3		1:41.895	29.767	37.753	34.375	227.8	9:05:32.434	3		1:38.727	29.258	37.082	32.387	234.2	9:06:25.100
4		1:41.874	31.004	37.640	33.230	229.2	9:07:14.308	4		1:38.426	29.071	36.880	32.475	235.2	9:08:03.526
5		1:37.804	29.003	36.528	32.273	232.2	9:08:52.112	5		1:38.061	29.026	36.684	32.351	235.2	9:09:41.587
6		1:37.210	28.818	36.396	31.996	232.7	9:10:29.322	6		1:37.551	28.830	36.624	32.097	235.2	9:11:19.138
7		1:37.286	28.771	36.218	32.297	233.7	9:12:06.608	7		1:37.404	28.762	36.528	32.114	235.2	9:12:56.542
8		1:43.833 P	28.759	36.274	38.800	236.8	9:13:50.441	8		1:44.074 P	28.803	36.577	38.694	236.3	9:14:40.616
9		17:47.186	16:28.002	43.672	35.512	119.8	9:31:37.627	9		2:34.673 P	1:19.875	36.960	37.838	183.3	9:17:15.289
10		1:43.259	30.645	38.790	33.824	223.6	9:33:20.886	10		11:15.876	10:00.546	41.142	34.188	123.0	9:28:31.165
11		1:36.603	29.033	36.112	31.458	227.3	9:34:57.489	11		1:40.026	30.642	37.359	32.025	208.0	9:30:11.191
12		1:56.105	28.788	43.912	43.405	232.2	9:36:53.594	12		1:36.942	28.837	36.370	31.735	234.7	9:31:48.133
13		1:45.954	29.090	36.090	40.774	231.2	9:38:39.548	13		1:36.378	28.688	36.167	31.523	235.2	9:33:24.511
14		1:36.338	28.808	36.022	31.508	233.2	9:40:15.886	14		1:36.319	28.582	36.136	31.601	236.3	9:35:00.830
15		1:50.354 P	28.659	38.044	43.651	234.7	9:42:06.240	15		1:44.025	28.450	40.411	35.164	236.8	9:36:44.855

16

Andreas Estner

Dallara F320 HWA

26

Louis Foster

Dallara F320 HWA

Van Amersfoort Racing

Double R

Lap	D	Time	Sector 1	Sector 2	Sector 3	T. Spd	Elapsed	Lap	D	Time	Sector 1	Sector 2	Sector 3	T. Spd	Elapsed
1		9:02:21.184 P	9:00:59.635	40.898	40.651	169.5	9:02:21.184	1		9:02:35.571 P	9:01:14.170	41.012	40.389	184.9	9:02:35.571
2		2:26.162	1:15.877	37.459	32.826	183.3	9:04:47.346	2		2:23.759	1:13.128	38.023	32.608	178.2	9:04:59.330
3		1:43.363	28.976	38.538	35.849	238.4	9:06:30.709	3		1:38.209	29.130	36.972	32.107	234.7	9:06:37.539
4		1:37.620	28.853	36.543	32.224	235.2	9:08:08.329	4		1:37.191	28.738	36.632	31.821	238.4	9:08:14.730
5		1:37.165	28.758	36.364	32.043	236.3	9:09:45.494	5		1:36.999	28.629	36.405	31.965	237.8	9:09:51.729
6		1:36.658	28.601	36.216	31.841	236.8	9:11:22.152	6		1:36.928	28.671	36.387	31.870	236.8	9:11:28.657
7		1:40.884 P	28.480	36.278	36.126	238.4	9:13:03.036	7		1:36.771	28.586	36.299	31.886	237.3	9:13:05.428
8		17:31.973	16:16.450	41.328	34.195	145.9	9:30:35.009	8		1:41.697 P	28.610	36.330	36.757	237.3	9:14:47.125
9		1:39.968	30.105	37.567	32.296	221.3	9:32:14.977	9		14:43.230	13:30.497	39.714	33.019	173.6	9:29:30.355
10		1:36.245	28.674	36.053	31.518	235.8	9:33:51.222	10		1:45.914	29.670	36.686	39.558	232.7	9:31:16.269
11		1:35.750	28.515	35.762	31.473	236.8	9:35:26.972	11		1:36.386	28.693	36.213	31.480	236.3	9:32:52.655
12		1:40.691	28.387	38.947	33.357	237.3	9:37:07.663	12		1:40.808	28.449	36.085	36.274	240.5	9:34:33.463
13		1:36.005	28.432	35.830	31.743	236.8	9:38:43.668	13		1:35.941	28.494	35.999	31.448	236.3	9:36:09.404
14		1:41.118 P	28.418	36.691	36.009	237.3	9:40:24.786	14		1:35.808	28.375	36.001	31.432	237.8	9:37:45.212

20

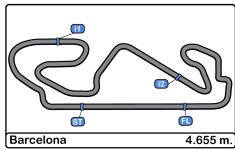
Yifei Ye

Dallara F320 Spiess

Cryptotower Racing Team

Lap	D	Time	Sector 1	Sector 2	Sector 3	T. Spd	Elapsed
1		9:02:29.737 P	9:00:57.681	45.067	46.989	157.4	9:02:29.737
2		4:29.768 P	3:12.008	39.367	38.393	177.9	9:06:59.505
3		2:20.038 P	1:00.665	39.412	39.961	182.4	9:09:19.543
4		2:58.700 P	1:42.566	37.880	38.254	183.9	9:12:18.243
5		3:55.485 P	2:36.415	39.888	39.182	169.0	9:16:13.728
6		2:19.990	1:02.088	39.772	38.130	181.5	9:18:33.718
7		1:37.328	28.999	36.482	31.847	232.7	9:20:11.046
8		1:41.388	28.813	38.949	33.626	234.7	9:21:52.434
9		1:37.233	28.779	36.545	31.909	235.2	9:23:29.667
10		1:37.807	28.792	36.426	32.589	234.7	9:25:07.474
11		1:37.044	28.774	36.403	31.867	234.2	9:26:44.518
12		1:43.466 P	28.786	36.408	38.272	235.2	9:28:27.984
13		6:20.413	5:07.485	39.564	33.364	179.7	9:34:48.397
14		1:42.219	29.931	38.048	34.240	224.0	9:36:30.616
15		1:35.992	28.752	35.953	31.287	232.7	9:38:06.608
16		1:35.672	28.597	35.853	31.222	233.7	9:39:42.280
17		1:35.707	28.535	35.911	31.261	233.7	9:41:17.987
18		1:42.680 P	28.574	35.931	38.175	233.7	9:43:00.667





Circuit de Barcelona
Euroformula Open
Free Practice - 3
Lap Analysis



28

Cameron Das

Dallara F320 Spiess **33**

Manuel Maldonado

Dallara F320 Spiess

Team Motopark

Team Motopark

Lap	D	Time	Sector 1	Sector 2	Sector 3	T. Spd	Elapsed	Lap	D	Time	Sector 1	Sector 2	Sector 3	T. Spd	Elapsed
1		9:02:19.014 P	9:00:50.688	42.414	45.912	169.8	9:02:19.014	1		9:02:16.629 P	9:00:50.250	42.542	43.837	170.3	9:02:16.629
2		2:25.212 P	1:09.614	38.346	37.252	182.4	9:04:44.226	2		2:20.654	1:06.043	39.780	34.831	176.1	9:04:37.283
3		2:15.931 P	1:00.685	37.376	37.870	184.6	9:07:00.157	3		1:38.629	29.197	36.917	32.515	232.7	9:06:15.912
4		3:44.498	2:25.531	43.063	35.904	178.8	9:10:44.655	4		1:38.220	29.055	36.851	32.314	234.7	9:07:54.132
5		1:49.429	33.965	40.928	34.536	209.3	9:12:34.084	5		1:37.720	28.890	36.769	32.061	234.7	9:09:31.852
6		1:48.087	34.004	40.016	34.067	177.3	9:14:22.171	6		1:47.491 P	29.009	40.063	38.419	234.2	9:11:19.343
7		1:37.896	29.077	36.717	32.102	230.7	9:16:00.067	7		9:28.959	8:17.843	38.438	32.678	181.8	9:20:48.302
8		1:37.348	28.850	36.536	31.962	233.2	9:17:37.415	8		1:37.380	28.932	36.582	31.866	234.2	9:22:25.682
9		1:37.168	28.882	36.386	31.900	233.2	9:19:14.583	9		1:37.416	28.817	36.648	31.951	235.2	9:24:03.098
10		1:42.991 P	28.783	36.541	37.667	235.2	9:20:57.574	10		1:44.892 P	30.070	37.498	37.324	234.7	9:25:47.990
11		10:13.391	8:54.996	41.150	37.245	170.6	9:31:10.965	11		5:01.648	3:42.032	42.321	37.295	176.1	9:30:49.638
12		1:48.658	30.715	42.841	35.102	209.7	9:32:59.623	12		1:46.786	32.232	38.925	35.629	208.4	9:32:36.424
13		1:36.196	28.708	36.023	31.465	232.2	9:34:35.819	13		1:36.881	28.909	36.346	31.626	232.7	9:34:13.305
14		1:35.993	28.562	35.919	31.512	235.2	9:36:11.812	14		1:36.598	28.707	36.368	31.523	234.2	9:35:49.903
15		1:36.054	28.606	36.014	31.434	235.2	9:37:47.866	15		1:36.359	28.667	36.226	31.466	234.2	9:37:26.262
16		1:35.961	28.477	36.040	31.444	236.8	9:39:23.827	16		1:36.409	28.555	36.251	31.603	235.2	9:39:02.671
17		1:43.549 P	28.490	36.841	38.218	235.8	9:41:07.376	17		1:47.114 P	28.493	36.252	42.369	235.2	9:40:49.785

31

Zane Maloney

Dallara F320 Spiess **34**

Rafael Villagomez

Dallara F320 HWA

R

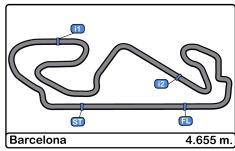
Carlin

R

DRIVEX

Lap	D	Time	Sector 1	Sector 2	Sector 3	T. Spd	Elapsed	Lap	D	Time	Sector 1	Sector 2	Sector 3	T. Spd	Elapsed
1		9:02:00.098	9:00:39.978	42.569	37.551	174.1	9:02:00.098	1		9:02:26.017	9:01:03.735	44.843	37.439	173.0	9:02:26.017
2		1:47.822	31.721	40.971	35.130	230.7	9:03:47.920	2		1:49.987	31.272	41.586	37.129	234.2	9:04:16.004
3		1:39.518	29.464	37.350	32.704	236.3	9:05:27.438	3		1:39.113	29.367	37.372	32.374	236.3	9:05:55.117
4		1:38.606	29.436	36.995	32.175	234.7	9:07:06.044	4		1:38.192	29.054	36.899	32.239	236.3	9:07:33.309
5		1:37.735	29.104	36.660	31.971	236.3	9:08:43.779	5		1:38.558	29.036	36.617	32.905	237.8	9:09:11.867
6		1:37.395	28.926	36.504	31.965	236.8	9:10:21.174	6		1:37.649	28.862	36.592	32.195	237.3	9:10:49.516
7		1:37.330	28.844	36.510	31.976	236.3	9:11:58.504	7		1:46.492	28.762	41.154	36.576	238.9	9:12:36.008
8		1:37.209	28.856	36.453	31.900	236.8	9:13:35.713	8		1:38.116	29.018	36.762	32.336	237.3	9:14:14.124
9		1:57.975 P	28.730	44.805	44.440	236.8	9:15:33.688	9		1:44.405 P	28.976	36.618	38.811	237.8	9:15:58.529
10		9:47.302	8:30.154	41.771	35.377	179.4	9:25:20.990	10		4:43.259	3:27.452	40.052	35.755	172.2	9:20:41.788
11		1:46.283	30.723	40.589	34.971	237.3	9:27:07.273	11		1:38.729	29.140	37.259	32.330	234.2	9:22:20.517
12		1:37.084	29.009	36.380	31.695	234.7	9:28:44.357	12		1:44.468 P	28.883	36.827	38.758	235.8	9:24:04.985
13		1:36.505	28.730	36.220	31.555	236.3	9:30:20.862	13		7:00.097	5:38.235	44.978	36.884	155.8	9:31:05.082
14		1:36.419	28.733	36.132	31.554	236.8	9:31:57.281	14		1:43.944	30.193	39.500	34.251	235.2	9:32:49.026
15		1:36.183	28.630	36.014	31.539	236.3	9:33:33.464	15		1:37.210	28.744	36.655	31.811	235.8	9:34:26.236
16		1:36.136	28.647	36.004	31.485	236.8	9:35:09.600	16		1:36.784	28.677	36.338	31.769	236.3	9:36:03.020
17		1:36.188	28.544	36.015	31.629	236.8	9:36:45.788	17		1:36.483	28.666	36.064	31.753	236.8	9:37:39.503
18		1:42.424	28.462	37.248	36.714	240.0	9:38:28.212	18		1:37.044	28.675	36.267	32.102	237.3	9:39:16.547
19		1:36.610	28.769	36.219	31.622	235.8	9:40:04.822	19		1:36.629	28.596	36.183	31.850	240.5	9:40:53.176
20		1:46.554 P	30.708	39.323	36.523	237.3	9:41:51.376	20		1:49.141 P	31.757	37.909	39.475	234.7	9:42:42.317





Circuit de Barcelona
Euroformula Open
Free Practice - 3
Lap Analysis



69

Lukas Dunner

Dallara F320 Spiess

Cryptotower Racing Team

Lap	D	Time	Sector 1	Sector 2	Sector 3	T. Spd	Elapsed
1		9:02:38.381	9:01:21.651	41.362	35.368	167.4	9:02:38.381
2		1:46.543	32.110	39.335	35.098	208.0	9:04:24.924
3		1:38.669	29.399	37.106	32.164	231.2	9:06:03.593
4		1:38.097	29.153	36.769	32.175	232.2	9:07:41.690
5		1:37.671	28.972	36.646	32.053	233.7	9:09:19.361
6		1:52.314 P	29.180	41.442	41.692	233.7	9:11:11.675
7		10:16.652	9:02.341	39.990	34.321	175.3	9:21:28.327
8		1:44.526	32.279	38.536	33.711	198.1	9:23:12.853
9		1:37.439	29.108	36.511	31.820	230.2	9:24:50.292
10		1:40.678	29.018	36.449	35.211	232.2	9:26:30.970
11		1:37.303	29.036	36.392	31.875	230.2	9:28:08.273
12		1:47.585 P	30.745	38.644	38.196	232.2	9:29:55.858
13		5:20.673	4:07.859	39.640	33.174	179.7	9:35:16.531
14		1:41.968	30.179	37.916	33.873	228.8	9:36:58.499
15		1:36.362	28.758	36.078	31.526	231.7	9:38:34.861
16		1:36.170	28.719	35.892	31.559	232.7	9:40:11.031
17		1:41.609 P	28.539	36.102	36.968	234.7	9:41:52.640

99

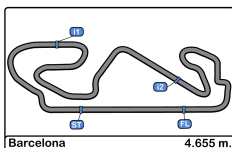
Rui Andrade

Dallara F320 Spiess

Cryptotower Racing Team

Lap	D	Time	Sector 1	Sector 2	Sector 3	T. Spd	Elapsed
1		9:02:59.178 P	9:01:35.499	41.652	42.027	178.8	9:02:59.178
2		2:24.495 P	1:02.733	40.034	41.728	180.3	9:05:23.673
3		2:18.417 P	1:02.689	37.698	38.030	182.4	9:07:42.090
4		5:40.216	4:25.172	41.094	33.950	173.6	9:13:22.306
5		1:40.830	30.798	37.470	32.562	206.8	9:15:03.136
6		1:40.477	29.990	37.126	33.361	233.7	9:16:43.613
7		1:44.532	31.792	37.344	35.396	232.2	9:18:28.145
8		1:39.087	29.533	37.098	32.456	233.2	9:20:07.232
9		1:38.712	29.408	36.858	32.446	232.7	9:21:45.944
10		1:44.640 P	29.107	36.893	38.640	233.7	9:23:30.584
11		10:29.088	9:15.060	40.913	33.115	133.4	9:33:59.672
12		1:41.150	30.883	37.782	32.485	208.4	9:35:40.822
13		1:36.977	28.796	36.393	31.788	233.2	9:37:17.799
14		1:36.831	28.753	36.289	31.789	233.7	9:38:54.630
15		1:37.077	28.808	36.321	31.948	232.7	9:40:31.707
16		1:44.022 P	28.834	36.561	38.627	233.2	9:42:15.729



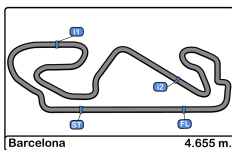


Circuito de Barcelona
Euroformula Open
Free Practice - 3
Best Sectors Results



Sector - 1				Sector - 2				Sector - 3				Ideal Lap vs Best Lap				
Clas	Nº	Driver	Time	Nº	Driver	Time	Nº	Driver	Time	Clas	Nº	Driver	Ideal Lap	Best Lap	Clas	
1	26	Louis Foster	28.354	16	Andreas Estner	35.762	20	Yifei Ye	31.222	1	20	Yifei Ye	1:35.610	1:35.672	1	
2	6	Ido Cohen	28.385	20	Yifei Ye	35.853	4	Niklas Krütten	31.375	2	16	Andreas Estner	1:35.622	1:35.750	2	
3	16	Andreas Estner	28.387	69	Lukas Dunner	35.892	26	Louis Foster	31.432	3	26	Louis Foster	1:35.770	1:35.804	3	
4	12	Glenn Van Berlo	28.429	28	Cameron Das	35.919	28	Cameron Das	31.434	4	28	Cameron Das	1:35.830	1:35.961	4	
5	25	Alexandre Bardinon	28.450	6	Ido Cohen	35.973	15	Sebastian Estner	31.458	5	31	Zane Maloney	1:35.951	1:36.136	5	
6	31	Zane Maloney	28.462	26	Louis Foster	35.984	33	Manuel Maldonado	31.466	6	69	Lukas Dunner	1:35.957	1:36.170	6	
7	28	Cameron Das	28.477	31	Zane Maloney	36.004	12	Glenn Van Berlo	31.469	7	6	Ido Cohen	1:36.013	1:36.495	13	
8	33	Manuel Maldonado	28.493	15	Sebastian Estner	36.022	16	Andreas Estner	31.473	8	12	Glenn Van Berlo	1:36.056	1:36.235	8	
9	20	Yifei Ye	28.535	34	Rafael Villagomez	36.064	31	Zane Maloney	31.485	9	4	Niklas Krütten	1:36.097	1:36.187	7	
10	69	Lukas Dunner	28.539	4	Niklas Krütten	36.077	25	Alexandre Bardinon	31.523	10	25	Alexandre Bardinon	1:36.109	1:36.319	9	
11	34	Rafael Villagomez	28.596	25	Alexandre Bardinon	36.136	69	Lukas Dunner	31.526	11	15	Sebastian Estner	1:36.139	1:36.338	10	
12	4	Niklas Krütten	28.645	12	Glenn Van Berlo	36.158	6	Ido Cohen	31.655	12	33	Manuel Maldonado	1:36.185	1:36.359	11	
13	15	Sebastian Estner	28.659	33	Manuel Maldonado	36.226	34	Rafael Villagomez	31.753	13	34	Rafael Villagomez	1:36.413	1:36.483	12	
14	99	Rui Andrade	28.753	99	Rui Andrade	36.289	99	Rui Andrade	31.788	14	99	Rui Andrade	1:36.830	1:36.831	14	
15	8	Matthias Lüthen	28.922	8	Matthias Lüthen	36.735	8	Matthias Lüthen	32.265	15	8	Matthias Lüthen	1:37.922	1:38.053	15	



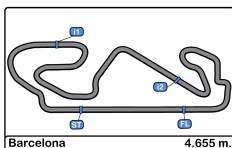


Circuito de Barcelona
Euroformula Open
Free Practice - 3
Best 5 Lap Times



Cls	Nº	Entrant	Nat	Driver	Nat	Cat	Cls	Chassis - Engine	Team	Best 1		Best 2		Best 3		Best 4		Best 5	
										Time	Lap	Time	Lap	Time	Lap	Time	Lap	Time	Lap
1	20	Cryptotower Racing		Yifei Ye				Dallara F320 Spiess	Cryptotower Racing	1:35.672	16	1:35.707	17	1:35.992	15	1:37.044	11	1:37.233	9
2	16	Van Amersfoort Racing		Andreas Estner				Dallara F320 HWA	Van Amersfoort Racing	1:35.750	11	1:36.005	13	1:36.245	10	1:36.658	6	1:37.165	5
3	26	Double R		Louis Foster				Dallara F320 HWA	Double R	1:35.804	15	1:35.808	14	1:35.941	13	1:36.040	16	1:36.386	11
4	28	Team Motopark		Cameron Das				Dallara F320 Spiess	Team Motopark	1:35.961	16	1:35.993	14	1:36.054	15	1:36.196	13	1:37.168	9
5	31	Carlin		Zane Maloney		R	1	Dallara F320 Spiess	Carlin	1:36.136	16	1:36.183	15	1:36.188	17	1:36.419	14	1:36.505	13
6	69	Cryptotower Racing		Lukas Dunner				Dallara F320 Spiess	Cryptotower Racing	1:36.170	16	1:36.362	15	1:37.303	11	1:37.439	9	1:37.671	5
7	4	Team Motopark		Niklas Krütten		R	2	Dallara F320 Spiess	Team Motopark	1:36.187	15	1:36.271	16	1:36.484	14	1:37.321	10	1:37.475	9
8	12	DRIVEX		Glenn Van Berlo		R	3	Dallara F320 HWA	DRIVEX	1:36.235	13	1:36.304	14	1:36.400	12	1:36.652	11	1:36.889	15
9	25	Van Amersfoort Racing		Alexandre Bardinon				Dallara F320 HWA	Van Amersfoort Racing	1:36.319	14	1:36.378	13	1:36.942	12	1:36.964	17	1:37.404	7
10	15	Van Amersfoort Racing		Sebastian Estner		R	4	Dallara F320 HWA	Van Amersfoort Racing	1:36.338	14	1:36.603	11	1:37.210	6	1:37.286	7	1:37.804	5
11	33	Team Motopark		Manuel Maldonado				Dallara F320 Spiess	Team Motopark	1:36.359	15	1:36.409	16	1:36.598	14	1:36.881	13	1:37.380	8
12	34	DRIVEX		Rafael Villagomez		R	5	Dallara F320 HWA	DRIVEX	1:36.483	17	1:36.629	19	1:36.784	16	1:37.044	18	1:37.210	15
13	6	Carlin		Ido Cohen				Dallara F320 Spiess	Carlin	1:36.495	14	1:36.629	11	1:36.903	16	1:37.051	15	1:37.367	6
14	99	Cryptotower Racing		Rui Andrade				Dallara F320 Spiess	Cryptotower Racing	1:36.831	14	1:36.977	13	1:37.077	15	1:38.712	9	1:39.087	8
15	8	Double R		Matthias Lüthen		R	6	Dallara F320 HWA	Double R	1:38.053	16	1:38.383	20	1:38.455	19	1:38.524	15	1:38.568	14



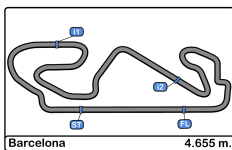


Circuito de Barcelona
Euroformula Open
Free Practice - 3
Best 5 Top Speeds



Cls	Nº	Entrant	Nat	Driver	Nat	Cat	Cls	Chassis - Engine	Team	Top 1		Top 2		Top 3		Top 4		Top 5		Avg
										Km/h	Lap	Km/h	Lap	Km/h	Lap	Km/h	Lap	Km/h	Lap	
1	26	Double R		Louis Foster				Dallara F320 HWA	Double R	240.5	12	238.4	4	238.4	15	238.4	16	237.8	5	238.7
2	34	DRIVEX		Rafael Villagomez		R	1	Dallara F320 HWA	DRIVEX	240.5	19	238.9	7	237.8	5	237.8	9	237.3	6	238.5
3	31	Carlin		Zane Maloney		R	2	Dallara F320 Spiess	Carlin	240.0	18	237.3	11	237.3	20	236.8	6	236.8	8	237.6
4	6	Carlin		Ido Cohen				Dallara F320 Spiess	Carlin	239.4	17	238.9	4	237.8	5	237.8	12	237.3	7	238.3
5	12	DRIVEX		Glenn Van Berlo		R	3	Dallara F320 HWA	DRIVEX	239.4	8	239.4	15	238.4	14	238.4	16	237.8	6	238.7
6	16	Van Amersfoort Racing		Andreas Estner				Dallara F320 HWA	Van Amersfoort Racing	238.4	3	238.4	7	237.3	12	237.3	14	236.8	6	237.6
7	15	Van Amersfoort Racing		Sebastian Estner		R	4	Dallara F320 HWA	Van Amersfoort Racing	236.8	8	234.7	15	233.7	7	233.2	14	232.7	6	234.2
8	25	Van Amersfoort Racing		Alexandre Bardinon				Dallara F320 HWA	Van Amersfoort Racing	236.8	15	236.8	18	236.3	8	236.3	14	235.8	16	236.4
9	28	Team Motopark		Cameron Das				Dallara F320 Spiess	Team Motopark	236.8	16	235.8	17	235.2	10	235.2	14	235.2	15	235.7
10	8	Double R		Matthias Lüthen		R	5	Dallara F320 HWA	Double R	235.8	5	235.8	10	234.7	4	234.7	6	234.7	16	235.1
11	20	Cryptotower Racing		Yifei Ye				Dallara F320 Spiess	Cryptotower Racing	235.2	9	235.2	12	234.7	8	234.7	10	234.2	11	234.8
12	33	Team Motopark		Manuel Maldonado				Dallara F320 Spiess	Team Motopark	235.2	9	235.2	16	235.2	17	234.7	4	234.7	5	235.0
13	4	Team Motopark		Niklas Krütten		R	6	Dallara F320 Spiess	Team Motopark	234.7	5	234.2	19	233.7	4	233.7	17	233.2	11	233.9
14	69	Cryptotower Racing		Lukas Dunner				Dallara F320 Spiess	Cryptotower Racing	234.7	17	233.7	5	233.7	6	232.7	16	232.2	4	233.4
15	99	Cryptotower Racing		Rui Andrade				Dallara F320 Spiess	Cryptotower Racing	233.7	6	233.7	10	233.7	14	233.2	8	233.2	13	233.5



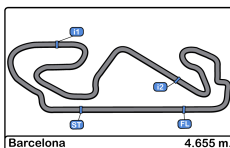


Circuito de Barcelona
Euroformula Open
Free Practice - 3
Fastest Laps Sequence



Lap	Time of Day	Session Time	Nº	Entrant	Nat	Driver	Nat	Cat	Chassis - Engine	Team	Time	Km/h
2	9:03:47.920	3:47.920	31	Carlin	GBR	Zane Maloney	BRB	R	Dallara F320 Spiess	Carlin	1:47.822	155.4
2	9:03:50.539	3:50.539	15	Van Amersfoort Racing	NLD	Sebastian Estner	DEU	R	Dallara F320 HWA	Van Amersfoort Racing	1:45.237	159.2
2	9:04:46.373	4:46.373	25	Van Amersfoort Racing	NLD	Alexandre Bardinon	FRA		Dallara F320 HWA	Van Amersfoort Racing	1:42.777	163.0
3	9:05:27.438	5:27.438	31	Carlin	GBR	Zane Maloney	BRB	R	Dallara F320 Spiess	Carlin	1:39.518	168.3
3	9:05:33.872	5:33.872	6	Carlin	GBR	Ido Cohen	ISR		Dallara F320 Spiess	Carlin	1:39.461	168.4
3	9:05:37.534	5:37.534	4	Team Motopark	DEU	Niklas Krütten	DEU	R	Dallara F320 Spiess	Team Motopark	1:39.320	168.7
3	9:05:55.117	5:55.117	34	DRIVEX	ESP	Rafael Villagomez	MEX	R	Dallara F320 HWA	DRIVEX	1:39.113	169.0
3	9:06:03.593	6:03.593	69	Cryptotower Racing Team	JPN	Lukas Dunner	AUT		Dallara F320 Spiess	Cryptotower Racing Team	1:38.669	169.8
3	9:06:06.409	6:06.409	12	DRIVEX	ESP	Glenn Van Berlo	NLD	R	Dallara F320 HWA	DRIVEX	1:38.475	170.1
3	9:06:37.539	6:37.539	26	Double R	GBR	Louis Foster	GBR		Dallara F320 HWA	Double R	1:38.209	170.6
4	9:07:33.309	7:33.309	34	DRIVEX	ESP	Rafael Villagomez	MEX	R	Dallara F320 HWA	DRIVEX	1:38.192	170.6
4	9:07:41.690	7:41.690	69	Cryptotower Racing Team	JPN	Lukas Dunner	AUT		Dallara F320 Spiess	Cryptotower Racing Team	1:38.097	170.8
4	9:07:44.026	7:44.026	12	DRIVEX	ESP	Glenn Van Berlo	NLD	R	Dallara F320 HWA	DRIVEX	1:37.617	171.6
4	9:08:14.730	8:14.730	26	Double R	GBR	Louis Foster	GBR		Dallara F320 HWA	Double R	1:37.191	172.4
5	9:09:45.494	9:45.494	16	Van Amersfoort Racing	NLD	Andreas Estner	DEU		Dallara F320 HWA	Van Amersfoort Racing	1:37.165	172.4
5	9:09:51.729	9:51.729	26	Double R	GBR	Louis Foster	GBR		Dallara F320 HWA	Double R	1:36.999	172.7
6	9:11:22.152	11:22.152	16	Van Amersfoort Racing	NLD	Andreas Estner	DEU		Dallara F320 HWA	Van Amersfoort Racing	1:36.658	173.3
11	9:28:46.861	28:46.861	6	Carlin	GBR	Ido Cohen	ISR		Dallara F320 Spiess	Carlin	1:36.629	173.4
13	9:30:20.862	30:20.862	31	Carlin	GBR	Zane Maloney	BRB	R	Dallara F320 Spiess	Carlin	1:36.505	173.6
14	9:31:57.281	31:57.281	31	Carlin	GBR	Zane Maloney	BRB	R	Dallara F320 Spiess	Carlin	1:36.419	173.8
11	9:32:52.655	32:52.655	26	Double R	GBR	Louis Foster	GBR		Dallara F320 HWA	Double R	1:36.386	173.8
13	9:33:24.511	33:24.511	25	Van Amersfoort Racing	NLD	Alexandre Bardinon	FRA		Dallara F320 HWA	Van Amersfoort Racing	1:36.378	173.8
15	9:33:33.464	33:33.464	31	Carlin	GBR	Zane Maloney	BRB	R	Dallara F320 Spiess	Carlin	1:36.183	174.2
16	9:35:09.600	35:09.600	31	Carlin	GBR	Zane Maloney	BRB	R	Dallara F320 Spiess	Carlin	1:36.136	174.3
11	9:35:26.972	35:26.972	16	Van Amersfoort Racing	NLD	Andreas Estner	DEU		Dallara F320 HWA	Van Amersfoort Racing	1:35.750	175.0
16	9:39:42.280	39:42.280	20	Cryptotower Racing Team	JPN	Yifei Ye	CHN		Dallara F320 Spiess	Cryptotower Racing Team	1:35.672	175.1



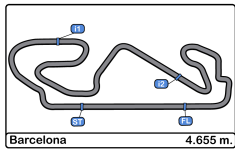


Circuito de Barcelona
Euroformula Open
Free Practice - 3
Event Best Maximum Speed



Nº	Entrant	Nat	Driver	Nat	Cat	Clas	Chassis - Engine	Team	Km/h	Session
34	DRIVEX	ESP	Rafael Villagomez	MEX	R	1	Dallara F320 HWA	DRIVEX	244.3	Free Practice - 2
16	Van Amersfoort Racing	NLD	Andreas Estner	DEU			Dallara F320 HWA	Van Amersfoort Racing	241.6	Free Practice - 2
26	Double R	GBR	Louis Foster	GBR			Dallara F320 HWA	Double R	240.5	Free Practice - 3
31	Carlin	GBR	Zane Maloney	BRB	R	2	Dallara F320 Spiess	Carlin	240.0	Free Practice - 3
12	DRIVEX	ESP	Glenn Van Berlo	NLD	R	3	Dallara F320 HWA	DRIVEX	239.4	Free Practice - 3
6	Carlin	GBR	Ido Cohen	ISR			Dallara F320 Spiess	Carlin	239.4	Free Practice - 3
25	Van Amersfoort Racing	NLD	Alexandre Bardinon	FRA			Dallara F320 HWA	Van Amersfoort Racing	238.4	Free Practice - 2
15	Van Amersfoort Racing	NLD	Sebastian Estner	DEU	R	4	Dallara F320 HWA	Van Amersfoort Racing	237.3	Free Practice - 1
4	Team Motopark	DEU	Niklas Krütten	DEU	R	5	Dallara F320 Spiess	Team Motopark	236.8	Free Practice - 2
69	Cryptotower Racing Team	JPN	Lukas Dunner	AUT			Dallara F320 Spiess	Cryptotower Racing Team	236.8	Free Practice - 2
28	Team Motopark	DEU	Cameron Das	USA			Dallara F320 Spiess	Team Motopark	236.8	Free Practice - 3
33	Team Motopark	DEU	Manuel Maldonado	VEN			Dallara F320 Spiess	Team Motopark	236.3	Free Practice - 1
8	Double R	GBR	Matthias Lüthen	DEU	R	6	Dallara F320 HWA	Double R	236.3	Free Practice - 2
20	Cryptotower Racing Team	JPN	Yifei Ye	CHN			Dallara F320 Spiess	Cryptotower Racing Team	235.2	Free Practice - 2
99	Cryptotower Racing Team	JPN	Rui Andrade	AGO			Dallara F320 Spiess	Cryptotower Racing Team	234.7	Free Practice - 2





Circuit de Barcelona
Euroformula Open
Free Practice - 3
Pit Stop Analysis



4 Niklas Krütten R Team Motopark
 Dallara F320 Spiess

Nr.	In Day Time	In Time	Out Time	Pit Time	T. Pit Time	Handicap	Penalty
1	9:08:57.285	9:08:57.285	9:11:55.806	2:58.521	2:58.521		
2	9:22:07.739	9:22:07.739	9:29:10.348	7:02.609	10:01.130		

6 Ido Cohen Carlin
 Dallara F320 Spiess

Nr.	In Day Time	In Time	Out Time	Pit Time	T. Pit Time	Handicap	Penalty
1	9:13:51.769	9:13:51.769	9:23:22.297	9:30.528	9:30.528		

8 Matthias Lüthen R Double R
 Dallara F320 HWA

Nr.	In Day Time	In Time	Out Time	Pit Time	T. Pit Time	Handicap	Penalty
1	9:04:08.189	9:04:08.189	9:04:34.803	26.614	26.614		
2	9:20:15.386	9:20:15.386	9:24:30.232	4:14.846	4:41.460		

12 Glenn Van Berlo R DRIVEX
 Dallara F320 HWA

Nr.	In Day Time	In Time	Out Time	Pit Time	T. Pit Time	Handicap	Penalty
1	9:02:03.960	9:02:03.960	9:02:28.035	24.075	24.075		
2	9:14:16.235	9:14:16.235	9:29:12.291	14:56.056	15:20.131		

15 Sebastian Estner R Van Amersfoort Racing
 Dallara F320 HWA

Nr.	In Day Time	In Time	Out Time	Pit Time	T. Pit Time	Handicap	Penalty
1	9:13:47.960	9:13:47.960	9:29:38.909	15:50.949	15:50.949		

16 Andreas Estner Van Amersfoort Racing
 Dallara F320 HWA

Nr.	In Day Time	In Time	Out Time	Pit Time	T. Pit Time	Handicap	Penalty
1	9:02:18.175	9:02:18.175	9:02:51.305	33.130	33.130		
2	9:13:00.572	9:13:00.572	9:28:42.768	15:42.196	16:15.326		

20 Yifei Ye Cryptotower Racing Team
 Dallara F320 Spiess

Nr.	In Day Time	In Time	Out Time	Pit Time	T. Pit Time	Handicap	Penalty
1	9:02:27.140	9:02:27.140	9:05:11.194	2:44.054	2:44.054		
2	9:06:56.740	9:06:56.740	9:07:21.302	24.562	3:08.616		
3	9:09:16.849	9:09:16.849	9:10:24.254	1:07.405	4:16.021		
4	9:12:15.626	9:12:15.626	9:14:21.871	2:06.245	6:22.266		
5	9:16:10.973	9:16:10.973	9:16:35.980	25.007	6:47.273		
6	9:28:25.328	9:28:25.328	9:33:03.411	4:38.083	11:25.356		

25 Alexandre Bardinon Van Amersfoort Racing
 Dallara F320 HWA

Nr.	In Day Time	In Time	Out Time	Pit Time	T. Pit Time	Handicap	Penalty
1	9:14:38.207	9:14:38.207	9:15:21.390	43.183	43.183		
2	9:17:12.869	9:17:12.869	9:26:37.553	9:24.684	10:07.867		

26 Louis Foster Double R
 Dallara F320 HWA

Nr.	In Day Time	In Time	Out Time	Pit Time	T. Pit Time	Handicap	Penalty
1	9:02:32.577	9:02:32.577	9:03:02.289	29.712	29.712		
2	9:14:44.514	9:14:44.514	9:27:42.996	12:58.482	13:28.194		

28 Cameron Das Team Motopark
 Dallara F320 Spiess

Nr.	In Day Time	In Time	Out Time	Pit Time	T. Pit Time	Handicap	Penalty
1	9:02:15.566	9:02:15.566	9:02:47.489	31.923	31.923		
2	9:04:41.701	9:04:41.701	9:05:04.895	23.194	55.117		
3	9:06:57.466	9:06:57.466	9:08:53.332	1:55.866	2:50.983		
4	9:20:55.059	9:20:55.059	9:29:17.210	8:22.151	11:13.134		

31 Zane Maloney R Carlin
 Dallara F320 Spiess

Nr.	In Day Time	In Time	Out Time	Pit Time	T. Pit Time	Handicap	Penalty
1	9:15:31.177	9:15:31.177	9:23:31.886	8:00.709	8:00.709		

33 Manuel Maldonado Team Motopark
 Dallara F320 Spiess

Nr.	In Day Time	In Time	Out Time	Pit Time	T. Pit Time	Handicap	Penalty
1	9:02:13.364	9:02:13.364	9:02:42.485	29.121	29.121		
2	9:11:16.582	9:11:16.582	9:19:00.799	7:44.217	8:13.338		
3	9:25:45.144	9:25:45.144	9:28:56.836	3:11.692	11:25.030		

34 Rafael Villagomez R DRIVEX
 Dallara F320 HWA

Nr.	In Day Time	In Time	Out Time	Pit Time	T. Pit Time	Handicap	Penalty
1	9:15:56.028	9:15:56.028	9:18:51.905	2:55.877	2:55.877		
2	9:24:02.440	9:24:02.440	9:29:07.845	5:05.405	8:01.282		

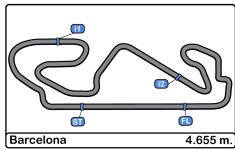
69 Lukas Dunner Cryptotower Racing Team
 Dallara F320 Spiess

Nr.	In Day Time	In Time	Out Time	Pit Time	T. Pit Time	Handicap	Penalty
1	9:11:08.662	9:11:08.662	9:19:41.346	8:32.684	8:32.684		
2	9:29:53.282	9:29:53.282	9:33:30.618	3:37.336	12:10.020		

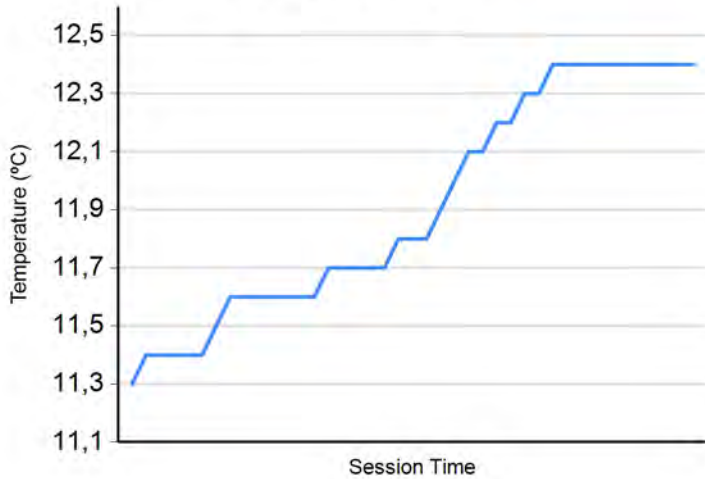
99 Rui Andrade Cryptotower Racing Team
 Dallara F320 Spiess

Nr.	In Day Time	In Time	Out Time	Pit Time	T. Pit Time	Handicap	Penalty
1	9:02:56.607	9:02:56.607	9:03:20.328	23.721	23.721		
2	9:05:21.167	9:05:21.167	9:05:43.765	22.598	46.319		
3	9:07:39.582	9:07:39.582	9:11:33.295	3:53.713	4:40.032		
4	9:23:28.082	9:23:28.082	9:32:09.293	8:41.211	13:21.243		

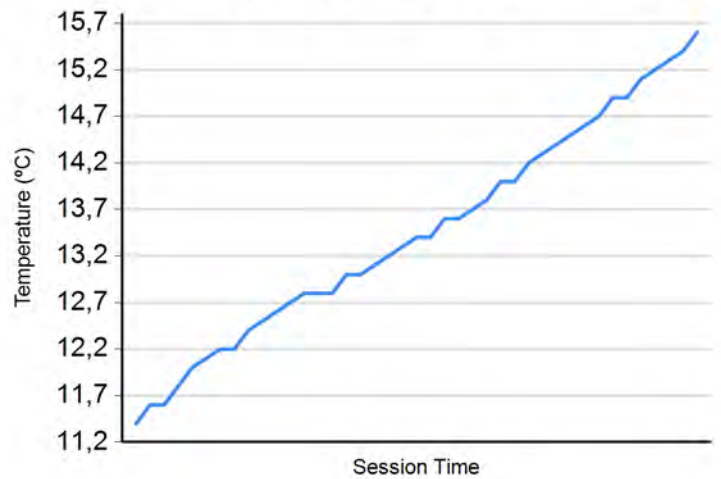




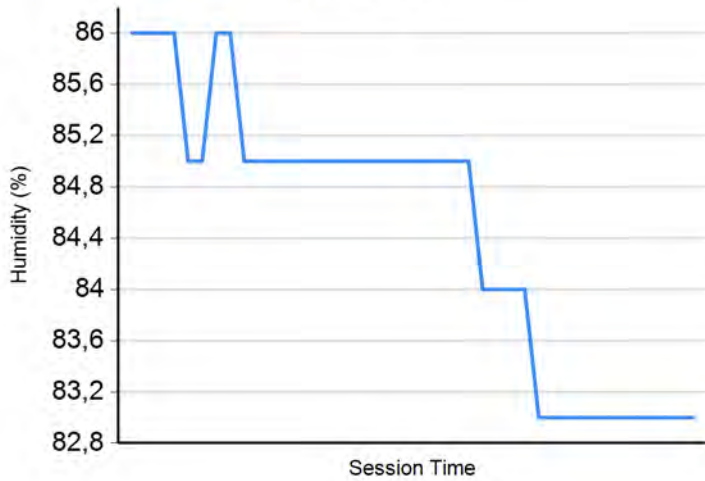
Air Temperature



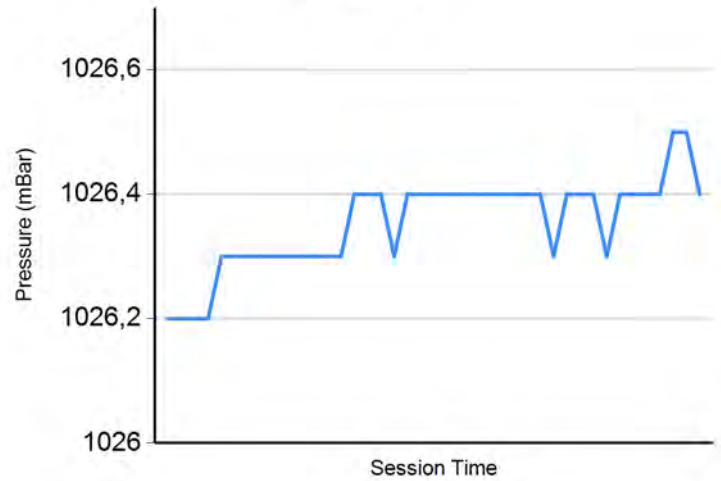
Track Temperature



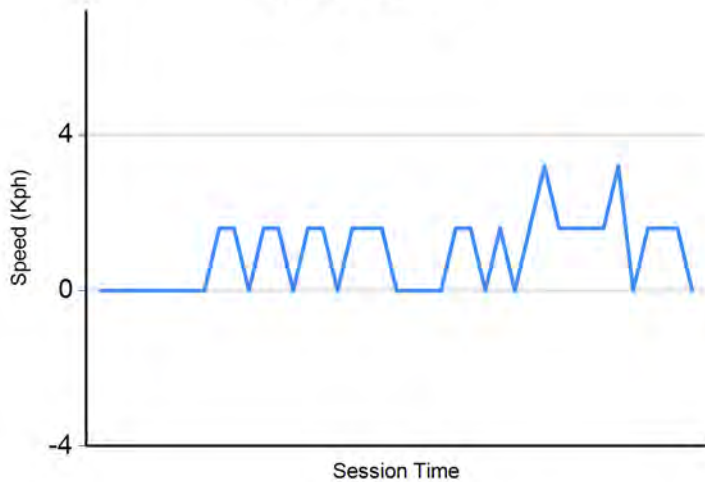
Humidity



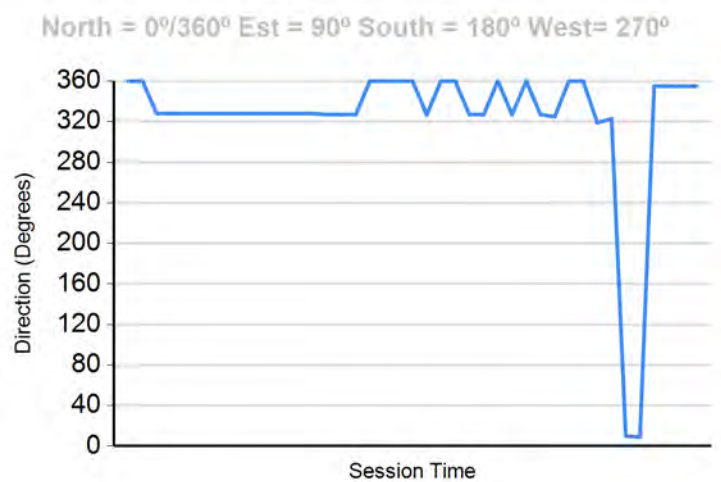
Pressure

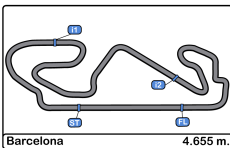


Wind Speed



Wind direction





Circuito de Barcelona
Euroformula Open
Free Practice 1 - 2 - 3
Combined Results



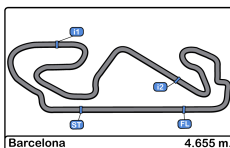
Cls	Nº	Entrant	Nat	Driver	Nat	Cat	Cls	Chassis - Engine	Team	Laps	Free Practice - 1	Free Practice - 2	Free Practice - 3	Best	Gap	Interval	Km/h	
1	20	Cryptotower Racing	CH	Yifei Ye	CH			Dallara F320 Spiess	Cryptotower Racing	47	1:37.918	13	1:36.515	8	1:35.672	16	1:35.672	175.1
2	16	Van Amersfoort	DE	Andreas Estner	DE			Dallara F320 HWA	Van Amersfoort	51	1:37.022	11	1:37.202	19	1:35.750	11	1:35.750	0.078 0.078 175.0
3	26	Double R	GB	Louis Foster	GB			Dallara F320 HWA	Double R	52	1:37.334	18	1:36.449	14	1:35.804	15	1:35.804	0.132 0.054 174.9
4	28	Team Motopark	US	Cameron Das	US			Dallara F320 Spiess	Team Motopark	48	1:37.859	13	1:36.997	14	1:35.961	16	1:35.961	0.289 0.157 174.6
5	31	Carlin	BR	Zane Maloney	BR	R	1	Dallara F320 Spiess	Carlin	56	1:37.981	17	1:37.126	17	1:36.136	16	1:36.136	0.464 0.175 174.3
6	69	Cryptotower Racing	AU	Lukas Dunner	AU			Dallara F320 Spiess	Cryptotower Racing	48	1:37.541	11	1:36.998	14	1:36.170	16	1:36.170	0.498 0.034 174.2
7	4	Team Motopark	DE	Niklas Krütten	DE	R	2	Dallara F320 Spiess	Team Motopark	52	1:38.116	15	1:37.249	13	1:36.187	15	1:36.187	0.515 0.017 174.2
8	12	DRIVEX	NL	Glenn Van Berlo	NL	R	3	Dallara F320 HWA	DRIVEX	47	1:38.146	17	1:37.430	7	1:36.235	13	1:36.235	0.563 0.048 174.1
9	25	Van Amersfoort	FR	Alexandre Bardion	FR			Dallara F320 HWA	Van Amersfoort	56	1:38.032	12	1:37.881	14	1:36.319	14	1:36.319	0.647 0.084 173.9
10	15	Van Amersfoort	DE	Sebastian Estner	DE	R	4	Dallara F320 HWA	Van Amersfoort	49	1:38.380	14	1:37.684	12	1:36.338	14	1:36.338	0.666 0.019 173.9
11	33	Team Motopark	VE	Manuel Maldonado	VE			Dallara F320 Spiess	Team Motopark	52	1:38.258	10	1:37.235	17	1:36.359	15	1:36.359	0.687 0.021 173.9
12	34	DRIVEX	ME	Rafael Villagomez	ME	R	5	Dallara F320 HWA	DRIVEX	58	1:38.488	15	1:37.270	15	1:36.483	17	1:36.483	0.811 0.124 173.6
13	6	Carlin	ISR	Ido Cohen	ISR			Dallara F320 Spiess	Carlin	44	1:39.336	10	1:37.724	15	1:36.495	14	1:36.495	0.823 0.012 173.6
14	99	Cryptotower Racing	AG	Rui Andrade	AG			Dallara F320 Spiess	Cryptotower Racing	50	1:38.486	15	1:37.670	13	1:36.831	14	1:36.831	1.159 0.336 173.0
15	8	Double R	DE	Matthias Lüthen	DE	R	6	Dallara F320 HWA	Double R	55	1:39.824	13	1:39.280	10	1:38.053	16	1:38.053	2.381 1.222 170.9

CAR 12 TIME 1:41.552 DELETED TRACK LIMITS AT T 15
 CAR 4 TIME 1:40.876 DELETED TRACK LIMITS AT T 15
 CAR 34 TIME 1:38.200 DELETED TRACK LIMITS AT T 15
 CAR 69 TIME 1:36.928 DELETED TRACK LIMITS AT T 15

Published at:.....

Stewards:	Race Director:	Timekeeper:
------------------	-----------------------	--------------------






Circuito de Barcelona
Euroformula Open
Qualifying - 1
Provisional Results



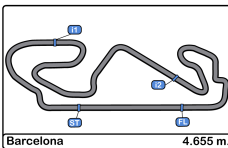
Clas	Nº	Entrant	Nat	Driver	Nat	Cat	Clas	Chassis - Engine	Team	Laps	Best	Time	Gap	Interval	Km/h
1	20	Cryptotower Racing Team	JPN	Yifei Ye	CHN			Dallara F320 Spiess	Cryptotower Racing Team	11	9	1:35.619			175.2
2	69	Cryptotower Racing Team	JPN	Lukas Dunner	AUT			Dallara F320 Spiess	Cryptotower Racing Team	12	9	1:35.863	0.244	0.244	174.8
3	16	Van Amersfoort Racing	NLD	Andreas Estner	DEU			Dallara F320 HWA	Van Amersfoort Racing	12	10	1:35.883	0.264	0.020	174.7
4	4	Team Motopark	DEU	Niklas Krütten	DEU	R	1	Dallara F320 Spiess	Team Motopark	12	10	1:36.342	0.723	0.459	173.9
5	33	Team Motopark	DEU	Manuel Maldonado	VEN			Dallara F320 Spiess	Team Motopark	13	11	1:36.386	0.767	0.044	173.8
6	31	Carlin	GBR	Zane Maloney	BRB	R	2	Dallara F320 Spiess	Carlin	15	14	1:36.466	0.847	0.080	173.7
7	28	Team Motopark	DEU	Cameron Das	USA			Dallara F320 Spiess	Team Motopark	13	12	1:36.505	0.886	0.039	173.6
8	15	Van Amersfoort Racing	NLD	Sebastian Estner	DEU	R	3	Dallara F320 HWA	Van Amersfoort Racing	12	9	1:36.637	1.018	0.132	173.4
9	12	DRIVEX	ESP	Glenn Van Berlo	NLD	R	4	Dallara F320 HWA	DRIVEX	13	11	1:36.680	1.061	0.043	173.3
10	99	Cryptotower Racing Team	JPN	Rui Andrade	AGO			Dallara F320 Spiess	Cryptotower Racing Team	12	11	1:36.758	1.139	0.078	173.1
11	26	Double R	GBR	Louis Foster	GBR			Dallara F320 HWA	Double R	9	8	1:36.973	1.354	0.215	172.8
12	25	Van Amersfoort Racing	NLD	Alexandre Bardinon	FRA			Dallara F320 HWA	Van Amersfoort Racing	14	13	1:37.139	1.520	0.166	172.5
13	6	Carlin	GBR	Ido Cohen	ISR			Dallara F320 Spiess	Carlin	14	13	1:37.183	1.564	0.044	172.4
14	34	DRIVEX	ESP	Rafael Villagomez	MEX	R	5	Dallara F320 HWA	DRIVEX	13	12	1:37.201	1.582	0.018	172.4
15	8	Double R	GBR	Matthias Lüthen	DEU	R	6	Dallara F320 HWA	Double R	13	10	1:38.335	2.716	1.134	170.4

Published at:.....

Track Temp: 26.8 °C Air Temp: 17.6 °C Humidity: 67 % Track Status: DRY

Stewards:	Race Director:	Timekeeper: 
-----------	----------------	---





Circuito de Barcelona
Euroformula Open
Qualifying - 1
Provisional Results by Class



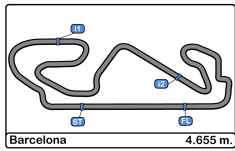
Clas	Nº	Entrant	Nat	Driver	Nat	Cat	Clas	Chassis - Engine	Team	Laps	Best	Time	Gap	Interval	Km/h
1	20	Cryptotower Racing	● JPN	Yifei Ye	🇨🇳 CHN			Dallara F320 Spiess	Cryptotower Racing	11	9	1:35.619			175.2
2	69	Cryptotower Racing	● JPN	Lukas Dunner	🇦🇹 AUT			Dallara F320 Spiess	Cryptotower Racing	12	9	1:35.863	0.244	0.244	174.8
3	16	Van Amersfoort	🇳🇱 NLD	Andreas Estner	🇩🇪 DEU			Dallara F320 HWA	Van Amersfoort	12	10	1:35.883	0.264	0.020	174.7
4	33	Team Motopark	🇩🇪 DEU	Manuel Maldonado	🇻🇳 VEN			Dallara F320 Spiess	Team Motopark	13	11	1:36.386	0.767	0.503	173.8
5	28	Team Motopark	🇩🇪 DEU	Cameron Das	🇺🇸 USA			Dallara F320 Spiess	Team Motopark	13	12	1:36.505	0.886	0.119	173.6
6	99	Cryptotower Racing	● JPN	Rui Andrade	🇦🇴 AGO			Dallara F320 Spiess	Cryptotower Racing	12	11	1:36.758	1.139	0.253	173.1
7	26	Double R	🇬🇧 GBR	Louis Foster	🇬🇧 GBR			Dallara F320 HWA	Double R	9	8	1:36.973	1.354	0.215	172.8
8	25	Van Amersfoort	🇳🇱 NLD	Alexandre Bardinon	🇫🇷 FRA			Dallara F320 HWA	Van Amersfoort	14	13	1:37.139	1.520	0.166	172.5
9	6	Carlin	🇬🇧 GBR	Ido Cohen	🇮🇸 ISR			Dallara F320 Spiess	Carlin	14	13	1:37.183	1.564	0.044	172.4
Rookie															
1	4	Team Motopark	🇩🇪 DEU	Niklas Krütten	🇩🇪 DEU	R	1	Dallara F320 Spiess	Team Motopark	12	10	1:36.342			173.9
2	31	Carlin	🇬🇧 GBR	Zane Maloney	🇧🇧 BRB	R	2	Dallara F320 Spiess	Carlin	15	14	1:36.466	0.124	0.124	173.7
3	15	Van Amersfoort	🇳🇱 NLD	Sebastian Estner	🇩🇪 DEU	R	3	Dallara F320 HWA	Van Amersfoort	12	9	1:36.637	0.295	0.171	173.4
4	12	DRIVEX	🇪🇸 ESP	Glenn Van Berlo	🇳🇱 NLD	R	4	Dallara F320 HWA	DRIVEX	13	11	1:36.680	0.338	0.043	173.3
5	34	DRIVEX	🇪🇸 ESP	Rafael Villagomez	🇲🇽 MEX	R	5	Dallara F320 HWA	DRIVEX	13	12	1:37.201	0.859	0.521	172.4
6	8	Double R	🇬🇧 GBR	Matthias Lüthen	🇩🇪 DEU	R	6	Dallara F320 HWA	Double R	13	10	1:38.335	1.993	1.134	170.4

Published at:.....

Track Temp: 26.8 °C Air Temp: 17.6 °C Humidity: 67 % Track Status: DRY

Stewards:	Race Director:	Timekeeper: 
------------------	-----------------------	--





Circuit de Barcelona
Euroformula Open
Qualifying - 1
Lap Analysis



20

Yifei Ye

Dallara F320 Spiess

28

Cameron Das

Dallara F320 Spiess

Cryptotower Racing Team

Team Motopark

Lap	D	Time	Sector 1	Sector 2	Sector 3	T. Spd	Elapsed	Lap	D	Time	Sector 1	Sector 2	Sector 3	T. Spd	Elapsed
1		11:30:49.355	11:29:34.739	40.137	34.479	173.0	11:30:49.355	1		11:28:09.861	11:26:52.760	42.113	34.988	167.7	11:28:09.861
2		1:45.032	29.850	37.787	37.395	225.9	11:32:34.387	2		1:50.710	30.702	38.253	41.755	219.9	11:30:00.571
3		1:37.165	28.838	36.362	31.965	232.7	11:34:11.552	3		1:38.823	29.415	36.945	32.463	232.2	11:31:39.394
4		1:36.568	28.681	36.245	31.642	234.7	11:35:48.120	4		1:37.895	29.020	36.676	32.199	234.2	11:33:17.289
5		1:36.469	28.531	36.216	31.722	236.3	11:37:24.589	5		1:37.676	28.778	36.726	32.172	235.2	11:34:54.965
6		1:44.073 P	28.807	37.229	38.037	236.8	11:39:08.662	6		1:42.256 P	28.668	36.491	37.097	234.7	11:36:37.221
7		6:47.723	5:35.600	38.896	33.227	180.3	11:45:56.385	7		6:49.165	5:35.433	39.483	34.249	172.8	11:43:26.386
8		1:44.361	29.304	36.886	38.171	231.7	11:47:40.746	8		1:49.120	30.504	38.892	39.724	223.6	11:45:15.506
9		1:35.619	28.517	35.914	31.188	235.2	11:49:16.365	9		1:36.558	28.702	36.319	31.537	235.2	11:46:52.064
10		1:37.397	28.319	36.059	33.019	238.9	11:50:53.762	10		1:36.593	28.472	36.382	31.739	238.4	11:48:28.657
11		1:45.426 P	28.338	35.886	41.202	239.4	11:52:39.188	11		1:46.806	32.241	40.471	34.094	208.0	11:50:15.463

25

Alexandre Bardinon

Dallara F320 HWA

31

Zane Maloney

Dallara F320 Spiess

Van Amersfoort Racing

Lap	D	Time	Sector 1	Sector 2	Sector 3	T. Spd	Elapsed	Lap	D	Time	Sector 1	Sector 2	Sector 3	T. Spd	Elapsed
1		11:28:36.821	11:27:21.302	41.781	33.738	162.6	11:28:36.821								
2		1:45.256	30.211	38.220	36.825	226.4	11:30:22.077								
3		1:43.894	29.301	40.960	33.633	234.7	11:32:05.971								
4		1:39.257	29.071	37.147	33.039	234.2	11:33:45.228								
5		1:38.405	29.023	37.011	32.371	234.2	11:35:23.633								
6		1:44.595 P	28.836	37.003	38.756	236.8	11:37:08.228								
7		4:02.621	2:49.336	40.219	33.066	179.7	11:41:10.849								
8		1:40.107	29.920	37.421	32.766	227.8	11:42:50.956								
9		1:37.642	28.794	36.735	32.113	235.2	11:44:28.598								
10		1:37.837	28.767	36.497	32.573	236.8	11:46:06.435								
11		1:46.908	31.405	42.498	33.005	242.6	11:47:53.343								
12		1:37.639	28.751	36.756	32.132	237.3	11:49:30.982								
13		1:37.139	28.652	36.550	31.937	237.3	11:51:08.121								
14		3:36.742 P	2:13.922	39.976	42.844	156.9	11:54:44.863								

26

Louis Foster

Dallara F320 HWA

33

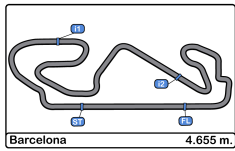
Manuel Maldonado

Dallara F320 Spiess

Double R

Lap	D	Time	Sector 1	Sector 2	Sector 3	T. Spd	Elapsed	Lap	D	Time	Sector 1	Sector 2	Sector 3	T. Spd	Elapsed
1		11:28:46.628	11:27:29.875	40.739	36.014	178.2	11:28:46.628								
2		1:51.129	30.287	39.041	41.801	233.7	11:30:37.757								
3		1:49.976	29.003	36.767	44.206		11:32:27.733								
4		1:37.735	28.923	36.672	32.140	235.8	11:34:05.468								
5		1:37.616	28.799	36.604	32.213	236.8	11:35:43.084								
6		1:55.876	34.340	44.515	37.021	238.9	11:37:38.960								
7		1:37.743	28.884	36.753	32.106	235.2	11:39:16.703								
8		1:36.973	28.656	36.376	31.941	235.8	11:40:53.676								
9		2:10.025 P	33.910	51.481	44.634	219.0	11:43:03.701								





Circuit de Barcelona
Euroformula Open
Qualifying - 1
Lap Analysis



34

Rafael Villagomez

Dallara F320 HWA

R

DRIVEX

Lap	D	Time	Sector 1	Sector 2	Sector 3	T. Spd	Elapsed
1		11:28:11.581	11:26:53.754	42.240	35.587	176.1	11:28:11.581
2		1:50.838	30.621	37.890	42.327	233.7	11:30:02.419
3		1:48.568	30.280	37.430	40.858	239.4	11:31:50.987
4		1:39.556	29.259	37.587	32.710	238.4	11:33:30.543
5		1:38.783	29.045	36.999	32.739	237.3	11:35:09.326
6		1:52.158 P	29.197	42.930	40.031	238.9	11:37:01.484
7		6:48.381	5:31.552	40.243	36.586	170.8	11:43:49.865
8		2:02.088	34.257	48.265	39.566	231.7	11:45:51.953
9		1:40.585	28.918	36.884	34.783	240.5	11:47:32.538
10		1:37.674	28.694	36.894	32.086	241.0	11:49:10.212
11		1:37.703	28.775	36.846	32.082	241.0	11:50:47.915
12		1:37.201	28.701	36.366	32.134	241.6	11:52:25.116
13		2:03.060 P	33.636	46.251	43.173	241.0	11:54:28.176

69

Lukas Dunner

Dallara F320 Spiess

Cryptotower Racing Team

Lap	D	Time	Sector 1	Sector 2	Sector 3	T. Spd	Elapsed
1		11:30:14.647	11:28:58.951	41.297	34.399	176.4	11:30:14.647
2		1:57.429	33.221	43.043	41.165	205.7	11:32:12.076
3		1:37.932	29.136	36.630	32.166	232.7	11:33:50.008
4		1:37.318	28.857	36.570	31.891	233.2	11:35:27.326
5		1:37.232	28.695	36.563	31.974	234.7	11:37:04.558
6		1:41.431 P	28.701	36.329	36.401	234.7	11:38:45.989
7		6:57.929	5:40.441	42.820	34.668	144.5	11:45:43.918
8		1:41.844	29.939	37.691	34.214	235.2	11:47:25.762
9		1:35.863	28.552	36.056	31.255	235.8	11:49:01.625
10		1:36.476	28.471	36.095	31.910	237.3	11:50:38.101
11		1:36.223	28.558	36.056	31.609	237.3	11:52:14.324
12		1:58.207 P	34.594	42.071	41.542	199.2	11:54:12.531

99

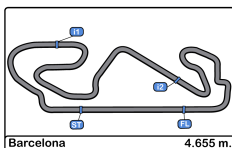
Rui Andrade

Dallara F320 Spiess

Cryptotower Racing Team

Lap	D	Time	Sector 1	Sector 2	Sector 3	T. Spd	Elapsed
1		11:30:10.463	11:28:53.761	40.568	36.134	162.1	11:30:10.463
2		1:47.002	31.778	38.919	36.305	210.5	11:31:57.465
3		1:38.598	29.206	36.839	32.553	233.7	11:33:36.063
4		1:38.391	29.048	36.911	32.432	232.2	11:35:14.454
5		1:38.303	28.924	36.953	32.426	235.2	11:36:52.757
6		1:44.343 P	28.964	37.203	38.176	234.2	11:38:37.100
7		6:28.647	5:13.993	40.203	34.451	161.1	11:45:05.747
8		1:43.567	30.236	39.017	34.314	219.5	11:46:49.314
9		1:37.179	28.853	36.521	31.805	235.8	11:48:26.493
10		1:36.804	28.702	36.316	31.786	235.8	11:50:03.297
11		1:36.758	28.671	36.357	31.730	236.8	11:51:40.055
12		1:51.159 P	30.672	38.034	42.453	237.3	11:53:31.214



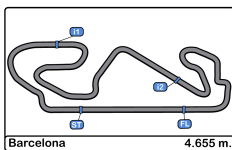


Circuito de Barcelona
Euroformula Open
Qualifying - 1
Best Sectors Results



Sector - 1				Sector - 2				Sector - 3				Ideal Lap vs Best Lap				
Clas	Nº	Driver	Time	Nº	Driver	Time	Nº	Driver	Time	Clas	Nº	Driver	Ideal Lap	Best Lap	Clas	
1	20	Yifei Ye	28.319	20	Yifei Ye	35.886	20	Yifei Ye	31.188	1	20	Yifei Ye	1:35.393	1:35.619	1	
2	33	Manuel Maldonado	28.417	16	Andreas Estner	35.930	69	Lukas Dunner	31.255	2	69	Lukas Dunner	1:35.782	1:35.863	2	
3	16	Andreas Estner	28.464	69	Lukas Dunner	36.056	4	Niklas Krütten	31.426	3	16	Andreas Estner	1:35.824	1:35.883	3	
4	69	Lukas Dunner	28.471	4	Niklas Krütten	36.127	16	Andreas Estner	31.430	4	4	Niklas Krütten	1:36.168	1:36.342	4	
5	28	Cameron Das	28.472	15	Sebastian Estner	36.164	28	Cameron Das	31.537	5	28	Cameron Das	1:36.233	1:36.505	7	
6	31	Zane Maloney	28.478	33	Manuel Maldonado	36.187	15	Sebastian Estner	31.553	6	33	Manuel Maldonado	1:36.270	1:36.386	5	
7	6	Ido Cohen	28.557	28	Cameron Das	36.224	12	Glenn Van Berlo	31.600	7	31	Zane Maloney	1:36.320	1:36.466	6	
8	25	Alexandre Bardion	28.589	31	Zane Maloney	36.239	31	Zane Maloney	31.603	8	15	Sebastian Estner	1:36.408	1:36.637	8	
9	4	Niklas Krütten	28.615	99	Rui Andrade	36.316	33	Manuel Maldonado	31.666	9	12	Glenn Van Berlo	1:36.586	1:36.680	9	
10	12	Glenn Van Berlo	28.623	12	Glenn Van Berlo	36.363	99	Rui Andrade	31.730	10	99	Rui Andrade	1:36.717	1:36.758	10	
11	26	Louis Foster	28.656	34	Rafael Villagomez	36.366	25	Alexandre Bardion	31.937	11	26	Louis Foster	1:36.973	1:36.973	11	
12	99	Rui Andrade	28.671	26	Louis Foster	36.376	26	Louis Foster	31.941	12	25	Alexandre Bardion	1:37.023	1:37.139	12	
13	8	Matthias Lüthen	28.687	25	Alexandre Bardion	36.497	6	Ido Cohen	32.058	13	6	Ido Cohen	1:37.120	1:37.183	13	
14	15	Sebastian Estner	28.691	6	Ido Cohen	36.505	34	Rafael Villagomez	32.082	14	34	Rafael Villagomez	1:37.142	1:37.201	14	
15	34	Rafael Villagomez	28.694	8	Matthias Lüthen	36.967	8	Matthias Lüthen	32.502	15	8	Matthias Lüthen	1:38.156	1:38.335	15	



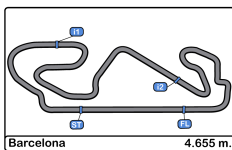


Circuito de Barcelona
Euroformula Open
Qualifying - 1
Best 5 Lap Times



Cls	Nº	Entrant	Nat	Driver	Nat	Cat	Cls	Chassis - Engine	Team	Best 1		Best 2		Best 3		Best 4		Best 5	
										Time	Lap	Time	Lap	Time	Lap	Time	Lap	Time	Lap
1	20	Cryptotower Racing	● JPN	Yifei Ye	🇨🇳 CHN			Dallara F320 Spiess	Cryptotower Racing	1:35.619	9	1:36.469	5	1:36.568	4	1:37.165	3	1:37.397	10
2	69	Cryptotower Racing	● JPN	Lukas Dunner	🇦🇹 AUT			Dallara F320 Spiess	Cryptotower Racing	1:35.863	9	1:36.223	11	1:36.476	10	1:37.232	5	1:37.318	4
3	16	Van Amersfoort Racing	🇳🇱 NLD	Andreas Estner	🇩🇪 DEU			Dallara F320 HWA	Van Amersfoort Racing	1:35.883	10	1:35.888	11	1:36.039	9	1:37.433	5	1:37.911	4
4	4	Team Motopark	🇩🇪 DEU	Niklas Krütten	🇩🇪 DEU	R	1	Dallara F320 Spiess	Team Motopark	1:36.342	10	1:36.411	11	1:36.453	9	1:37.955	5	1:38.171	3
5	33	Team Motopark	🇩🇪 DEU	Manuel Maldonado	🇻🇪 VEN			Dallara F320 Spiess	Team Motopark	1:36.386	11	1:36.452	12	1:37.305	5	1:37.727	4	1:38.202	9
6	31	Carlin	🇬🇧 GBR	Zane Maloney	🇧🇸 BRB	R	2	Dallara F320 Spiess	Carlin	1:36.466	14	1:36.535	12	1:36.943	11	1:37.051	7	1:37.211	6
7	28	Team Motopark	🇩🇪 DEU	Cameron Das	🇺🇸 USA			Dallara F320 Spiess	Team Motopark	1:36.505	12	1:36.558	9	1:36.593	10	1:37.676	5	1:37.895	4
8	15	Van Amersfoort Racing	🇳🇱 NLD	Sebastian Estner	🇩🇪 DEU	R	3	Dallara F320 HWA	Van Amersfoort Racing	1:36.637	9	1:36.756	10	1:36.758	11	1:37.985	5	1:38.403	4
9	12	DRIVEX	🇪🇸 ESP	Glenn Van Berlo	🇳🇱 NLD	R	4	Dallara F320 HWA	DRIVEX	1:36.680	11	1:36.709	10	1:36.763	12	1:38.158	5	1:38.298	4
10	99	Cryptotower Racing	● JPN	Rui Andrade	🇦🇷 AGO			Dallara F320 Spiess	Cryptotower Racing	1:36.758	11	1:36.804	10	1:37.179	9	1:38.303	5	1:38.391	4
11	26	Double R	🇬🇧 GBR	Louis Foster	🇬🇧 GBR			Dallara F320 HWA	Double R	1:36.973	8	1:37.616	5	1:37.735	4	1:37.743	7	1:49.976	3
12	25	Van Amersfoort Racing	🇳🇱 NLD	Alexandre Bardinon	🇫🇷 FRA			Dallara F320 HWA	Van Amersfoort Racing	1:37.139	13	1:37.639	12	1:37.642	9	1:37.837	10	1:38.405	5
13	6	Carlin	🇬🇧 GBR	Ido Cohen	🇮🇸 ISR			Dallara F320 Spiess	Carlin	1:37.183	13	1:37.273	12	1:37.976	5	1:37.989	6	1:38.516	4
14	34	DRIVEX	🇪🇸 ESP	Rafael Villagomez	🇲🇽 MEX	R	5	Dallara F320 HWA	DRIVEX	1:37.201	12	1:37.674	10	1:37.703	11	1:38.783	5	1:39.556	4
15	8	Double R	🇬🇧 GBR	Matthias Lüthen	🇩🇪 DEU	R	6	Dallara F320 HWA	Double R	1:38.335	10	1:38.471	11	1:40.010	12	1:40.649	6	1:40.927	5



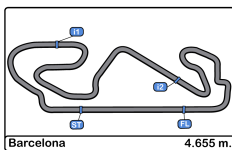


Circuito de Barcelona
Euroformula Open
Qualifying - 1
Best 5 Top Speeds



Cls	Nº	Entrant	Nat	Driver	Nat	Cat	Cls	Chassis - Engine	Team	Top 1		Top 2		Top 3		Top 4		Top 5		Avg
										Km/h	Lap	Km/h	Lap	Km/h	Lap	Km/h	Lap	Km/h	Lap	
1	25	Van Amersfoort Racing		Alexandre Bardinon				Dallara F320 HWA	Van Amersfoort Racing	242.6	11	238.4	14	237.3	12	237.3	13	236.8	6	238.5
2	31	Carlin		Zane Maloney		R	1	Dallara F320 Spiess	Carlin	241.6	13	239.4	15	238.9	12	238.4	14	237.8	8	239.2
3	34	DRIVEX		Rafael Villagomez		R	2	Dallara F320 HWA	DRIVEX	241.6	12	241.0	10	241.0	11	241.0	13	240.5	9	241.0
4	8	Double R		Matthias Lüthen		R	3	Dallara F320 HWA	Double R	240.5	12	240.0	11	238.9	10	237.3	13	235.8	4	238.5
5	16	Van Amersfoort Racing		Andreas Estner				Dallara F320 HWA	Van Amersfoort Racing	239.4	5	239.4	6	238.4	4	238.4	10	238.4	11	238.8
6	20	Cryptotower Racing		Yifei Ye				Dallara F320 Spiess	Cryptotower Racing	239.4	11	238.9	10	236.8	6	236.3	5	235.2	9	237.3
7	6	Carlin		Ido Cohen				Dallara F320 Spiess	Carlin	238.9	14	238.4	11	237.3	13	236.8	12	235.8	6	237.4
8	26	Double R		Louis Foster				Dallara F320 HWA	Double R	238.9	6	236.8	5	235.8	4	235.8	8	235.2	7	236.5
9	33	Team Motopark		Manuel Maldonado				Dallara F320 Spiess	Team Motopark	238.9	10	238.9	11	238.9	12	238.4	13	237.3	5	238.5
10	12	DRIVEX		Glenn Van Berlo		R	4	Dallara F320 HWA	DRIVEX	238.4	10	238.4	11	238.4	12	238.4	13	236.3	6	237.9
11	28	Team Motopark		Cameron Das				Dallara F320 Spiess	Team Motopark	238.4	10	235.8	12	235.8	13	235.2	5	235.2	9	236.1
12	69	Cryptotower Racing		Lukas Dunner				Dallara F320 Spiess	Cryptotower Racing	237.3	10	237.3	11	235.8	9	235.2	8	234.7	5	236.1
13	99	Cryptotower Racing		Rui Andrade				Dallara F320 Spiess	Cryptotower Racing	237.3	12	236.8	11	235.8	9	235.8	10	235.2	5	236.2
14	4	Team Motopark		Niklas Krütten		R	5	Dallara F320 Spiess	Team Motopark	236.8	11	236.3	10	235.8	6	234.2	4	234.2	9	235.5
15	15	Van Amersfoort Racing		Sebastian Estner		R	6	Dallara F320 HWA	Van Amersfoort Racing	235.2	11	235.2	12	234.2	6	233.7	5	233.2	4	234.3



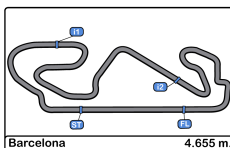


Circuito de Barcelona
Euroformula Open
Qualifying - 1
Fastest Laps Sequence



Lap	Time of Day	Session Time	Nº	Entrant	Nat	Driver	Nat	Cat	Chassis - Engine	Team	Time	Km/h
2	11:29:38.586	3:38.586	31	Carlin	GBR	Zane Maloney	BRB	R	Dallara F320 Spiess	Carlin	1:43.919	161.2
3	11:31:17.770	5:17.770	31	Carlin	GBR	Zane Maloney	BRB	R	Dallara F320 Spiess	Carlin	1:39.184	168.9
3	11:31:26.342	5:26.342	16	Van Amersfoort Racing	NLD	Andreas Estner	DEU		Dallara F320 HWA	Van Amersfoort Racing	1:38.793	169.6
3	11:31:45.331	5:45.331	33	Team Motopark	DEU	Manuel Maldonado	VEN		Dallara F320 Spiess	Team Motopark	1:38.441	170.2
4	11:32:55.747	6:55.747	31	Carlin	GBR	Zane Maloney	BRB	R	Dallara F320 Spiess	Carlin	1:37.977	171.0
4	11:33:04.253	7:04.253	16	Van Amersfoort Racing	NLD	Andreas Estner	DEU		Dallara F320 HWA	Van Amersfoort Racing	1:37.911	171.1
4	11:33:17.289	7:17.289	28	Team Motopark	DEU	Cameron Das	USA		Dallara F320 Spiess	Team Motopark	1:37.895	171.1
4	11:33:23.058	7:23.058	33	Team Motopark	DEU	Manuel Maldonado	VEN		Dallara F320 Spiess	Team Motopark	1:37.727	171.4
3	11:34:11.552	8:11.552	20	Cryptotower Racing Team	JPN	Yifei Ye	CHN		Dallara F320 Spiess	Cryptotower Racing Team	1:37.165	172.4
4	11:35:48.120	9:48.120	20	Cryptotower Racing Team	JPN	Yifei Ye	CHN		Dallara F320 Spiess	Cryptotower Racing Team	1:36.568	173.5
5	11:37:24.589	11:24.589	20	Cryptotower Racing Team	JPN	Yifei Ye	CHN		Dallara F320 Spiess	Cryptotower Racing Team	1:36.469	173.7
9	11:48:04.588	22:04.588	4	Team Motopark	DEU	Niklas Krütten	DEU	R	Dallara F320 Spiess	Team Motopark	1:36.453	173.7
9	11:48:57.270	22:57.270	16	Van Amersfoort Racing	NLD	Andreas Estner	DEU		Dallara F320 HWA	Van Amersfoort Racing	1:36.039	174.4
9	11:49:01.625	23:01.625	69	Cryptotower Racing Team	JPN	Lukas Dunner	AUT		Dallara F320 Spiess	Cryptotower Racing Team	1:35.863	174.8
9	11:49:16.365	23:16.365	20	Cryptotower Racing Team	JPN	Yifei Ye	CHN		Dallara F320 Spiess	Cryptotower Racing Team	1:35.619	175.2



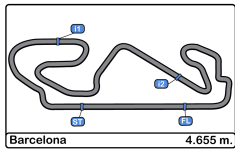


Circuito de Barcelona
Euroformula Open
Qualifying - 1
Event Best Maximum Speed



Nº	Entrant	Nat	Driver	Nat	Cat	Clas	Chassis - Engine	Team	Km/h	Session
34	DRIVEX	ESP	Rafael Villagomez	MEX	R	1	Dallara F320 HWA	DRIVEX	244.3	Free Practice - 2
25	Van Amersfoort Racing	NLD	Alexandre Bardinon	FRA			Dallara F320 HWA	Van Amersfoort Racing	242.6	Qualifying - 1
16	Van Amersfoort Racing	NLD	Andreas Estner	DEU			Dallara F320 HWA	Van Amersfoort Racing	241.6	Free Practice - 2
31	Carlin	GBR	Zane Maloney	BRB	R	2	Dallara F320 Spiess	Carlin	241.6	Qualifying - 1
26	Double R	GBR	Louis Foster	GBR			Dallara F320 HWA	Double R	240.5	Free Practice - 3
8	Double R	GBR	Matthias Lüthen	DEU	R	3	Dallara F320 HWA	Double R	240.5	Qualifying - 1
12	DRIVEX	ESP	Glenn Van Berlo	NLD	R	4	Dallara F320 HWA	DRIVEX	239.4	Free Practice - 3
6	Carlin	GBR	Ido Cohen	ISR			Dallara F320 Spiess	Carlin	239.4	Free Practice - 3
20	Cryptotower Racing Team	JPN	Yifei Ye	CHN			Dallara F320 Spiess	Cryptotower Racing Team	239.4	Qualifying - 1
33	Team Motopark	DEU	Manuel Maldonado	VEN			Dallara F320 Spiess	Team Motopark	238.9	Qualifying - 1
28	Team Motopark	DEU	Cameron Das	USA			Dallara F320 Spiess	Team Motopark	238.4	Qualifying - 1
15	Van Amersfoort Racing	NLD	Sebastian Estner	DEU	R	5	Dallara F320 HWA	Van Amersfoort Racing	237.3	Free Practice - 1
69	Cryptotower Racing Team	JPN	Lukas Dunner	AUT			Dallara F320 Spiess	Cryptotower Racing Team	237.3	Qualifying - 1
99	Cryptotower Racing Team	JPN	Rui Andrade	AGO			Dallara F320 Spiess	Cryptotower Racing Team	237.3	Qualifying - 1
4	Team Motopark	DEU	Niklas Krütten	DEU	R	6	Dallara F320 Spiess	Team Motopark	236.8	Qualifying - 1





Circuit de Barcelona
Euroformula Open
Qualifying - 1
Pit Stop Analysis



4 Niklas Krütten R Team Motopark
 Dallara F320 Spiess

Nr.	In Day Time	In Time	Out Time	Pit Time	T. Pit Time	Handicap	Penalty
1	11:39:01.901	11:39:01.901	11:43:00.089	3:58.188	3:58.188		

6 Ido Cohen Carlin
 Dallara F320 Spiess

Nr.	In Day Time	In Time	Out Time	Pit Time	T. Pit Time	Handicap	Penalty
1	11:38:24.868	11:38:24.868	11:41:47.437	3:22.569	3:22.569		

8 Matthias Lüthen R Double R
 Dallara F320 HWA

Nr.	In Day Time	In Time	Out Time	Pit Time	T. Pit Time	Handicap	Penalty
1	11:39:00.262	11:39:00.262	11:42:30.126	3:29.864	3:29.864		

12 Glenn Van Berlo R DRIVEX
 Dallara F320 HWA

Nr.	In Day Time	In Time	Out Time	Pit Time	T. Pit Time	Handicap	Penalty
1	11:36:26.285	11:36:26.285	11:41:48.368	5:22.083	5:22.083		

15 Sebastian Estner R Van Amersfoort Racing
 Dallara F320 HWA

Nr.	In Day Time	In Time	Out Time	Pit Time	T. Pit Time	Handicap	Penalty
1	11:36:21.650	11:36:21.650	11:43:14.624	6:52.974	6:52.974		

16 Andreas Estner Van Amersfoort Racing
 Dallara F320 HWA

Nr.	In Day Time	In Time	Out Time	Pit Time	T. Pit Time	Handicap	Penalty
1	11:36:22.655	11:36:22.655	11:43:44.536	7:21.881	7:21.881		

20 Yifei Ye Cryptotower Racing Team
 Dallara F320 Spiess

Nr.	In Day Time	In Time	Out Time	Pit Time	T. Pit Time	Handicap	Penalty
1	11:39:05.734	11:39:05.734	11:44:12.708	5:06.974	5:06.974		

25 Alexandre Bardinon Van Amersfoort Racing
 Dallara F320 HWA

Nr.	In Day Time	In Time	Out Time	Pit Time	T. Pit Time	Handicap	Penalty
1	11:37:05.713	11:37:05.713	11:39:25.293	2:19.580	2:19.580		

28 Cameron Das Team Motopark
 Dallara F320 Spiess

Nr.	In Day Time	In Time	Out Time	Pit Time	T. Pit Time	Handicap	Penalty
1	11:36:34.697	11:36:34.697	11:41:40.017	5:05.320	5:05.320		

31 Zane Maloney R Carlin
 Dallara F320 Spiess

Nr.	In Day Time	In Time	Out Time	Pit Time	T. Pit Time	Handicap	Penalty
1	11:39:26.139	11:39:26.139	11:41:17.429	1:51.290	1:51.290		

33 Manuel Maldonado Team Motopark
 Dallara F320 Spiess

Nr.	In Day Time	In Time	Out Time	Pit Time	T. Pit Time	Handicap	Penalty
1	11:36:41.963	11:36:41.963	11:42:27.478	5:45.515	5:45.515		

34 Rafael Villagomez R DRIVEX
 Dallara F320 HWA

Nr.	In Day Time	In Time	Out Time	Pit Time	T. Pit Time	Handicap	Penalty
1	11:36:58.916	11:36:58.916	11:42:00.198	5:01.282	5:01.282		

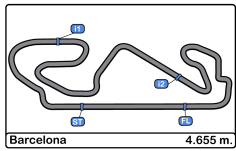
69 Lukas Dunner Cryptotower Racing Team
 Dallara F320 Spiess

Nr.	In Day Time	In Time	Out Time	Pit Time	T. Pit Time	Handicap	Penalty
1	11:38:43.461	11:38:43.461	11:43:45.555	5:02.094	5:02.094		

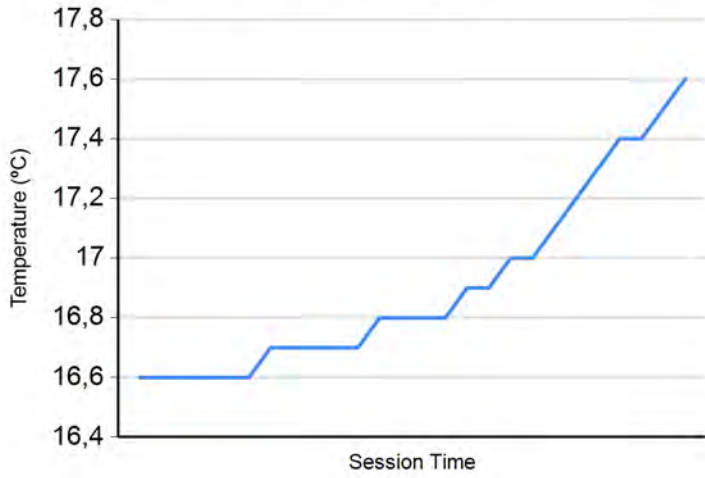
99 Rui Andrade Cryptotower Racing Team
 Dallara F320 Spiess

Nr.	In Day Time	In Time	Out Time	Pit Time	T. Pit Time	Handicap	Penalty
1	11:38:34.710	11:38:34.710	11:43:16.997	4:42.287	4:42.287		

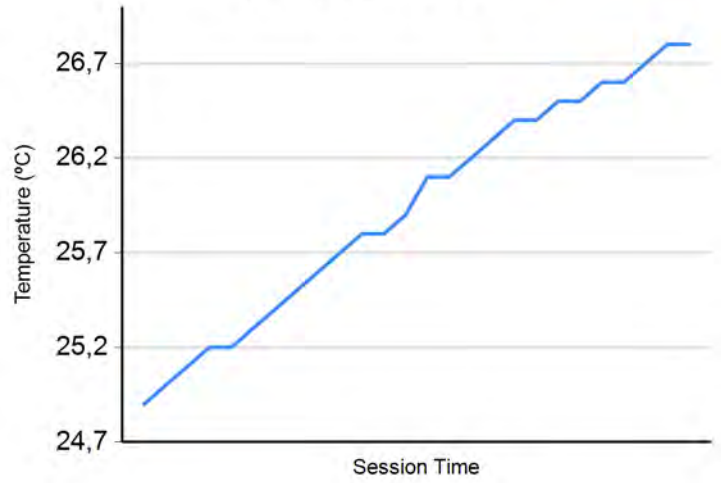




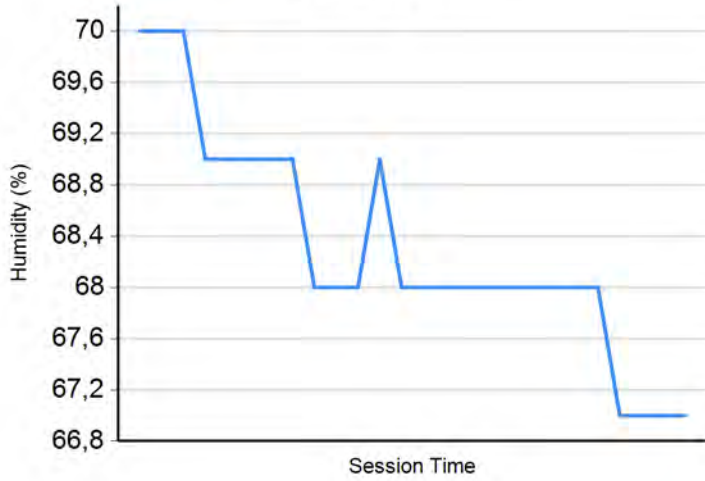
Air Temperature



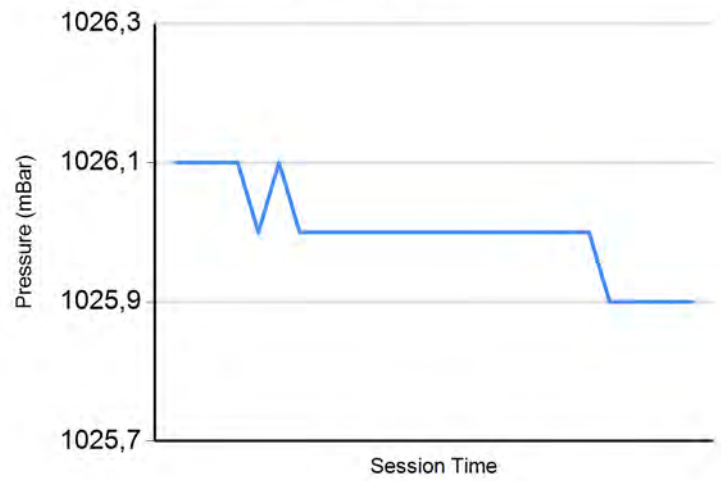
Track Temperature



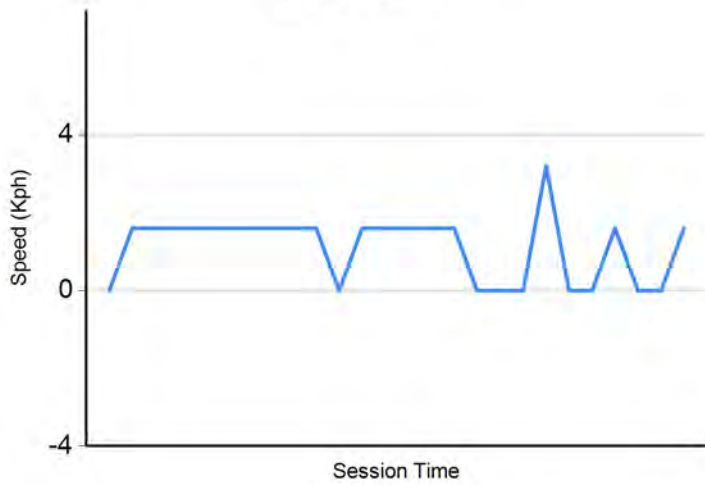
Humidity



Pressure

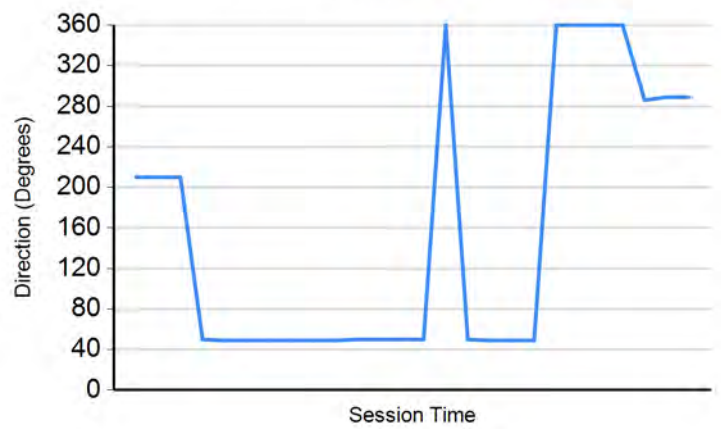


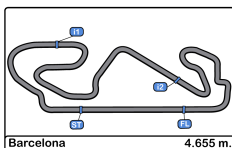
Wind Speed



Wind direction

North = 0°/360° Est = 90° South = 180° West = 270°





Circuito de Barcelona
Euroformula Open
Qualifying - 1
Final Results



Clas	Nº	Entrant	Nat	Driver	Nat	Cat	Clas	Chassis - Engine	Team	Laps	Best	Time	Gap	Interval	Km/h
1	20	Cryptotower Racing Team	JPN	Yifei Ye	CHN			Dallara F320 Spiess	Cryptotower Racing Team	11	9	1:35.619			175.2
2	69	Cryptotower Racing Team	JPN	Lukas Dunner	AUT			Dallara F320 Spiess	Cryptotower Racing Team	12	9	1:35.863	0.244	0.244	174.8
3	16	Van Amersfoort Racing	NLD	Andreas Estner	DEU			Dallara F320 HWA	Van Amersfoort Racing	12	10	1:35.883	0.264	0.020	174.7
4	4	Team Motopark	DEU	Niklas Krütten	DEU	R	1	Dallara F320 Spiess	Team Motopark	12	10	1:36.342	0.723	0.459	173.9
5	33	Team Motopark	DEU	Manuel Maldonado	VEN			Dallara F320 Spiess	Team Motopark	13	11	1:36.386	0.767	0.044	173.8
6	31	Carlin	GBR	Zane Maloney	BRB	R	2	Dallara F320 Spiess	Carlin	15	14	1:36.466	0.847	0.080	173.7
7	28	Team Motopark	DEU	Cameron Das	USA			Dallara F320 Spiess	Team Motopark	13	12	1:36.505	0.886	0.039	173.6
8	15	Van Amersfoort Racing	NLD	Sebastian Estner	DEU	R	3	Dallara F320 HWA	Van Amersfoort Racing	12	9	1:36.637	1.018	0.132	173.4
9	12	DRIVEX	ESP	Glenn Van Berlo	NLD	R	4	Dallara F320 HWA	DRIVEX	13	11	1:36.680	1.061	0.043	173.3
10	99	Cryptotower Racing Team	JPN	Rui Andrade	AGO			Dallara F320 Spiess	Cryptotower Racing Team	12	11	1:36.758	1.139	0.078	173.1
11	26	Double R	GBR	Louis Foster	GBR			Dallara F320 HWA	Double R	9	8	1:36.973	1.354	0.215	172.8
12	25	Van Amersfoort Racing	NLD	Alexandre Bardinon	FRA			Dallara F320 HWA	Van Amersfoort Racing	14	13	1:37.139	1.520	0.166	172.5
13	6	Carlin	GBR	Ido Cohen	ISR			Dallara F320 Spiess	Carlin	14	13	1:37.183	1.564	0.044	172.4
14	34	DRIVEX	ESP	Rafael Villagomez	MEX	R	5	Dallara F320 HWA	DRIVEX	13	12	1:37.201	1.582	0.018	172.4
15	8	Double R	GBR	Matthias Lüthen	DEU	R	6	Dallara F320 HWA	Double R	13	10	1:38.335	2.716	1.134	170.4

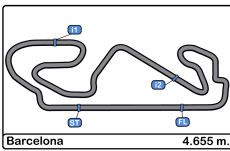
CAR #25 REPRIMAND CROSSED THE CHEQUERED FLAG TWICE

Published at:.....

Track Temp: 26.8 °C Air Temp: 17.6 °C Humidity: 67 % Track Status: DRY

Stewards:	Race Director:	Timekeeper:
-----------	----------------	-------------





Circuito de Barcelona
Euroformula Open
Qualifying - 2
Provisional Results



Clas	Nº	Entrant	Nat	Driver	Nat	Cat	Clas	Chassis - Engine	Team	Laps	Best	Time	Gap	Interval	Km/h
1	20	Cryptotower Racing Team	JPN	Yifei Ye	CHN			Dallara F320 Spiess	Cryptotower Racing Team	11	9	1:36.198			174.2
2	28	Team Motopark	DEU	Cameron Das	USA			Dallara F320 Spiess	Team Motopark	12	11	1:36.390	0.192	0.192	173.8
3	69	Cryptotower Racing Team	JPN	Lukas Dunner	AUT			Dallara F320 Spiess	Cryptotower Racing Team	11	9	1:36.436	0.238	0.046	173.7
4	16	Van Amersfoort Racing	NLD	Andreas Estner	DEU			Dallara F320 HWA	Van Amersfoort Racing	12	9	1:36.567	0.369	0.131	173.5
5	33	Team Motopark	DEU	Manuel Maldonado	VEN			Dallara F320 Spiess	Team Motopark	11	10	1:36.743	0.545	0.176	173.2
6	4	Team Motopark	DEU	Niklas Krütten	DEU	R	1	Dallara F320 Spiess	Team Motopark	12	10	1:36.750	0.552	0.007	173.2
7	15	Van Amersfoort Racing	NLD	Sebastian Estner	DEU	R	2	Dallara F320 HWA	Van Amersfoort Racing	13	12	1:36.888	0.690	0.138	172.9
8	12	DRIVEX	ESP	Glenn Van Berlo	NLD	R	3	Dallara F320 HWA	DRIVEX	12	11	1:37.037	0.839	0.149	172.6
9	31	Carlin	GBR	Zane Maloney	BRB	R	4	Dallara F320 Spiess	Carlin	15	14	1:37.078	0.880	0.041	172.6
10	26	Double R	GBR	Louis Foster	GBR			Dallara F320 HWA	Double R	11	10	1:37.133	0.935	0.055	172.5
11	6	Carlin	GBR	Ido Cohen	ISR			Dallara F320 Spiess	Carlin	14	13	1:37.237	1.039	0.104	172.3
12	99	Cryptotower Racing Team	JPN	Rui Andrade	AGO			Dallara F320 Spiess	Cryptotower Racing Team	12	10	1:37.264	1.066	0.027	172.2
13	25	Van Amersfoort Racing	NLD	Alexandre Bardinon	FRA			Dallara F320 HWA	Van Amersfoort Racing	14	13	1:37.427	1.229	0.163	172.0
14	34	DRIVEX	ESP	Rafael Villagomez	MEX	R	5	Dallara F320 HWA	DRIVEX	12	9	1:37.682	1.484	0.255	171.5
15	8	Double R	GBR	Matthias Lüthen	DEU	R	6	Dallara F320 HWA	Double R	13	10	1:39.212	3.014	1.530	168.9

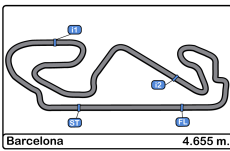
CAR 28 TIME 1:38.046 DELETED TRACK LIMITS AT T 15

Published at:.....

Track Temp: 30.2 °C Air Temp: 23.2 °C Humidity: 52 % Track Status: DRY

Stewards:	Race Director:	Timekeeper: 
------------------	-----------------------	--





Circuito de Barcelona
Euroformula Open
Qualifying - 2
Provisional Results by Class



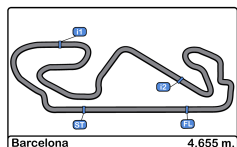
Clas	Nº	Entrant	Nat	Driver	Nat	Cat	Clas	Chassis - Engine	Team	Laps	Best	Time	Gap	Interval	Km/h
1	20	Cryptotower Racing	JPN	Yifei Ye	CHN			Dallara F320 Spiess	Cryptotower Racing	11	9	1:36.198			174.2
2	28	Team Motopark	DEU	Cameron Das	USA			Dallara F320 Spiess	Team Motopark	12	11	1:36.390	0.192	0.192	173.8
3	69	Cryptotower Racing	JPN	Lukas Dunner	AUT			Dallara F320 Spiess	Cryptotower Racing	11	9	1:36.436	0.238	0.046	173.7
4	16	Van Amersfoort	NLD	Andreas Estner	DEU			Dallara F320 HWA	Van Amersfoort	12	9	1:36.567	0.369	0.131	173.5
5	33	Team Motopark	DEU	Manuel Maldonado	VEN			Dallara F320 Spiess	Team Motopark	11	10	1:36.743	0.545	0.176	173.2
6	26	Double R	GBR	Louis Foster	GBR			Dallara F320 HWA	Double R	11	10	1:37.133	0.935	0.390	172.5
7	6	Carlin	GBR	Ido Cohen	ISR			Dallara F320 Spiess	Carlin	14	13	1:37.237	1.039	0.104	172.3
8	99	Cryptotower Racing	JPN	Rui Andrade	AGO			Dallara F320 Spiess	Cryptotower Racing	12	10	1:37.264	1.066	0.027	172.2
9	25	Van Amersfoort	NLD	Alexandre Bardinon	FRA			Dallara F320 HWA	Van Amersfoort	14	13	1:37.427	1.229	0.163	172.0
Rookie															
1	4	Team Motopark	DEU	Niklas Krütten	DEU	R	1	Dallara F320 Spiess	Team Motopark	12	10	1:36.750			173.2
2	15	Van Amersfoort	NLD	Sebastian Estner	DEU	R	2	Dallara F320 HWA	Van Amersfoort	13	12	1:36.888	0.138	0.138	172.9
3	12	DRIVEX	ESP	Glenn Van Berlo	NLD	R	3	Dallara F320 HWA	DRIVEX	12	11	1:37.037	0.287	0.149	172.6
4	31	Carlin	GBR	Zane Maloney	BRB	R	4	Dallara F320 Spiess	Carlin	15	14	1:37.078	0.328	0.041	172.6
5	34	DRIVEX	ESP	Rafael Villagomez	MEX	R	5	Dallara F320 HWA	DRIVEX	12	9	1:37.682	0.932	0.604	171.5
6	8	Double R	GBR	Matthias Lüthen	DEU	R	6	Dallara F320 HWA	Double R	13	10	1:39.212	2.462	1.530	168.9

Published at:.....

Track Temp: 30.2 °C Air Temp: 23.2 °C Humidity: 52 % Track Status: DRY

Stewards:	Race Director:	Timekeeper:
------------------	-----------------------	--------------------





Circuito de Barcelona
Euroformula Open
Qualifying - 2
Lap Analysis



4 Niklas Krütten Dallara F320 Spiess **12** Glenn Van Berlo Dallara F320 HWA
R Team Motopark R DRIVEX

Lap	D	Time	Sector 1	Sector 2	Sector 3	T. Spd	Elapsed	Lap	D	Time	Sector 1	Sector 2	Sector 3	T. Spd	Elapsed
1		15:26:38.183	15:25:23.101	40.754	34.328	164.3	15:26:38.183	1		15:23:55.305	15:22:42.312	39.203	33.790	183.0	15:23:55.305
2		1:44.758	29.924	38.321	36.513	228.8	15:28:22.941	2		1:42.004	29.615	38.659	33.730	232.2	15:25:37.309
3		1:38.800	29.657	36.909	32.234	231.2	15:30:01.741	3		1:39.610	29.365	37.437	32.808	233.7	15:27:16.919
4		1:38.033	28.994	36.848	32.191	234.2	15:31:39.774	4		1:38.893	29.187	37.203	32.503	236.3	15:28:55.812
5		1:37.571	28.874	36.625	32.072	235.2	15:33:17.345	5		1:38.398	29.006	37.018	32.374	236.8	15:30:34.210
6		1:44.205 P	28.875	36.767	38.563	234.7	15:35:01.550	6		1:41.841 P	28.971	37.046	35.824	237.3	15:32:16.051
7		5:39.893	4:26.242	40.312	33.339	167.7	15:40:41.443	7		8:27.953	7:13.329	40.658	33.966	180.3	15:40:44.004
8		1:40.483	30.057	37.766	32.660	224.0	15:42:21.926	8		1:41.262	29.111	38.762	33.389	235.8	15:42:25.266
9		1:36.910	28.854	36.337	31.719	234.2	15:43:58.836	9		1:37.396	28.839	36.773	31.784	236.8	15:44:02.662
10		1:36.750	28.741	36.241	31.768	235.8	15:45:35.586	10		1:37.039	28.713	36.559	31.767	237.8	15:45:39.701
11		1:39.600	28.639	38.631	32.330	236.3	15:47:15.186	11		1:37.037	28.699	36.480	31.858	237.8	15:47:16.738
12		1:47.009 P	28.893	37.064	41.052	235.2	15:49:02.195	12		1:47.124 P	28.619	36.534	41.971	240.0	15:49:03.862

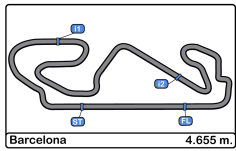
6 Ido Cohen Dallara F320 Spiess **15** Sebastian Estner Dallara F320 HWA
R Carlin R Van Amersfoort Racing

Lap	D	Time	Sector 1	Sector 2	Sector 3	T. Spd	Elapsed	Lap	D	Time	Sector 1	Sector 2	Sector 3	T. Spd	Elapsed
1		15:23:59.396	15:22:40.595	42.354	36.447	173.0	15:23:59.396	1		15:24:39.507	15:23:23.789	40.973	34.745	154.7	15:24:39.507
2		1:45.067	31.405	39.411	34.251	226.4	15:25:44.463	2		1:44.984	30.528	37.990	36.466	221.3	15:26:24.491
3		1:40.544	29.629	37.905	33.010	231.2	15:27:25.007	3		1:39.407	29.242	37.297	32.868	234.7	15:28:03.898
4		1:38.934	29.160	37.145	32.629	234.7	15:29:03.941	4		1:40.930	30.794	37.413	32.723	236.3	15:29:44.828
5		1:41.339	29.029	37.647	34.663	236.3	15:30:45.280	5		1:39.029	29.327	37.084	32.618	236.3	15:31:23.857
6		1:38.425	29.012	36.961	32.452	235.8	15:32:23.705	6		1:37.888	28.829	36.728	32.331	237.3	15:33:01.745
7		1:45.040 P	29.034	36.956	39.050	235.2	15:34:08.745	7		1:45.023 P	29.146	36.843	39.034	238.9	15:34:46.768
8		5:07.792	3:54.156	39.469	34.167	177.3	15:39:16.537	8		6:28.275	5:15.041	39.561	33.673	156.9	15:41:15.043
9		1:41.988	30.335	37.905	33.748	230.7	15:40:58.525	9		1:40.084	29.635	37.626	32.823	229.2	15:42:55.127
10		1:37.995	29.033	36.782	32.180	233.7	15:42:36.520	10		1:37.690	28.844	36.478	32.368	234.7	15:44:32.817
11		1:37.519	28.913	36.639	31.967	235.2	15:44:14.039	11		1:36.973	28.830	36.331	31.812	234.7	15:46:09.790
12		1:37.270	28.740	36.576	31.954	235.2	15:45:51.309	12		1:36.888	28.652	36.284	31.952	235.2	15:47:46.678
13		1:37.237	28.654	36.574	32.009	238.4	15:47:28.546	13		1:49.550 P	30.516	38.763	40.271	234.7	15:49:36.228
14		1:59.643 P	33.035	41.095	45.513	223.1	15:49:28.189								

8 Matthias Lüthen Dallara F320 HWA **16** Andreas Estner Dallara F320 HWA
R Double R R Van Amersfoort Racing

Lap	D	Time	Sector 1	Sector 2	Sector 3	T. Spd	Elapsed	Lap	D	Time	Sector 1	Sector 2	Sector 3	T. Spd	Elapsed
1		15:24:06.361	15:22:50.013	41.048	35.300	175.3	15:24:06.361	1		15:26:30.098	15:25:15.494	40.658	33.946	167.9	15:26:30.098
2		1:43.963	29.956	39.073	34.934	231.2	15:25:50.324	2		1:39.938	29.456	37.532	32.950	233.2	15:28:10.036
3		1:41.200	29.453	38.139	33.608	235.8	15:27:31.524	3		1:37.968	29.112	36.730	32.126	235.2	15:29:48.004
4		1:40.385	29.510	37.787	33.088	235.2	15:29:11.909	4		1:37.627	28.765	36.504	32.358	236.8	15:31:25.631
5		1:40.388	29.416	37.702	33.270	235.2	15:30:52.297	5		1:39.117	28.758	36.703	33.656	238.9	15:33:04.748
6		1:48.041 P	29.566	38.452	40.023	235.2	15:32:40.338	6		1:43.499 P	28.896	36.967	37.636	238.4	15:34:48.247
7		6:58.743	5:41.094	42.581	35.068	167.4	15:39:39.081	7		6:42.170	5:26.368	41.506	34.296	163.6	15:41:30.417
8		1:42.112	30.466	38.340	33.306	232.2	15:41:21.193	8		1:38.641	29.116	37.251	32.274	234.2	15:43:09.058
9		1:39.644	29.064	37.431	33.149	235.8	15:43:00.837	9		1:36.567	28.627	36.232	31.708	236.8	15:44:45.625
10		1:39.212	29.184	37.368	32.660	236.3	15:44:40.049	10		1:38.239	28.583	37.174	32.482	237.8	15:46:23.864
11		1:47.242	31.723	41.918	33.601	236.3	15:46:27.291	11		1:36.691	28.676	36.313	31.702	236.8	15:48:00.555
12		1:40.342	29.626	37.574	33.142	236.3	15:48:07.633	12		1:46.751 P	29.679	38.868	38.204	237.8	15:49:47.306
13		1:49.324 P	30.280	38.101	40.943	236.8	15:49:56.957								





Circuit de Barcelona
Euroformula Open
Qualifying - 2
Lap Analysis



20 Yifei Ye Dallara F320 Spiess 28 Cameron Das Dallara F320 Spiess

Cryptotower Racing Team

Team Motopark

Lap D	Time	Sector 1	Sector 2	Sector 3	T. Spd	Elapsed	Lap D	Time	Sector 1	Sector 2	Sector 3	T. Spd	Elapsed
1	15:26:58.232	15:25:45.026	39.462	33.744	167.1	15:26:58.232	1	15:27:07.729	15:25:51.119	40.625	35.985	175.6	15:27:07.729
2	1:40.513	29.633	37.533	33.347	225.4	15:28:38.745	2	1:54.939	31.813	47.242	35.884	216.0	15:29:02.668
3	1:38.449	29.639	36.773	32.037	232.2	15:30:17.194	3	1:38.573	29.463	36.940	32.170	231.2	15:30:41.241
4	1:37.246	28.950	36.519	31.777	234.7	15:31:54.440	4	1:37.505	28.912	36.651	31.942	234.2	15:32:18.746
5	1:36.904	28.721	36.401	31.782	235.2	15:33:31.344	5	1:38.046	28.863	36.454	32.729	234.7	15:33:56.792
6	1:41.541 P	28.676	36.304	36.561	235.8	15:35:12.885	6	1:42.415 P	29.230	36.490	36.695	235.8	15:35:39.207
7	6:28.516	5:13.592	40.210	34.714	170.8	15:41:41.401	7	6:07.396	4:49.544	43.452	34.400	174.1	15:41:46.603
8	1:39.925	29.628	37.198	33.099	232.7	15:43:21.326	8	1:48.048	29.569	38.225	40.254	228.8	15:43:34.651
9	1:36.198	28.594	36.094	31.510	236.3	15:44:57.524	9	1:37.026	28.759	36.345	31.922	234.7	15:45:11.677
10	1:37.635	28.449	36.153	33.033	237.8	15:46:35.159	10	1:36.455	28.651	36.199	31.605	236.8	15:46:48.132
11	1:46.933 P	28.579	36.148	42.206	237.8	15:48:22.092	11	1:36.390	28.591	36.132	31.667	235.8	15:48:24.522
12	2:12.777 P						12	2:12.777 P	35.444	50.100	47.233	202.6	15:50:37.299

25 Alexandre Bardinon Dallara F320 HWA 31 Zane Maloney Dallara F320 Spiess

Van Amersfoort Racing

Zane Maloney

Dallara F320 Spiess

Lap D	Time	Sector 1	Sector 2	Sector 3	T. Spd	Elapsed	Lap D	Time	Sector 1	Sector 2	Sector 3	T. Spd	Elapsed
1	15:24:30.390	15:23:14.351	41.730	34.309	171.7	15:24:30.390							
2	1:47.929	29.750	39.224	38.955	232.2	15:26:18.319	R						
3	1:39.700	29.349	37.540	32.811	234.2	15:27:58.019	1	15:23:52.021	15:22:38.304	39.688	34.029	174.1	15:23:52.021
4	1:39.152	29.102	37.293	32.757	238.9	15:29:37.171	2	1:42.042	30.330	38.502	33.210	228.8	15:25:34.063
5	1:38.776	28.937	37.175	32.664	238.9	15:31:15.947	3	1:40.019	29.759	37.565	32.695	230.7	15:27:14.082
6	1:38.354	28.867	36.939	32.548	237.3	15:32:54.301	4	1:38.527	29.359	37.009	32.159	234.7	15:28:52.609
7	1:45.369 P	28.822	37.846	38.701	237.8	15:34:39.670	5	1:38.117	29.221	36.750	32.146	234.7	15:30:30.726
8	5:38.916	4:23.071	41.626	34.219	160.4	15:40:18.586	6	1:37.644	28.956	36.741	31.947	236.3	15:32:08.370
9	1:41.450	30.415	38.183	32.852	223.6	15:42:00.036	7	1:37.426	28.937	36.605	31.884	236.3	15:33:45.796
10	1:37.783	28.860	36.763	32.160	236.3	15:43:37.819	8	1:41.638 P	28.951	36.629	36.058	235.2	15:35:27.434
11	1:38.762	28.629	36.516	33.617	238.9	15:45:16.581	9	3:42.656	2:31.543	38.247	32.866	178.5	15:39:10.090
12	1:41.162	28.726	38.247	34.189	238.4	15:46:57.743	10	1:39.674	30.122	37.138	32.414	231.7	15:40:49.764
13	1:37.427	28.663	36.628	32.136	238.9	15:48:35.170	11	1:42.320	29.036	36.543	36.741	234.2	15:42:32.084
14	2:14.868 P	35.577	49.727	49.564	199.2	15:50:50.038	12	1:37.183	28.941	36.431	31.811	235.2	15:44:09.267
15							13	1:37.617	28.808	36.406	32.403	236.3	15:45:46.884
							14	1:37.078	28.868	36.474	31.736	236.3	15:47:23.962
							15	1:48.798 P	30.383	39.992	38.423	236.3	15:49:12.760

26 Louis Foster Dallara F320 HWA 33 Manuel Maldonado Dallara F320 Spiess

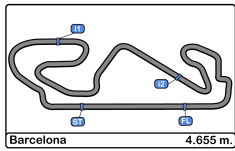
Double R

Manuel Maldonado

Dallara F320 Spiess

Lap D	Time	Sector 1	Sector 2	Sector 3	T. Spd	Elapsed	Lap D	Time	Sector 1	Sector 2	Sector 3	T. Spd	Elapsed
1	15:24:02.917	15:22:47.023	39.161	36.733	187.1	15:24:02.917							
2	1:44.437	29.937	38.192	36.308	232.2	15:25:47.354							
3	1:39.862	29.436	37.551	32.875	235.2	15:27:27.216	1	15:26:14.562	15:24:57.570	40.731	36.261	166.4	15:26:14.562
4	1:38.771	29.152	37.098	32.521	237.3	15:29:05.987	2	1:42.756	30.533	38.862	33.361	225.4	15:27:57.318
5	1:47.552 P	29.038	37.553	40.961	237.8	15:30:53.539	3	1:38.449	29.175	36.970	32.304	233.7	15:29:35.767
6	9:31.630	8:16.249	40.470	34.911	179.7	15:40:25.169	4	1:37.846	28.995	36.682	32.169	235.8	15:31:13.613
7	1:44.524	29.849	37.124	37.551	234.7	15:42:09.693	5	1:37.639	28.737	36.639	32.263	237.3	15:32:51.252
8	1:37.461	28.834	36.540	32.087	235.8	15:43:47.154	6	1:45.035 P	29.155	37.878	38.002	237.8	15:34:36.287
9	1:39.903	28.819	36.945	34.139	236.3	15:45:27.057	7	6:24.765	5:05.417	41.233	38.115	160.4	15:41:01.052
10	1:37.133	28.636	36.504	31.993	236.3	15:47:04.190	8	1:44.209	31.672	38.401	34.136	179.4	15:42:45.261
11	1:46.130 P	28.782	36.772	40.576	237.8	15:48:50.320	9	1:36.959	28.678	36.503	31.778	235.2	15:44:22.220
							10	1:36.743	28.652	36.342	31.749	236.8	15:45:58.963
							11	1:54.230 P	32.847	40.156	41.227	237.8	15:47:53.193





Circuit de Barcelona
Euroformula Open
Qualifying - 2
Lap Analysis



34

Rafael Villagomez

Dallara F320 HWA

R

DRIVEX

Lap	D	Time	Sector 1	Sector 2	Sector 3	T. Spd	Elapsed
1		15:24:03.934	15:22:47.257	41.578	35.099	180.3	15:24:03.934
2		1:45.267	29.666	39.070	36.531	238.9	15:25:49.201
3		1:39.846	29.615	37.330	32.901	238.4	15:27:29.047
4		1:38.628	28.998	37.049	32.581	237.3	15:29:07.675
5		1:48.139 P	28.864	36.818	42.457	240.5	15:30:55.814
6		9:12.963	7:59.918	39.614	33.431	178.2	15:40:08.777
7		1:42.080	29.264	37.164	35.652	235.2	15:41:50.857
8		1:37.892	28.936	36.632	32.324	240.0	15:43:28.749
9		1:37.682	28.655	36.860	32.167	242.1	15:45:06.431
10		1:45.822	36.207	37.195	32.420	241.0	15:46:52.253
11		1:38.187	29.055	36.551	32.581	238.9	15:48:30.440
12		2:08.965 P	32.319	48.761	47.885	239.4	15:50:39.405

69

Lukas Dunner

Dallara F320 Spiess

Cryptotower Racing Team

Lap	D	Time	Sector 1	Sector 2	Sector 3	T. Spd	Elapsed
1		15:26:31.993	15:25:18.081	40.304	33.608	176.1	15:26:31.993
2		1:44.859	30.573	39.090	35.196	226.8	15:28:16.852
3		1:37.947	29.208	36.865	31.874	232.7	15:29:54.799
4		1:37.416	28.864	36.635	31.917	234.7	15:31:32.215
5		1:37.295	28.790	36.544	31.961	235.8	15:33:09.510
6		1:42.294 P	28.958	36.363	36.973	236.3	15:34:51.804
7		6:52.446	5:40.083	38.687	33.676	181.2	15:41:44.250
8		1:41.798	30.963	37.964	32.871	216.4	15:43:26.048
9		1:36.436	28.575	36.113	31.748	235.8	15:45:02.484
10		1:36.667	28.601	36.139	31.927	236.8	15:46:39.151
11		1:44.894 P	28.642	36.221	40.031	237.3	15:48:24.045

99

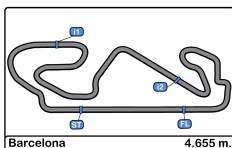
Rui Andrade

Dallara F320 Spiess

Cryptotower Racing Team

Lap	D	Time	Sector 1	Sector 2	Sector 3	T. Spd	Elapsed
1		15:26:06.775	15:24:51.783	41.163	33.829	166.1	15:26:06.775
2		1:44.542	30.966	38.163	35.413	207.2	15:27:51.317
3		1:39.685	29.471	37.446	32.768	232.7	15:29:31.002
4		1:39.019	29.169	37.251	32.599	233.2	15:31:10.021
5		1:38.306	29.012	36.872	32.422	234.2	15:32:48.327
6		1:45.255 P	29.060	37.277	38.918	234.2	15:34:33.582
7		6:59.274	5:44.289	40.984	34.001	174.1	15:41:32.856
8		1:41.434	30.266	37.856	33.312	211.3	15:43:14.290
9		1:37.415	28.836	36.587	31.992	235.2	15:44:51.705
10		1:37.264	28.793	36.498	31.973	236.3	15:46:28.969
11		1:41.782	28.630	37.338	35.814	237.3	15:48:10.751
12		1:52.875 P	30.129	40.521	42.225	236.8	15:50:03.626



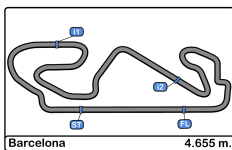


Circuito de Barcelona
Euroformula Open
Qualifying - 2
Best Sectors Results



Sector - 1				Sector - 2				Sector - 3				Ideal Lap vs Best Lap				
Clas	Nº	Driver	Time	Nº	Driver	Time	Nº	Driver	Time	Clas	Nº	Driver	Ideal Lap	Best Lap	Clas	
1	20	Yifei Ye	28.449	20	Yifei Ye	36.094	20	Yifei Ye	31.510	1	20	Yifei Ye	1:36.053	1:36.198	1	
2	69	Lukas Dunner	28.575	69	Lukas Dunner	36.113	28	Cameron Das	31.605	2	28	Cameron Das	1:36.328	1:36.390	2	
3	16	Andreas Estner	28.583	28	Cameron Das	36.132	16	Andreas Estner	31.702	3	69	Lukas Dunner	1:36.436	1:36.436	3	
4	28	Cameron Das	28.591	16	Andreas Estner	36.232	4	Niklas Krütten	31.719	4	16	Andreas Estner	1:36.517	1:36.567	4	
5	12	Glenn Van Berlo	28.619	4	Niklas Krütten	36.241	31	Zane Maloney	31.736	5	4	Niklas Krütten	1:36.599	1:36.750	6	
6	25	Alexandre Bardinon	28.629	15	Sebastian Estner	36.284	69	Lukas Dunner	31.748	6	33	Manuel Maldonado	1:36.743	1:36.743	5	
7	99	Rui Andrade	28.630	33	Manuel Maldonado	36.342	33	Manuel Maldonado	31.749	7	15	Sebastian Estner	1:36.748	1:36.888	7	
8	26	Louis Foster	28.636	31	Zane Maloney	36.406	12	Glenn Van Berlo	31.767	8	12	Glenn Van Berlo	1:36.866	1:37.037	8	
9	4	Niklas Krütten	28.639	12	Glenn Van Berlo	36.480	15	Sebastian Estner	31.812	9	31	Zane Maloney	1:36.950	1:37.078	9	
10	33	Manuel Maldonado	28.652	99	Rui Andrade	36.498	6	Ido Cohen	31.954	10	99	Rui Andrade	1:37.101	1:37.264	12	
11	15	Sebastian Estner	28.652	26	Louis Foster	36.504	99	Rui Andrade	31.973	11	26	Louis Foster	1:37.133	1:37.133	10	
12	6	Ido Cohen	28.654	25	Alexandre Bardinon	36.516	26	Louis Foster	31.993	12	6	Ido Cohen	1:37.182	1:37.237	11	
13	34	Rafael Villagomez	28.655	34	Rafael Villagomez	36.551	25	Alexandre Bardinon	32.136	13	25	Alexandre Bardinon	1:37.281	1:37.427	13	
14	31	Zane Maloney	28.808	6	Ido Cohen	36.574	34	Rafael Villagomez	32.167	14	34	Rafael Villagomez	1:37.373	1:37.682	14	
15	8	Matthias Lüthen	29.064	8	Matthias Lüthen	37.368	8	Matthias Lüthen	32.660	15	8	Matthias Lüthen	1:39.092	1:39.212	15	



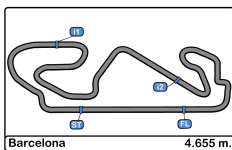


Circuito de Barcelona
Euroformula Open
Qualifying - 2
Best 5 Lap Times



Cls	Nº	Entrant	Nat	Driver	Nat	Cat	Cls	Chassis - Engine	Team	Best 1		Best 2		Best 3		Best 4		Best 5	
										Time	Lap	Time	Lap	Time	Lap	Time	Lap	Time	Lap
1	20	Cryptotower Racing		Yifei Ye				Dallara F320 Spiess	Cryptotower Racing	1:36.198	9	1:36.904	5	1:37.246	4	1:37.635	10	1:38.449	3
2	28	Team Motopark		Cameron Das				Dallara F320 Spiess	Team Motopark	1:36.390	11	1:36.455	10	1:37.026	9	1:37.505	4	1:38.573	3
3	69	Cryptotower Racing		Lukas Dunner				Dallara F320 Spiess	Cryptotower Racing	1:36.436	9	1:36.667	10	1:37.295	5	1:37.416	4	1:37.947	3
4	16	Van Amersfoort Racing		Andreas Estner				Dallara F320 HWA	Van Amersfoort Racing	1:36.567	9	1:36.691	11	1:37.627	4	1:37.968	3	1:38.239	10
5	33	Team Motopark		Manuel Maldonado				Dallara F320 Spiess	Team Motopark	1:36.743	10	1:36.959	9	1:37.639	5	1:37.846	4	1:38.449	3
6	4	Team Motopark		Niklas Krütten		R	1	Dallara F320 Spiess	Team Motopark	1:36.750	10	1:36.910	9	1:37.571	5	1:38.033	4	1:38.800	3
7	15	Van Amersfoort Racing		Sebastian Estner		R	2	Dallara F320 HWA	Van Amersfoort Racing	1:36.888	12	1:36.973	11	1:37.690	10	1:37.888	6	1:39.029	5
8	12	DRIVEX		Glenn Van Berlo		R	3	Dallara F320 HWA	DRIVEX	1:37.037	11	1:37.039	10	1:37.396	9	1:38.398	5	1:38.893	4
9	31	Carlin		Zane Maloney		R	4	Dallara F320 Spiess	Carlin	1:37.078	14	1:37.183	12	1:37.426	7	1:37.617	13	1:37.644	6
10	26	Double R		Louis Foster				Dallara F320 HWA	Double R	1:37.133	10	1:37.461	8	1:38.771	4	1:39.862	3	1:39.903	9
11	6	Carlin		Ido Cohen				Dallara F320 Spiess	Carlin	1:37.237	13	1:37.270	12	1:37.519	11	1:37.995	10	1:38.425	6
12	99	Cryptotower Racing		Rui Andrade				Dallara F320 Spiess	Cryptotower Racing	1:37.264	10	1:37.415	9	1:38.306	5	1:39.019	4	1:39.685	3
13	25	Van Amersfoort Racing		Alexandre Bardinon				Dallara F320 HWA	Van Amersfoort Racing	1:37.427	13	1:37.783	10	1:38.354	6	1:38.762	11	1:38.776	5
14	34	DRIVEX		Rafael Villagomez		R	5	Dallara F320 HWA	DRIVEX	1:37.682	9	1:37.892	8	1:38.187	11	1:38.628	4	1:39.846	3
15	8	Double R		Matthias Lüthen		R	6	Dallara F320 HWA	Double R	1:39.212	10	1:39.644	9	1:40.342	12	1:40.385	4	1:40.388	5



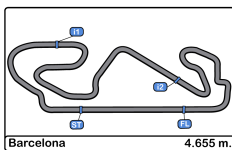


Circuito de Barcelona
Euroformula Open
Qualifying - 2
Best 5 Top Speeds



Cls	Nº	Entrant	Nat	Driver	Nat	Cat	Cls	Chassis - Engine	Team	Top 1		Top 2		Top 3		Top 4		Top 5		Avg
										Km/h	Lap	Km/h	Lap	Km/h	Lap	Km/h	Lap	Km/h	Lap	
1	34	DRIVEX	ESP	Rafael Villagomez	MEX	R	1	Dallara F320 HWA	DRIVEX	242.1	9	241.0	10	240.5	5	240.0	8	239.4	12	240.6
2	12	DRIVEX	ESP	Glenn Van Berlo	NLD	R	2	Dallara F320 HWA	DRIVEX	240.0	12	237.8	10	237.8	11	237.3	6	236.8	5	237.9
3	15	Van Amersfoort Racing	NLD	Sebastian Estner	DEU	R	3	Dallara F320 HWA	Van Amersfoort Racing	238.9	7	237.3	6	236.3	4	236.3	5	235.2	12	236.8
4	16	Van Amersfoort Racing	NLD	Andreas Estner	DEU			Dallara F320 HWA	Van Amersfoort Racing	238.9	5	238.4	6	237.8	10	237.8	12	236.8	4	237.9
5	25	Van Amersfoort Racing	NLD	Alexandre Bardinon	FRA			Dallara F320 HWA	Van Amersfoort Racing	238.9	4	238.9	5	238.9	11	238.9	13	238.4	12	238.8
6	6	Carlin	GBR	Ido Cohen	ISR			Dallara F320 Spiess	Carlin	238.4	13	236.3	5	235.8	6	235.2	7	235.2	11	236.2
7	20	Cryptotower Racing	JPN	Yifei Ye	CHN			Dallara F320 Spiess	Cryptotower Racing	237.8	10	237.8	11	236.3	9	235.8	6	235.2	5	236.6
8	26	Double R	GBR	Louis Foster	GBR			Dallara F320 HWA	Double R	237.8	5	237.8	11	237.3	4	236.3	9	236.3	10	237.1
9	33	Team Motopark	DEU	Manuel Maldonado	VEN			Dallara F320 Spiess	Team Motopark	237.8	6	237.8	11	237.3	5	236.8	10	235.8	4	237.1
10	69	Cryptotower Racing	JPN	Lukas Dunner	AUT			Dallara F320 Spiess	Cryptotower Racing	237.3	11	236.8	10	236.3	6	235.8	5	235.8	9	236.4
11	99	Cryptotower Racing	JPN	Rui Andrade	AGO			Dallara F320 Spiess	Cryptotower Racing	237.3	11	236.8	12	236.3	10	235.2	9	234.2	5	236.0
12	8	Double R	GBR	Matthias Lüthen	DEU	R	4	Dallara F320 HWA	Double R	236.8	13	236.3	10	236.3	11	236.3	12	235.8	3	236.3
13	28	Team Motopark	DEU	Cameron Das	USA			Dallara F320 Spiess	Team Motopark	236.8	10	235.8	6	235.8	11	234.7	5	234.7	9	235.6
14	4	Team Motopark	DEU	Niklas Krütten	DEU	R	5	Dallara F320 Spiess	Team Motopark	236.3	11	235.8	10	235.2	5	235.2	12	234.7	6	235.5
15	31	Carlin	GBR	Zane Maloney	BRB	R	6	Dallara F320 Spiess	Carlin	236.3	6	236.3	7	236.3	13	236.3	14	236.3	15	236.3



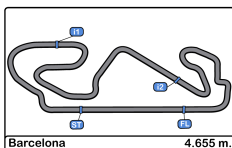


Circuito de Barcelona
Euroformula Open
Qualifying - 2
Fastest Laps Sequence



Lap	Time of Day	Session Time	Nº	Entrant	Nat	Driver	Nat	Cat	Chassis - Engine	Team	Time	Km/h
2	15:25:34.063	3:34.063	31	Carlin	GBR	Zane Maloney	BRB	R	Dallara F320 Spiess	Carlin	1:42.042	164.2
2	15:25:37.309	3:37.309	12	DRIVEX	ESP	Glenn Van Berlo	NLD	R	Dallara F320 HWA	DRIVEX	1:42.004	164.2
3	15:27:14.082	5:14.082	31	Carlin	GBR	Zane Maloney	BRB	R	Dallara F320 Spiess	Carlin	1:40.019	167.5
3	15:27:16.919	5:16.919	12	DRIVEX	ESP	Glenn Van Berlo	NLD	R	Dallara F320 HWA	DRIVEX	1:39.610	168.2
3	15:28:03.898	6:03.898	15	Van Amersfoort Racing	NLD	Sebastian Estner	DEU	R	Dallara F320 HWA	Van Amersfoort Racing	1:39.407	168.5
4	15:28:52.609	6:52.609	31	Carlin	GBR	Zane Maloney	BRB	R	Dallara F320 Spiess	Carlin	1:38.527	170.0
3	15:29:35.767	7:35.767	33	Team Motopark	DEU	Manuel Maldonado	VEN		Dallara F320 Spiess	Team Motopark	1:38.449	170.2
3	15:29:48.004	7:48.004	16	Van Amersfoort Racing	NLD	Andreas Estner	DEU		Dallara F320 HWA	Van Amersfoort Racing	1:37.968	171.0
3	15:29:54.799	7:54.799	69	Cryptotower Racing Team	JPN	Lukas Dunner	AUT		Dallara F320 Spiess	Cryptotower Racing Team	1:37.947	171.0
4	15:31:13.613	9:13.613	33	Team Motopark	DEU	Manuel Maldonado	VEN		Dallara F320 Spiess	Team Motopark	1:37.846	171.2
4	15:31:25.631	9:25.631	16	Van Amersfoort Racing	NLD	Andreas Estner	DEU		Dallara F320 HWA	Van Amersfoort Racing	1:37.627	171.6
4	15:31:32.215	9:32.215	69	Cryptotower Racing Team	JPN	Lukas Dunner	AUT		Dallara F320 Spiess	Cryptotower Racing Team	1:37.416	172.0
4	15:31:54.440	9:54.440	20	Cryptotower Racing Team	JPN	Yifei Ye	CHN		Dallara F320 Spiess	Cryptotower Racing Team	1:37.246	172.3
5	15:33:31.344	11:31.344	20	Cryptotower Racing Team	JPN	Yifei Ye	CHN		Dallara F320 Spiess	Cryptotower Racing Team	1:36.904	172.9
9	15:44:45.625	22:45.625	16	Van Amersfoort Racing	NLD	Andreas Estner	DEU		Dallara F320 HWA	Van Amersfoort Racing	1:36.567	173.5
9	15:44:57.524	22:57.524	20	Cryptotower Racing Team	JPN	Yifei Ye	CHN		Dallara F320 Spiess	Cryptotower Racing Team	1:36.198	174.2



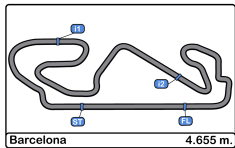


Circuito de Barcelona
Euroformula Open
Qualifying - 2
Event Best Maximum Speed



Nº	Entrant	Nat	Driver	Nat	Cat	Clas	Chassis - Engine	Team	Km/h	Session
34	DRIVEX	ESP	Rafael Villagomez	MEX	R	1	Dallara F320 HWA	DRIVEX	244.3	Free Practice - 2
25	Van Amersfoort Racing	NLD	Alexandre Bardinon	FRA			Dallara F320 HWA	Van Amersfoort Racing	242.6	Qualifying - 1
16	Van Amersfoort Racing	NLD	Andreas Estner	DEU			Dallara F320 HWA	Van Amersfoort Racing	241.6	Free Practice - 2
31	Carlin	GBR	Zane Maloney	BRB	R	2	Dallara F320 Spiess	Carlin	241.6	Qualifying - 1
26	Double R	GBR	Louis Foster	GBR			Dallara F320 HWA	Double R	240.5	Free Practice - 3
8	Double R	GBR	Matthias Lüthen	DEU	R	3	Dallara F320 HWA	Double R	240.5	Qualifying - 1
12	DRIVEX	ESP	Glenn Van Berlo	NLD	R	4	Dallara F320 HWA	DRIVEX	240.0	Qualifying - 2
6	Carlin	GBR	Ido Cohen	ISR			Dallara F320 Spiess	Carlin	239.4	Free Practice - 3
20	Cryptotower Racing Team	JPN	Yifei Ye	CHN			Dallara F320 Spiess	Cryptotower Racing Team	239.4	Qualifying - 1
33	Team Motopark	DEU	Manuel Maldonado	VEN			Dallara F320 Spiess	Team Motopark	238.9	Qualifying - 1
15	Van Amersfoort Racing	NLD	Sebastian Estner	DEU	R	5	Dallara F320 HWA	Van Amersfoort Racing	238.9	Qualifying - 2
28	Team Motopark	DEU	Cameron Das	USA			Dallara F320 Spiess	Team Motopark	238.4	Qualifying - 1
69	Cryptotower Racing Team	JPN	Lukas Dunner	AUT			Dallara F320 Spiess	Cryptotower Racing Team	237.3	Qualifying - 1
99	Cryptotower Racing Team	JPN	Rui Andrade	AGO			Dallara F320 Spiess	Cryptotower Racing Team	237.3	Qualifying - 1
4	Team Motopark	DEU	Niklas Krütten	DEU	R	6	Dallara F320 Spiess	Team Motopark	236.8	Qualifying - 1





Circuit de Barcelona
Euroformula Open
Qualifying - 2
Pit Stop Analysis



4 Niklas Krütten R Team Motopark
 Dallara F320 Spiess

Nr.	In Day Time	In Time	Out Time	Pit Time	T. Pit Time	Handicap	Penalty
1	15:34:58.913	15:34:58.913	15:38:54.198	3:55.285	3:55.285		

6 Ido Cohen Carlin
 Dallara F320 Spiess

Nr.	In Day Time	In Time	Out Time	Pit Time	T. Pit Time	Handicap	Penalty
1	15:34:06.269	15:34:06.269	15:37:30.738	3:24.469	3:24.469		

8 Matthias Lüthen R Double R
 Dallara F320 HWA

Nr.	In Day Time	In Time	Out Time	Pit Time	T. Pit Time	Handicap	Penalty
1	15:32:37.802	15:32:37.802	15:37:47.215	5:09.413	5:09.413		

12 Glenn Van Berlo R DRIVEX
 Dallara F320 HWA

Nr.	In Day Time	In Time	Out Time	Pit Time	T. Pit Time	Handicap	Penalty
1	15:32:13.548	15:32:13.548	15:38:56.730	6:43.182	6:43.182		

15 Sebastian Estner R Van Amersfoort Racing
 Dallara F320 HWA

Nr.	In Day Time	In Time	Out Time	Pit Time	T. Pit Time	Handicap	Penalty
1	15:34:44.173	15:34:44.173	15:39:27.133	4:42.960	4:42.960		

16 Andreas Estner Van Amersfoort Racing
 Dallara F320 HWA

Nr.	In Day Time	In Time	Out Time	Pit Time	T. Pit Time	Handicap	Penalty
1	15:34:45.655	15:34:45.655	15:39:40.256	4:54.601	4:54.601		

20 Yifei Ye Cryptotower Racing Team
 Dallara F320 Spiess

Nr.	In Day Time	In Time	Out Time	Pit Time	T. Pit Time	Handicap	Penalty
1	15:35:10.069	15:35:10.069	15:39:53.334	4:43.265	4:43.265		

25 Alexandre Bardinon Van Amersfoort Racing
 Dallara F320 HWA

Nr.	In Day Time	In Time	Out Time	Pit Time	T. Pit Time	Handicap	Penalty
1	15:34:37.249	15:34:37.249	15:38:27.698	3:50.449	3:50.449		

26 Louis Foster Double R
 Dallara F320 HWA

Nr.	In Day Time	In Time	Out Time	Pit Time	T. Pit Time	Handicap	Penalty
1	15:30:51.043	15:30:51.043	15:38:37.285	7:46.242	7:46.242		

28 Cameron Das Team Motopark
 Dallara F320 Spiess

Nr.	In Day Time	In Time	Out Time	Pit Time	T. Pit Time	Handicap	Penalty
1	15:35:36.526	15:35:36.526	15:39:54.987	4:18.461	4:18.461		

31 Zane Maloney R Carlin
 Dallara F320 Spiess

Nr.	In Day Time	In Time	Out Time	Pit Time	T. Pit Time	Handicap	Penalty
1	15:35:25.009	15:35:25.009	15:37:28.659	2:03.650	2:03.650		

33 Manuel Maldonado Team Motopark
 Dallara F320 Spiess

Nr.	In Day Time	In Time	Out Time	Pit Time	T. Pit Time	Handicap	Penalty
1	15:34:33.628	15:34:33.628	15:39:07.224	4:33.596	4:33.596		

34 Rafael Villagomez R DRIVEX
 Dallara F320 HWA

Nr.	In Day Time	In Time	Out Time	Pit Time	T. Pit Time	Handicap	Penalty
1	15:30:53.175	15:30:53.175	15:38:22.864	7:29.689	7:29.689		

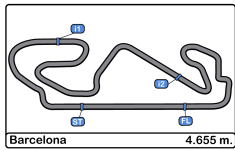
69 Lukas Dunner Cryptotower Racing Team
 Dallara F320 Spiess

Nr.	In Day Time	In Time	Out Time	Pit Time	T. Pit Time	Handicap	Penalty
1	15:34:49.293	15:34:49.293	15:40:00.225	5:10.932	5:10.932		

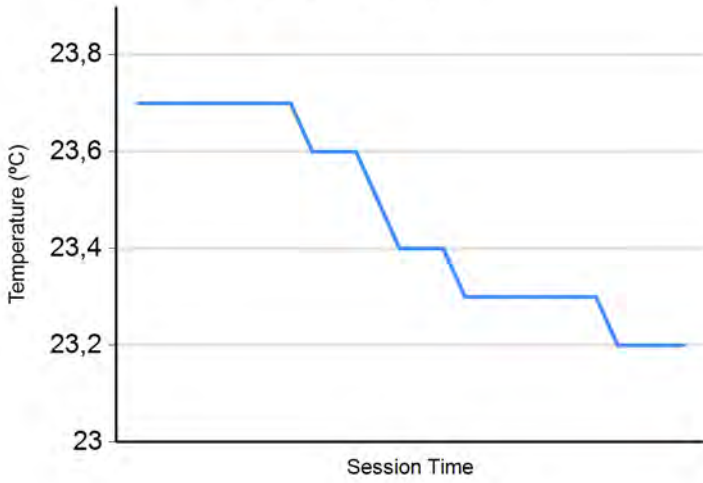
99 Rui Andrade Cryptotower Racing Team
 Dallara F320 Spiess

Nr.	In Day Time	In Time	Out Time	Pit Time	T. Pit Time	Handicap	Penalty
1	15:34:31.002	15:34:31.002	15:39:44.837	5:13.835	5:13.835		

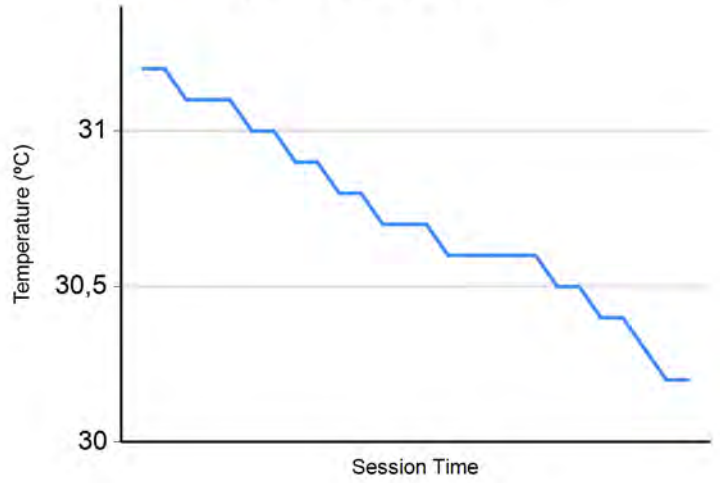




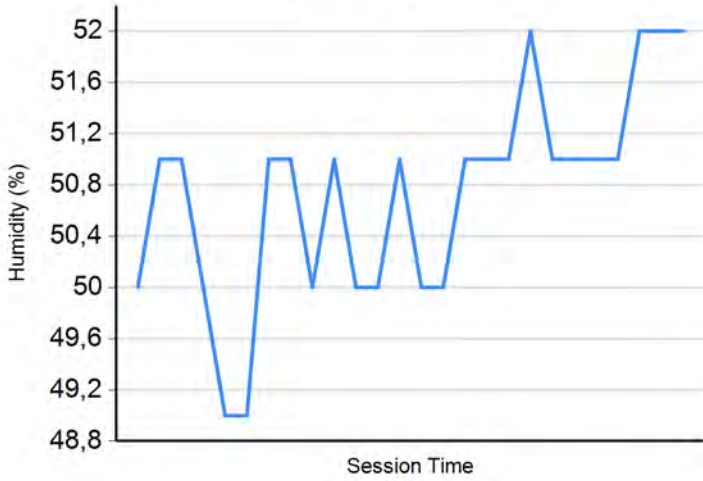
Air Temperature



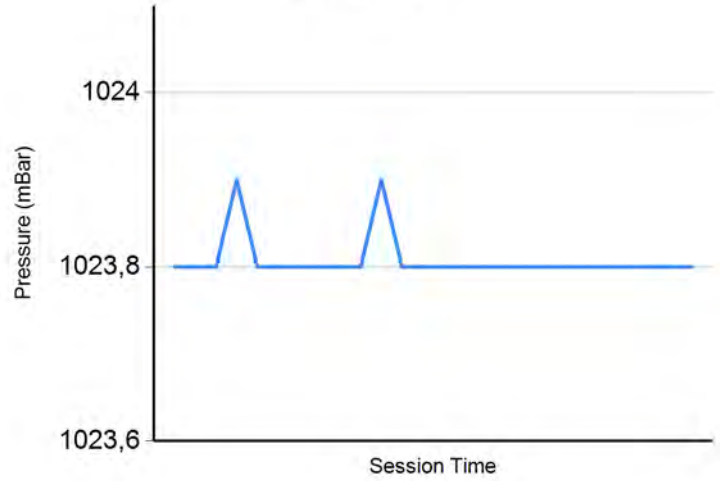
Track Temperature



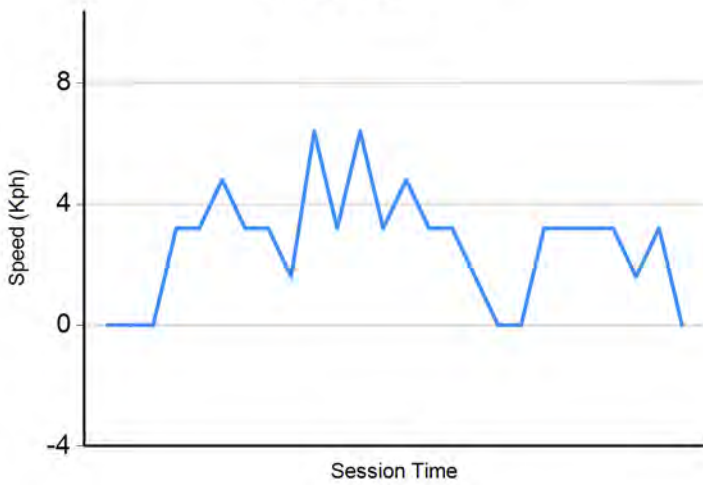
Humidity



Pressure

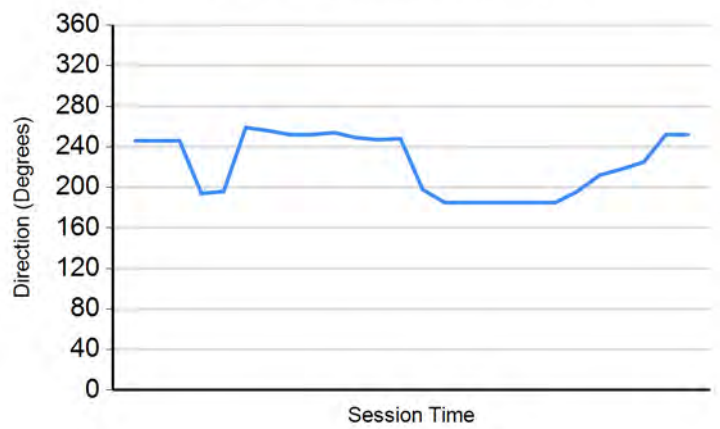


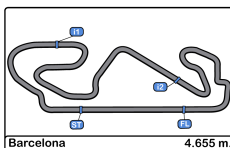
Wind Speed



Wind direction

North = 0°/360° Est = 90° South = 180° West = 270°





Circuito de Barcelona
Euroformula Open
Qualifying - 2
Final Results




Clas	Nº	Entrant	Nat	Driver	Nat	Cat	Clas	Chassis - Engine	Team	Laps	Best	Time	Gap	Interval	Km/h
1	20	Cryptotower Racing Team	JPN	Yifei Ye	CHN			Dallara F320 Spiess	Cryptotower Racing Team	11	9	1:36.198			174.2
2	28	Team Motopark	DEU	Cameron Das	USA			Dallara F320 Spiess	Team Motopark	12	11	1:36.390	0.192	0.192	173.8
3	69	Cryptotower Racing Team	JPN	Lukas Dunner	AUT			Dallara F320 Spiess	Cryptotower Racing Team	11	9	1:36.436	0.238	0.046	173.7
4	16	Van Amersfoort Racing	NLD	Andreas Estner	DEU			Dallara F320 HWA	Van Amersfoort Racing	12	9	1:36.567	0.369	0.131	173.5
5	33	Team Motopark	DEU	Manuel Maldonado	VEN			Dallara F320 Spiess	Team Motopark	11	10	1:36.743	0.545	0.176	173.2
6	4	Team Motopark	DEU	Niklas Krütten	DEU	R	1	Dallara F320 Spiess	Team Motopark	12	10	1:36.750	0.552	0.007	173.2
7	15	Van Amersfoort Racing	NLD	Sebastian Estner	DEU	R	2	Dallara F320 HWA	Van Amersfoort Racing	13	12	1:36.888	0.690	0.138	172.9
8	12	DRIVEX	ESP	Glenn Van Berlo	NLD	R	3	Dallara F320 HWA	DRIVEX	12	11	1:37.037	0.839	0.149	172.6
9	31	Carlin	GBR	Zane Maloney	BRB	R	4	Dallara F320 Spiess	Carlin	15	14	1:37.078	0.880	0.041	172.6
10	26	Double R	GBR	Louis Foster	GBR			Dallara F320 HWA	Double R	11	10	1:37.133	0.935	0.055	172.5
11	6	Carlin	GBR	Ido Cohen	ISR			Dallara F320 Spiess	Carlin	14	13	1:37.237	1.039	0.104	172.3
12	99	Cryptotower Racing Team	JPN	Rui Andrade	AGO			Dallara F320 Spiess	Cryptotower Racing Team	12	10	1:37.264	1.066	0.027	172.2
13	25	Van Amersfoort Racing	NLD	Alexandre Bardinon	FRA			Dallara F320 HWA	Van Amersfoort Racing	14	13	1:37.427	1.229	0.163	172.0
14	34	DRIVEX	ESP	Rafael Villagomez	MEX	R	5	Dallara F320 HWA	DRIVEX	12	9	1:37.682	1.484	0.255	171.5
15	8	Double R	GBR	Matthias Lüthen	DEU	R	6	Dallara F320 HWA	Double R	13	10	1:39.212	3.014	1.530	168.9

CAR 28 TIME 1:38.046 DELETED TRACK LIMITS AT T 15

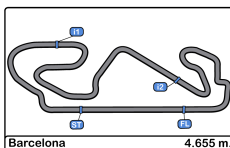
CAR #33 1st REPRIMAND OF SEASON TURN 2: # OFF TRACK AND REJOIN BEFORE THE BOLLARD

Published at:.....

Track Temp: 30.2 °C Air Temp: 23.2 °C Humidity: 52 % Track Status: DRY

Stewards:	Race Director:	Timekeeper: 
------------------	-----------------------	--





Circuito de Barcelona
Euroformula Open
Qualifying - 3
Provisional Results




Clas	Nº	Entrant	Nat	Driver	Nat	Cat	Clas	Chassis - Engine	Team	Laps	Best	Time	Gap	Interval	Km/h
1	20	Cryptotower Racing Team	JPN	Yifei Ye	CHN			Dallara F320 Spiess	Cryptotower Racing Team	12	10	1:35.212			176.0
2	15	Van Amersfoort Racing	NLD	Sebastian Estner	DEU	R	1	Dallara F320 HWA	Van Amersfoort Racing	13	11	1:35.443	0.231	0.231	175.5
3	69	Cryptotower Racing Team	JPN	Lukas Dunner	AUT			Dallara F320 Spiess	Cryptotower Racing Team	11	10	1:35.456	0.244	0.013	175.5
4	26	Double R	GBR	Louis Foster	GBR			Dallara F320 HWA	Double R	14	12	1:35.498	0.286	0.042	175.4
5	33	Team Motopark	DEU	Manuel Maldonado	VEN			Dallara F320 Spiess	Team Motopark	12	10	1:35.631	0.419	0.133	175.2
6	28	Team Motopark	DEU	Cameron Das	USA			Dallara F320 Spiess	Team Motopark	11	10	1:35.725	0.513	0.094	175.0
7	16	Van Amersfoort Racing	NLD	Andreas Estner	DEU			Dallara F320 HWA	Van Amersfoort Racing	11	9	1:35.797	0.585	0.072	174.9
8	4	Team Motopark	DEU	Niklas Krütten	DEU	R	2	Dallara F320 Spiess	Team Motopark	12	10	1:35.827	0.615	0.030	174.8
9	6	Carlin	GBR	Ido Cohen	ISR			Dallara F320 Spiess	Carlin	15	12	1:35.936	0.724	0.109	174.6
10	31	Carlin	GBR	Zane Maloney	BRB	R	3	Dallara F320 Spiess	Carlin	15	14	1:36.063	0.851	0.127	174.4
11	99	Cryptotower Racing Team	JPN	Rui Andrade	AGO			Dallara F320 Spiess	Cryptotower Racing Team	12	11	1:36.138	0.926	0.075	174.3
12	12	DRIVEX	ESP	Glenn Van Berlo	NLD	R	4	Dallara F320 HWA	DRIVEX	12	10	1:36.195	0.983	0.057	174.2
13	25	Van Amersfoort Racing	NLD	Alexandre Bardinon	FRA			Dallara F320 HWA	Van Amersfoort Racing	15	14	1:36.506	1.294	0.311	173.6
14	34	DRIVEX	ESP	Rafael Villagomez	MEX	R	5	Dallara F320 HWA	DRIVEX	14	12	1:36.723	1.511	0.217	173.2
15	8	Double R	GBR	Matthias Lüthen	DEU	R	6	Dallara F320 HWA	Double R	14	11	1:37.392	2.180	0.669	172.0

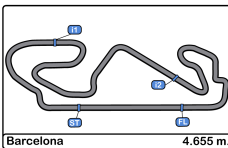
CAR 16 TIME 1:37.371 DELETED TRACK LIMITS AT T 15

Published at:.....

Track Temp: 13.4 °C Air Temp: 10.4 °C Humidity: 86 % Track Status: DRY

Stewards:	Race Director:	Timekeeper: 
------------------	-----------------------	--






Circuito de Barcelona
Euroformula Open
Qualifying - 3
Provisional Results by Class



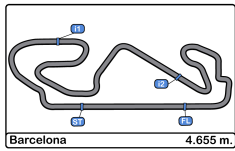
Clas	Nº	Entrant	Nat	Driver	Nat	Cat	Clas	Chassis - Engine	Team	Laps	Best	Time	Gap	Interval	Km/h
1	20	Cryptotower Racing	JPN	Yifei Ye	CHN			Dallara F320 Spiess	Cryptotower Racing	12	10	1:35.212			176.0
2	69	Cryptotower Racing	JPN	Lukas Dunner	AUT			Dallara F320 Spiess	Cryptotower Racing	11	10	1:35.456	0.244	0.244	175.5
3	26	Double R	GBR	Louis Foster	GBR			Dallara F320 HWA	Double R	14	12	1:35.498	0.286	0.042	175.4
4	33	Team Motopark	DEU	Manuel Maldonado	VEN			Dallara F320 Spiess	Team Motopark	12	10	1:35.631	0.419	0.133	175.2
5	28	Team Motopark	DEU	Cameron Das	USA			Dallara F320 Spiess	Team Motopark	11	10	1:35.725	0.513	0.094	175.0
6	16	Van Amersfoort	NLD	Andreas Estner	DEU			Dallara F320 HWA	Van Amersfoort	11	9	1:35.797	0.585	0.072	174.9
7	6	Carlin	GBR	Ido Cohen	ISR			Dallara F320 Spiess	Carlin	15	12	1:35.936	0.724	0.139	174.6
8	99	Cryptotower Racing	JPN	Rui Andrade	AGO			Dallara F320 Spiess	Cryptotower Racing	12	11	1:36.138	0.926	0.202	174.3
9	25	Van Amersfoort	NLD	Alexandre Bardinon	FRA			Dallara F320 HWA	Van Amersfoort	15	14	1:36.506	1.294	0.368	173.6
Rookie															
1	15	Van Amersfoort	NLD	Sebastian Estner	DEU	R	1	Dallara F320 HWA	Van Amersfoort	13	11	1:35.443			175.5
2	4	Team Motopark	DEU	Niklas Krütten	DEU	R	2	Dallara F320 Spiess	Team Motopark	12	10	1:35.827	0.384	0.384	174.8
3	31	Carlin	GBR	Zane Maloney	BRB	R	3	Dallara F320 Spiess	Carlin	15	14	1:36.063	0.620	0.236	174.4
4	12	DRIVEX	ESP	Glenn Van Berlo	NLD	R	4	Dallara F320 HWA	DRIVEX	12	10	1:36.195	0.752	0.132	174.2
5	34	DRIVEX	ESP	Rafael Villagomez	MEX	R	5	Dallara F320 HWA	DRIVEX	14	12	1:36.723	1.280	0.528	173.2
6	8	Double R	GBR	Matthias Lüthen	DEU	R	6	Dallara F320 HWA	Double R	14	11	1:37.392	1.949	0.669	172.0

Published at:.....

Track Temp: 13.4 °C Air Temp: 10.4 °C Humidity: 86 % Track Status: DRY

Stewards:	Race Director:	Timekeeper: 
------------------	-----------------------	--





Circuit de Barcelona
Euroformula Open
Qualifying - 3
Lap Analysis



4

Niklas Krütten

Dallara F320 Spiess

12

Glenn Van Berlo

Dallara F320 HWA

R

Team Motopark

R

DRIVEX

Lap	D	Time	Sector 1	Sector 2	Sector 3	T. Spd	Elapsed	Lap	D	Time	Sector 1	Sector 2	Sector 3	T. Spd	Elapsed
1		9:05:00.535	9:03:43.340	42.904	34.291	159.5	9:05:00.535	1		9:02:00.180	9:00:44.856	41.466	33.858	177.6	9:02:00.180
2		1:40.633	30.168	38.096	32.369	224.5	9:06:41.168	2		1:46.535	30.380	37.660	38.495	230.2	9:03:46.715
3		1:37.126	28.934	36.519	31.673	233.2	9:08:18.294	3		1:39.286	29.436	37.235	32.615	232.2	9:05:26.001
4		1:36.648	28.787	36.280	31.581	234.2	9:09:54.942	4		1:38.633	29.325	37.018	32.290	233.2	9:07:04.634
5		1:36.621	28.763	36.312	31.546	234.7	9:11:31.563	5		1:38.032	29.055	36.820	32.157	234.7	9:08:42.666
6		1:43.237 P	28.899	36.506	37.832	234.7	9:13:14.800	6		1:42.069 P	28.998	36.698	36.373	235.2	9:10:24.735
7		5:57.043	4:38.375	41.887	36.781	156.9	9:19:11.843	7		8:42.165	7:02.369	40.022	59.774	133.6	9:19:06.900
8		1:48.186	31.537	40.129	36.520	218.1	9:21:00.029	8		1:47.180	31.414	39.390	36.376	227.8	9:20:54.080
9		1:36.717	28.969	36.260	31.488	233.7	9:22:36.746	9		1:36.825	28.956	36.300	31.569	235.8	9:22:30.905
10		1:35.827	28.599	35.994	31.234	235.8	9:24:12.573	10		1:36.195	28.698	36.018	31.479	236.3	9:24:07.100
11		1:35.913	28.607	35.847	31.459	235.2	9:25:48.486	11		1:36.291	28.658	36.146	31.487	236.8	9:25:43.391
12		1:56.252 P	29.159	37.969	49.124	236.3	9:27:44.738	12		1:46.551 P	28.983	36.917	40.651	236.3	9:27:29.942

6

Ido Cohen

Dallara F320 Spiess

15

Sebastian Estner

Dallara F320 HWA

Carlin

R

Van Amersfoort Racing

Lap	D	Time	Sector 1	Sector 2	Sector 3	T. Spd	Elapsed	Lap	D	Time	Sector 1	Sector 2	Sector 3	T. Spd	Elapsed
1		9:02:04.007	9:00:44.136	42.603	37.268	157.4	9:02:04.007	1		9:02:34.351	9:01:14.826	43.560	35.965	145.5	9:02:34.351
2		1:46.506	31.622	39.217	35.667	224.5	9:03:50.513	2		1:44.942	31.502	38.792	34.648	222.6	9:04:19.293
3		1:40.604	29.216	37.064	34.324	234.2	9:05:31.117	3		1:42.465	29.007	36.943	36.515	234.7	9:06:01.758
4		1:37.699	28.935	36.724	32.040	234.7	9:07:08.816	4		1:37.127	28.867	36.401	31.859	235.2	9:07:38.885
5		1:37.090	28.861	36.372	31.857	236.3	9:08:45.906	5		1:37.084	28.747	36.610	31.727	236.8	9:09:15.969
6		1:37.059	28.817	36.398	31.844	236.3	9:10:22.965	6		1:36.345	28.610	36.092	31.643	236.8	9:10:52.314
7		1:44.277 P	29.066	36.956	38.255	235.2	9:12:07.242	7		1:43.245 P	28.604	36.509	38.132	237.3	9:12:35.559
8		4:27.610	3:12.249	40.646	34.715	155.3	9:16:34.852	8		6:45.684	5:28.997	41.840	34.847	137.7	9:19:21.243
9		1:42.920	31.209	37.559	34.152	219.5	9:18:17.772	9		1:46.056	31.087	38.372	36.597	228.8	9:21:07.299
10		1:39.178	28.841	36.115	34.222	234.7	9:19:56.950	10		1:35.957	28.613	35.966	31.378	235.8	9:22:43.256
11		1:36.144	28.658	35.981	31.505	236.3	9:21:33.094	11		1:35.443	28.399	35.781	31.263	236.8	9:24:18.699
12		1:35.936	28.463	35.870	31.603	236.3	9:23:09.030	12		1:35.604	28.473	35.729	31.402	237.3	9:25:54.303
13		1:37.815	28.646	35.893	33.276	236.8	9:24:46.845	13		1:57.237 P	30.068	40.767	46.402	237.8	9:27:51.540
14		1:35.985	28.408	35.993	31.584	236.3	9:26:22.830								
15		2:01.700 P	35.472	43.107	43.121	233.2	9:28:24.530								

16

Andreas Estner

Dallara F320 HWA

Van Amersfoort Racing

8

Matthias Lüthen

Dallara F320 HWA

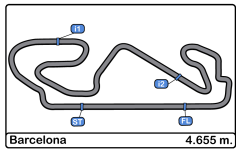
Lap	D	Time	Sector 1	Sector 2	Sector 3	T. Spd	Elapsed	Lap	D	Time	Sector 1	Sector 2	Sector 3	T. Spd	Elapsed
								1		9:04:34.207	9:03:18.370	41.527	34.310	159.2	9:04:34.207
								2		1:41.272	30.638	37.773	32.861	219.0	9:06:15.479
								3		1:37.218	29.044	36.335	31.839	237.3	9:07:52.697
								4		1:36.576	28.631	36.159	31.786	237.8	9:09:29.273
								5		1:36.651	28.627	36.153	31.871	238.4	9:11:05.924
								6		1:41.308 P	28.789	36.416	36.103	237.8	9:12:47.232
								7		6:41.187	5:26.172	40.514	34.501	156.7	9:19:28.419
								8		1:42.174	29.419	37.762	34.993	234.7	9:21:10.593
								9		1:35.797	28.619	35.840	31.338	238.4	9:22:46.390
								10		1:37.374	28.370	35.708	33.293	238.4	9:24:23.761
								11		1:41.530 P	28.967	36.154	36.409	235.8	9:26:05.291

R

Double R

Lap	D	Time	Sector 1	Sector 2	Sector 3	T. Spd	Elapsed
1		9:02:15.237	9:00:52.238	45.530	37.469	137.7	9:02:15.237
2		1:47.606	32.904	40.315	34.387	208.4	9:04:02.843
3		1:42.349	29.840	38.054	34.455	233.7	9:05:45.192
4		1:39.948	29.275	37.749	32.924	235.2	9:07:25.140
5		1:39.297	29.157	37.467	32.673	235.2	9:09:04.437
6		1:46.171 P	29.092	37.223	39.856	235.2	9:10:50.608
7		5:54.585	4:35.523	43.239	35.823	140.9	9:16:45.193
8		1:43.870	31.716	38.570	33.584	216.4	9:18:29.063
9		1:38.397	29.048	36.843	32.506	234.2	9:20:07.460
10		1:37.394	28.724	36.625	32.045	235.2	9:21:44.854
11		1:37.392	28.690	36.498	32.204	234.7	9:23:22.246
12		1:37.744	28.766	36.716	32.262	235.2	9:24:59.990
13		1:37.552	28.722	36.608	32.222	235.2	9:26:37.542
14		1:59.814 P	28.986	41.458	49.370	234.2	9:28:37.356





Circuit de Barcelona

Euroformula Open

Qualifying - 3

Lap Analysis



20

Yifei Ye

Dallara F320 Spiess

28

Cameron Das

Dallara F320 Spiess

Cryptotower Racing Team

Team Motopark

Lap D	Time	Sector 1	Sector 2	Sector 3	T. Spd	Elapsed	Lap D	Time	Sector 1	Sector 2	Sector 3	T. Spd	Elapsed
1	9:05:05.917	9:03:51.417	40.538	33.962	160.9	9:05:05.917	1	9:05:08.503	9:03:53.662	40.614	34.227	167.1	9:05:08.503
2	1:42.720	30.475	39.310	32.935	219.0	9:06:48.637	2	1:47.736	30.332	38.099	39.305	228.3	9:06:56.239
3	1:36.976	29.012	36.378	31.586	233.2	9:08:25.613	3	1:37.476	28.901	36.545	32.030	234.2	9:08:33.715
4	1:36.250	28.663	36.128	31.459	234.2	9:10:01.863	4	1:36.622	28.731	36.213	31.678	235.2	9:10:10.337
5	1:36.012	28.567	36.053	31.392	235.8	9:11:37.875	5	1:36.438	28.607	36.224	31.607	235.8	9:11:46.775
6	1:41.997 P	28.527	36.234	37.236	235.8	9:13:19.872	6	1:41.235 P	28.647	36.305	36.283	235.8	9:13:28.010
7	6:27.809	5:13.088	40.832	33.889	169.2	9:19:47.681	7	6:56.117	5:40.716	40.505	34.896	171.4	9:20:24.127
8	1:39.756	30.100	37.486	32.170	221.3	9:21:27.437	8	1:41.730	30.274	38.227	33.229	224.0	9:22:05.857
9	1:37.170	28.644	35.923	32.603	234.7	9:23:04.607	9	1:37.626	28.772	36.299	32.555	232.7	9:23:43.483
10	1:35.212	28.415	35.664	31.133	236.3	9:24:39.819	10	1:35.725	28.592	35.891	31.242	233.2	9:25:19.208
11	1:35.229	28.353	35.701	31.175	236.8	9:26:15.048	11	2:01.916 P	34.114	44.212	43.590	213.8	9:27:21.124
12	2:17.485 P	39.120	46.932	51.433	146.9	9:28:32.533							

25

Alexandre Bardinon

Dallara F320 HWA

31

Zane Maloney

Dallara F320 Spiess

Van Amersfoort Racing

R

Carlin

Lap D	Time	Sector 1	Sector 2	Sector 3	T. Spd	Elapsed	Lap D	Time	Sector 1	Sector 2	Sector 3	T. Spd	Elapsed
1	9:02:38.562	9:01:19.390	43.597	35.575	154.9	9:02:38.562	1	9:01:54.515	9:00:39.382	40.951	34.182	177.0	9:01:54.515
2	1:44.765	31.336	38.091	35.338	217.3	9:04:23.327	2	1:40.642	30.309	37.746	32.587	228.8	9:03:35.157
3	1:43.294	29.097	37.290	36.907	233.7	9:06:06.621	3	1:38.517	29.474	36.973	32.070	231.7	9:05:13.674
4	1:37.624	28.809	36.729	32.086	237.3	9:07:44.245	4	1:37.559	29.069	36.611	31.879	234.2	9:06:51.233
5	1:37.812	28.879	36.790	32.143	234.7	9:09:22.057	5	1:37.308	29.001	36.476	31.831	235.8	9:08:28.541
6	1:37.653	28.757	36.684	32.212	237.8	9:10:59.710	6	1:36.886	28.852	36.360	31.674	235.8	9:10:05.427
7	1:37.493	28.698	36.637	32.158	237.8	9:12:37.203	7	1:40.503 P	28.785	36.297	35.421	235.8	9:11:45.930
8	1:43.540 P	28.813	36.746	37.981	235.2	9:14:20.743	8	4:36.571	3:24.208	39.197	33.166	180.6	9:16:22.501
9	3:59.762	2:40.363	43.281	36.118	144.7	9:18:20.505	9	1:38.979	29.523	37.197	32.259	230.7	9:18:01.480
10	1:41.812	31.172	38.352	32.288	226.4	9:20:02.317	10	1:38.040	29.423	36.591	32.026	233.2	9:19:39.520
11	1:36.746	28.675	36.435	31.636	237.3	9:21:39.063	11	1:36.519	28.783	36.149	31.587	234.7	9:21:16.039
12	1:36.613	28.685	36.301	31.627	236.3	9:23:15.676	12	1:42.112	29.501	38.597	34.014	237.3	9:22:58.151
13	1:36.519	28.670	36.221	31.628	237.3	9:24:52.195	13	1:36.285	28.664	36.151	31.470	235.2	9:24:34.436
14	1:36.506	28.541	36.279	31.686	237.8	9:26:28.701	14	1:36.063	28.703	36.016	31.344	235.2	9:26:10.499
15	2:07.261 P	34.207	44.214	48.840	197.4	9:28:35.962	15	1:46.306 P	28.652	40.221	37.433	234.7	9:27:56.805

26

Louis Foster

Dallara F320 HWA

33

Manuel Maldonado

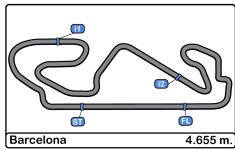
Dallara F320 Spiess

Double R

Team Motopark

Lap D	Time	Sector 1	Sector 2	Sector 3	T. Spd	Elapsed	Lap D	Time	Sector 1	Sector 2	Sector 3	T. Spd	Elapsed
1	9:02:41.041	9:01:25.850	40.332	34.859	177.0	9:02:41.041	1	9:03:59.580	9:02:36.245	45.425	37.910	148.5	9:03:59.580
2	1:48.869	30.218	37.805	40.846	234.2	9:04:29.910	2	1:44.249	31.091	39.078	34.080	226.4	9:05:43.829
3	1:40.554	29.152	36.836	34.566	234.7	9:06:10.464	3	1:37.470	28.973	36.575	31.922	235.2	9:07:21.299
4	1:37.131	28.764	36.539	31.828	237.3	9:07:47.595	4	1:36.506	28.670	36.223	31.613	236.3	9:08:57.805
5	1:36.919	28.693	36.443	31.783	237.3	9:09:24.514	5	1:36.344	28.606	36.128	31.610	237.8	9:10:34.149
6	1:36.665	28.546	36.340	31.779	238.9	9:11:01.179	6	1:44.823 P	29.496	37.265	38.062	237.3	9:12:18.972
7	1:41.774 P	28.614	36.470	36.690	238.9	9:12:42.953	7	6:47.114	5:28.624	42.257	36.233	149.7	9:19:06.086
8	4:32.172	3:18.069	39.934	34.169	177.6	9:17:15.125	8	1:44.927	30.726	38.146	36.055	223.1	9:20:51.013
9	1:51.167	30.016	37.388	43.763	233.2	9:19:06.292	9	1:36.299	28.754	36.000	31.545	235.2	9:22:27.312
10	1:36.404	28.789	36.146	31.469	235.2	9:20:42.696	10	1:35.631	28.517	35.848	31.266	236.8	9:24:02.943
11	1:35.871	28.588	35.879	31.404	235.8	9:22:18.567	11	1:35.823	28.462	35.955	31.406	237.3	9:25:38.766
12	1:35.498	28.434	35.831	31.233	236.3	9:23:54.065	12	1:49.921 P	30.464	38.978	40.479	236.8	9:27:28.687
13	1:35.779	28.469	35.786	31.524	236.8	9:25:29.844							
14	2:12.447 P	33.910	49.715	48.822	186.5	9:27:42.291							





Circuit de Barcelona
Euroformula Open
Qualifying - 3
Lap Analysis



34

Rafael Villagomez

Dallara F320 HWA

R

DRIVEX

Lap	D	Time	Sector 1	Sector 2	Sector 3	T. Spd	Elapsed
1		9:02:08.589	9:00:49.766	43.207	35.616	157.8	9:02:08.589
2		1:42.441	30.169	38.325	33.947	236.3	9:03:51.030
3		1:43.917	29.427	37.132	37.358	242.1	9:05:34.947
4		1:38.126	29.074	36.898	32.154	236.3	9:07:13.073
5		1:37.624	28.810	36.703	32.111	237.3	9:08:50.697
6		1:37.327	28.781	36.459	32.087	239.4	9:10:28.024
7		1:43.810 P	28.830	36.574	38.406	239.4	9:12:11.834
8		5:57.678	4:40.789	42.037	34.852	168.2	9:18:09.512
9		1:42.373	29.894	37.588	34.891	236.3	9:19:51.885
10		1:37.330	28.831	36.599	31.900	237.8	9:21:29.215
11		1:36.909	28.616	36.519	31.774	238.9	9:23:06.124
12		1:36.723	28.559	36.333	31.831	242.1	9:24:42.847
13		1:36.888	28.733	36.282	31.873	238.4	9:26:19.735
14		2:07.653 P	36.556	45.625	45.472	206.1	9:28:27.388

69

Lukas Dunner

Dallara F320 Spiess

Cryptotower Racing Team

Lap	D	Time	Sector 1	Sector 2	Sector 3	T. Spd	Elapsed
1		9:04:38.949	9:03:23.334	41.097	34.518	150.4	9:04:38.949
2		1:43.702	30.805	38.274	34.623	214.2	9:06:22.651
3		1:37.370	29.001	36.537	31.832	232.7	9:08:00.021
4		1:36.884	28.767	36.412	31.705	234.2	9:09:36.905
5		1:36.648	28.649	36.248	31.751	235.2	9:11:13.553
6		1:41.049 P	28.680	36.423	35.946	236.3	9:12:54.602
7		6:37.655	5:25.632	38.839	33.184	178.2	9:19:32.257
8		1:48.521	29.455	39.622	39.444	236.8	9:21:20.778
9		1:40.728	28.764	36.049	35.915	234.2	9:23:01.506
10		1:35.456	28.453	35.774	31.229	235.2	9:24:36.962
11		1:42.275 P	28.330	35.770	38.175	237.3	9:26:19.237

99

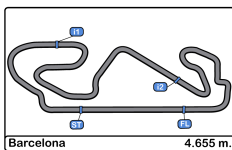
Rui Andrade

Dallara F320 Spiess

Cryptotower Racing Team

Lap	D	Time	Sector 1	Sector 2	Sector 3	T. Spd	Elapsed
1		9:04:11.880	9:02:54.906	42.180	34.794	160.7	9:04:11.880
2		1:42.398	30.506	38.615	33.277	214.7	9:05:54.278
3		1:38.349	29.366	36.971	32.012	233.7	9:07:32.627
4		1:37.503	28.941	36.639	31.923	234.2	9:09:10.130
5		1:37.347	28.756	36.508	32.083	234.7	9:10:47.477
6		1:45.390 P	28.809	36.893	39.688	234.7	9:12:32.867
7		6:57.999	5:44.144	40.449	33.406	171.1	9:19:30.866
8		1:44.183	29.886	38.483	35.814	218.6	9:21:15.049
9		1:36.607	28.879	36.225	31.503	234.2	9:22:51.656
10		1:36.355	28.432	35.999	31.924	236.3	9:24:28.011
11		1:36.138	28.535	36.060	31.543	235.8	9:26:04.149
12		1:49.566 P	29.618	38.070	41.878	235.2	9:27:53.715



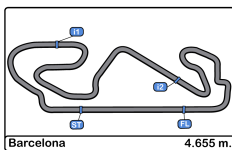


Circuito de Barcelona
Euroformula Open
Qualifying - 3
Best Sectors Results



Sector - 1				Sector - 2				Sector - 3				Ideal Lap vs Best Lap				
Clas	Nº	Driver	Time	Nº	Driver	Time	Nº	Driver	Time	Clas	Nº	Driver	Ideal Lap	Best Lap	Clas	
1	69	Lukas Dunner	28.330	20	Yifei Ye	35.664	20	Yifei Ye	31.133	1	20	Yifei Ye	1:35.150	1:35.212	1	
2	20	Yifei Ye	28.353	16	Andreas Estner	35.708	69	Lukas Dunner	31.229	2	69	Lukas Dunner	1:35.329	1:35.456	3	
3	16	Andreas Estner	28.370	15	Sebastian Estner	35.729	26	Louis Foster	31.233	3	15	Sebastian Estner	1:35.391	1:35.443	2	
4	15	Sebastian Estner	28.399	69	Lukas Dunner	35.770	4	Niklas Krütten	31.234	4	16	Andreas Estner	1:35.416	1:35.797	7	
5	6	Ido Cohen	28.408	26	Louis Foster	35.786	28	Cameron Das	31.242	5	26	Louis Foster	1:35.453	1:35.498	4	
6	99	Rui Andrade	28.432	4	Niklas Krütten	35.847	15	Sebastian Estner	31.263	6	33	Manuel Maldonado	1:35.576	1:35.631	5	
7	26	Louis Foster	28.434	33	Manuel Maldonado	35.848	33	Manuel Maldonado	31.266	7	4	Niklas Krütten	1:35.680	1:35.827	8	
8	33	Manuel Maldonado	28.462	6	Ido Cohen	35.870	16	Andreas Estner	31.338	8	28	Cameron Das	1:35.725	1:35.725	6	
9	25	Alexandre Bardinon	28.541	28	Cameron Das	35.891	31	Zane Maloney	31.344	9	6	Ido Cohen	1:35.783	1:35.936	9	
10	34	Rafael Villagomez	28.559	99	Rui Andrade	35.999	12	Glenn Van Berlo	31.479	10	99	Rui Andrade	1:35.934	1:36.138	11	
11	28	Cameron Das	28.592	31	Zane Maloney	36.016	99	Rui Andrade	31.503	11	31	Zane Maloney	1:36.012	1:36.063	10	
12	4	Niklas Krütten	28.599	12	Glenn Van Berlo	36.018	6	Ido Cohen	31.505	12	12	Glenn Van Berlo	1:36.155	1:36.195	12	
13	31	Zane Maloney	28.652	25	Alexandre Bardinon	36.221	25	Alexandre Bardinon	31.627	13	25	Alexandre Bardinon	1:36.389	1:36.506	13	
14	12	Glenn Van Berlo	28.658	34	Rafael Villagomez	36.282	34	Rafael Villagomez	31.774	14	34	Rafael Villagomez	1:36.615	1:36.723	14	
15	8	Matthias Lüthen	28.690	8	Matthias Lüthen	36.498	8	Matthias Lüthen	32.045	15	8	Matthias Lüthen	1:37.233	1:37.392	15	



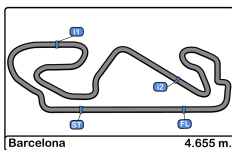


Circuito de Barcelona
Euroformula Open
Qualifying - 3
Best 5 Lap Times



Cls	Nº	Entrant	Nat	Driver	Nat	Cat	Cls	Chassis - Engine	Team	Best 1		Best 2		Best 3		Best 4		Best 5	
										Time	Lap	Time	Lap	Time	Lap	Time	Lap	Time	Lap
1	20	Cryptotower Racing		Yifei Ye				Dallara F320 Spiess	Cryptotower Racing	1:35.212	10	1:35.229	11	1:36.012	5	1:36.250	4	1:36.976	3
2	15	Van Amersfoort Racing		Sebastian Estner		R	1	Dallara F320 HWA	Van Amersfoort Racing	1:35.443	11	1:35.604	12	1:35.957	10	1:36.345	6	1:37.084	5
3	69	Cryptotower Racing		Lukas Dunner				Dallara F320 Spiess	Cryptotower Racing	1:35.456	10	1:36.648	5	1:36.884	4	1:37.370	3	1:40.728	9
4	26	Double R		Louis Foster				Dallara F320 HWA	Double R	1:35.498	12	1:35.779	13	1:35.871	11	1:36.404	10	1:36.665	6
5	33	Team Motopark		Manuel Maldonado				Dallara F320 Spiess	Team Motopark	1:35.631	10	1:35.823	11	1:36.299	9	1:36.344	5	1:36.506	4
6	28	Team Motopark		Cameron Das				Dallara F320 Spiess	Team Motopark	1:35.725	10	1:36.438	5	1:36.622	4	1:37.476	3	1:37.626	9
7	16	Van Amersfoort Racing		Andreas Estner				Dallara F320 HWA	Van Amersfoort Racing	1:35.797	9	1:36.576	4	1:36.651	5	1:37.218	3	1:41.272	2
8	4	Team Motopark		Niklas Krütten		R	2	Dallara F320 Spiess	Team Motopark	1:35.827	10	1:35.913	11	1:36.621	5	1:36.648	4	1:36.717	9
9	6	Carlin		Ido Cohen				Dallara F320 Spiess	Carlin	1:35.936	12	1:35.985	14	1:36.144	11	1:37.059	6	1:37.090	5
10	31	Carlin		Zane Maloney		R	3	Dallara F320 Spiess	Carlin	1:36.063	14	1:36.285	13	1:36.519	11	1:36.886	6	1:37.308	5
11	99	Cryptotower Racing		Rui Andrade				Dallara F320 Spiess	Cryptotower Racing	1:36.138	11	1:36.355	10	1:36.607	9	1:37.347	5	1:37.503	4
12	12	DRIVEX		Glenn Van Berlo		R	4	Dallara F320 HWA	DRIVEX	1:36.195	10	1:36.291	11	1:36.825	9	1:38.032	5	1:38.633	4
13	25	Van Amersfoort Racing		Alexandre Bardinon				Dallara F320 HWA	Van Amersfoort Racing	1:36.506	14	1:36.519	13	1:36.613	12	1:36.746	11	1:37.493	7
14	34	DRIVEX		Rafael Villagomez		R	5	Dallara F320 HWA	DRIVEX	1:36.723	12	1:36.888	13	1:36.909	11	1:37.327	6	1:37.330	10
15	8	Double R		Matthias Lüthen		R	6	Dallara F320 HWA	Double R	1:37.392	11	1:37.394	10	1:37.552	13	1:37.744	12	1:38.397	9



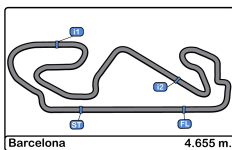


Circuito de Barcelona
Euroformula Open
Qualifying - 3
Best 5 Top Speeds



Cls	Nº	Entrant	Nat	Driver	Nat	Cat	Cls	Chassis - Engine	Team	Top 1		Top 2		Top 3		Top 4		Top 5		Avg
										Km/h	Lap	Km/h	Lap	Km/h	Lap	Km/h	Lap	Km/h	Lap	
1	34	DRIVEX	ESP	Rafael Villagomez	MEX	R	1	Dallara F320 HWA	DRIVEX	242.1	3	242.1	12	239.4	6	239.4	7	238.9	11	240.4
2	26	Double R	GBR	Louis Foster	GBR			Dallara F320 HWA	Double R	238.9	6	238.9	7	237.3	4	237.3	5	236.8	13	237.8
3	16	Van Amersfoort Racing	NLD	Andreas Estner	DEU			Dallara F320 HWA	Van Amersfoort Racing	238.4	5	238.4	9	238.4	10	237.8	4	237.8	6	238.2
4	15	Van Amersfoort Racing	NLD	Sebastian Estner	DEU	R	2	Dallara F320 HWA	Van Amersfoort Racing	237.8	13	237.3	7	237.3	12	236.8	5	236.8	6	237.2
5	25	Van Amersfoort Racing	NLD	Alexandre Bardinon	FRA			Dallara F320 HWA	Van Amersfoort Racing	237.8	6	237.8	7	237.8	14	237.3	4	237.3	11	237.6
6	33	Team Motopark	DEU	Manuel Maldonado	VEN			Dallara F320 Spiess	Team Motopark	237.8	5	237.3	6	237.3	11	236.8	10	236.8	12	237.2
7	31	Carlin	GBR	Zane Maloney	BRB	R	3	Dallara F320 Spiess	Carlin	237.3	12	235.8	5	235.8	6	235.8	7	235.2	13	236.0
8	69	Cryptotower Racing	JPN	Lukas Dunner	AUT			Dallara F320 Spiess	Cryptotower Racing	237.3	11	236.8	8	236.3	6	235.2	5	235.2	10	236.2
9	6	Carlin	GBR	Ido Cohen	ISR			Dallara F320 Spiess	Carlin	236.8	13	236.3	5	236.3	6	236.3	11	236.3	12	236.4
10	12	DRIVEX	ESP	Glenn Van Berlo	NLD	R	4	Dallara F320 HWA	DRIVEX	236.8	11	236.3	10	236.3	12	235.8	9	235.2	6	236.1
11	20	Cryptotower Racing	JPN	Yifei Ye	CHN			Dallara F320 Spiess	Cryptotower Racing	236.8	11	236.3	10	235.8	5	235.8	6	234.7	9	235.9
12	4	Team Motopark	DEU	Niklas Krütten	DEU	R	5	Dallara F320 Spiess	Team Motopark	236.3	12	235.8	10	235.2	11	234.7	5	234.7	6	235.3
13	99	Cryptotower Racing	JPN	Rui Andrade	AGO			Dallara F320 Spiess	Cryptotower Racing	236.3	10	235.8	11	235.2	12	234.7	5	234.7	6	235.3
14	28	Team Motopark	DEU	Cameron Das	USA			Dallara F320 Spiess	Team Motopark	235.8	5	235.8	6	235.2	4	234.2	3	233.2	10	234.8
15	8	Double R	GBR	Matthias Lüthen	DEU	R	6	Dallara F320 HWA	Double R	235.2	4	235.2	5	235.2	6	235.2	10	235.2	12	235.2



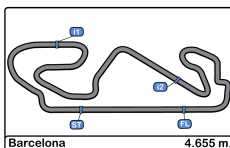


Circuito de Barcelona
Euroformula Open
Qualifying - 3
Fastest Laps Sequence



Lap	Time of Day	Session Time	Nº	Entrant	Nat	Driver	Nat	Cat	Chassis - Engine	Team	Time	Km/h
2	9:03:35.157	3:35.157	31	Carlin	GBR	Zane Maloney	BRB	R	Dallara F320 Spiess	Carlin	1:40.642	166.5
3	9:05:13.674	5:13.674	31	Carlin	GBR	Zane Maloney	BRB	R	Dallara F320 Spiess	Carlin	1:38.517	170.1
4	9:06:51.233	6:51.233	31	Carlin	GBR	Zane Maloney	BRB	R	Dallara F320 Spiess	Carlin	1:37.559	171.7
3	9:07:21.299	7:21.299	33	Team Motopark	DEU	Manuel Maldonado	VEN		Dallara F320 Spiess	Team Motopark	1:37.470	171.9
4	9:07:38.885	7:38.885	15	Van Amersfoort Racing	NLD	Sebastian Estner	DEU	R	Dallara F320 HWA	Van Amersfoort Racing	1:37.127	172.5
3	9:08:18.294	8:18.294	4	Team Motopark	DEU	Niklas Krütten	DEU	R	Dallara F320 Spiess	Team Motopark	1:37.126	172.5
3	9:08:25.613	8:25.613	20	Cryptotower Racing Team	JPN	Yifei Ye	CHN		Dallara F320 Spiess	Cryptotower Racing Team	1:36.976	172.8
4	9:08:57.805	8:57.805	33	Team Motopark	DEU	Manuel Maldonado	VEN		Dallara F320 Spiess	Team Motopark	1:36.506	173.6
4	9:10:01.863	10:01.863	20	Cryptotower Racing Team	JPN	Yifei Ye	CHN		Dallara F320 Spiess	Cryptotower Racing Team	1:36.250	174.1
5	9:11:37.875	11:37.875	20	Cryptotower Racing Team	JPN	Yifei Ye	CHN		Dallara F320 Spiess	Cryptotower Racing Team	1:36.012	174.5
11	9:22:18.567	22:18.567	26	Double R	GBR	Louis Foster	GBR		Dallara F320 HWA	Double R	1:35.871	174.7
9	9:22:46.390	22:46.390	16	Van Amersfoort Racing	NLD	Andreas Estner	DEU		Dallara F320 HWA	Van Amersfoort Racing	1:35.797	174.9
12	9:23:54.065	23:54.065	26	Double R	GBR	Louis Foster	GBR		Dallara F320 HWA	Double R	1:35.498	175.4
11	9:24:18.699	24:18.699	15	Van Amersfoort Racing	NLD	Sebastian Estner	DEU	R	Dallara F320 HWA	Van Amersfoort Racing	1:35.443	175.5
10	9:24:39.819	24:39.819	20	Cryptotower Racing Team	JPN	Yifei Ye	CHN		Dallara F320 Spiess	Cryptotower Racing Team	1:35.212	176.0



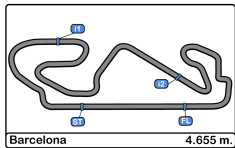


Circuito de Barcelona
Euroformula Open
Qualifying - 3
Event Best Maximum Speed



Nº	Entrant	Nat	Driver	Nat	Cat	Clas	Chassis - Engine	Team	Km/h	Session
34	DRIVEX	ESP	Rafael Villagomez	MEX	R	1	Dallara F320 HWA	DRIVEX	244.3	Free Practice - 2
25	Van Amersfoort Racing	NLD	Alexandre Bardinon	FRA			Dallara F320 HWA	Van Amersfoort Racing	242.6	Qualifying - 1
16	Van Amersfoort Racing	NLD	Andreas Estner	DEU			Dallara F320 HWA	Van Amersfoort Racing	241.6	Free Practice - 2
31	Carlin	GBR	Zane Maloney	BRB	R	2	Dallara F320 Spiess	Carlin	241.6	Qualifying - 1
26	Double R	GBR	Louis Foster	GBR			Dallara F320 HWA	Double R	240.5	Free Practice - 3
8	Double R	GBR	Matthias Lüthen	DEU	R	3	Dallara F320 HWA	Double R	240.5	Qualifying - 1
12	DRIVEX	ESP	Glenn Van Berlo	NLD	R	4	Dallara F320 HWA	DRIVEX	240.0	Qualifying - 2
6	Carlin	GBR	Ido Cohen	ISR			Dallara F320 Spiess	Carlin	239.4	Free Practice - 3
20	Cryptotower Racing Team	JPN	Yifei Ye	CHN			Dallara F320 Spiess	Cryptotower Racing Team	239.4	Qualifying - 1
33	Team Motopark	DEU	Manuel Maldonado	VEN			Dallara F320 Spiess	Team Motopark	238.9	Qualifying - 1
15	Van Amersfoort Racing	NLD	Sebastian Estner	DEU	R	5	Dallara F320 HWA	Van Amersfoort Racing	238.9	Qualifying - 2
28	Team Motopark	DEU	Cameron Das	USA			Dallara F320 Spiess	Team Motopark	238.4	Qualifying - 1
69	Cryptotower Racing Team	JPN	Lukas Dunner	AUT			Dallara F320 Spiess	Cryptotower Racing Team	237.3	Qualifying - 1
99	Cryptotower Racing Team	JPN	Rui Andrade	AGO			Dallara F320 Spiess	Cryptotower Racing Team	237.3	Qualifying - 1
4	Team Motopark	DEU	Niklas Krütten	DEU	R	6	Dallara F320 Spiess	Team Motopark	236.8	Free Practice - 2





Circuit de Barcelona
Euroformula Open
Qualifying - 3
Pit Stop Analysis



4 Niklas Krütten R Team Motopark
 Dallara F320 Spiess

Nr.	In Day Time	In Time	Out Time	Pit Time	T. Pit Time	Handicap	Penalty
1	9:13:12.139	9:13:12.139	9:17:17.504	4:05.365	4:05.365		

6 Ido Cohen Carlin
 Dallara F320 Spiess

Nr.	In Day Time	In Time	Out Time	Pit Time	T. Pit Time	Handicap	Penalty
1	9:12:04.759	9:12:04.759	9:14:46.478	2:41.719	2:41.719		

8 Matthias Lüthen R Double R
 Dallara F320 HWA

Nr.	In Day Time	In Time	Out Time	Pit Time	T. Pit Time	Handicap	Penalty
1	9:10:48.080	9:10:48.080	9:14:49.517	4:01.437	4:01.437		

12 Glenn Van Berlo R DRIVEX
 Dallara F320 HWA

Nr.	In Day Time	In Time	Out Time	Pit Time	T. Pit Time	Handicap	Penalty
1	9:10:22.202	9:10:22.202	9:16:48.750	6:26.548	6:26.548		

15 Sebastian Estner R Van Amersfoort Racing
 Dallara F320 HWA

Nr.	In Day Time	In Time	Out Time	Pit Time	T. Pit Time	Handicap	Penalty
1	9:12:32.889	9:12:32.889	9:17:26.606	4:53.717	4:53.717		

16 Andreas Estner Van Amersfoort Racing
 Dallara F320 HWA

Nr.	In Day Time	In Time	Out Time	Pit Time	T. Pit Time	Handicap	Penalty
1	9:12:44.685	9:12:44.685	9:17:38.758	4:54.073	4:54.073		

20 Yifei Ye Cryptotower Racing Team
 Dallara F320 Spiess

Nr.	In Day Time	In Time	Out Time	Pit Time	T. Pit Time	Handicap	Penalty
1	9:13:16.900	9:13:16.900	9:17:58.463	4:41.563	4:41.563		

25 Alexandre Bardinon Van Amersfoort Racing
 Dallara F320 HWA

Nr.	In Day Time	In Time	Out Time	Pit Time	T. Pit Time	Handicap	Penalty
1	9:14:18.331	9:14:18.331	9:16:24.342	2:06.011	2:06.011		

26 Louis Foster Double R
 Dallara F320 HWA

Nr.	In Day Time	In Time	Out Time	Pit Time	T. Pit Time	Handicap	Penalty
1	9:12:40.342	9:12:40.342	9:15:28.350	2:48.008	2:48.008		

28 Cameron Das Team Motopark
 Dallara F320 Spiess

Nr.	In Day Time	In Time	Out Time	Pit Time	T. Pit Time	Handicap	Penalty
1	9:13:25.444	9:13:25.444	9:18:34.614	5:09.170	5:09.170		

31 Zane Maloney R Carlin
 Dallara F320 Spiess

Nr.	In Day Time	In Time	Out Time	Pit Time	T. Pit Time	Handicap	Penalty
1	9:11:43.470	9:11:43.470	9:14:38.614	2:55.144	2:55.144		

33 Manuel Maldonado Team Motopark
 Dallara F320 Spiess

Nr.	In Day Time	In Time	Out Time	Pit Time	T. Pit Time	Handicap	Penalty
1	9:12:16.628	9:12:16.628	9:17:10.693	4:54.065	4:54.065		

34 Rafael Villagomez R DRIVEX
 Dallara F320 HWA

Nr.	In Day Time	In Time	Out Time	Pit Time	T. Pit Time	Handicap	Penalty
1	9:12:09.272	9:12:09.272	9:16:15.588	4:06.316	4:06.316		

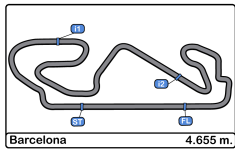
69 Lukas Dunner Cryptotower Racing Team
 Dallara F320 Spiess

Nr.	In Day Time	In Time	Out Time	Pit Time	T. Pit Time	Handicap	Penalty
1	9:12:51.919	9:12:51.919	9:17:47.481	4:55.562	4:55.562		

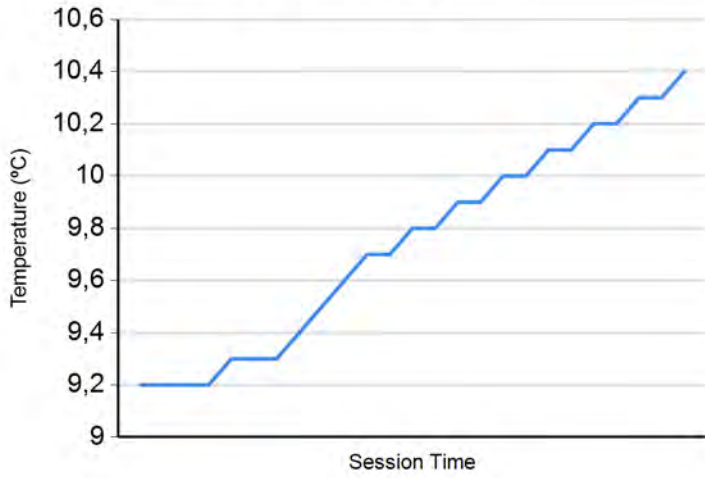
99 Rui Andrade Cryptotower Racing Team
 Dallara F320 Spiess

Nr.	In Day Time	In Time	Out Time	Pit Time	T. Pit Time	Handicap	Penalty
1	9:12:30.064	9:12:30.064	9:17:42.991	5:12.927	5:12.927		

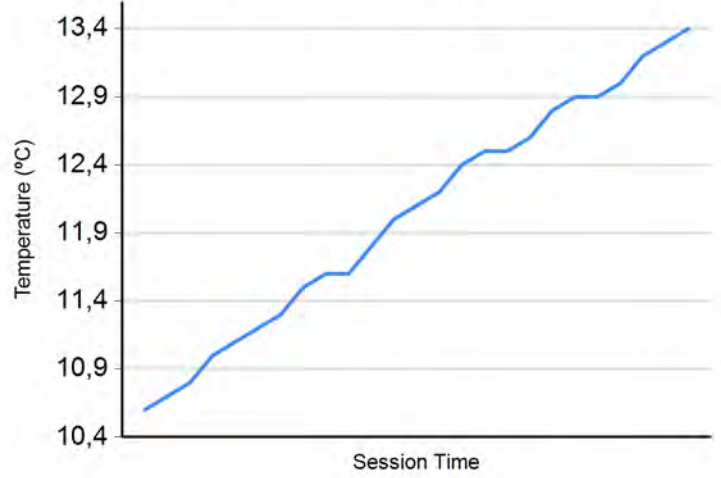




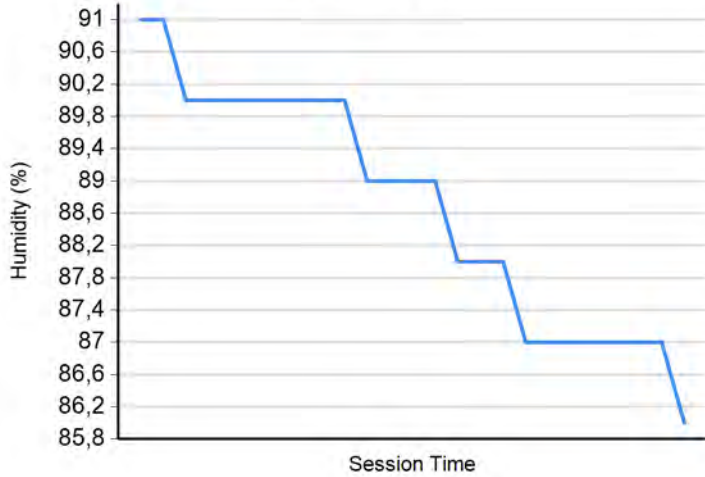
Air Temperature



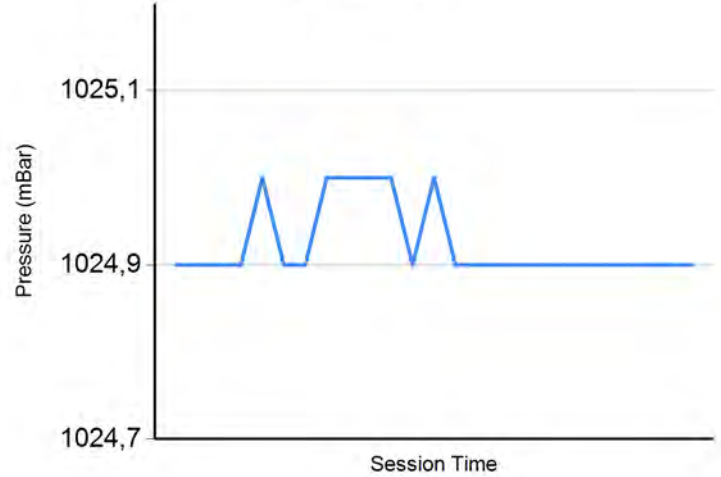
Track Temperature



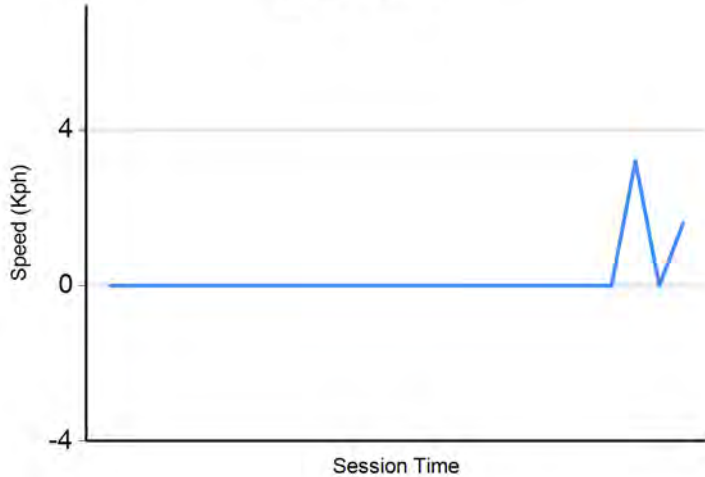
Humidity



Pressure

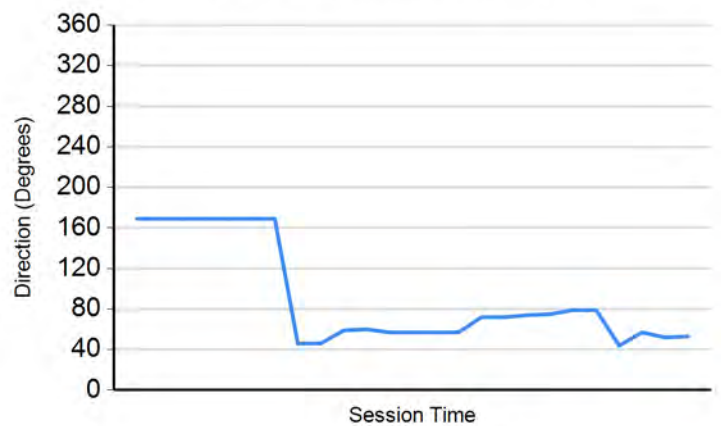


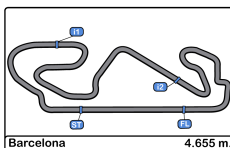
Wind Speed



Wind direction

North = 0°/360° Est = 90° South = 180° West = 270°





Circuito de Barcelona
Euroformula Open
Qualifying - 3
Final Results




Clas	Nº	Entrant	Nat	Driver	Nat	Cat	Clas	Chassis - Engine	Team	Laps	Best	Time	Gap	Interval	Km/h
1	20	Cryptotower Racing Team	JPN	Yifei Ye	CHN			Dallara F320 Spiess	Cryptotower Racing Team	12	10	1:35.212			176.0
2	15	Van Amersfoort Racing	NLD	Sebastian Estner	DEU	R	1	Dallara F320 HWA	Van Amersfoort Racing	13	11	1:35.443	0.231	0.231	175.5
3	69	Cryptotower Racing Team	JPN	Lukas Dunner	AUT			Dallara F320 Spiess	Cryptotower Racing Team	11	10	1:35.456	0.244	0.013	175.5
4	26	Double R	GBR	Louis Foster	GBR			Dallara F320 HWA	Double R	14	12	1:35.498	0.286	0.042	175.4
5	33	Team Motopark	DEU	Manuel Maldonado	VEN			Dallara F320 Spiess	Team Motopark	12	10	1:35.631	0.419	0.133	175.2
6	28	Team Motopark	DEU	Cameron Das	USA			Dallara F320 Spiess	Team Motopark	11	10	1:35.725	0.513	0.094	175.0
7	16	Van Amersfoort Racing	NLD	Andreas Estner	DEU			Dallara F320 HWA	Van Amersfoort Racing	11	9	1:35.797	0.585	0.072	174.9
8	4	Team Motopark	DEU	Niklas Krütten	DEU	R	2	Dallara F320 Spiess	Team Motopark	12	10	1:35.827	0.615	0.030	174.8
9	6	Carlin	GBR	Ido Cohen	ISR			Dallara F320 Spiess	Carlin	15	12	1:35.936	0.724	0.109	174.6
10	31	Carlin	GBR	Zane Maloney	BRB	R	3	Dallara F320 Spiess	Carlin	15	14	1:36.063	0.851	0.127	174.4
11	99	Cryptotower Racing Team	JPN	Rui Andrade	AGO			Dallara F320 Spiess	Cryptotower Racing Team	12	11	1:36.138	0.926	0.075	174.3
12	12	DRIVEX	ESP	Glenn Van Berlo	NLD	R	4	Dallara F320 HWA	DRIVEX	12	10	1:36.195	0.983	0.057	174.2
13	25	Van Amersfoort Racing	NLD	Alexandre Bardinon	FRA			Dallara F320 HWA	Van Amersfoort Racing	15	14	1:36.506	1.294	0.311	173.6
14	34	DRIVEX	ESP	Rafael Villagomez	MEX	R	5	Dallara F320 HWA	DRIVEX	14	12	1:36.723	1.511	0.217	173.2
15	8	Double R	GBR	Matthias Lüthen	DEU	R	6	Dallara F320 HWA	Double R	14	11	1:37.392	2.180	0.669	172.0

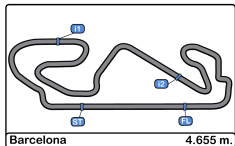
CAR 16 TIME 1:37.371 DELETED TRACK LIMITS AT T 15

Published at:.....

Track Temp: 13.4 °C Air Temp: 10.4 °C Humidity: 86 % Track Status: DRY

Stewards:	Race Director:	Timekeeper: 
------------------	-----------------------	--



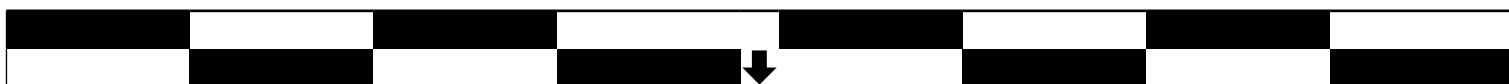


Circuit de Barcelona
Euroformula Open
Race - 1
Starting Grid



14	34	Rafael Villagomez	1:37.201
12	25	Alexandre Bardinon	1:37.139
10	99	Rui Andrade	1:36.758
8	15	Sebastian Estner	1:36.637
6	31	Zane Maloney	1:36.466
4	4	Niklas Krütten	1:36.342
2	69	Lukas Dunner	1:35.863

.8.	15	8	Matthias Lüthen	1:38.335
.7.	13	6	Ido Cohen	1:37.183
.6.	11	26	Louis Foster	1:36.973
.5.	9	12	Glenn Van Berlo	1:36.680
.4.	7	28	Cameron Das	1:36.505
.3.	5	33	Manuel Maldonado	1:36.386
.2.	3	16	Andreas Estner	1:35.883
.1.	1	20	Yifei Ye	1:35.619



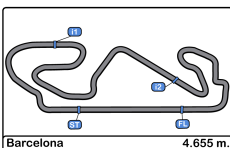
Pole

Published at:.....

Stewards:

Timekeeper:





Circuito de Barcelona
Euroformula Open
Race - 1
Provisional Results



Cls	Nº	Entrant	Nat	Driver	Nat	Cat	Cls	Chassis - Engine	Team	Laps	Total Time	Gap	Interval	Km/h	Best	Time	Km/h
1	20	Cryptotower Racing Team	●	JPN Yifei Ye	🇨🇳	CHN		Dallara F320 Spiess	Cryptotower Racing Team	18	29:19.420			171.4	6	1:37.154	172.4
2	69	Cryptotower Racing Team	●	JPN Lukas Dunner	🇦🇹	AUT		Dallara F320 Spiess	Cryptotower Racing Team	18	29:24.307	4.887	4.887	170.9	7	1:37.466	171.9
3	4	Team Motopark	🇩🇪	DEU Niklas Krütten	🇩🇪	DEU	R 1	Dallara F320 Spiess	Team Motopark	18	29:36.129	16.709	11.822	169.8	3	1:37.808	171.3
4	31	Carlin	🇬🇧	GBR Zane Maloney	🇧🇪	BRB	R 2	Dallara F320 Spiess	Carlin	18	29:36.859	17.439	0.730	169.7	7	1:38.133	170.7
5	33	Team Motopark	🇩🇪	DEU Manuel Maldonado	🇻🇳	VEN		Dallara F320 Spiess	Team Motopark	18	29:39.016	19.596	2.157	169.5	3	1:38.192	170.6
6	12	DRIVEX	🇪🇸	ESP Glenn Van Berlo	🇳🇱	NLD	R 3	Dallara F320 HWA	DRIVEX	18	29:41.025	21.605	2.009	169.3	7	1:38.225	170.6
7	28	Team Motopark	🇩🇪	DEU Cameron Das	🇺🇸	USA		Dallara F320 Spiess	Team Motopark	18	29:43.953	24.533	2.928	169.0	9	1:38.162	170.7
8	26	Double R	🇬🇧	GBR Louis Foster	🇬🇧	GBR		Dallara F320 HWA	Double R	18	29:48.300	28.880	4.347	168.6	9	1:38.090	170.8
9	99	Cryptotower Racing Team	●	JPN Rui Andrade	🇦🇴	AGO		Dallara F320 Spiess	Cryptotower Racing Team	18	29:49.173	29.753	0.873	168.5	12	1:38.337	170.4
10	6	Carlin	🇬🇧	GBR Ido Cohen	🇮🇸	ISR		Dallara F320 Spiess	Carlin	18	29:51.108	31.688	1.935	168.4	12	1:38.357	170.3
11	25	Van Amersfoort Racing	🇳🇱	NLD Alexandre Bardinon	🇫🇷	FRA		Dallara F320 HWA	Van Amersfoort Racing	18	29:55.202	35.782	4.094	168.0	5	1:38.573	170.0
12	34	DRIVEX	🇪🇸	ESP Rafael Villagomez	🇲🇽	MEX	R 4	Dallara F320 HWA	DRIVEX	18	29:58.522	39.102	3.320	167.7	5	1:38.590	169.9
13	8	Double R	🇬🇧	GBR Matthias Lüthen	🇩🇪	DEU	R 5	Dallara F320 HWA	Double R	18	30:19.758	1:00.338	21.236	165.7	3	1:39.194	168.9
14	15	Van Amersfoort Racing	🇳🇱	NLD Sebastian Estner	🇩🇪	DEU	R 6	Dallara F320 HWA	Van Amersfoort Racing	18	30:37.830	1:18.410	18.072	164.1	4	1:37.487	171.8
15	16	Van Amersfoort Racing	🇳🇱	NLD Andreas Estner	🇩🇪	DEU		Dallara F320 HWA	Van Amersfoort Racing	17	29:54.285	1 Lap	1 Lap	158.7	15	1:38.029	170.9

Fastest lap Yifei Ye in 1:37.154 at 172.5 Km/h in lap 6

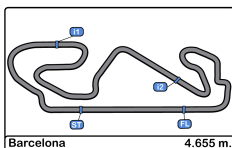
CAR #16 - 2 SECONDS TIME PENALTY ADDED TO RACE TIME - REJOINING T2 BEFORE THE BOLARD

Published at:.....

Track Temp: **29.5 °C** Air Temp: **21.4 °C** Humidity: **53 %** Track Status: **DRY**

Stewards:	Race Director:	Timekeeper: 
------------------	-----------------------	--





Circuito de Barcelona
Euroformula Open
Race - 1
Provisional Results by Class




Cls	Nº	Entrant	Nat	Driver	Nat	Cat	Cls	Chassis - Engine	Team	Laps	Total Time	Gap	Interval	Km/h	Best	Time	Km/h	
1	20	Cryptotower Racing	●	JPN Yifei Ye	🇨🇳	CHN		Dallara F320 Spiess	Cryptotower Racing	18	29:19.420			171.4	6	1:37.154	172.4	
2	69	Cryptotower Racing	●	JPN Lukas Dunner	🇦🇹	AUT		Dallara F320 Spiess	Cryptotower Racing	18	29:24.307	4.887	4.887	170.9	7	1:37.466	171.9	
3	33	Team Motopark	🇩🇪	DEU Manuel Maldonado	🇻🇳	VEN		Dallara F320 Spiess	Team Motopark	18	29:39.016	19.596	14.709	169.5	3	1:38.192	170.6	
4	28	Team Motopark	🇩🇪	DEU Cameron Das	🇺🇸	USA		Dallara F320 Spiess	Team Motopark	18	29:43.953	24.533	4.937	169.0	9	1:38.162	170.7	
5	26	Double R	🇬🇧	GBR Louis Foster	🇬🇧	GBR		Dallara F320 HWA	Double R	18	29:48.300	28.880	4.347	168.6	9	1:38.090	170.8	
6	99	Cryptotower Racing	●	JPN Rui Andrade	🇦🇴	AGO		Dallara F320 Spiess	Cryptotower Racing	18	29:49.173	29.753	0.873	168.5	12	1:38.337	170.4	
7	6	Carlin	🇬🇧	GBR Ido Cohen	🇮🇸	ISR		Dallara F320 Spiess	Carlin	18	29:51.108	31.688	1.935	168.4	12	1:38.357	170.3	
8	25	Van Amersfoort	🇳🇱	NLD Alexandre Bardinon	🇫🇷	FRA		Dallara F320 HWA	Van Amersfoort	18	29:55.202	35.782	4.094	168.0	5	1:38.573	170.0	
9	16	Van Amersfoort	🇳🇱	NLD Andreas Estner	🇩🇪	DEU		Dallara F320 HWA	Van Amersfoort	17	29:54.285	1 Lap	1 Lap	158.7	15	1:38.029	170.9	
Rookie																		
1	4	Team Motopark	🇩🇪	DEU Niklas Krütten	🇩🇪	DEU	R	1	Dallara F320 Spiess	Team Motopark	18	29:36.129			169.8	3	1:37.808	171.3
2	31	Carlin	🇬🇧	GBR Zane Maloney	🇧🇷	BRB	R	2	Dallara F320 Spiess	Carlin	18	29:36.859	17.439	0.730	169.7	7	1:38.133	170.7
3	12	DRIVEX	🇪🇸	ESP Glenn Van Berlo	🇳🇱	NLD	R	3	Dallara F320 HWA	DRIVEX	18	29:41.025	21.605	4.166	169.3	7	1:38.225	170.6
4	34	DRIVEX	🇪🇸	ESP Rafael Villagomez	🇲🇽	MEX	R	4	Dallara F320 HWA	DRIVEX	18	29:58.522	39.102	17.497	167.7	5	1:38.590	169.9
5	8	Double R	🇬🇧	GBR Matthias Lüthen	🇩🇪	DEU	R	5	Dallara F320 HWA	Double R	18	30:19.758	1:00.338	21.236	165.7	3	1:39.194	168.9
6	15	Van Amersfoort	🇳🇱	NLD Sebastian Estner	🇩🇪	DEU	R	6	Dallara F320 HWA	Van Amersfoort	18	30:37.830	1:18.410	18.072	164.1	4	1:37.487	171.8

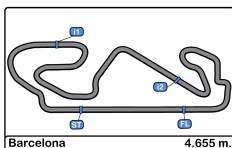
Fastest lap Yifei Ye in 1:37.154 at 172.5 Km/h in lap 6

Published at:.....

Track Temp: **29.5 °C** Air Temp: **21.4 °C** Humidity: **53 %** Track Status: **DRY**

Stewards:	Race Director:	Timekeeper: 
------------------	-----------------------	--





Circuito de Barcelona

Euroformula Open

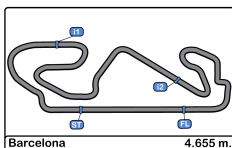
Race - 1

Provisional Classification by Driver Fastest Lap



Clas	Nº	Entrant	Nat	Driver	Nat	Cat	Clas	Chassis - Engine	Team	Laps	Best	Time	Gap	Interval	Km/h
1	20	Cryptotower Racing		Yifei Ye				Dallara F320 Spiess	Cryptotower Racing	18	6	1:37.154			172.4
2	69	Cryptotower Racing		Lukas Dunner				Dallara F320 Spiess	Cryptotower Racing	18	7	1:37.466	0.312	0.312	171.9
3	15	Van Amersfoort Racing		Sebastian Estner		R	1	Dallara F320 HWA	Van Amersfoort Racing	18	4	1:37.487	0.333	0.021	171.8
4	4	Team Motopark		Niklas Krütten		R	2	Dallara F320 Spiess	Team Motopark	18	3	1:37.808	0.654	0.321	171.3
5	16	Van Amersfoort Racing		Andreas Estner				Dallara F320 HWA	Van Amersfoort Racing	17	15	1:38.029	0.875	0.221	170.9
6	26	Double R		Louis Foster				Dallara F320 HWA	Double R	18	9	1:38.090	0.936	0.061	170.8
7	31	Carlin		Zane Maloney		R	3	Dallara F320 Spiess	Carlin	18	7	1:38.133	0.979	0.043	170.7
8	28	Team Motopark		Cameron Das				Dallara F320 Spiess	Team Motopark	18	9	1:38.162	1.008	0.029	170.7
9	33	Team Motopark		Manuel Maldonado				Dallara F320 Spiess	Team Motopark	18	3	1:38.192	1.038	0.030	170.6
10	12	DRIVEX		Glenn Van Berlo		R	4	Dallara F320 HWA	DRIVEX	18	7	1:38.225	1.071	0.033	170.6
11	99	Cryptotower Racing		Rui Andrade				Dallara F320 Spiess	Cryptotower Racing	18	12	1:38.337	1.183	0.112	170.4
12	6	Carlin		Ido Cohen				Dallara F320 Spiess	Carlin	18	12	1:38.357	1.203	0.020	170.3
13	25	Van Amersfoort Racing		Alexandre Bardinon				Dallara F320 HWA	Van Amersfoort Racing	18	5	1:38.573	1.419	0.216	170.0
14	34	DRIVEX		Rafael Villagomez		R	5	Dallara F320 HWA	DRIVEX	18	5	1:38.590	1.436	0.017	169.9
15	8	Double R		Matthias Lüthen		R	6	Dallara F320 HWA	Double R	18	3	1:39.194	2.040	0.604	168.9



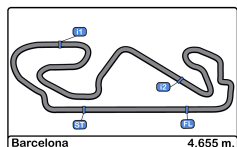


Circuito de Barcelona
Euroformula Open
Race - 1
Distance and Speed Average



Clas	Nº	Entrant	Nat	Driver	Nat	Cat	Clas	Chassis - Engine	Team	Laps	Distance	Total Time	Km/h	
1	20	Cryptotower Racing Team		Yifei Ye		CHN		Dallara F320 Spiess	Cryptotower Racing Team	18	83.79	29:19.420	171.4	
2	69	Cryptotower Racing Team		Lukas Dunner		AUT		Dallara F320 Spiess	Cryptotower Racing Team	18	83.79	29:24.307	170.9	
3	4	Team Motopark		Niklas Krütten		DEU	R	1	Dallara F320 Spiess	Team Motopark	18	83.79	29:36.129	169.8
4	31	Carlin		Zane Maloney		BRB	R	2	Dallara F320 Spiess	Carlin	18	83.79	29:36.859	169.7
5	33	Team Motopark		Manuel Maldonado		VEN		Dallara F320 Spiess	Team Motopark	18	83.79	29:39.016	169.5	
6	12	DRIVEX		Glenn Van Berlo		NLD	R	3	Dallara F320 HWA	DRIVEX	18	83.79	29:41.025	169.3
7	28	Team Motopark		Cameron Das		USA		Dallara F320 Spiess	Team Motopark	18	83.79	29:43.953	169.0	
8	26	Double R		Louis Foster		GBR		Dallara F320 HWA	Double R	18	83.79	29:48.300	168.6	
9	99	Cryptotower Racing Team		Rui Andrade		AGO		Dallara F320 Spiess	Cryptotower Racing Team	18	83.79	29:49.173	168.5	
10	6	Carlin		Ido Cohen		ISR		Dallara F320 Spiess	Carlin	18	83.79	29:51.108	168.4	
11	25	Van Amersfoort Racing		Alexandre Bardinon		FRA		Dallara F320 HWA	Van Amersfoort Racing	18	83.79	29:55.202	168.0	
12	34	DRIVEX		Rafael Villagomez		MEX	R	4	Dallara F320 HWA	DRIVEX	18	83.79	29:58.522	167.7
13	8	Double R		Matthias Lüthen		DEU	R	5	Dallara F320 HWA	Double R	18	83.79	30:19.758	165.7
14	15	Van Amersfoort Racing		Sebastian Estner		DEU	R	6	Dallara F320 HWA	Van Amersfoort Racing	18	83.79	30:37.830	164.1
15	16	Van Amersfoort Racing		Andreas Estner		DEU		Dallara F320 HWA	Van Amersfoort Racing	17	79.13	29:54.285	158.7	





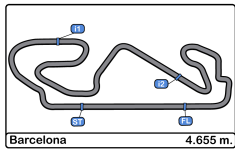
Circuit de Barcelona
Euroformula Open
Race - 1
Lap Analysis



4 Niklas Krütten							8							
Dallara F320 Spiess							Matthias Lüthen							
Team Motopark							Dallara F320 HWA							
Lap	D	Time	Sector 1	Sector 2	Sector 3	T. Spd	Lap	D	Time	Sector 1	Sector 2	Sector 3	T. Spd	Elapsed
1		1:43.574	33.469	37.587	32.518	213.0	1		1:49.992	37.062	39.327	33.603	220.4	1:49.992
2		1:38.263	29.231	36.768	32.264	233.2	2		1:40.028	29.225	37.787	33.016	238.9	3:30.020
3		1:37.808	28.996	36.685	32.127	234.7	3		1:39.194	28.992	37.383	32.819	237.3	5:09.214
4		1:37.998	28.950	36.816	32.232	235.8	4		1:40.993	29.820	38.120	33.053	236.3	6:50.207
5		1:38.350	29.003	36.961	32.386	235.8	5		1:39.392	29.032	37.480	32.880	237.8	8:29.599
6		1:38.180	28.910	36.896	32.374	237.3	6		1:39.733	29.129	37.453	33.151	236.8	10:09.332
7		1:38.254	28.995	36.918	32.341	235.2	7		1:39.538	29.146	37.514	32.878	236.8	11:48.870
8		1:38.191	28.985	36.854	32.352	234.7	8		1:39.881	29.155	37.694	33.032	237.8	13:28.751
9		1:38.214	29.013	36.896	32.305	234.2	9		1:40.007	29.195	37.355	33.457	237.3	15:08.758
10		1:38.444	29.025	36.959	32.460	235.2	10		1:40.382	29.373	37.875	33.134	235.8	16:49.140
11		1:38.512	29.064	37.030	32.418	234.7	11		1:41.140	29.296	38.260	33.584	235.2	18:30.280
12		1:38.329	29.042	36.910	32.377	233.2	12		1:40.703	29.314	38.111	33.278	234.2	20:10.983
13		1:38.626	29.047	37.071	32.508	233.2	13		1:40.636	29.288	37.872	33.476	234.7	21:51.619
14		1:38.530	29.113	36.910	32.507	234.2	14		1:41.023	29.391	37.924	33.708	235.2	23:32.642
15		1:38.977	29.110	37.363	32.504	234.2	15		1:41.249	29.333	38.183	33.733	234.7	25:13.891
16		1:38.565	29.071	37.087	32.407	234.2	16		1:41.839	29.617	38.389	33.833	234.2	26:55.730
17		1:38.583	29.043	36.964	32.576	234.2	17		1:41.449	29.397	38.213	33.839	234.7	28:37.179
18		1:38.731	29.053	37.028	32.650	234.7	18		1:42.579	29.658	38.772	34.149	235.2	30:19.758

6 Ido Cohen							12							
Dallara F320 Spiess							Glenn Van Berlo							
Carllin							DRIVEX							
Lap	D	Time	Sector 1	Sector 2	Sector 3	T. Spd	Lap	D	Time	Sector 1	Sector 2	Sector 3	T. Spd	Elapsed
1		1:48.943	36.249	39.170	33.524	215.5	1		1:46.054	34.998	38.043	33.013	216.4	1:46.054
2		1:39.555	28.918	37.369	33.268	240.5	2		1:38.751	29.179	36.964	32.608	237.3	3:24.805
3		1:39.003	28.908	37.257	32.838	239.4	3		1:38.347	29.053	36.930	32.364	236.8	5:03.152
4		1:38.477	28.756	37.004	32.717	238.9	4		1:38.502	29.011	37.058	32.433	237.3	6:41.654
5		1:38.665	28.598	37.143	32.924	241.6	5		1:38.471	29.017	36.932	32.522	236.8	8:20.125
6		1:38.619	28.701	37.173	32.745	242.6	6		1:38.435	28.922	37.145	32.368	237.8	9:58.560
7		1:39.490	28.837	37.438	33.215	240.0	7		1:38.225	28.930	36.884	32.411	236.8	11:36.785
8		1:40.817	30.029	37.891	32.897	244.8	8		1:38.248	28.981	36.930	32.337	237.3	13:15.033
9		1:38.845	28.815	37.143	32.887	240.0	9		1:38.235	28.928	36.828	32.479	237.3	14:53.268
10		1:38.466	28.784	36.925	32.757	239.4	10		1:38.572	28.960	37.082	32.530	238.4	16:31.840
11		1:38.749	28.762	37.202	32.785	238.9	11		1:38.515	28.958	36.853	32.704	238.4	18:10.355
12		1:38.357	28.738	36.904	32.715	240.0	12		1:38.619	28.919	36.980	32.720	238.4	19:48.974
13		1:38.577	28.719	37.010	32.848	240.0	13		1:38.433	28.879	36.931	32.623	237.8	21:27.407
14		1:38.828	28.655	37.157	33.016	239.4	14		1:38.547	28.917	37.072	32.558	238.4	23:05.954
15		1:38.723	28.700	37.199	32.824	239.4	15		1:38.879	28.894	37.267	32.718	238.4	24:44.833
16		1:38.622	28.739	37.003	32.880	240.5	16		1:38.768	28.991	37.102	32.675	237.3	26:23.601
17		1:38.778	28.753	36.960	33.065	239.4	17		1:38.764	28.937	37.077	32.750	236.8	28:02.365
18		1:39.594	29.002	37.388	33.204	240.0	18		1:38.660	28.932	37.093	32.635	237.3	29:41.025





Circuit de Barcelona
Euroformula Open
Race - 1
Lap Analysis



15

Sebastian Estner

Dallara F320 HWA

20

Yifei Ye

Dallara F320 Spiess

R

Van Amersfoort Racing

Cryptotower Racing Team

Lap	D	Time	Sector 1	Sector 2	Sector 3	T. Spd	Elapsed	Lap	D	Time	Sector 1	Sector 2	Sector 3	T. Spd	Elapsed
1		2:00.392 P	37.883	41.657	40.852	217.3	2:00.392	1		1:41.457	32.441	36.814	32.202	208.0	1:41.457
2		2:29.094	1:19.565	37.096	32.433	187.1	4:29.486	2		1:37.576	29.053	36.542	31.981	233.2	3:19.033
3		1:38.071	29.177	36.588	32.306	233.7	6:07.557	3		1:37.416	28.877	36.464	32.075	234.2	4:56.449
4		1:37.487	28.907	36.500	32.080	234.7	7:45.044	4		1:37.617	28.769	36.625	32.223	236.8	6:34.066
5		1:38.043	28.865	36.597	32.581	235.8	9:23.087	5		1:37.566	28.834	36.701	32.031	237.8	8:11.632
6		1:37.633	28.880	36.570	32.183	234.7	11:00.720	6		1:37.154	28.785	36.486	31.883	235.2	9:48.786
7		1:38.009	28.903	36.834	32.272	235.2	12:38.729	7		1:37.517	28.808	36.580	32.129	235.2	11:26.303
8		1:37.694	28.991	36.611	32.092	235.2	14:16.423	8		1:37.519	28.840	36.605	32.074	234.2	13:03.822
9		1:37.536	28.810	36.422	32.304	235.8	15:53.959	9		1:37.407	28.840	36.505	32.062	233.2	14:41.229
10		1:38.183	28.781	36.912	32.490	235.2	17:32.142	10		1:37.513	28.842	36.483	32.188	234.7	16:18.742
11		1:38.024	28.830	36.777	32.417	234.2	19:10.166	11		1:37.638	28.810	36.680	32.148	234.7	17:56.380
12		1:38.190	28.869	36.690	32.631	234.2	20:48.356	12		1:37.598	28.799	36.544	32.255	233.7	19:33.978
13		1:38.004	28.847	36.678	32.479	235.2	22:26.360	13		1:37.609	28.805	36.585	32.219	234.2	21:11.587
14		1:37.795	28.787	36.652	32.356	235.2	24:04.155	14		1:37.635	28.785	36.583	32.267	235.2	22:49.222
15		1:38.501	28.834	37.142	32.525	235.8	25:42.656	15		1:37.568	28.774	36.606	32.188	235.2	24:26.790
16		1:38.146	28.795	36.693	32.658	235.8	27:20.802	16		1:37.365	28.705	36.474	32.186	235.8	26:04.155
17		1:38.846	28.769	36.643	33.434	235.8	28:59.648	17		1:37.602	28.766	36.565	32.271	234.2	27:41.757
18		1:38.182	28.735	36.767	32.680	236.3	30:37.830	18		1:37.663	28.704	36.670	32.289	235.8	29:19.420

16

Andreas Estner

Dallara F320 HWA

25

Alexandre Bardinon

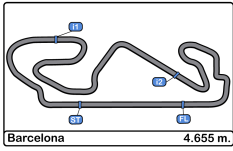
Dallara F320 HWA

Van Amersfoort Racing

Van Amersfoort Racing

Lap	D	Time	Sector 1	Sector 2	Sector 3	T. Spd	Elapsed	Lap	D	Time	Sector 1	Sector 2	Sector 3	T. Spd	Elapsed
1		2:23.502 P	38.852	51.733	52.917	209.3	2:23.502	1		1:47.941	35.410	38.656	33.875	214.7	1:47.941
2		2:30.984	1:20.164	38.279	32.541	172.5	4:54.486	2		1:39.286	29.154	37.421	32.711	238.4	3:27.227
3		1:38.407	29.262	36.808	32.337	231.2	6:32.893	3		1:38.754	28.966	37.011	32.777	237.3	5:05.981
4		1:42.047	30.102	39.348	32.597	232.7	8:14.940	4		1:38.849	28.934	37.251	32.664	237.8	6:44.830
5		1:40.506	30.862	37.030	32.614	236.3	9:55.446	5		1:38.573	28.881	37.061	32.631	238.9	8:23.403
6		1:38.055	28.901	36.669	32.485	237.8	11:33.501	6		1:38.965	28.963	37.086	32.916	238.4	10:02.368
7		1:46.065	28.843	40.462	36.760	239.4	13:19.566	7		1:39.964	29.160	37.169	33.635	237.8	11:42.332
8		1:38.722	29.080	36.933	32.709	237.3	14:58.288	8		1:42.362	31.066	38.274	33.022	236.3	13:24.694
9		1:38.187	28.989	36.760	32.438	237.3	16:36.475	9		1:39.206	28.902	37.248	33.056	239.4	15:03.900
10		1:38.093	28.914	36.759	32.420	236.3	18:14.568	10		1:38.802	28.892	37.100	32.810	237.8	16:42.702
11		1:38.534	28.879	37.089	32.566	235.8	19:53.102	11		1:38.925	28.843	37.275	32.807	237.8	18:21.627
12		1:38.256	28.858	36.795	32.603	236.3	21:31.358	12		1:38.593	28.839	36.993	32.761	237.8	20:00.220
13		1:40.021	28.760	37.950	33.311	238.4	23:11.379	13		1:38.687	28.853	37.090	32.744	238.9	21:38.907
14		1:38.205	28.888	36.736	32.581	237.3	24:49.584	14		1:39.156	28.960	37.395	32.801	237.3	23:18.063
15		1:38.029	28.871	36.672	32.486	237.8	26:27.613	15		1:39.243	28.932	37.286	33.025	238.9	24:57.306
16		1:38.532	28.812	36.995	32.725	237.3	28:06.145	16		1:39.751	28.825	37.766	33.160	238.4	26:37.057
17		1:46.140 P	28.703	38.361	39.076	238.9	29:52.285	17		1:39.038	28.934	37.230	32.874	237.8	28:16.095
								18		1:39.107	28.953	37.226	32.928	238.9	29:55.202





Circuit de Barcelona
Euroformula Open
Race - 1
Lap Analysis



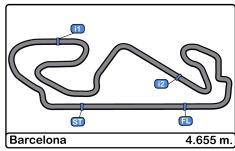
26 Louis Foster Dallara F320 HWA 31 Zane Maloney Dallara F320 Spiess

Double R							R								
Lap	D	Time	Sector 1	Sector 2	Sector 3	T. Spd	Elapsed	Lap	D	Time	Sector 1	Sector 2	Sector 3	T. Spd	Elapsed
1		1:47.160	35.605	38.684	32.871	217.3	1:47.160	1		1:44.249	33.845	37.781	32.623	212.1	1:44.249
2		1:38.695	29.098	37.112	32.485	238.4	3:25.855	2		1:38.530	29.089	36.917	32.524	238.4	3:22.779
3		1:38.443	28.835	37.032	32.576	240.5	5:04.298	3		1:38.214	28.970	36.844	32.400	237.3	5:00.993
4		1:38.898	28.931	37.312	32.655	243.7	6:43.196	4		1:39.064	29.470	37.141	32.453	237.8	6:40.057
5		1:38.285	28.719	36.952	32.614	240.0	8:21.481	5		1:38.385	29.065	36.971	32.349	237.3	8:18.442
6		1:38.364	28.620	37.046	32.698	240.0	9:59.845	6		1:38.258	28.962	36.954	32.342	237.8	9:56.700
7		1:38.531	28.685	37.118	32.728	241.6	11:38.376	7		1:38.133	28.888	36.840	32.405	238.9	11:34.833
8		1:38.577	28.728	37.208	32.641	241.6	13:16.953	8		1:38.259	28.865	36.904	32.490	240.5	13:13.092
9		1:38.090	28.703	36.876	32.511	239.4	14:55.043	9		1:38.195	28.926	36.803	32.466	237.8	14:51.287
10		1:38.234	28.672	36.939	32.623	240.5	16:33.277	10		1:38.460	28.989	36.895	32.576	237.8	16:29.747
11		1:38.528	28.654	37.159	32.715	241.6	18:11.805	11		1:38.354	28.988	36.914	32.452	237.8	18:08.101
12		1:38.327	28.704	36.944	32.679	239.4	19:50.132	12		1:38.341	28.960	36.932	32.449	236.8	19:46.442
13		1:38.856	28.654	37.118	33.084	240.5	21:28.988	13		1:38.192	28.886	36.843	32.463	237.3	21:24.634
14		1:38.280	28.702	36.991	32.587	239.4	23:07.268	14		1:38.327	28.943	36.927	32.457	238.4	23:02.961
15		1:38.375	28.658	36.934	32.783	239.4	24:45.643	15		1:38.454	28.918	36.990	32.546	238.9	24:41.415
16		1:38.539	28.605	37.047	32.887	240.5	26:24.182	16		1:38.615	28.845	37.101	32.669	240.5	26:20.030
17		1:38.874	28.623	37.078	33.173	242.1	28:03.056	17		1:38.332	28.866	36.876	32.590	240.0	27:58.362
18		1:45.244	34.610	37.541	33.093	242.6	29:48.300	18		1:38.497	28.797	37.055	32.645	240.0	29:36.859

28 Cameron Das Dallara F320 Spiess 33 Manuel Maldonado Dallara F320 Spiess

Team Motopark							Team Motopark								
Lap	D	Time	Sector 1	Sector 2	Sector 3	T. Spd	Elapsed	Lap	D	Time	Sector 1	Sector 2	Sector 3	T. Spd	Elapsed
1		1:46.416	35.129	38.415	32.872	206.8	1:46.416	1		1:45.420	34.790	37.965	32.665	210.1	1:45.420
2		1:38.802	29.142	37.222	32.438	240.5	3:25.218	2		1:38.492	29.013	36.987	32.492	236.3	3:23.912
3		1:38.631	28.880	37.092	32.659	240.5	5:03.849	3		1:38.192	28.984	36.796	32.412	236.3	5:02.104
4		1:38.478	29.041	36.872	32.565	237.3	6:42.327	4		1:38.487	28.972	36.939	32.576	237.3	6:40.591
5		1:38.346	28.742	37.023	32.581	238.9	8:20.673	5		1:38.508	28.864	37.123	32.521	240.0	8:19.099
6		1:38.553	28.798	37.203	32.552	241.0	9:59.226	6		1:38.287	28.746	36.970	32.571	239.4	9:57.386
7		1:38.446	28.746	37.241	32.459	238.9	11:37.672	7		1:38.255	28.726	36.996	32.533	238.9	11:35.641
8		1:38.299	28.778	36.956	32.565	238.9	13:15.971	8		1:38.352	28.725	37.001	32.626	238.4	13:13.993
9		1:38.162	28.774	36.910	32.478	237.8	14:54.133	9		1:38.350	28.723	36.995	32.632	235.2	14:52.343
10		1:38.595	28.825	37.033	32.737	238.4	16:32.728	10		1:38.807	28.971	37.070	32.766	237.8	16:31.150
11		1:38.276	28.838	36.864	32.574	239.4	18:11.004	11		1:38.568	28.935	37.023	32.610	235.8	18:09.718
12		1:38.446	28.758	37.002	32.686	239.4	19:49.450	12		1:38.522	28.880	36.929	32.713	235.2	19:48.240
13		1:40.283	28.824	37.349	34.110	240.5	21:29.733	13		1:38.370	28.876	36.886	32.608	236.8	21:26.610
14		1:38.517	28.837	37.038	32.642	238.9	23:08.250	14		1:38.483	28.886	36.960	32.637	236.8	23:05.093
15		1:38.823	28.920	37.192	32.711	239.4	24:47.073	15		1:38.511	28.838	37.015	32.658	236.8	24:43.604
16		1:38.575	28.787	37.024	32.764	237.3	26:25.648	16		1:38.420	28.877	36.962	32.581	236.8	26:22.024
17		1:38.545	28.822	36.938	32.785	236.8	28:04.193	17		1:38.439	28.818	36.975	32.646	236.8	28:00.463
18		1:39.760	29.483	37.669	32.608	238.9	29:43.953	18		1:38.553	28.771	37.012	32.770	237.8	29:39.016





Circuit de Barcelona
Euroformula Open
Race - 1
Lap Analysis



34

Rafael Villagomez

Dallara F320 HWA

99

Rui Andrade

Dallara F320 Spiess

R

DRIVEX

Cryptotower Racing Team

Lap	D	Time	Sector 1	Sector 2	Sector 3	T. Spd	Elapsed	Lap	D	Time	Sector 1	Sector 2	Sector 3	T. Spd	Elapsed
1		1:49.406	36.689	39.105	33.612	227.3	1:49.406	1		1:48.504	35.461	39.684	33.359	218.1	1:48.504
2		1:39.593	29.323	37.209	33.061	240.0	3:28.999	2		1:39.302	29.086	37.314	32.902	236.3	3:27.806
3		1:40.853	28.878	39.017	32.958	244.3	5:09.852	3		1:38.609	28.915	37.051	32.643	240.0	5:06.415
4		1:39.009	29.065	37.254	32.690	241.0	6:48.861	4		1:38.936	28.899	37.311	32.726	240.0	6:45.351
5		1:38.590	28.869	37.045	32.676	240.5	8:27.451	5		1:38.673	28.874	37.097	32.702	238.9	8:24.024
6		1:38.714	28.914	37.178	32.622	238.9	10:06.165	6		1:38.590	28.833	37.149	32.608	238.9	10:02.614
7		1:40.869	28.900	38.844	33.125	241.6	11:47.034	7		1:39.859	29.277	37.278	33.304	242.6	11:42.473
8		1:39.243	29.308	37.183	32.752	240.5	13:26.277	8		1:40.071	30.235	37.387	32.449	236.3	13:22.544
9		1:38.796	28.921	37.033	32.842	240.0	15:05.073	9		1:38.444	28.853	36.937	32.654	236.3	15:00.988
10		1:38.737	28.850	37.194	32.693	241.6	16:43.810	10		1:38.585	28.876	36.947	32.762	236.8	16:39.573
11		1:39.189	28.824	37.066	33.299	243.2	18:22.999	11		1:39.115	29.110	37.334	32.671	235.8	18:18.688
12		1:40.199	30.217	37.186	32.796	239.4	20:03.198	12		1:38.337	28.841	36.905	32.591	235.2	19:57.025
13		1:39.124	28.925	37.097	33.102	237.3	21:42.322	13		1:38.530	28.783	37.055	32.692	234.7	21:35.555
14		1:39.386	29.075	37.249	33.062	240.0	23:21.708	14		1:38.460	28.819	37.033	32.608	235.2	23:14.015
15		1:39.204	28.966	37.175	33.063	237.3	25:00.912	15		1:39.042	29.380	37.011	32.651	235.8	24:53.057
16		1:38.888	28.938	37.017	32.933	237.8	26:39.800	16		1:38.451	28.857	36.992	32.602	234.7	26:31.508
17		1:38.766	28.889	36.931	32.946	238.4	28:18.566	17		1:38.570	28.900	36.959	32.711	236.3	28:10.078
18		1:39.956	28.800	37.843	33.313	240.0	29:58.522	18		1:39.095	28.960	37.182	32.953	235.8	29:49.173

69

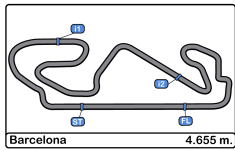
Lukas Dunner

Dallara F320 Spiess

Cryptotower Racing Team

Lap	D	Time	Sector 1	Sector 2	Sector 3	T. Spd	Elapsed
1		1:42.313	33.058	37.034	32.221	207.2	1:42.313
2		1:37.789	28.917	36.649	32.223	236.3	3:20.102
3		1:37.614	28.835	36.565	32.214	236.3	4:57.716
4		1:37.693	28.851	36.554	32.288	237.8	6:35.409
5		1:37.941	28.714	36.994	32.233	237.8	8:13.350
6		1:37.863	28.919	36.783	32.161	236.8	9:51.213
7		1:37.466	28.778	36.590	32.098	236.8	11:28.679
8		1:37.688	28.817	36.637	32.234	236.3	13:06.367
9		1:37.718	28.732	36.753	32.233	236.8	14:44.085
10		1:37.746	28.817	36.649	32.280	236.8	16:21.831
11		1:37.597	28.798	36.612	32.187	235.8	17:59.428
12		1:37.987	28.792	36.753	32.442	235.8	19:37.415
13		1:37.790	28.832	36.686	32.272	235.8	21:15.205
14		1:37.823	28.898	36.632	32.293	236.3	22:53.028
15		1:37.719	28.788	36.645	32.286	236.8	24:30.747
16		1:37.662	28.690	36.692	32.280	236.8	26:08.409
17		1:37.827	28.756	36.733	32.338	235.8	27:46.236
18		1:38.071	28.772	36.740	32.559	236.8	29:24.307



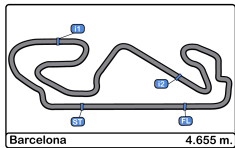


Circuit de Barcelona
Euroformula Open
Race - 1
Analysis by Lap



Num	Lap Time	Gap	Num	Lap Time	Gap	Num	Lap Time	Gap	Num	Lap Time	Gap	Num	Lap Time	Gap
Lap 1			12	1:38.347	06.703	34	1:38.590	15.819	Lap 8			12	1:38.572	13.098
20	1:41.457		28	1:38.631	07.400	8	1:39.392	17.967	20	1:37.519		28	1:38.595	13.986
69	1:42.313	00.856	26	1:38.443	07.849	15	1:38.043	1:11.455	69	1:37.688	02.545	26	1:38.234	14.535
4	1:43.574	02.117	25	1:38.754	09.532	Num Lap Time Gap			4	1:38.191	06.796	16	1:38.187	1 Lap
31	1:44.249	02.792	99	1:38.609	09.966	Lap 6			31	1:38.259	09.270	99	1:38.585	20.831
33	1:45.420	03.963	6	1:39.003	11.052	20	1:37.154		33	1:38.352	10.171	6	1:38.466	22.138
12	1:46.054	04.597	8	1:39.194	12.765	69	1:37.863	02.427	12	1:38.248	11.211	25	1:38.802	23.960
28	1:46.416	04.959	34	1:40.853	13.403	4	1:38.180	05.387	28	1:38.299	12.149	34	1:38.737	25.068
26	1:47.160	05.703	15	1:38.071	1:11.108	16	1:40.506	1 Lap	26	1:38.577	13.131	8	1:40.382	30.398
25	1:47.941	06.484	16	1:38.407	1:36.444	31	1:38.258	07.914	16	1:46.065	1 Lap	15	1:38.183	1:13.400
99	1:48.504	07.047	Num Lap Time Gap			33	1:38.287	08.600	99	1:40.071	18.722	Num Lap Time Gap		
6	1:48.943	07.486	Lap 4			12	1:38.435	09.774	6	1:40.817	19.747	Lap 11		
34	1:49.406	07.949	20	1:37.617		28	1:38.553	10.440	25	1:42.362	20.872	20	1:37.638	
8	1:49.992	08.535	69	1:37.693	01.343	26	1:38.364	11.059	34	1:39.243	22.455	69	1:37.597	03.048
15	2:00.392	18.935	4	1:37.998	03.577	25	1:38.965	13.582	8	1:39.881	24.929	4	1:38.512	09.408
16	2:23.502	42.045	31	1:39.064	05.991	99	1:38.590	13.828	15	1:37.694	1:12.601	31	1:38.354	11.721
Num Lap Time Gap			33	1:38.487	06.525	6	1:38.619	14.476	Num Lap Time Gap			33	1:38.568	13.338
Lap 2			12	1:38.502	07.588	34	1:38.714	17.379	Lap 9			12	1:38.515	13.975
20	1:37.576		28	1:38.478	08.261	8	1:39.733	20.546	20	1:37.407		28	1:38.276	14.624
69	1:37.789	01.069	26	1:38.898	09.130	15	1:37.633	1:11.934	69	1:37.718	02.856	26	1:38.528	15.425
4	1:38.263	02.804	25	1:38.849	10.764	Num Lap Time Gap			4	1:38.214	07.603	16	1:38.093	1 Lap
31	1:38.530	03.746	99	1:38.936	11.285	Lap 7			31	1:38.195	10.058	99	1:39.115	22.308
33	1:38.492	04.879	6	1:38.477	11.912	20	1:37.517		33	1:38.350	11.114	6	1:38.749	23.249
12	1:38.751	05.772	34	1:39.009	14.795	69	1:37.466	02.376	12	1:38.235	12.039	25	1:38.925	25.247
28	1:38.802	06.185	8	1:40.993	16.141	4	1:38.254	06.124	28	1:38.162	12.904	34	1:39.189	26.619
26	1:38.695	06.822	15	1:37.487	1:10.978	16	1:38.055	1 Lap	26	1:38.090	13.814	8	1:41.140	33.900
25	1:39.286	08.194	Num Lap Time Gap			31	1:38.133	08.530	16	1:38.722	1 Lap	15	1:38.024	1:13.786
99	1:39.302	08.773	Lap 5			33	1:38.255	09.338	99	1:38.444	19.759	Num Lap Time Gap		
6	1:39.555	09.465	20	1:37.566		12	1:38.225	10.482	6	1:38.845	21.185	Lap 12		
34	1:39.593	09.966	69	1:37.941	01.718	28	1:38.446	11.369	25	1:39.206	22.671	20	1:37.598	
8	1:40.028	10.987	16	1:42.047	1 Lap	26	1:38.531	12.073	34	1:38.796	23.844	69	1:37.987	03.437
15	2:29.094	1:10.453	4	1:38.350	04.361	25	1:39.964	16.029	8	1:40.007	27.529	4	1:38.329	10.139
16	2:30.984	1:35.453	31	1:38.385	06.810	99	1:39.859	16.170	15	1:37.536	1:12.730	31	1:38.341	12.464
Num Lap Time Gap			33	1:38.508	07.467	6	1:39.490	16.449	Num Lap Time Gap			33	1:38.522	14.262
Lap 3			12	1:38.471	08.493	34	1:40.869	20.731	Lap 10			12	1:38.619	14.996
20	1:37.416		28	1:38.346	09.041	8	1:39.538	22.567	20	1:37.513		28	1:38.446	15.472
69	1:37.614	01.267	26	1:38.285	09.849	15	1:38.009	1:12.426	69	1:37.746	03.089	26	1:38.327	16.154
4	1:37.808	03.196	25	1:38.573	11.771				4	1:38.444	08.534	16	1:38.534	1 Lap
31	1:38.214	04.544	99	1:38.673	12.392				31	1:38.460	11.005	99	1:38.337	23.047
33	1:38.192	05.655	6	1:38.665	13.011				33	1:38.807	12.408	6	1:38.357	24.008





Circuit de Barcelona
Euroformula Open
Race - 1
Analysis by Lap



Num	Lap Time	Gap
25	1:38.593	26.242
34	1:40.199	29.220
8	1:40.703	37.005
15	1:38.190	1:14.378

Lap 13

20	1:37.609	
69	1:37.790	03.618
4	1:38.626	11.156
31	1:38.192	13.047
33	1:38.370	15.023
12	1:38.433	15.820
26	1:38.856	17.401
28	1:40.283	18.146
16	1:38.256	1 Lap
99	1:38.530	23.968
6	1:38.577	24.976
25	1:38.687	27.320
34	1:39.124	30.735
8	1:40.636	40.032
15	1:38.004	1:14.773

Lap 14

20	1:37.635	
69	1:37.823	03.806
4	1:38.530	12.051
31	1:38.327	13.739
33	1:38.483	15.871
12	1:38.547	16.732
26	1:38.280	18.046
28	1:38.517	19.028
16	1:40.021	1 Lap
99	1:38.460	24.793
6	1:38.828	26.169
25	1:39.156	28.841
34	1:39.386	32.486
8	1:41.023	43.420
15	1:37.795	1:14.933

Lap 15

20	1:37.568	
69	1:37.719	03.957
4	1:38.977	13.460
31	1:38.454	14.625
33	1:38.511	16.814
12	1:38.879	18.043
26	1:38.375	18.853
28	1:38.823	20.283
16	1:38.205	1 Lap
99	1:39.042	26.267
6	1:38.723	27.324
25	1:39.243	30.516
34	1:39.204	34.122
8	1:41.249	47.101
15	1:38.501	1:15.866

Lap 16

20	1:37.365	
69	1:37.662	04.254
4	1:38.565	14.660
31	1:38.615	15.875
33	1:38.420	17.869
12	1:38.768	19.446
26	1:38.539	20.027
28	1:38.575	21.493
16	1:38.029	1 Lap
99	1:38.451	27.353
6	1:38.622	28.581
25	1:39.751	32.902
34	1:38.888	35.645
8	1:41.839	51.575
15	1:38.146	1:16.647

Lap 17

20	1:37.602	
69	1:37.827	04.479
4	1:38.583	15.641
31	1:38.332	16.605
33	1:38.439	18.706

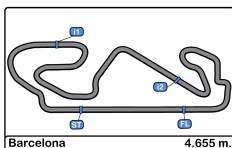
Lap 18

20	1:37.663	
69	1:38.071	04.887
4	1:38.731	16.709
31	1:38.497	17.439
33	1:38.553	19.596
12	1:38.660	21.605
28	1:39.760	24.533
26	1:45.244	28.880
99	1:39.095	29.753
6	1:39.594	31.688
16	1:46.140	1 Lap
25	1:39.107	35.782
34	1:39.956	39.102
8	1:42.579	1:00.338
15	1:38.182	1:18.410

Lap 19

12	1:38.764	20.608
26	1:38.874	21.299
28	1:38.545	22.436
16	1:38.532	1 Lap
99	1:38.570	28.321
6	1:38.778	29.757
25	1:39.038	34.338
34	1:38.766	36.809
8	1:41.449	55.422
15	1:38.846	1:17.891



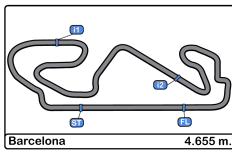


Circuito de Barcelona
Euroformula Open
Race - 1
Best Sectors Results



Sector - 1				Sector - 2				Sector - 3				Ideal Lap vs Best Lap				
Clas	Nº	Driver	Time	Nº	Driver	Time	Nº	Driver	Time	Clas	Nº	Driver	Ideal Lap	Best Lap	Clas	
1	6	Ido Cohen	28.598	15	Sebastian Estner	36.422	20	Yifei Ye	31.883	1	20	Yifei Ye	1:37.051	1:37.154	1	
2	26	Louis Foster	28.605	20	Yifei Ye	36.464	15	Sebastian Estner	32.080	2	15	Sebastian Estner	1:37.237	1:37.487	3	
3	69	Lukas Dunner	28.690	69	Lukas Dunner	36.554	69	Lukas Dunner	32.098	3	69	Lukas Dunner	1:37.342	1:37.466	2	
4	16	Andreas Estner	28.703	16	Andreas Estner	36.669	4	Niklas Krütten	32.127	4	16	Andreas Estner	1:37.709	1:38.029	5	
5	20	Yifei Ye	28.704	4	Niklas Krütten	36.685	16	Andreas Estner	32.337	5	4	Niklas Krütten	1:37.722	1:37.808	4	
6	33	Manuel Maldonado	28.723	33	Manuel Maldonado	36.796	12	Glenn Van Berlo	32.337	6	33	Manuel Maldonado	1:37.931	1:38.192	9	
7	15	Sebastian Estner	28.735	31	Zane Maloney	36.803	31	Zane Maloney	32.342	7	31	Zane Maloney	1:37.942	1:38.133	7	
8	28	Cameron Das	28.742	12	Glenn Van Berlo	36.828	33	Manuel Maldonado	32.412	8	26	Louis Foster	1:37.966	1:38.090	6	
9	99	Rui Andrade	28.783	28	Cameron Das	36.864	28	Cameron Das	32.438	9	28	Cameron Das	1:38.044	1:38.162	8	
10	31	Zane Maloney	28.797	26	Louis Foster	36.876	99	Rui Andrade	32.449	10	12	Glenn Van Berlo	1:38.044	1:38.225	10	
11	34	Rafael Villagomez	28.800	6	Ido Cohen	36.904	26	Louis Foster	32.485	11	99	Rui Andrade	1:38.137	1:38.337	11	
12	25	Alexandre Bardinon	28.825	99	Rui Andrade	36.905	34	Rafael Villagomez	32.622	12	6	Ido Cohen	1:38.217	1:38.357	12	
13	12	Glenn Van Berlo	28.879	34	Rafael Villagomez	36.931	25	Alexandre Bardinon	32.631	13	34	Rafael Villagomez	1:38.353	1:38.590	14	
14	4	Niklas Krütten	28.910	25	Alexandre Bardinon	36.993	6	Ido Cohen	32.715	14	25	Alexandre Bardinon	1:38.449	1:38.573	13	
15	8	Matthias Lüthen	28.992	8	Matthias Lüthen	37.355	8	Matthias Lüthen	32.819	15	8	Matthias Lüthen	1:39.166	1:39.194	15	



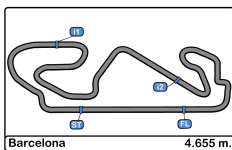


Circuit de Barcelona
 Euroformula Open
 Race - 1
 Leader Sequence



Nº	Entrant	Nat	Driver	Nat	Cat	Chassis	Team	Start Lap	End Lap	Laps	Total Laps
20	Cryptotower Racing	CHN	Yifei Ye	CHN		Dallara F320 Spiess	Cryptotower Racing	1	18	18	18



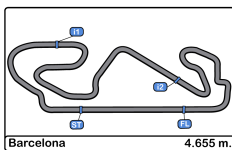


Circuito de Barcelona
Euroformula Open
Race - 1
Best 5 Lap Times



Cls	Nº	Entrant	Nat	Driver	Nat	Cat	Cls	Chassis - Engine	Team	Best 1		Best 2		Best 3		Best 4		Best 5	
										Time	Lap	Time	Lap	Time	Lap	Time	Lap	Time	Lap
1	20	Cryptotower Racing		Yifei Ye				Dallara F320 Spiess	Cryptotower Racing	1:37.154	6	1:37.365	16	1:37.407	9	1:37.416	3	1:37.513	10
2	69	Cryptotower Racing		Lukas Dunner				Dallara F320 Spiess	Cryptotower Racing	1:37.466	7	1:37.597	11	1:37.614	3	1:37.662	16	1:37.688	8
3	15	Van Amersfoort Racing		Sebastian Estner		R	1	Dallara F320 HWA	Van Amersfoort Racing	1:37.487	4	1:37.536	9	1:37.633	6	1:37.694	8	1:37.795	14
4	4	Team Motopark		Niklas Krütten		R	2	Dallara F320 Spiess	Team Motopark	1:37.808	3	1:37.998	4	1:38.180	6	1:38.191	8	1:38.214	9
5	16	Van Amersfoort Racing		Andreas Estner				Dallara F320 HWA	Van Amersfoort Racing	1:38.029	15	1:38.055	6	1:38.093	10	1:38.187	9	1:38.205	14
6	26	Double R		Louis Foster				Dallara F320 HWA	Double R	1:38.090	9	1:38.234	10	1:38.280	14	1:38.285	5	1:38.327	12
7	31	Carlin		Zane Maloney		R	3	Dallara F320 Spiess	Carlin	1:38.133	7	1:38.192	13	1:38.195	9	1:38.214	3	1:38.258	6
8	28	Team Motopark		Cameron Das				Dallara F320 Spiess	Team Motopark	1:38.162	9	1:38.276	11	1:38.299	8	1:38.346	5	1:38.446	7
9	33	Team Motopark		Manuel Maldonado				Dallara F320 Spiess	Team Motopark	1:38.192	3	1:38.255	7	1:38.287	6	1:38.350	9	1:38.352	8
10	12	DRIVEX		Glenn Van Berlo		R	4	Dallara F320 HWA	DRIVEX	1:38.225	7	1:38.235	9	1:38.248	8	1:38.347	3	1:38.433	13
11	99	Cryptotower Racing		Rui Andrade				Dallara F320 Spiess	Cryptotower Racing	1:38.337	12	1:38.444	9	1:38.451	16	1:38.460	14	1:38.530	13
12	6	Carlin		Ido Cohen				Dallara F320 Spiess	Carlin	1:38.357	12	1:38.466	10	1:38.477	4	1:38.577	13	1:38.619	6
13	25	Van Amersfoort Racing		Alexandre Bardinon				Dallara F320 HWA	Van Amersfoort Racing	1:38.573	5	1:38.593	12	1:38.687	13	1:38.754	3	1:38.802	10
14	34	DRIVEX		Rafael Villagomez		R	5	Dallara F320 HWA	DRIVEX	1:38.590	5	1:38.714	6	1:38.737	10	1:38.766	17	1:38.796	9
15	8	Double R		Matthias Lüthen		R	6	Dallara F320 HWA	Double R	1:39.194	3	1:39.392	5	1:39.538	7	1:39.733	6	1:39.881	8



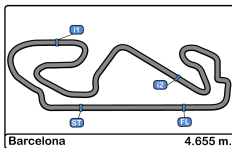


Circuito de Barcelona
Euroformula Open
Race - 1
Best 5 Top Speeds



Cls	Nº	Entrant	Nat	Driver	Nat	Cat	Cls	Chassis - Engine	Team	Top 1		Top 2		Top 3		Top 4		Top 5		Avg
										Km/h	Lap	Km/h	Lap	Km/h	Lap	Km/h	Lap	Km/h	Lap	
1	6	Carlin	GBR	Ido Cohen	ISR			Dallara F320 Spiess	Carlin	244.8	8	242.6	6	241.6	5	240.5	2	240.5	16	242.0
2	34	DRIVEX	ESP	Rafael Villagomez	MEX	R	1	Dallara F320 HWA	DRIVEX	244.3	3	243.2	11	241.6	7	241.6	10	241.0	4	242.3
3	26	Double R	GBR	Louis Foster	GBR			Dallara F320 HWA	Double R	243.7	4	242.6	18	242.1	17	241.6	7	241.6	8	242.3
4	99	Cryptotower Racing	JPN	Rui Andrade	AGO			Dallara F320 Spiess	Cryptotower Racing	242.6	7	240.0	3	240.0	4	238.9	5	238.9	6	240.1
5	28	Team Motopark	DEU	Cameron Das	USA			Dallara F320 Spiess	Team Motopark	241.0	6	240.5	2	240.5	3	240.5	13	239.4	11	240.4
6	31	Carlin	GBR	Zane Maloney	BRB	R	2	Dallara F320 Spiess	Carlin	240.5	8	240.5	16	240.0	17	240.0	18	238.9	7	240.0
7	33	Team Motopark	DEU	Manuel Maldonado	VEN			Dallara F320 Spiess	Team Motopark	240.0	5	239.4	6	238.9	7	238.4	8	237.8	10	238.9
8	16	Van Amersfoort Racing	NLD	Andreas Estner	DEU			Dallara F320 HWA	Van Amersfoort Racing	239.4	7	238.9	17	238.4	13	237.8	6	237.8	15	238.5
9	25	Van Amersfoort Racing	NLD	Alexandre Bardinon	FRA			Dallara F320 HWA	Van Amersfoort Racing	239.4	9	238.9	5	238.9	13	238.9	15	238.9	18	239.0
10	8	Double R	GBR	Matthias Lüthen	DEU	R	3	Dallara F320 HWA	Double R	238.9	2	237.8	5	237.8	8	237.3	3	237.3	9	237.8
11	12	DRIVEX	ESP	Glenn Van Berlo	NLD	R	4	Dallara F320 HWA	DRIVEX	238.4	10	238.4	11	238.4	12	238.4	14	238.4	15	238.4
12	20	Cryptotower Racing	JPN	Yifei Ye	CHN			Dallara F320 Spiess	Cryptotower Racing	237.8	5	236.8	4	235.8	16	235.8	18	235.2	6	236.3
13	69	Cryptotower Racing	JPN	Lukas Dunner	AUT			Dallara F320 Spiess	Cryptotower Racing	237.8	4	237.8	5	236.8	6	236.8	7	236.8	9	237.2
14	4	Team Motopark	DEU	Niklas Krütten	DEU	R	5	Dallara F320 Spiess	Team Motopark	237.3	6	235.8	4	235.8	5	235.2	7	235.2	10	235.9
15	15	Van Amersfoort Racing	NLD	Sebastian Estner	DEU	R	6	Dallara F320 HWA	Van Amersfoort Racing	236.3	18	235.8	5	235.8	9	235.8	15	235.8	16	235.9



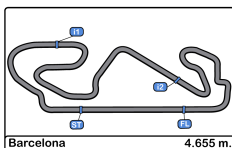


Circuit de Barcelona
Euroformula Open
Race - 1
Fastest Laps Sequence



Lap	Time of Day	Session Time	Nº	Entrant	Nat	Driver	Nat	Cat	Chassis - Engine	Team	Time	Km/h
2	12:11:18.467	3:19.467	20	Cryptotower Racing Team	● JPN	Yifei Ye	● CHN	CHN	Dallara F320 Spiess	Cryptotower Racing Team	1:37.576	171.7
3	12:12:55.883	4:56.883	20	Cryptotower Racing Team	● JPN	Yifei Ye	● CHN	CHN	Dallara F320 Spiess	Cryptotower Racing Team	1:37.416	172.0
6	12:17:48.220	9:49.220	20	Cryptotower Racing Team	● JPN	Yifei Ye	● CHN	CHN	Dallara F320 Spiess	Cryptotower Racing Team	1:37.154	172.4



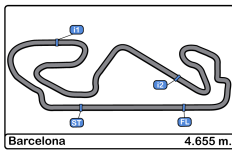


Circuito de Barcelona
Euroformula Open
Race - 1
Event Best Maximum Speed



Nº	Entrant	Nat	Driver	Nat	Cat	Clas	Chassis - Engine	Team	Km/h	Session
6	Carlin		Ido Cohen				Dallara F320 Spiess	Carlin	244.8	Race - 1
34	DRIVEX		Rafael Villagomez		R	1	Dallara F320 HWA	DRIVEX	244.3	Free Practice - 2
26	Double R		Louis Foster				Dallara F320 HWA	Double R	243.7	Race - 1
25	Van Amersfoort Racing		Alexandre Bardinon				Dallara F320 HWA	Van Amersfoort Racing	242.6	Qualifying - 1
99	Cryptotower Racing Team		Rui Andrade				Dallara F320 Spiess	Cryptotower Racing Team	242.6	Race - 1
16	Van Amersfoort Racing		Andreas Estner				Dallara F320 HWA	Van Amersfoort Racing	241.6	Free Practice - 2
31	Carlin		Zane Maloney		R	2	Dallara F320 Spiess	Carlin	241.6	Qualifying - 1
28	Team Motopark		Cameron Das				Dallara F320 Spiess	Team Motopark	241.0	Race - 1
8	Double R		Matthias Lüthen		R	3	Dallara F320 HWA	Double R	240.5	Qualifying - 1
12	DRIVEX		Glenn Van Berlo		R	4	Dallara F320 HWA	DRIVEX	240.0	Qualifying - 2
33	Team Motopark		Manuel Maldonado				Dallara F320 Spiess	Team Motopark	240.0	Race - 1
20	Cryptotower Racing Team		Yifei Ye				Dallara F320 Spiess	Cryptotower Racing Team	239.4	Qualifying - 1
15	Van Amersfoort Racing		Sebastian Estner		R	5	Dallara F320 HWA	Van Amersfoort Racing	238.9	Qualifying - 2
69	Cryptotower Racing Team		Lukas Dunner				Dallara F320 Spiess	Cryptotower Racing Team	237.8	Race - 1
4	Team Motopark		Niklas Krütten		R	6	Dallara F320 Spiess	Team Motopark	237.3	Race - 1





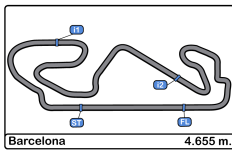
Circuito de Barcelona
Euroformula Open
Race - 1
Lap Chart



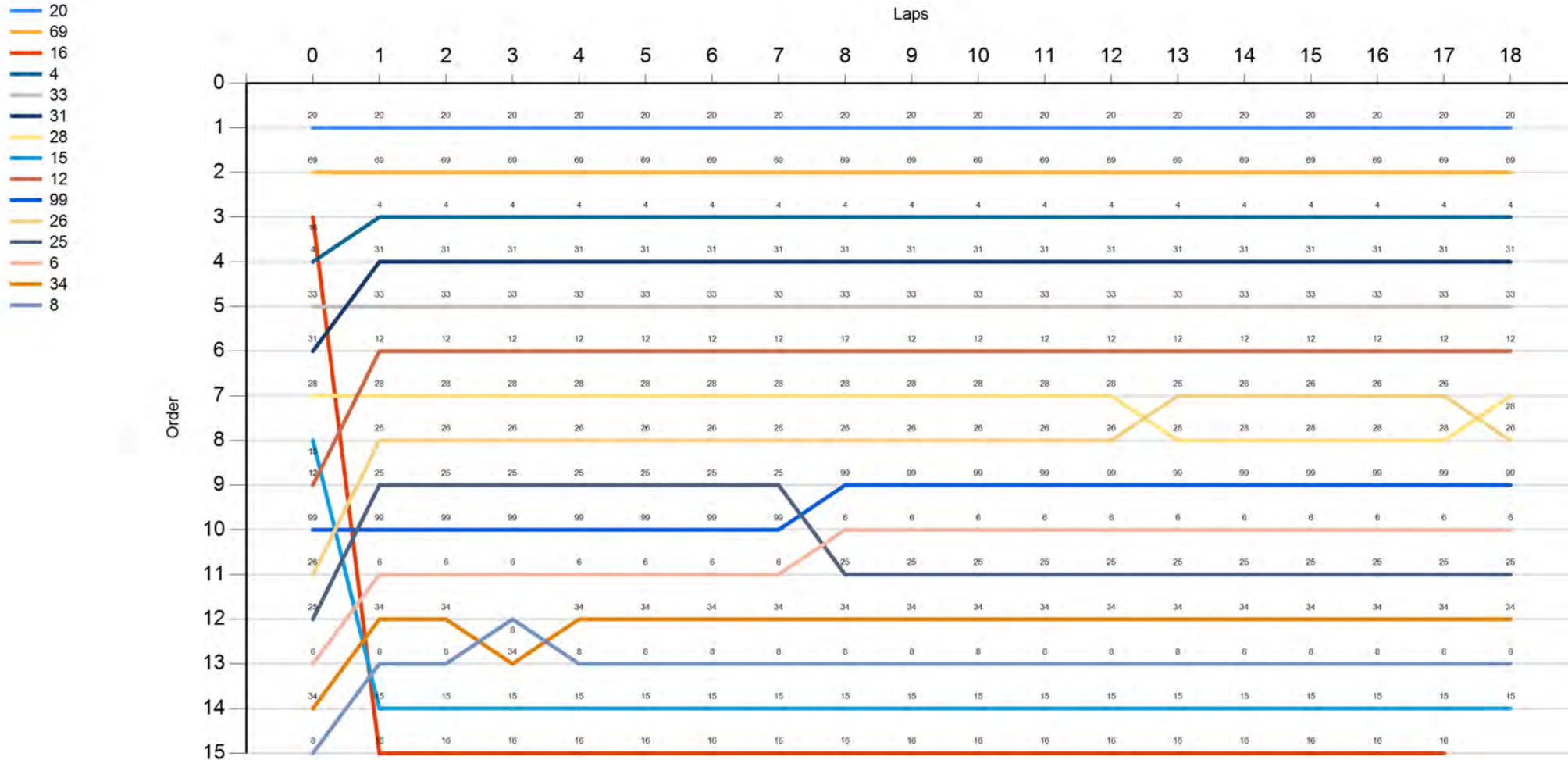
LAP

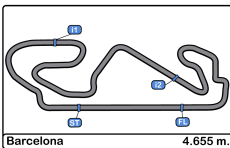
Nr	Po	Grid	1	2	3	4	5	6	7	8	9	10	11	12	13	14	15	16	17	18
20	1	20	20	20	20	20	20	20	20	20	20	20	20	20	20	20	20	20	20	20
69	2	69	69	69	69	69	69	69	69	69	69	69	69	69	69	69	69	69	69	69
16	3	16	4	4	4	4	4	4	4	4	4	4	4	4	4	4	4	4	4	4
4	4	4	31	31	31	31	31	31	31	31	31	31	31	31	31	31	31	31	31	31
33	5	33	33	33	33	33	33	33	33	33	33	33	33	33	33	33	33	33	33	33
31	6	31	12	12	12	12	12	12	12	12	12	12	12	12	12	12	12	12	12	12
28	7	28	28	28	28	28	28	28	28	28	28	28	28	28	26	26	26	26	26	28
15	8	15	26	26	26	26	26	26	26	26	26	26	26	26	28	28	28	28	28	26
12	9	12	25	25	25	25	25	25	25	99	99	99	99	99	99	99	99	99	99	99
99	10	99	99	99	99	99	99	99	99	6	6	6	6	6	6	6	6	6	6	6
26	11	26	6	6	6	6	6	6	6	25	25	25	25	25	25	25	25	25	25	25
25	12	25	34	34	8	34	34	34	34	34	34	34	34	34	34	34	34	34	34	34
6	13	6	8	8	34	8	8	8	8	8	8	8	8	8	8	8	8	8	8	8
34	14	34	15	15	15	15	15	15	15	15	15	15	15	15	15	15	15	15	15	15
8	15	8	16	16	16	16	16	16	16	16	16	16	16	16	16	16	16	16	16	16





Circuito de Barcelona
Euroformula Open
Race - 1
Graphic Lap Chart



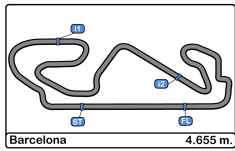


Circuit de Barcelona
Euroformula Open
Race - 1
Pit Stop Analysis

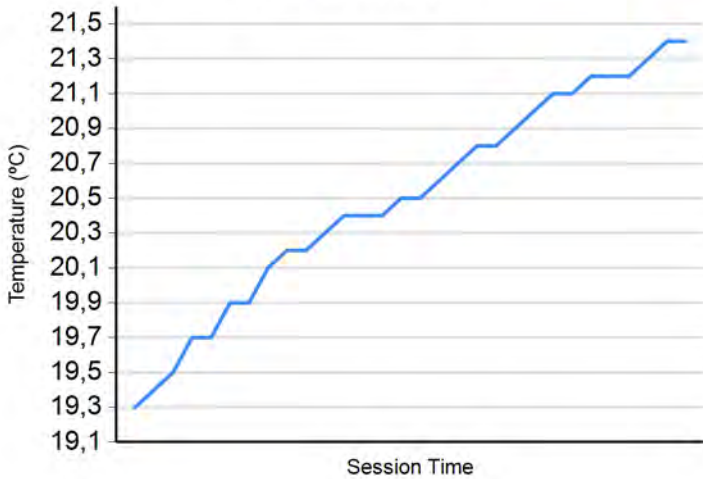


Nr.	In Day Time	Entrant	Nat	Driver	Nat	Cat	Chassis - Engine	Team	In Time	Stop N°	Pit Time	Handicap	Penalty
15	12:09:57.319	Van Amersfoort Racing		Sebastian Estner		R	Dallara F320 HWA	Van Amersfoort Racing	1:57.885	1	53.387		
16	12:10:20.455	Van Amersfoort Racing		Andreas Estner			Dallara F320 HWA	Van Amersfoort Racing	2:21.020	1	49.519		

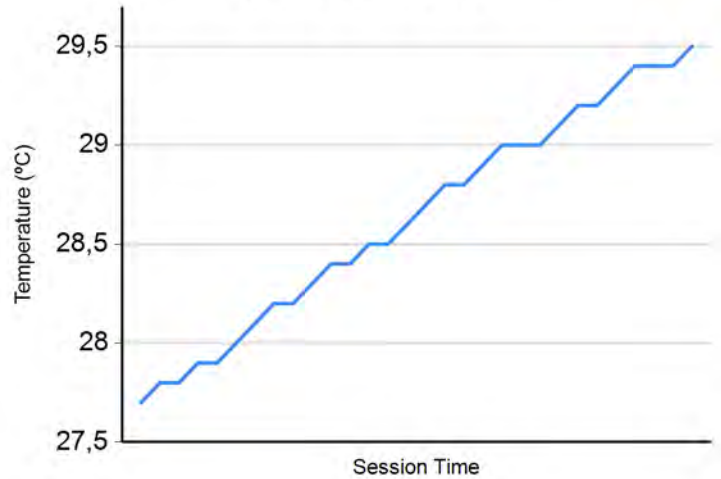




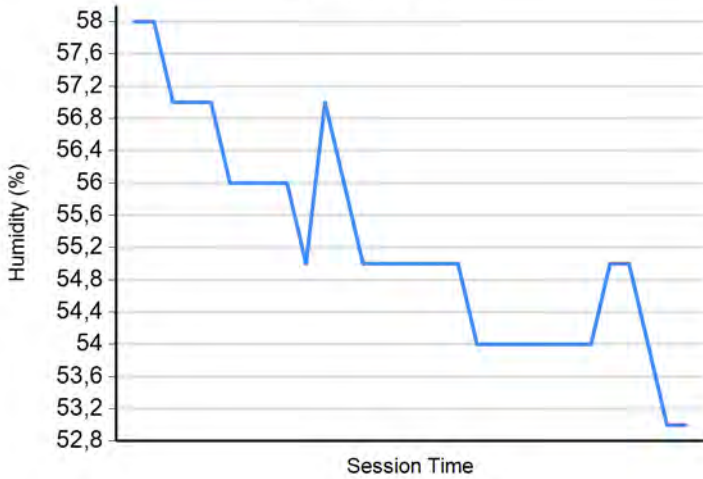
Air Temperature



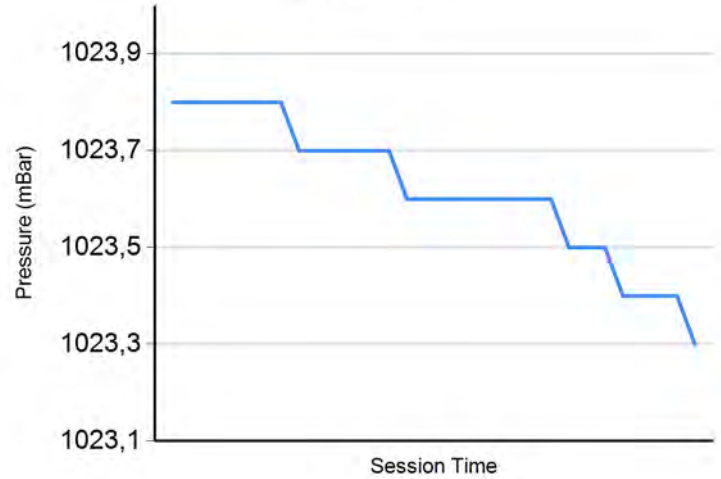
Track Temperature



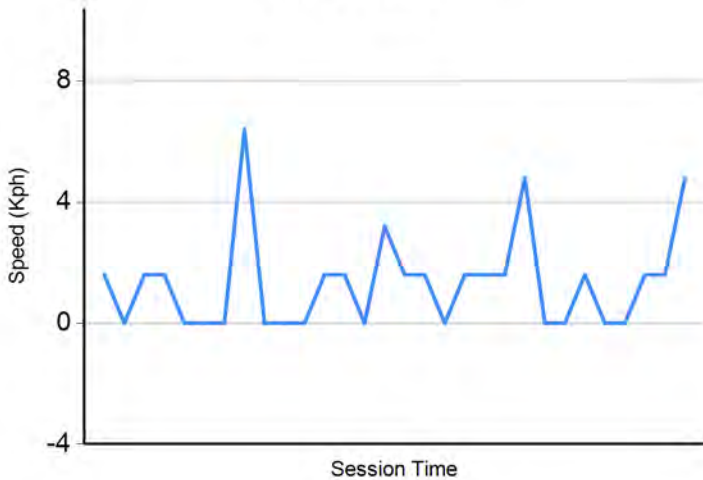
Humidity



Pressure

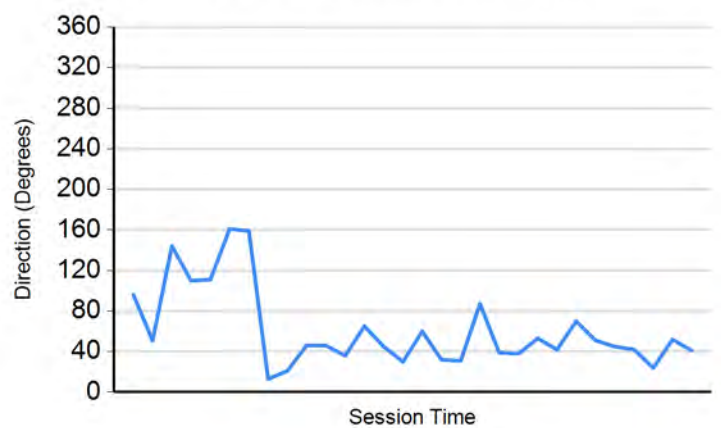


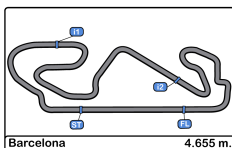
Wind Speed



Wind direction

North = 0°/360° Est = 90° South = 180° West = 270°





Circuito de Barcelona
Euroformula Open
Race - 1
Final Results




Cls	Nº	Entrant	Nat	Driver	Nat	Cat	Cls	Chassis - Engine	Team	Laps	Total Time	Gap	Interval	Km/h	Best	Time	Km/h
1	20	Cryptotower Racing Team	●	JPN Yifei Ye	🇨🇳	CHN		Dallara F320 Spiess	Cryptotower Racing Team	18	29:19.420			171.4	6	1:37.154	172.4
2	69	Cryptotower Racing Team	●	JPN Lukas Dunner	🇦🇹	AUT		Dallara F320 Spiess	Cryptotower Racing Team	18	29:24.307	4.887	4.887	170.9	7	1:37.466	171.9
3	4	Team Motopark	🇩🇪	DEU Niklas Krütten	🇩🇪	DEU	R 1	Dallara F320 Spiess	Team Motopark	18	29:36.129	16.709	11.822	169.8	3	1:37.808	171.3
4	31	Carlin	🇬🇧	GBR Zane Maloney	🇧🇪	BRB	R 2	Dallara F320 Spiess	Carlin	18	29:36.859	17.439	0.730	169.7	7	1:38.133	170.7
5	33	Team Motopark	🇩🇪	DEU Manuel Maldonado	🇻🇳	VEN		Dallara F320 Spiess	Team Motopark	18	29:39.016	19.596	2.157	169.5	3	1:38.192	170.6
6	12	DRIVEX	🇪🇸	ESP Glenn Van Berlo	🇳🇱	NLD	R 3	Dallara F320 HWA	DRIVEX	18	29:41.025	21.605	2.009	169.3	7	1:38.225	170.6
7	28	Team Motopark	🇩🇪	DEU Cameron Das	🇺🇸	USA		Dallara F320 Spiess	Team Motopark	18	29:43.953	24.533	2.928	169.0	9	1:38.162	170.7
8	26	Double R	🇬🇧	GBR Louis Foster	🇬🇧	GBR		Dallara F320 HWA	Double R	18	29:48.300	28.880	4.347	168.6	9	1:38.090	170.8
9	99	Cryptotower Racing Team	●	JPN Rui Andrade	🇦🇴	AGO		Dallara F320 Spiess	Cryptotower Racing Team	18	29:49.173	29.753	0.873	168.5	12	1:38.337	170.4
10	6	Carlin	🇬🇧	GBR Ido Cohen	🇮🇸	ISR		Dallara F320 Spiess	Carlin	18	29:51.108	31.688	1.935	168.4	12	1:38.357	170.3
11	25	Van Amersfoort Racing	🇳🇱	NLD Alexandre Bardinon	🇫🇷	FRA		Dallara F320 HWA	Van Amersfoort Racing	18	29:55.202	35.782	4.094	168.0	5	1:38.573	170.0
12	34	DRIVEX	🇪🇸	ESP Rafael Villagomez	🇲🇽	MEX	R 4	Dallara F320 HWA	DRIVEX	18	29:58.522	39.102	3.320	167.7	5	1:38.590	169.9
13	8	Double R	🇬🇧	GBR Matthias Lüthen	🇩🇪	DEU	R 5	Dallara F320 HWA	Double R	18	30:19.758	1:00.338	21.236	165.7	3	1:39.194	168.9
14	15	Van Amersfoort Racing	🇳🇱	NLD Sebastian Estner	🇩🇪	DEU	R 6	Dallara F320 HWA	Van Amersfoort Racing	18	30:37.830	1:18.410	18.072	164.1	4	1:37.487	171.8
15	16	Van Amersfoort Racing	🇳🇱	NLD Andreas Estner	🇩🇪	DEU		Dallara F320 HWA	Van Amersfoort Racing	17	29:54.285	1 Lap	1 Lap	158.7	15	1:38.029	170.9

Fastest lap Yifei Ye in 1:37.154 at 172.5 Km/h in lap 6

CAR #16 - 2 SECONDS TIME PENALTY ADDED TO RACE TIME - REJOINING T2 BEFORE THE BOLARD

Published at:.....

Track Temp: **29.5 °C** Air Temp: **21.4 °C** Humidity: **53 %** Track Status: **DRY**

Stewards:	Race Director:	Timekeeper: 
------------------	-----------------------	--





2020

Championship Classification

Hungaroring			Paul Ricard			Red Bull Ring			Monza			Mugello			SPA-Francorchamps			Barcelona							
Race - 1		Race - 2		Race - 1		Race - 2		Race - 1		Race - 2		Race - 3	Race - 1		Race - 2		Race - 3	Race - 1		Race - 2		Race - 3		Race - 4	

Cls.	Nº	Name	Nat.	Net Pts.	Pts.	Hungaroring			Paul Ricard			Red Bull Ring			Monza			Mugello			SPA-Francorchamps			Barcelona															
						Q	R	FL	Q	R	FL	Q	R	FL	Q	R	FL	Q	R	FL	Q	R	FL	Q	R	FL	Q	R	FL	Q	R	FL	Q	R	FL				
1	20	Yifei Ye		315	315	1	25	1	1	25	1	18	1	25	1	1	25	1	1	25	1	1	25	1	10	15	25			1	1	15	1	25	1	1			
2	69	Lukas Dunner		220	220					1	25	1	15				18		25		25	1	25	18	1	1	18	1	1		25	1	18						
3	4	Niklas Krütten		144	144	4		1		10		8		4		15		15		15		15	12	12				8		10		15							
4	16	Andreas Estner		138	138	18		18		15		12		12			8		2		12		18		1		12	6		4									
5	33	Manuel Maldonado		117	117	10		8		6			18		18		12				1				8		8			18		10							
6	6	Ido Cohen		110	110	8		12		12		10		10		8								8		2		15	18	6		1							
7	31	Zane Maloney		93	93	12		15				18					4		12		6		4		10						12								
8	28	Cameron Das		82	82					1		4					10	1	10		8		2		6		10	12	12	6									
9	12	Glenn Van Berlo		73	73	2		2		2		1		6		10		2		4		2		6		4		1	15	8	8								
10	15	Sebastian Estner		63	63	15		10					15		12					4				1			2	2	2										
11	26	Ayrton Simmons		62	62	6		6		8		6		8		6		6		6		10																	
12	24	Ben Barnicoat		41	41																				15		1	25											
13	26	Louis Foster		35	35																					6		25			4								
14	99	Rui Andrade		25	25					4		2		2		1		1		8							4		1	2									
15	8	Benjamin Pedersen		14	14																				4		10												
16	25	Alexandre Bardinon		8	8			4							2									1				1											
17	34	Shihab Al-Habsi		6	6	1							1		4																								
18	8	Matthias Lüthen		0	0																																		



Benigno Granizo 4, 28224 Pozuelo de Alarcon
 Tel y Fax 91.448.32.06
 www.cronococa.com
 info@cronococa.com



Juan Bravo 17, 28006 Madrid
 Tel 91.432.27.50
 www.gtssport.es
 info@gtssport.es



2020

Championship Rookie Classification



Cls.	Nº	Name	Net Pts.	Pts.	Hungaroring		Paul Ricard		Red Bull Ring		Monza			Mugello		SPA-Francorchamps			Barcelona				
					R1	R2	R1	R2	R1	R2	R1	R2	R3	R1	R2	R1	R2	R3	R1	R2	R3	R4	
1	4	Niklas Krütten	128	128	6	4	10	8	6	10	10	10	10	10	10	6	8	10	10				
2	12	Glenn Van Berlo	100	100	4	6	8	6	8	6	6	6	4	8	6	8	10	8	6				
3	15	Sebastian Estner	87	87	10	8	4	4	10	8	4		6	4	4	10	6	6	3				
4	31	Zane Maloney	85	85	8	10		10	3		8	8	8	6	8	4		4	8				
5	34	Shihab Al-Habsi	23	23	3	3	6	3	4	4													
6	8	Matthias Lüthen	4	4															4				



Benigno Granizo 4, 28224 Pozuelo de Alarcon
 Tel y Fax 91.448.32.06
 www.cronococa.com
 info@cronococa.com



Juan Bravo 17, 28006 Madrid
 Tel 91.432.27.50
 www.gtsport.es
 info@gtsport.es



2020

Championship Teams' Classification

Cls.	Team	Net Pts.	Pts.	Hungaroring		Paul Ricard		Red Bull Ring		Monza			Mugello		SPA-Francorchamps			Barcelona			
				R1	R2	R1	R2	R1	R2	R1	R2	R3	R1	R2	R1	R2	R3	R1	R2	R3	R4
1	Cryptotower Racing Team	207	207	10	10	18	16	10	10	18	18	18	13	14	18		16	18			
2	Team Motopark	89	89	3		3		8	14	10	9	6	4	4	3	4	12	9			
3	Carlin	73	73	4	10	4	11	3			4		6	13	6	8		4			
4	Van Amersfoort Racing	65	65	14	11	6	4	10	4			4	8		4						
5	Double R	16	16									3				13					
6	DRIVEX	9	9						3							6					



Benigno Granizo 4, 28224 Pozuelo de Alarcon
 Tel y Fax 91.448.32.06
 www.cronococa.com
 info@cronococa.com



Juan Bravo 17, 28006 Madrid
 Tel 91.432.27.50
 www.gtsport.es
 info@gtsport.es



2020

Drivers Statistics

Cls.	Nº	Name	Nat.	Net Points	Points	First Positions	Seconds Positions	Thirds Positions	Race Fastest Laps	Pole Positions	Laps in first place	Km. covered in Race	Km. covered in Practice
1	20	Yifei Ye		315	315	8	3	2	9	12	152	1384.75	2291.53
2	69	Lukas Dunner		220	220	5	4	1	4	4	76	1063.08	1765.99
3	4	Niklas Krütten		144	144			5				1384.75	2415.92
4	16	Andreas Estner		138	138		3	1			5	1276.90	2419.50
5	33	Manuel Maldonado		117	117		3					1292.06	2178.83
6	6	Ido Cohen		110	110		1	1				1298.40	2217.16
7	31	Zane Maloney		93	93		1	1				1082.91	2440.58
8	28	Cameron Das		82	82				1			1063.08	1694.83
9	12	Glenn Van Berlo		73	73			1				1379.51	2402.48
10	15	Sebastian Estner		63	63			2	1			1315.78	2320.97
11	26	Ayrton Simmons		62	62							809.214	1358.97
12	24	Ben Barnicoat		41	41	1		1		1		183.575	277.985
13	26	Louis Foster		35	35	1					3	286.906	687.494
14	99	Rui Andrade		25	25							1346.22	2232.68
15	8	Benjamin Pedersen		14	14							203.116	441.252
16	25	Alexandre Bardinon		8	8							1233.10	2523.36
17	34	Shihab Al-Habsi		6	6							507.978	731.368
18	8	Matthias Lüthen		0	0							83.790	1025.30



Benigno Granizo 4, 28224 Pozuelo de Alarcon
 Tel y Fax 91.448.32.06
 www.cronococa.com
 info@cronococa.com



Juan Bravo 17, 28006 Madrid
 Tel 91.432.27.50
 www.gtssport.es
 info@gtssport.es





2020

Drivers Performance

Cls.	Nº	Name	Net Pts.	Pts.	Hungaroring		Paul Ricard		Red Bull Ring		Monza			Mugello		SPA-Francorchamps			Barcelona			
					R1	R2	R1	R2	R1	R2	R1	R2	R3	R1	R2	R1	R2	R3	R1	R2	R3	R4
1	20	Yifei Ye	315	315	1-1	1-1	2-2	1-1	1-1	1-1	1-1	1-2	1-2	4-5	2-3	2-1	2-11	1-3	1-1	1-	1-	
2	69	Lukas Dunner	220	220	NP-NP	NP-NP	1-1	2-3	NP-NP	NP-NP	7-2	2-1	3-1	1-1	4-2	1-2	1-13	2-1	2-2	3-	3-	
3	4	Niklas Krütten	144	144	8-8	5-10	7-5	7-6	3-8	5-3	2-3	9-3	2-3	3-4	7-4	5-12	11-6	8-5	4-3	6-	8-	
4	16	Andreas Estner	138	138	2-2	2-2	4-3	4-4	2-4	3-NP	6-6	3-9	6-4	2-2	3-10	7-4	8-7	7-8	3-14	4-	7-	
5	33	Manuel Maldonado	117	117	6-5	7-6	6-7	5-14	4-2	4-2	4-4	8-NC	5-10	13-11	6-6	9-6	10-12	6-2	5-5	5-	5-	
6	6	Ido Cohen	110	110	5-6	6-4	3-4	6-5	6-5	6-6	9-11	11-NC	10-11	5-6	9-9	8-3	9-2	13-7	13-10	11-	9-	
7	31	Zane Maloney	93	93	4-4	4-3	5-NP	3-2	5-12	11-NC	13-8	13-4	9-7	8-8	10-5	10-14	4-NC	10-12	6-4	9-	10-	
8	28	Cameron Das	82	82	NP-NP	NP-NP	10-10	9-8	NP-NP	NP-NP	3-5	6-5	8-6	10-9	8-7	3-5	3-4	3-4	7-7	2-	6-	
9	12	Glenn Van Berlo	73	73	10-9	12-9	12-9	12-10	10-7	9-5	10-9	10-8	13-9	7-7	12-8	4-10	14-3	9-6	9-6	8-	12-	
10	15	Sebastian Estner	63	63	3-3	3-5	11-13	13-11	9-3	2-4	5-12	4-NC	4-8	11-12	5-11	14-9	6-9	12-9	8-13	7-	2-	
11	26	Ayrton Simmons	62	62	7-7	8-7	8-6	8-7	7-6	8-7	11-7	5-7	7-5	NP-NP	NP-NP	NP-NP	NP-NP	NP-NP	NP-NP	NP-	NP-	
12	24	Ben Barnicoat	41	41	NP-NP	NP-NP	NP-NP	NP-NP	NP-NP	NP-NP	NP-NP	NP-NP	NP-NP	6-3	1-1	NP-NP	NP-NP	NP-NP	NP-NP	NP-	NP-	
13	26	Louis Foster	35	35	NP-NP	NP-NP	NP-NP	NP-NP	NP-NP	NP-NP	NP-NP	NP-NP		NP-NP	NP-NP	12-7	5-1	4-NP	11-8	10-	4-	
14	99	Rui Andrade	25	25	9-11	10-12	9-8	10-9	12-9	7-10	12-10	12-6	11-NC	12-13	13-12	11-11	12-8	11-10	10-9	12-	11-	
15	8	Benjamin Pedersen	14	14	NP-NP	NP-NP	NP-NP	NP-NP	NP-NP	NP-NP	NP-NP	NP-NP		NP-NP	NP-NP	6-8	7-5	5-NP	NP-NP	NP-	NP-	
16	25	Alexandre Bardinon	8	8	11-12	9-8	14-12	14-12	8-11	12-9	8-13	7-NC	12-12	9-10	11-NC	13-13	13-10	14-11	12-11	13-	13-	
17	34	Shihab Al-Habsi	6	6	12-10	11-11	13-11	11-13	11-10	10-8	NP-NP	NP-NP	NP-NP	NP-NP	NP-NP	NP-NP	NP-NP	NP-NP	NP-NP	NP-	NP-	
18	8	Matthias Lüthen	0	0	NP-NP	NP-NP	NP-NP	NP-NP	NP-NP	NP-NP	NP-NP	NP-NP	NP-NP	NP-NP	NP-NP	15-NP	15-NP	NP-NP	14-12	14-	14-	

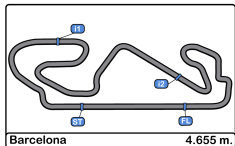


Benigno Granizo 4, 28224 Pozuelo de Alarcon
 Tel y Fax 91.448.32.06
 www.cronococa.com
 info@cronococa.com



Juan Bravo 17, 28006 Madrid
 Tel 91.432.27.50
 www.gtsport.es
 info@gtsport.es



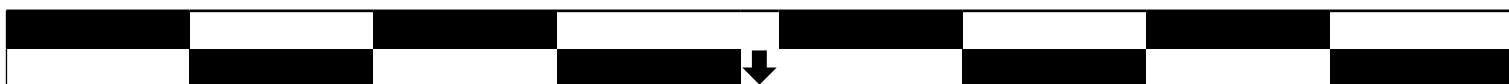


Circuit de Barcelona
Euroformula Open
Race - 2
Starting Grid



14	34	Rafael Villagomez	1:37.682
12	99	Rui Andrade	1:37.264
10	26	Louis Foster	1:37.133
8	12	Glenn Van Berlo	1:37.037
6	4	Niklas Krütten	1:36.750
4	16	Andreas Estner	1:36.567
2	28	Cameron Das	1:36.390

.8.	15	8	Matthias Lüthen	1:39.212
.7.	13	25	Alexandre Bardinon	1:37.427
.6.	11	6	Ido Cohen	1:37.237
.5.	9	31	Zane Maloney	1:37.078
.4.	7	15	Sebastian Estner	1:36.888
.3.	5	33	Manuel Maldonado	1:36.743
.2.	3	69	Lukas Dunner	1:36.436
.1.	1	20	Yifei Ye	1:36.198



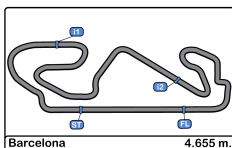
Pole

Published at:.....

Stewards:

Timekeeper:





Circuito de Barcelona
Euroformula Open
Race - 2
Provisional Results



Cls	Nº	Entrant	Nat	Driver	Nat	Cat	Cls	Chassis - Engine	Team	Laps	Total Time	Gap	Interval	Km/h	Best	Time	Km/h	
1	20	Cryptotower Racing Team	●	JPN Yifei Ye	●	CHN		Dallara F320 Spiess	Cryptotower Racing Team	18	29:24.619			170.9	16	1:37.115	172.5	
2	28	Team Motopark	●	DEU Cameron Das	●	USA		Dallara F320 Spiess	Team Motopark	18	29:30.224	5.605	5.605	170.3	16	1:37.700	171.5	
3	16	Van Amersfoort Racing	●	NLD Andreas Estner	●	DEU		Dallara F320 HWA	Van Amersfoort Racing	18	29:32.832	8.213	2.608	170.1	13	1:37.764	171.4	
4	33	Team Motopark	●	DEU Manuel Maldonado	●	VEN		Dallara F320 Spiess	Team Motopark	18	29:35.167	10.548	2.335	169.9	13	1:37.835	171.2	
5	69	Cryptotower Racing Team	●	JPN Lukas Dunner	●	AUT		Dallara F320 Spiess	Cryptotower Racing Team	18	29:35.469	10.850	0.302	169.8	13	1:37.792	171.3	
6	12	DRIVEX	●	ESP Glenn Van Berlo	●	NLD	R	1	Dallara F320 HWA	DRIVEX	18	29:39.934	15.315	4.465	169.4	7	1:38.173	170.6
7	4	Team Motopark	●	DEU Niklas Krütten	●	DEU	R	2	Dallara F320 Spiess	Team Motopark	18	29:40.667	16.048	0.733	169.3	8	1:38.077	170.8
8	26	Double R	●	GBR Louis Foster	●	GBR		Dallara F320 HWA	Double R	18	29:42.635	18.016	1.968	169.2	14	1:38.180	170.6	
9	31	Carlin	●	GBR Zane Maloney	●	BRB	R	3	Dallara F320 Spiess	Carlin	18	29:43.788	19.169	1.153	169.1	9	1:38.256	170.5
10	15	Van Amersfoort Racing	●	NLD Sebastian Estner	●	DEU	R	4	Dallara F320 HWA	Van Amersfoort Racing	18	29:44.497	19.878	0.709	169.0	13	1:38.311	170.4
11	6	Carlin	●	GBR Ido Cohen	●	ISR		Dallara F320 Spiess	Carlin	18	29:45.222	20.603	0.725	168.9	17	1:38.031	170.9	
12	99	Cryptotower Racing Team	●	JPN Rui Andrade	●	AGO		Dallara F320 Spiess	Cryptotower Racing Team	18	29:50.127	25.508	4.905	168.5	18	1:38.228	170.6	
13	34	DRIVEX	●	ESP Rafael Villagomez	●	MEX	R	5	Dallara F320 HWA	DRIVEX	18	29:53.925	29.306	3.798	168.1	12	1:38.608	169.9
14	25	Van Amersfoort Racing	●	NLD Alexandre Bardinon	●	FRA		Dallara F320 HWA	Van Amersfoort Racing	18	29:54.871	30.252	0.946	168.0	11	1:38.173	170.6	
15	8	Double R	●	GBR Matthias Lüthen	●	DEU	R	6	Dallara F320 HWA	Double R	18	30:20.759	56.140	25.888	165.6	7	1:39.407	168.5

Fastest lap Yifei Ye in 1:37.115 at 172.6 Km/h in lap 16

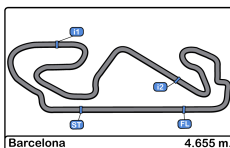
REPRIMAND DRIVER CAR 4 - FORCING OUT OF TRACK CAR 12

Published at:.....

Track Temp: **27.1 °C** Air Temp: **22.6 °C** Humidity: **61 %** Track Status: **DRY**

Stewards:	Race Director:	Timekeeper:
------------------	-----------------------	--------------------





Circuito de Barcelona
Euroformula Open
Race - 2
Provisional Results by Class




Cls	Nº	Entrant	Nat	Driver	Nat	Cat	Cls	Chassis - Engine	Team	Laps	Total Time	Gap	Interval	Km/h	Best	Time	Km/h	
1	20	Cryptotower Racing	●	JPN Yifei Ye	🇨🇳	CHN		Dallara F320 Spiess	Cryptotower Racing	18	29:24.619			170.9	16	1:37.115	172.5	
2	28	Team Motopark	🇩🇪	DEU Cameron Das	🇺🇸	USA		Dallara F320 Spiess	Team Motopark	18	29:30.224	5.605	5.605	170.3	16	1:37.700	171.5	
3	16	Van Amersfoort	🇳🇱	NLD Andreas Estner	🇩🇪	DEU		Dallara F320 HWA	Van Amersfoort	18	29:32.832	8.213	2.608	170.1	13	1:37.764	171.4	
4	33	Team Motopark	🇩🇪	DEU Manuel Maldonado	🇻🇪	VEN		Dallara F320 Spiess	Team Motopark	18	29:35.167	10.548	2.335	169.9	13	1:37.835	171.2	
5	69	Cryptotower Racing	●	JPN Lukas Dunner	🇦🇹	AUT		Dallara F320 Spiess	Cryptotower Racing	18	29:35.469	10.850	0.302	169.8	13	1:37.792	171.3	
6	26	Double R	🇬🇧	GBR Louis Foster	🇬🇧	GBR		Dallara F320 HWA	Double R	18	29:42.635	18.016	7.166	169.2	14	1:38.180	170.6	
7	6	Carlin	🇬🇧	GBR Ido Cohen	🇮🇱	ISR		Dallara F320 Spiess	Carlin	18	29:45.222	20.603	2.587	168.9	17	1:38.031	170.9	
8	99	Cryptotower Racing	●	JPN Rui Andrade	🇦🇴	AGO		Dallara F320 Spiess	Cryptotower Racing	18	29:50.127	25.508	4.905	168.5	18	1:38.228	170.6	
9	25	Van Amersfoort	🇳🇱	NLD Alexandre Bardinon	🇫🇷	FRA		Dallara F320 HWA	Van Amersfoort	18	29:54.871	30.252	4.744	168.0	11	1:38.173	170.6	
Rookie																		
1	12	DRIVEX	🇪🇸	ESP Glenn Van Berlo	🇳🇱	NLD	R	1	Dallara F320 HWA	DRIVEX	18	29:39.934			169.4	7	1:38.173	170.6
2	4	Team Motopark	🇩🇪	DEU Niklas Krütten	🇩🇪	DEU	R	2	Dallara F320 Spiess	Team Motopark	18	29:40.667	16.048	0.733	169.3	8	1:38.077	170.8
3	31	Carlin	🇬🇧	GBR Zane Maloney	🇧🇪	BRB	R	3	Dallara F320 Spiess	Carlin	18	29:43.788	19.169	3.121	169.1	9	1:38.256	170.5
4	15	Van Amersfoort	🇳🇱	NLD Sebastian Estner	🇩🇪	DEU	R	4	Dallara F320 HWA	Van Amersfoort	18	29:44.497	19.878	0.709	169.0	13	1:38.311	170.4
5	34	DRIVEX	🇪🇸	ESP Rafael Villagomez	🇲🇽	MEX	R	5	Dallara F320 HWA	DRIVEX	18	29:53.925	29.306	9.428	168.1	12	1:38.608	169.9
6	8	Double R	🇬🇧	GBR Matthias Lüthen	🇩🇪	DEU	R	6	Dallara F320 HWA	Double R	18	30:20.759	56.140	26.834	165.6	7	1:39.407	168.5

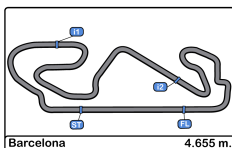
Fastest lap Yifei Ye in 1:37.115 at 172.6 Km/h in lap 16

Published at:.....

Track Temp: **27.1 °C** Air Temp: **22.6 °C** Humidity: **61 %** Track Status: **DRY**

Stewards:	Race Director:	Timekeeper: 
------------------	-----------------------	--





Circuito de Barcelona

Euroformula Open

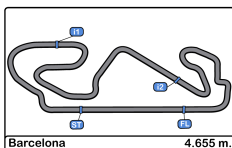
Race - 2

Provisional Classification by Driver Fastest Lap



Clas	Nº	Entrant	Nat	Driver	Nat	Cat	Clas	Chassis - Engine	Team	Laps	Best	Time	Gap	Interval	Km/h
1	20	Cryptotower Racing		Yifei Ye				Dallara F320 Spiess	Cryptotower Racing	18	16	1:37.115			172.5
2	28	Team Motopark		Cameron Das				Dallara F320 Spiess	Team Motopark	18	16	1:37.700	0.585	0.585	171.5
3	16	Van Amersfoort Racing		Andreas Estner				Dallara F320 HWA	Van Amersfoort Racing	18	13	1:37.764	0.649	0.064	171.4
4	69	Cryptotower Racing		Lukas Dunner				Dallara F320 Spiess	Cryptotower Racing	18	13	1:37.792	0.677	0.028	171.3
5	33	Team Motopark		Manuel Maldonado				Dallara F320 Spiess	Team Motopark	18	13	1:37.835	0.720	0.043	171.2
6	6	Carlin		Ido Cohen				Dallara F320 Spiess	Carlin	18	17	1:38.031	0.916	0.196	170.9
7	4	Team Motopark		Niklas Krütten		R	1	Dallara F320 Spiess	Team Motopark	18	8	1:38.077	0.962	0.046	170.8
8	12	DRIVEX		Glenn Van Berlo		R	2	Dallara F320 HWA	DRIVEX	18	7	1:38.173	1.058	0.096	170.6
9	25	Van Amersfoort Racing		Alexandre Bardinon				Dallara F320 HWA	Van Amersfoort Racing	18	11	1:38.173	1.058	0.000	170.6
10	26	Double R		Louis Foster				Dallara F320 HWA	Double R	18	14	1:38.180	1.065	0.007	170.6
11	99	Cryptotower Racing		Rui Andrade				Dallara F320 Spiess	Cryptotower Racing	18	18	1:38.228	1.113	0.048	170.6
12	31	Carlin		Zane Maloney		R	3	Dallara F320 Spiess	Carlin	18	9	1:38.256	1.141	0.028	170.5
13	15	Van Amersfoort Racing		Sebastian Estner		R	4	Dallara F320 HWA	Van Amersfoort Racing	18	13	1:38.311	1.196	0.055	170.4
14	34	DRIVEX		Rafael Villagomez		R	5	Dallara F320 HWA	DRIVEX	18	12	1:38.608	1.493	0.297	169.9
15	8	Double R		Matthias Lüthen		R	6	Dallara F320 HWA	Double R	18	7	1:39.407	2.292	0.799	168.5



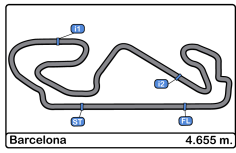


Circuito de Barcelona
Euroformula Open
Race - 2
Distance and Speed Average



Clas	Nº	Entrant	Nat	Driver	Nat	Cat	Clas	Chassis - Engine	Team	Laps	Distance	Total Time	Km/h
1	20	Cryptotower Racing Team		Yifei Ye		CHN		Dallara F320 Spiess	Cryptotower Racing Team	18	83.79	29:24.619	170.9
2	28	Team Motopark		Cameron Das		USA		Dallara F320 Spiess	Team Motopark	18	83.79	29:30.224	170.3
3	16	Van Amersfoort Racing		Andreas Estner		DEU		Dallara F320 HWA	Van Amersfoort Racing	18	83.79	29:32.832	170.1
4	33	Team Motopark		Manuel Maldonado		VEN		Dallara F320 Spiess	Team Motopark	18	83.79	29:35.167	169.9
5	69	Cryptotower Racing Team		Lukas Dunner		AUT		Dallara F320 Spiess	Cryptotower Racing Team	18	83.79	29:35.469	169.8
6	12	DRIVEX		Glenn Van Berlo		NLD	R 1	Dallara F320 HWA	DRIVEX	18	83.79	29:39.934	169.4
7	4	Team Motopark		Niklas Krütten		DEU	R 2	Dallara F320 Spiess	Team Motopark	18	83.79	29:40.667	169.3
8	26	Double R		Louis Foster		GBR		Dallara F320 HWA	Double R	18	83.79	29:42.635	169.2
9	31	Carlin		Zane Maloney		BRB	R 3	Dallara F320 Spiess	Carlin	18	83.79	29:43.788	169.1
10	15	Van Amersfoort Racing		Sebastian Estner		DEU	R 4	Dallara F320 HWA	Van Amersfoort Racing	18	83.79	29:44.497	169.0
11	6	Carlin		Ido Cohen		ISR		Dallara F320 Spiess	Carlin	18	83.79	29:45.222	168.9
12	99	Cryptotower Racing Team		Rui Andrade		AGO		Dallara F320 Spiess	Cryptotower Racing Team	18	83.79	29:50.127	168.5
13	34	DRIVEX		Rafael Villagomez		MEX	R 5	Dallara F320 HWA	DRIVEX	18	83.79	29:53.925	168.1
14	25	Van Amersfoort Racing		Alexandre Bardinon		FRA		Dallara F320 HWA	Van Amersfoort Racing	18	83.79	29:54.871	168.0
15	8	Double R		Matthias Lüthen		DEU	R 6	Dallara F320 HWA	Double R	18	83.79	30:20.759	165.6





Circuit de Barcelona
Euroformula Open
Race - 2
Lap Analysis



4

Niklas Krütten

Dallara F320 Spiess **8**

Matthias Lüthen

Dallara F320 HWA

R

Team Motopark

R

Double R

Lap	D	Time	Sector 1	Sector 2	Sector 3	T. Spd	Elapsed	Lap	D	Time	Sector 1	Sector 2	Sector 3	T. Spd	Elapsed
1		1:46.341	34.334	38.446	33.561	215.1	1:46.341	1		1:50.822	37.179	39.859	33.784	218.6	1:50.822
2		1:39.847	29.789	37.516	32.542	233.2	3:26.188	2		1:40.921	29.354	38.089	33.478	236.8	3:31.743
3		1:38.909	28.946	37.323	32.640	238.9	5:05.097	3		1:40.534	29.140	38.031	33.363	237.8	5:12.277
4		1:38.435	28.940	36.972	32.523	237.8	6:43.532	4		1:39.862	29.220	37.716	32.926	236.3	6:52.139
5		1:38.488	28.934	37.005	32.549	238.9	8:22.020	5		1:40.307	29.289	37.503	33.515	236.8	8:32.446
6		1:38.248	28.795	37.023	32.430	239.4	10:00.268	6		1:40.232	29.420	37.607	33.205	235.8	10:12.678
7		1:38.470	28.956	36.892	32.622	241.0	11:38.738	7		1:39.407	28.980	37.374	33.053	235.8	11:52.085
8		1:38.077	28.820	36.926	32.331	238.9	13:16.815	8		1:40.480	29.557	37.746	33.177	236.3	13:32.565
9		1:38.355	28.819	37.066	32.470	240.5	14:55.170	9		1:39.869	29.144	37.819	32.906	236.3	15:12.434
10		1:38.139	28.827	36.973	32.339	239.4	16:33.309	10		1:40.213	29.089	37.788	33.336	235.8	16:52.647
11		1:38.233	28.739	37.022	32.472	240.0	18:11.542	11		1:40.095	29.051	37.850	33.194	235.8	18:32.742
12		1:38.396	28.781	37.062	32.553	240.5	19:49.938	12		1:40.548	29.192	37.964	33.392	235.8	20:13.290
13		1:38.322	28.784	37.032	32.506	240.0	21:28.260	13		1:41.121	29.845	37.836	33.440	235.2	21:54.411
14		1:38.571	28.810	36.940	32.821	240.5	23:06.831	14		1:40.583	29.276	37.803	33.504	235.2	23:34.994
15		1:38.583	28.876	37.112	32.595	242.1	24:45.414	15		1:40.899	29.260	37.822	33.817	235.2	25:15.893
16		1:38.326	28.776	37.088	32.462	241.0	26:23.740	16		1:42.413	29.885	38.888	33.640	234.7	26:58.306
17		1:38.375	28.821	36.916	32.638	240.0	28:02.115	17		1:41.136	29.627	37.857	33.652	234.7	28:39.442
18		1:38.552	28.947	36.992	32.613	240.0	29:40.667	18		1:41.317	29.416	38.158	33.743	234.7	30:20.759

6

Ido Cohen

Dallara F320 Spiess **12**

Glenn Van Berlo

Dallara F320 HWA

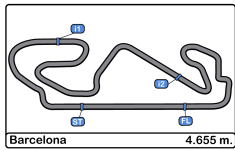
Carlin

R

DRIVEX

Lap	D	Time	Sector 1	Sector 2	Sector 3	T. Spd	Elapsed	Lap	D	Time	Sector 1	Sector 2	Sector 3	T. Spd	Elapsed
1		1:48.743	35.331	39.166	34.246	219.5	1:48.743	1		1:46.480	34.587	38.619	33.274	215.5	1:46.480
2		1:40.294	29.267	37.586	33.441	241.0	3:29.037	2		1:39.061	29.445	37.093	32.523	232.7	3:25.541
3		1:38.864	28.994	37.077	32.793	242.6	5:07.901	3		1:38.698	29.073	37.151	32.474	236.8	5:04.239
4		1:38.692	28.868	37.012	32.812	244.8	6:46.593	4		1:38.481	28.930	37.054	32.497	238.4	6:42.720
5		1:38.459	28.627	37.003	32.829	241.0	8:25.052	5		1:38.478	28.983	37.026	32.469	237.3	8:21.198
6		1:38.305	28.601	36.950	32.754	242.1	10:03.357	6		1:38.422	28.936	36.920	32.566	237.8	9:59.620
7		1:38.474	28.730	36.976	32.768	245.4	11:41.831	7		1:38.173	28.955	36.850	32.368	238.4	11:37.793
8		1:38.596	28.725	37.075	32.796	246.5	13:20.427	8		1:38.241	28.861	37.016	32.364	238.4	13:16.034
9		1:38.901	28.940	37.030	32.931	244.8	14:59.328	9		1:38.314	28.937	36.943	32.434	238.4	14:54.348
10		1:38.550	28.726	36.951	32.873	241.0	16:37.878	10		1:38.193	28.906	37.012	32.275	238.4	16:32.541
11		1:38.394	28.649	36.886	32.859	241.6	18:16.272	11		1:38.327	28.907	36.939	32.481	238.4	18:10.868
12		1:38.220	28.622	36.919	32.679	240.0	19:54.492	12		1:38.473	28.938	37.040	32.495	238.4	19:49.341
13		1:38.154	28.603	36.892	32.659	242.1	21:32.646	13		1:38.330	28.966	36.980	32.384	237.8	21:27.671
14		1:38.712	28.668	37.234	32.810	241.6	23:11.358	14		1:38.703	28.952	37.190	32.561	237.3	23:06.374
15		1:38.596	28.707	37.061	32.828	243.2	24:49.954	15		1:38.505	28.951	37.000	32.554	237.3	24:44.879
16		1:38.440	28.690	36.972	32.778	241.0	26:28.394	16		1:38.226	28.889	36.862	32.475	236.8	26:23.105
17		1:38.031	28.675	36.784	32.572	237.8	28:06.425	17		1:38.343	28.968	36.971	32.404	236.8	28:01.448
18		1:38.797	28.644	37.097	33.056	243.2	29:45.222	18		1:38.486	28.984	36.968	32.534	236.8	29:39.934





Circuito de Barcelona
Euroformula Open
Race - 2
Lap Analysis



15

Sebastian Estner

Dallara F320 HWA

20

Yifei Ye

Dallara F320 Spiess

R

Van Amersfoort Racing

Cryptotower Racing Team

Lap	D	Time	Sector 1	Sector 2	Sector 3	T. Spd	Elapsed	Lap	D	Time	Sector 1	Sector 2	Sector 3	T. Spd	Elapsed
1		1:48.258	35.045	39.309	33.904	214.2	1:48.258	1		1:42.396	32.538	37.366	32.492	209.7	1:42.396
2		1:40.263	29.417	37.461	33.385	239.4	3:28.521	2		1:39.048	29.247	37.241	32.560	234.2	3:21.444
3		1:38.915	29.073	37.127	32.715	237.8	5:07.436	3		1:38.659	29.057	37.190	32.412	233.7	5:00.103
4		1:38.415	28.895	36.877	32.643	238.4	6:45.851	4		1:38.034	29.058	36.756	32.220	234.7	6:38.137
5		1:38.546	28.846	36.770	32.930	240.5	8:24.397	5		1:38.206	28.935	36.922	32.349	234.2	8:16.343
6		1:38.517	28.779	36.906	32.832	241.0	10:02.914	6		1:38.008	28.914	36.825	32.269	234.2	9:54.351
7		1:38.607	28.696	37.040	32.871	241.6	11:41.521	7		1:37.882	28.900	36.808	32.174	235.2	11:32.233
8		1:38.521	28.711	37.087	32.723	241.6	13:20.042	8		1:37.764	28.935	36.725	32.104	234.7	13:09.997
9		1:38.326	28.843	36.899	32.584	242.1	14:58.368	9		1:37.549	28.793	36.662	32.094	236.3	14:47.546
10		1:38.396	28.748	36.954	32.694	240.5	16:36.764	10		1:37.799	28.866	36.834	32.099	236.3	16:25.345
11		1:38.458	28.743	36.997	32.718	241.0	18:15.222	11		1:37.607	28.812	36.676	32.119	236.3	18:02.952
12		1:38.404	28.638	36.938	32.828	241.0	19:53.626	12		1:37.898	28.887	36.792	32.219	236.3	19:40.850
13		1:38.311	28.627	36.957	32.727	241.6	21:31.937	13		1:37.599	28.859	36.728	32.012	235.8	21:18.449
14		1:38.597	28.800	37.206	32.591	243.7	23:10.534	14		1:37.318	28.815	36.578	31.925	235.8	22:55.767
15		1:38.346	28.705	36.926	32.715	240.0	24:48.880	15		1:37.326	28.766	36.444	32.116	235.2	24:33.093
16		1:38.479	28.653	37.006	32.820	241.6	26:27.359	16		1:37.115	28.735	36.427	31.953	234.2	26:10.208
17		1:38.490	28.599	37.079	32.812	241.6	28:05.849	17		1:37.125	28.677	36.464	31.984	235.8	27:47.333
18		1:38.648	28.750	37.016	32.882	236.8	29:44.497	18		1:37.286	28.768	36.435	32.083	236.3	29:24.619

16

Andreas Estner

Dallara F320 HWA

25

Alexandre Bardinon

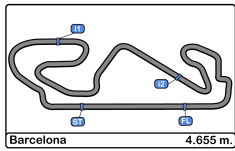
Dallara F320 HWA

Van Amersfoort Racing

Van Amersfoort Racing

Lap	D	Time	Sector 1	Sector 2	Sector 3	T. Spd	Elapsed	Lap	D	Time	Sector 1	Sector 2	Sector 3	T. Spd	Elapsed
1		1:44.084	33.453	37.855	32.776	213.4	1:44.084	1		1:49.432	36.436	38.913	34.083	214.7	1:49.432
2		1:39.123	29.156	37.270	32.697	238.9	3:23.207	2		1:40.615	29.792	37.700	33.123	238.4	3:30.047
3		1:38.742	28.981	37.080	32.681	240.0	5:01.949	3		1:40.374	29.562	37.380	33.432	237.3	5:10.421
4		1:38.613	28.953	36.889	32.771	238.9	6:40.562	4		1:38.872	28.878	37.073	32.921	238.4	6:49.293
5		1:38.438	28.918	36.924	32.596	238.4	8:19.000	5		1:39.043	28.745	37.249	33.049	240.5	8:28.336
6		1:38.366	29.141	36.794	32.431	237.8	9:57.366	6		1:38.990	28.888	37.387	32.715	238.4	10:07.326
7		1:38.110	28.881	36.763	32.466	237.8	11:35.476	7		1:38.728	28.948	37.056	32.724	237.8	11:46.054
8		1:38.181	28.888	36.886	32.407	238.4	13:13.657	8		1:39.682	28.841	36.987	33.854	238.9	13:25.736
9		1:37.972	28.830	36.696	32.446	237.8	14:51.629	9		1:40.628	30.912	37.229	32.487	243.7	15:06.364
10		1:37.920	28.820	36.750	32.350	238.4	16:29.549	10		1:39.002	29.378	37.160	32.464	238.9	16:45.366
11		1:37.904	28.772	36.718	32.414	238.4	18:07.453	11		1:38.173	28.884	36.814	32.475	238.9	18:23.539
12		1:37.909	28.709	36.804	32.396	238.4	19:45.362	12		1:38.445	28.780	36.941	32.724	238.4	20:01.984
13		1:37.764	28.753	36.716	32.295	238.9	21:23.126	13		1:38.705	28.790	37.245	32.670	237.8	21:40.689
14		1:37.781	28.743	36.581	32.457	238.4	23:00.907	14		1:39.295	29.124	37.389	32.782	240.0	23:19.984
15		1:37.981	28.787	36.741	32.453	238.9	24:38.888	15		1:38.592	28.958	36.890	32.744	238.4	24:58.576
16		1:37.911	28.766	36.756	32.389	238.4	26:16.799	16		1:38.478	28.842	37.062	32.574	241.6	26:37.054
17		1:38.173	28.872	36.872	32.429	238.9	27:54.972	17		1:38.749	28.832	37.276	32.641	241.6	28:15.803
18		1:37.860	28.808	36.696	32.356	237.8	29:32.832	18		1:39.068	29.221	37.227	32.620	241.0	29:54.871





Circuit de Barcelona
Euroformula Open
Race - 2
Lap Analysis



26

Louis Foster

Dallara F320 HWA

31

Zane Maloney

Dallara F320 Spiess

Double R R

Carlin

Lap	D	Time	Sector 1	Sector 2	Sector 3	T. Spd	Elapsed	Lap	D	Time	Sector 1	Sector 2	Sector 3	T. Spd	Elapsed
1		1:47.277	34.955	38.877	33.445	216.4	1:47.277	1		1:47.806	34.735	38.909	34.162	218.6	1:47.806
2		1:39.654	29.216	37.626	32.812	237.8	3:26.931	2		1:39.777	29.115	37.692	32.970	239.4	3:27.583
3		1:38.831	28.841	37.297	32.693	241.0	5:05.762	3		1:38.672	28.927	37.156	32.589	241.0	5:06.255
4		1:38.769	28.753	37.276	32.740	241.6	6:44.531	4		1:38.637	28.799	37.105	32.733	243.7	6:44.892
5		1:38.599	28.770	37.087	32.742	240.5	8:23.130	5		1:38.678	28.875	36.963	32.840	246.5	8:23.570
6		1:38.258	28.726	36.937	32.595	240.0	10:01.388	6		1:38.681	28.712	37.219	32.750	243.2	10:02.251
7		1:38.399	28.798	37.084	32.517	240.0	11:39.787	7		1:38.639	28.823	37.032	32.784	241.0	11:40.890
8		1:38.442	28.739	37.063	32.640	240.5	13:18.229	8		1:38.367	28.857	36.980	32.530	241.0	13:19.257
9		1:38.421	28.785	36.928	32.708	240.0	14:56.650	9		1:38.256	28.891	36.795	32.570	241.6	14:57.513
10		1:38.527	28.718	37.223	32.586	240.0	16:35.177	10		1:38.343	28.861	36.829	32.653	242.1	16:35.856
11		1:38.595	28.751	37.080	32.764	238.9	18:13.772	11		1:38.420	28.771	36.941	32.708	242.6	18:14.276
12		1:38.352	28.789	36.942	32.621	238.9	19:52.124	12		1:38.388	28.795	36.977	32.616	243.7	19:52.664
13		1:38.267	28.726	36.930	32.611	239.4	21:30.391	13		1:38.389	28.819	36.922	32.648	244.3	21:31.053
14		1:38.180	28.773	36.827	32.580	239.4	23:08.571	14		1:38.375	28.800	37.114	32.461	242.6	23:09.428
15		1:38.308	28.759	36.907	32.642	239.4	24:46.879	15		1:38.592	28.852	37.100	32.640	242.1	24:48.020
16		1:38.303	28.710	36.868	32.725	239.4	26:25.182	16		1:38.588	28.888	37.133	32.567	240.5	26:26.608
17		1:38.360	28.711	36.894	32.755	239.4	28:03.542	17		1:38.396	28.836	37.112	32.448	243.2	28:05.004
18		1:39.093	28.899	37.151	33.043	240.0	29:42.635	18		1:38.784	28.835	37.205	32.744	240.0	29:43.788

28

Cameron Das

Dallara F320 Spiess

33

Manuel Maldonado

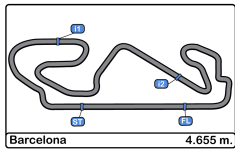
Dallara F320 Spiess

Team Motopark

Team Motopark

Lap	D	Time	Sector 1	Sector 2	Sector 3	T. Spd	Elapsed	Lap	D	Time	Sector 1	Sector 2	Sector 3	T. Spd	Elapsed
1		1:43.445	33.206	37.461	32.778	214.7	1:43.445	1		1:44.893	33.833	38.150	32.910	208.8	1:44.893
2		1:39.128	29.249	37.119	32.760	236.8	3:22.573	2		1:39.094	29.183	37.180	32.731	236.8	3:23.987
3		1:38.461	28.901	36.989	32.571	237.8	5:01.034	3		1:38.525	28.861	37.069	32.595	238.4	5:02.512
4		1:38.340	28.836	36.895	32.609	238.9	6:39.374	4		1:38.518	28.932	36.915	32.671	240.0	6:41.030
5		1:38.038	28.778	36.766	32.494	238.4	8:17.412	5		1:38.375	28.823	37.079	32.473	243.2	8:19.405
6		1:38.143	28.806	36.968	32.369	239.4	9:55.555	6		1:38.513	29.076	36.921	32.516	244.3	9:57.918
7		1:37.889	28.709	36.821	32.359	238.9	11:33.444	7		1:38.187	28.683	36.973	32.531	242.1	11:36.105
8		1:37.979	28.756	36.776	32.447	238.9	13:11.423	8		1:38.254	28.687	36.893	32.674	242.1	13:14.359
9		1:38.135	28.808	36.931	32.396	239.4	14:49.558	9		1:37.931	28.631	36.886	32.414	241.6	14:52.290
10		1:37.869	28.788	36.812	32.269	238.4	16:27.427	10		1:38.152	28.658	36.992	32.502	241.6	16:30.442
11		1:37.836	28.718	36.755	32.363	237.8	18:05.263	11		1:38.093	28.735	36.830	32.528	240.5	18:08.535
12		1:38.030	28.766	36.866	32.398	237.8	19:43.293	12		1:37.984	28.718	36.856	32.410	240.5	19:46.519
13		1:37.900	28.755	36.808	32.337	237.8	21:21.193	13		1:37.835	28.643	36.913	32.279	240.0	21:24.354
14		1:37.713	28.705	36.684	32.324	237.8	22:58.906	14		1:38.109	28.654	36.927	32.528	240.5	23:02.463
15		1:37.791	28.763	36.729	32.299	238.4	24:36.697	15		1:37.988	28.664	36.882	32.442	239.4	24:40.451
16		1:37.700	28.801	36.655	32.244	237.3	26:14.397	16		1:38.323	28.874	36.972	32.477	239.4	26:18.774
17		1:37.922	28.724	36.802	32.396	237.8	27:52.319	17		1:37.984	28.795	36.826	32.363	238.9	27:56.758
18		1:37.905	28.797	36.708	32.400	237.8	29:30.224	18		1:38.409	28.835	36.894	32.680	238.9	29:35.167





Circuit de Barcelona
Euroformula Open
Race - 2
Lap Analysis



34

Rafael Villagomez

Dallara F320 HWA

99

Rui Andrade

Dallara F320 Spiess

R

DRIVEX

Cryptotower Racing Team

Lap	D	Time	Sector 1	Sector 2	Sector 3	T. Spd	Elapsed	Lap	D	Time	Sector 1	Sector 2	Sector 3	T. Spd	Elapsed
1		1:49.701	36.585	39.196	33.920	221.7	1:49.701	1		1:49.044	35.916	38.949	34.179	217.3	1:49.044
2		1:41.228	29.912	37.681	33.635	243.2	3:30.929	2		1:40.764	29.693	37.731	33.340	240.5	3:29.808
3		1:40.145	29.159	37.951	33.035	241.0	5:11.074	3		1:39.722	29.482	37.405	32.835	232.7	5:09.530
4		1:39.376	28.903	37.723	32.750	244.8	6:50.450	4		1:39.102	29.138	37.205	32.759	235.2	6:48.632
5		1:38.749	28.915	37.122	32.712	243.7	8:29.199	5		1:38.781	29.004	37.074	32.703	236.3	8:27.413
6		1:38.695	28.796	37.165	32.734	243.7	10:07.894	6		1:38.681	28.988	37.065	32.628	235.8	10:06.094
7		1:38.969	28.945	37.289	32.735	244.3	11:46.863	7		1:38.647	28.827	37.017	32.803	236.8	11:44.741
8		1:38.807	28.808	37.017	32.982	245.4	13:25.670	8		1:38.758	28.913	37.160	32.685	236.8	13:23.499
9		1:39.595	29.611	37.175	32.809	239.4	15:05.265	9		1:38.824	28.855	37.191	32.778	236.3	15:02.323
10		1:38.667	28.836	37.080	32.751	241.0	16:43.932	10		1:38.723	28.919	37.137	32.667	236.3	16:41.046
11		1:38.676	28.809	36.997	32.870	240.5	18:22.608	11		1:38.641	28.920	37.097	32.624	236.8	18:19.687
12		1:38.608	28.849	37.148	32.611	240.5	20:01.216	12		1:38.621	28.902	37.020	32.699	237.8	19:58.308
13		1:38.730	28.826	37.047	32.857	240.5	21:39.946	13		1:38.661	28.898	37.019	32.744	235.8	21:36.969
14		1:38.867	28.907	37.203	32.757	241.6	23:18.813	14		1:38.998	28.862	37.406	32.730	235.2	23:15.967
15		1:38.990	28.934	37.084	32.972	241.0	24:57.803	15		1:38.865	29.124	37.203	32.538	236.3	24:54.832
16		1:38.672	28.892	37.002	32.778	241.0	26:36.475	16		1:38.585	28.809	37.089	32.687	236.8	26:33.417
17		1:38.610	28.878	36.997	32.735	244.8	28:15.085	17		1:38.482	28.883	37.003	32.596	236.3	28:11.899
18		1:38.840	28.972	37.062	32.806	241.6	29:53.925	18		1:38.228	28.818	36.830	32.580	236.3	29:50.127

69

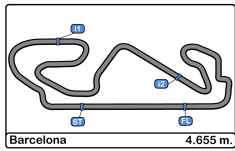
Lukas Dunner

Dallara F320 Spiess

Cryptotower Racing Team

Lap	D	Time	Sector 1	Sector 2	Sector 3	T. Spd	Elapsed
1		1:45.260	34.028	38.317	32.915	209.3	1:45.260
2		1:39.091	29.185	37.198	32.708	240.5	3:24.351
3		1:38.598	28.997	37.065	32.536	241.6	5:02.949
4		1:38.465	28.801	37.127	32.537	242.1	6:41.414
5		1:38.538	28.774	37.208	32.556	242.1	8:19.952
6		1:38.426	28.811	37.167	32.448	241.0	9:58.378
7		1:38.265	28.757	37.051	32.457	242.1	11:36.643
8		1:38.104	28.702	36.900	32.502	241.0	13:14.747
9		1:37.970	28.601	36.919	32.450	243.2	14:52.717
10		1:38.143	28.736	36.887	32.520	242.6	16:30.860
11		1:38.173	28.741	36.994	32.438	242.6	18:09.033
12		1:38.105	28.604	36.872	32.629	242.1	19:47.138
13		1:37.792	28.615	36.885	32.292	241.0	21:24.930
14		1:37.929	28.709	36.779	32.441	241.0	23:02.859
15		1:38.075	28.653	36.901	32.521	242.6	24:40.934
16		1:38.238	28.652	37.117	32.469	242.1	26:19.172
17		1:38.057	28.722	36.933	32.402	243.7	27:57.229
18		1:38.240	28.636	37.064	32.540	242.1	29:35.469



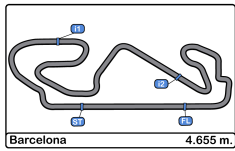


Circuit de Barcelona
Euroformula Open
Race - 2
Analysis by Lap



Num	Lap Time	Gap	Num	Lap Time	Gap	Num	Lap Time	Gap	Num	Lap Time	Gap	Num	Lap Time	Gap
Lap 1			12	1:38.698	04.136	99	1:38.781	11.070	Lap 8			12	1:38.193	07.196
20	1:42.396		4	1:38.909	04.994	25	1:39.043	11.993	20	1:37.764		4	1:38.139	07.964
28	1:43.445	01.049	26	1:38.831	05.659	34	1:38.749	12.856	28	1:37.979	01.426	26	1:38.527	09.832
16	1:44.084	01.688	31	1:38.672	06.152	8	1:40.307	16.103	16	1:38.181	03.660	31	1:38.343	10.511
33	1:44.893	02.497	15	1:38.915	07.333	Num Lap Time Gap			33	1:38.254	04.362	15	1:38.396	11.419
69	1:45.260	02.864	6	1:38.864	07.798	Lap 6			69	1:38.104	04.750	6	1:38.550	12.533
4	1:46.341	03.945	99	1:39.722	09.427	20	1:38.008		12	1:38.241	06.037	99	1:38.723	15.701
12	1:46.480	04.084	25	1:40.374	10.318	28	1:38.143	01.204	4	1:38.077	06.818	34	1:38.667	18.587
26	1:47.277	04.881	34	1:40.145	10.971	16	1:38.366	03.015	26	1:38.442	08.232	25	1:39.002	20.021
31	1:47.806	05.410	8	1:40.534	12.174	33	1:38.513	03.567	31	1:38.367	09.260	8	1:40.213	27.302
15	1:48.258	05.862	Num Lap Time Gap			69	1:38.426	04.027	15	1:38.521	10.045	Num Lap Time Gap		
6	1:48.743	06.347	Lap 4			12	1:38.422	05.269	6	1:38.596	10.430	Lap 11		
99	1:49.044	06.648	20	1:38.034		4	1:38.248	05.917	99	1:38.758	13.502	20	1:37.607	
25	1:49.432	07.036	28	1:38.340	01.237	26	1:38.258	07.037	34	1:38.807	15.673	28	1:37.836	02.311
34	1:49.701	07.305	16	1:38.613	02.425	31	1:38.681	07.900	25	1:39.682	15.739	16	1:37.904	04.501
8	1:50.822	08.426	33	1:38.518	02.893	15	1:38.517	08.563	8	1:40.480	22.568	33	1:38.093	05.583
Num Lap Time Gap			69	1:38.465	03.277	6	1:38.305	09.006	Num Lap Time Gap			69	1:38.173	06.081
Lap 2			12	1:38.481	04.583	99	1:38.681	11.743	Lap 9			12	1:38.327	07.916
20	1:39.048		4	1:38.435	05.395	25	1:38.990	12.975	20	1:37.549		4	1:38.233	08.590
28	1:39.128	01.129	26	1:38.769	06.394	34	1:38.695	13.543	28	1:38.135	02.012	26	1:38.595	10.820
16	1:39.123	01.763	31	1:38.637	06.755	8	1:40.232	18.327	16	1:37.972	04.083	31	1:38.420	11.324
33	1:39.094	02.543	15	1:38.415	07.714	Num Lap Time Gap			33	1:37.931	04.744	15	1:38.458	12.270
69	1:39.091	02.907	6	1:38.692	08.456	Lap 7			69	1:37.970	05.171	6	1:38.394	13.320
12	1:39.061	04.097	99	1:39.102	10.495	20	1:37.882		12	1:38.314	06.802	99	1:38.641	16.735
4	1:39.847	04.744	25	1:38.872	11.156	28	1:37.889	01.211	4	1:38.355	07.624	34	1:38.676	19.656
26	1:39.654	05.487	34	1:39.376	12.313	16	1:38.110	03.243	26	1:38.421	09.104	25	1:38.173	20.587
31	1:39.777	06.139	8	1:39.862	14.002	33	1:38.187	03.872	31	1:38.256	09.967	8	1:40.095	29.790
15	1:40.263	07.077	Num Lap Time Gap			69	1:38.265	04.410	15	1:38.326	10.822	Num Lap Time Gap		
6	1:40.294	07.593	Lap 5			12	1:38.173	05.560	6	1:38.901	11.782	Lap 12		
99	1:40.764	08.364	20	1:38.206		4	1:38.470	06.505	99	1:38.824	14.777	20	1:37.898	
25	1:40.615	08.603	28	1:38.038	01.069	26	1:38.399	07.554	34	1:39.595	17.719	28	1:38.030	02.443
34	1:41.228	09.485	16	1:38.438	02.657	31	1:38.639	08.657	25	1:40.628	18.818	16	1:37.909	04.512
8	1:40.921	10.299	33	1:38.375	03.062	15	1:38.607	09.288	8	1:39.869	24.888	33	1:37.984	05.669
Num Lap Time Gap			69	1:38.538	03.609	6	1:38.474	09.598	Num Lap Time Gap			69	1:38.105	06.288
Lap 3			12	1:38.478	04.855	99	1:38.647	12.508	Lap 10			12	1:38.473	08.491
20	1:38.659		4	1:38.488	05.677	25	1:38.728	13.821	20	1:37.799		4	1:38.396	09.088
28	1:38.461	00.931	26	1:38.599	06.787	34	1:38.969	14.630	28	1:37.869	02.082	26	1:38.352	11.274
16	1:38.742	01.846	31	1:38.678	07.227	8	1:39.407	19.852	16	1:37.920	04.204	31	1:38.388	11.814
33	1:38.525	02.409	15	1:38.546	08.054	Num Lap Time Gap			33	1:38.152	05.097	15	1:38.404	12.776
69	1:38.598	02.846	6	1:38.459	08.709	Lap 10			69	1:38.143	05.515	6	1:38.220	13.642





Circuit de Barcelona
Euroformula Open
Race - 2
Analysis by Lap



Num	Lap Time	Gap
99	1:38.621	17.458
34	1:38.608	20.366
25	1:38.445	21.134
8	1:40.548	32.440

Num Lap Time Gap

Lap 13

20	1:37.599	
28	1:37.900	02.744
16	1:37.764	04.677
33	1:37.835	05.905
69	1:37.792	06.481
12	1:38.330	09.222
4	1:38.322	09.811
26	1:38.267	11.942
31	1:38.389	12.604
15	1:38.311	13.488
6	1:38.154	14.197
99	1:38.661	18.520
34	1:38.730	21.497
25	1:38.705	22.240
8	1:41.121	35.962

Num Lap Time Gap

Lap 14

20	1:37.318	
28	1:37.713	03.139
16	1:37.781	05.140
33	1:38.109	06.696
69	1:37.929	07.092
12	1:38.703	10.607
4	1:38.571	11.064
26	1:38.180	12.804
31	1:38.375	13.661
15	1:38.597	14.767
6	1:38.712	15.591
99	1:38.998	20.200
34	1:38.867	23.046
25	1:39.295	24.217
8	1:40.583	39.227

Num Lap Time Gap

Lap 15

12	1:38.343	14.115
4	1:38.375	14.782
26	1:38.360	16.209
31	1:38.396	17.671
15	1:38.490	18.516
6	1:38.031	19.092
99	1:38.482	24.566
34	1:38.610	27.752
25	1:38.749	28.470
8	1:41.136	52.109

Num Lap Time Gap

Lap 16

20	1:37.326	
28	1:37.791	03.604
16	1:37.981	05.795
33	1:37.988	07.358
69	1:38.075	07.841
12	1:38.505	11.786
4	1:38.583	12.321
26	1:38.308	13.786
31	1:38.592	14.927
15	1:38.346	15.787
6	1:38.596	16.861
99	1:38.865	21.739
34	1:38.990	24.710
25	1:38.592	25.483
8	1:40.899	42.800

Num Lap Time Gap

Lap 17

20	1:37.115	
28	1:37.700	04.189
16	1:37.911	06.591
33	1:38.323	08.566
69	1:38.238	08.964
12	1:38.226	12.897
4	1:38.326	13.532
26	1:38.303	14.974
31	1:38.588	16.400
15	1:38.479	17.151
6	1:38.440	18.186
99	1:38.585	23.209
34	1:38.672	26.267
25	1:38.478	26.846
8	1:42.413	48.098

Num Lap Time Gap

Lap 18

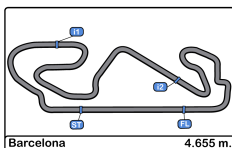
20	1:37.125	
28	1:37.922	04.986
16	1:38.173	07.639
33	1:37.984	09.425
69	1:38.057	09.896

Num Lap Time Gap

Lap 18

20	1:37.286	
28	1:37.905	05.605
16	1:37.860	08.213
33	1:38.409	10.548
69	1:38.240	10.850
12	1:38.486	15.315
4	1:38.552	16.048
26	1:39.093	18.016
31	1:38.784	19.169
15	1:38.648	19.878
6	1:38.797	20.603
99	1:38.228	25.508
34	1:38.840	29.306
25	1:39.068	30.252
8	1:41.317	56.140



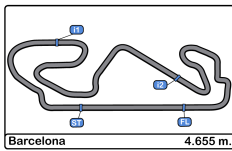


Circuito de Barcelona
Euroformula Open
Race - 2
Best Sectors Results



Sector - 1				Sector - 2				Sector - 3				Ideal Lap vs Best Lap				
Clas	Nº	Driver	Time	Nº	Driver	Time	Nº	Driver	Time	Clas	Nº	Driver	Ideal Lap	Best Lap	Clas	
1	15	Sebastian Estner	28.599	20	Yifei Ye	36.427	20	Yifei Ye	31.925	1	20	Yifei Ye	1:37.029	1:37.115	1	
2	69	Lukas Dunner	28.601	16	Andreas Estner	36.581	28	Cameron Das	32.244	2	16	Andreas Estner	1:37.585	1:37.764	3	
3	6	Ido Cohen	28.601	28	Cameron Das	36.655	12	Glenn Van Berlo	32.275	3	28	Cameron Das	1:37.604	1:37.700	2	
4	33	Manuel Maldonado	28.631	15	Sebastian Estner	36.770	33	Manuel Maldonado	32.279	4	69	Lukas Dunner	1:37.672	1:37.792	4	
5	20	Yifei Ye	28.677	69	Lukas Dunner	36.779	69	Lukas Dunner	32.292	5	33	Manuel Maldonado	1:37.736	1:37.835	5	
6	28	Cameron Das	28.705	6	Ido Cohen	36.784	16	Andreas Estner	32.295	6	15	Sebastian Estner	1:37.953	1:38.311	13	
7	16	Andreas Estner	28.709	31	Zane Maloney	36.795	4	Niklas Krütten	32.331	7	31	Zane Maloney	1:37.955	1:38.256	12	
8	26	Louis Foster	28.710	25	Alexandre Bardinon	36.814	31	Zane Maloney	32.448	8	6	Ido Cohen	1:37.957	1:38.031	6	
9	31	Zane Maloney	28.712	33	Manuel Maldonado	36.826	25	Alexandre Bardinon	32.464	9	4	Niklas Krütten	1:37.962	1:38.077	7	
10	4	Niklas Krütten	28.739	26	Louis Foster	36.827	26	Louis Foster	32.517	10	12	Glenn Van Berlo	1:37.986	1:38.173	8	
11	25	Alexandre Bardinon	28.745	99	Rui Andrade	36.830	99	Rui Andrade	32.538	11	25	Alexandre Bardinon	1:38.023	1:38.173	9	
12	34	Rafael Villagomez	28.796	12	Glenn Van Berlo	36.850	6	Ido Cohen	32.572	12	26	Louis Foster	1:38.054	1:38.180	10	
13	99	Rui Andrade	28.809	4	Niklas Krütten	36.892	15	Sebastian Estner	32.584	13	99	Rui Andrade	1:38.177	1:38.228	11	
14	12	Glenn Van Berlo	28.861	34	Rafael Villagomez	36.997	34	Rafael Villagomez	32.611	14	34	Rafael Villagomez	1:38.404	1:38.608	14	
15	8	Matthias Lüthen	28.980	8	Matthias Lüthen	37.374	8	Matthias Lüthen	32.906	15	8	Matthias Lüthen	1:39.260	1:39.407	15	



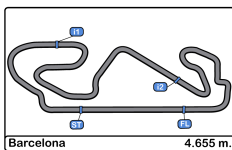


Circuit de Barcelona
 Euroformula Open
 Race - 2
 Leader Sequence



Nº	Entrant	Nat	Driver	Nat	Cat	Chassis	Team	Start Lap	End Lap	Laps	Total Laps
20	Cryptotower Racing	CHN	Yifei Ye	CHN		Dallara F320 Spiess	Cryptotower Racing	1	18	18	18



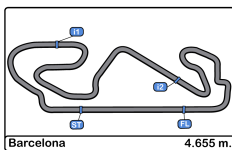


Circuito de Barcelona
Euroformula Open
Race - 2
Best 5 Lap Times



Cls	Nº	Entrant	Nat	Driver	Nat	Cat	Cls	Chassis - Engine	Team	Best 1		Best 2		Best 3		Best 4		Best 5	
										Time	Lap	Time	Lap	Time	Lap	Time	Lap	Time	Lap
1	20	Cryptotower Racing		Yifei Ye				Dallara F320 Spiess	Cryptotower Racing	1:37.115	16	1:37.125	17	1:37.286	18	1:37.318	14	1:37.326	15
2	28	Team Motopark		Cameron Das				Dallara F320 Spiess	Team Motopark	1:37.700	16	1:37.713	14	1:37.791	15	1:37.836	11	1:37.869	10
3	16	Van Amersfoort Racing		Andreas Estner				Dallara F320 HWA	Van Amersfoort Racing	1:37.764	13	1:37.781	14	1:37.860	18	1:37.904	11	1:37.909	12
4	69	Cryptotower Racing		Lukas Dunner				Dallara F320 Spiess	Cryptotower Racing	1:37.792	13	1:37.929	14	1:37.970	9	1:38.057	17	1:38.075	15
5	33	Team Motopark		Manuel Maldonado				Dallara F320 Spiess	Team Motopark	1:37.835	13	1:37.931	9	1:37.984	12	1:37.984	17	1:37.988	15
6	6	Carlin		Ido Cohen				Dallara F320 Spiess	Carlin	1:38.031	17	1:38.154	13	1:38.220	12	1:38.305	6	1:38.394	11
7	4	Team Motopark		Niklas Krütten		R	1	Dallara F320 Spiess	Team Motopark	1:38.077	8	1:38.139	10	1:38.233	11	1:38.248	6	1:38.322	13
8	12	DRIVEX		Glenn Van Berlo		R	2	Dallara F320 HWA	DRIVEX	1:38.173	7	1:38.193	10	1:38.226	16	1:38.241	8	1:38.314	9
9	25	Van Amersfoort Racing		Alexandre Bardinon				Dallara F320 HWA	Van Amersfoort Racing	1:38.173	11	1:38.445	12	1:38.478	16	1:38.592	15	1:38.705	13
10	26	Double R		Louis Foster				Dallara F320 HWA	Double R	1:38.180	14	1:38.258	6	1:38.267	13	1:38.303	16	1:38.308	15
11	99	Cryptotower Racing		Rui Andrade				Dallara F320 Spiess	Cryptotower Racing	1:38.228	18	1:38.482	17	1:38.585	16	1:38.621	12	1:38.641	11
12	31	Carlin		Zane Maloney		R	3	Dallara F320 Spiess	Carlin	1:38.256	9	1:38.343	10	1:38.367	8	1:38.375	14	1:38.388	12
13	15	Van Amersfoort Racing		Sebastian Estner		R	4	Dallara F320 HWA	Van Amersfoort Racing	1:38.311	13	1:38.326	9	1:38.346	15	1:38.396	10	1:38.404	12
14	34	DRIVEX		Rafael Villagomez		R	5	Dallara F320 HWA	DRIVEX	1:38.608	12	1:38.610	17	1:38.667	10	1:38.672	16	1:38.676	11
15	8	Double R		Matthias Lüthen		R	6	Dallara F320 HWA	Double R	1:39.407	7	1:39.862	4	1:39.869	9	1:40.095	11	1:40.213	10



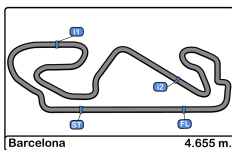


Circuito de Barcelona
Euroformula Open
Race - 2
Best 5 Top Speeds



Cls	Nº	Entrant	Nat	Driver	Nat	Cat	Cls	Chassis - Engine	Team	Top 1		Top 2		Top 3		Top 4		Top 5		Avg
										Km/h	Lap	Km/h	Lap	Km/h	Lap	Km/h	Lap	Km/h	Lap	
1	6	Carlin		Ido Cohen				Dallara F320 Spiess	Carlin	246.5	8	245.4	7	244.8	4	244.8	9	243.2	15	245.0
2	31	Carlin		Zane Maloney		R	1	Dallara F320 Spiess	Carlin	246.5	5	244.3	13	243.7	4	243.7	12	243.2	6	244.3
3	34	DRIVEX		Rafael Villagomez		R	2	Dallara F320 HWA	DRIVEX	245.4	8	244.8	4	244.8	17	244.3	7	243.7	5	244.6
4	33	Team Motopark		Manuel Maldonado				Dallara F320 Spiess	Team Motopark	244.3	6	243.2	5	242.1	7	242.1	8	241.6	9	242.7
5	15	Van Amersfoort Racing		Sebastian Estner		R	3	Dallara F320 HWA	Van Amersfoort Racing	243.7	14	242.1	9	241.6	7	241.6	8	241.6	13	242.1
6	25	Van Amersfoort Racing		Alexandre Bardinon				Dallara F320 HWA	Van Amersfoort Racing	243.7	9	241.6	16	241.6	17	241.0	18	240.5	5	241.7
7	69	Cryptotower Racing		Lukas Dunner				Dallara F320 Spiess	Cryptotower Racing	243.7	17	243.2	9	242.6	10	242.6	11	242.6	15	243.0
8	4	Team Motopark		Niklas Krütten		R	4	Dallara F320 Spiess	Team Motopark	242.1	15	241.0	7	241.0	16	240.5	9	240.5	12	241.0
9	26	Double R		Louis Foster				Dallara F320 HWA	Double R	241.6	4	241.0	3	240.5	5	240.5	8	240.0	6	240.7
10	99	Cryptotower Racing		Rui Andrade				Dallara F320 Spiess	Cryptotower Racing	240.5	2	237.8	12	236.8	7	236.8	8	236.8	11	237.7
11	16	Van Amersfoort Racing		Andreas Estner				Dallara F320 HWA	Van Amersfoort Racing	240.0	3	238.9	2	238.9	4	238.9	13	238.9	15	239.1
12	28	Team Motopark		Cameron Das				Dallara F320 Spiess	Team Motopark	239.4	6	239.4	9	238.9	4	238.9	7	238.9	8	239.1
13	12	DRIVEX		Glenn Van Berlo		R	5	Dallara F320 HWA	DRIVEX	238.4	4	238.4	7	238.4	8	238.4	9	238.4	10	238.4
14	8	Double R		Matthias Lüthen		R	6	Dallara F320 HWA	Double R	237.8	3	236.8	2	236.8	5	236.3	4	236.3	8	236.8
15	20	Cryptotower Racing		Yifei Ye				Dallara F320 Spiess	Cryptotower Racing	236.3	9	236.3	10	236.3	11	236.3	12	236.3	18	236.3



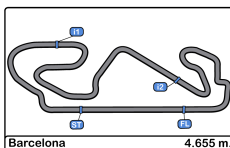


Circuito de Barcelona
Euroformula Open
Race - 2
Fastest Laps Sequence



Lap	Time of Day	Session Time	Nº	Entrant	Nat	Driver	Nat	Cat	Chassis - Engine	Team	Time	Km/h
2	16:09:19.297	3:21.297	20	Cryptotower Racing Team		Yifei Ye		CHN	Dallara F320 Spiess	Cryptotower Racing Team	1:39.048	169.1
3	16:10:57.955	4:59.955	20	Cryptotower Racing Team		Yifei Ye		CHN	Dallara F320 Spiess	Cryptotower Racing Team	1:38.659	169.8
3	16:10:58.887	5:00.887	28	Team Motopark		Cameron Das		USA	Dallara F320 Spiess	Team Motopark	1:38.461	170.1
4	16:12:35.990	6:37.990	20	Cryptotower Racing Team		Yifei Ye		CHN	Dallara F320 Spiess	Cryptotower Racing Team	1:38.034	170.9
6	16:15:52.204	9:54.204	20	Cryptotower Racing Team		Yifei Ye		CHN	Dallara F320 Spiess	Cryptotower Racing Team	1:38.008	170.9
7	16:17:30.086	11:32.086	20	Cryptotower Racing Team		Yifei Ye		CHN	Dallara F320 Spiess	Cryptotower Racing Team	1:37.882	171.2
8	16:19:07.850	13:09.850	20	Cryptotower Racing Team		Yifei Ye		CHN	Dallara F320 Spiess	Cryptotower Racing Team	1:37.764	171.4
9	16:20:45.399	14:47.399	20	Cryptotower Racing Team		Yifei Ye		CHN	Dallara F320 Spiess	Cryptotower Racing Team	1:37.549	171.7
14	16:28:53.620	22:55.620	20	Cryptotower Racing Team		Yifei Ye		CHN	Dallara F320 Spiess	Cryptotower Racing Team	1:37.318	172.1
16	16:32:08.061	26:10.061	20	Cryptotower Racing Team		Yifei Ye		CHN	Dallara F320 Spiess	Cryptotower Racing Team	1:37.115	172.5



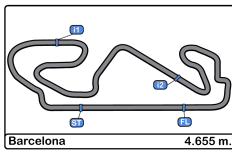


Circuito de Barcelona
Euroformula Open
Race - 2
Event Best Maximum Speed



Nº	Entrant	Nat	Driver	Nat	Cat	Clas	Chassis - Engine	Team	Km/h	Session
31	Carlin		Zane Maloney		R	1	Dallara F320 Spiess	Carlin	246.5	Race - 2
6	Carlin		Ido Cohen				Dallara F320 Spiess	Carlin	246.5	Race - 2
34	DRIVEX		Rafael Villagomez		R	2	Dallara F320 HWA	DRIVEX	245.4	Race - 2
33	Team Motopark		Manuel Maldonado				Dallara F320 Spiess	Team Motopark	244.3	Race - 2
26	Double R		Louis Foster				Dallara F320 HWA	Double R	243.7	Race - 1
25	Van Amersfoort Racing		Alexandre Bardion				Dallara F320 HWA	Van Amersfoort Racing	243.7	Race - 2
15	Van Amersfoort Racing		Sebastian Estner		R	3	Dallara F320 HWA	Van Amersfoort Racing	243.7	Race - 2
69	Cryptotower Racing Team		Lukas Dunner				Dallara F320 Spiess	Cryptotower Racing Team	243.7	Race - 2
99	Cryptotower Racing Team		Rui Andrade				Dallara F320 Spiess	Cryptotower Racing Team	242.6	Race - 1
4	Team Motopark		Niklas Krütten		R	4	Dallara F320 Spiess	Team Motopark	242.1	Race - 2
16	Van Amersfoort Racing		Andreas Estner				Dallara F320 HWA	Van Amersfoort Racing	241.6	Free Practice - 2
28	Team Motopark		Cameron Das				Dallara F320 Spiess	Team Motopark	241.0	Race - 1
8	Double R		Matthias Lüthen		R	5	Dallara F320 HWA	Double R	240.5	Qualifying - 1
12	DRIVEX		Glenn Van Berlo		R	6	Dallara F320 HWA	DRIVEX	240.0	Qualifying - 2
20	Cryptotower Racing Team		Yifei Ye				Dallara F320 Spiess	Cryptotower Racing Team	239.4	Qualifying - 1





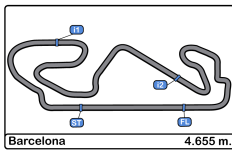
Circuit de Barcelona
Euroformula Open
Race - 2
Lap Chart



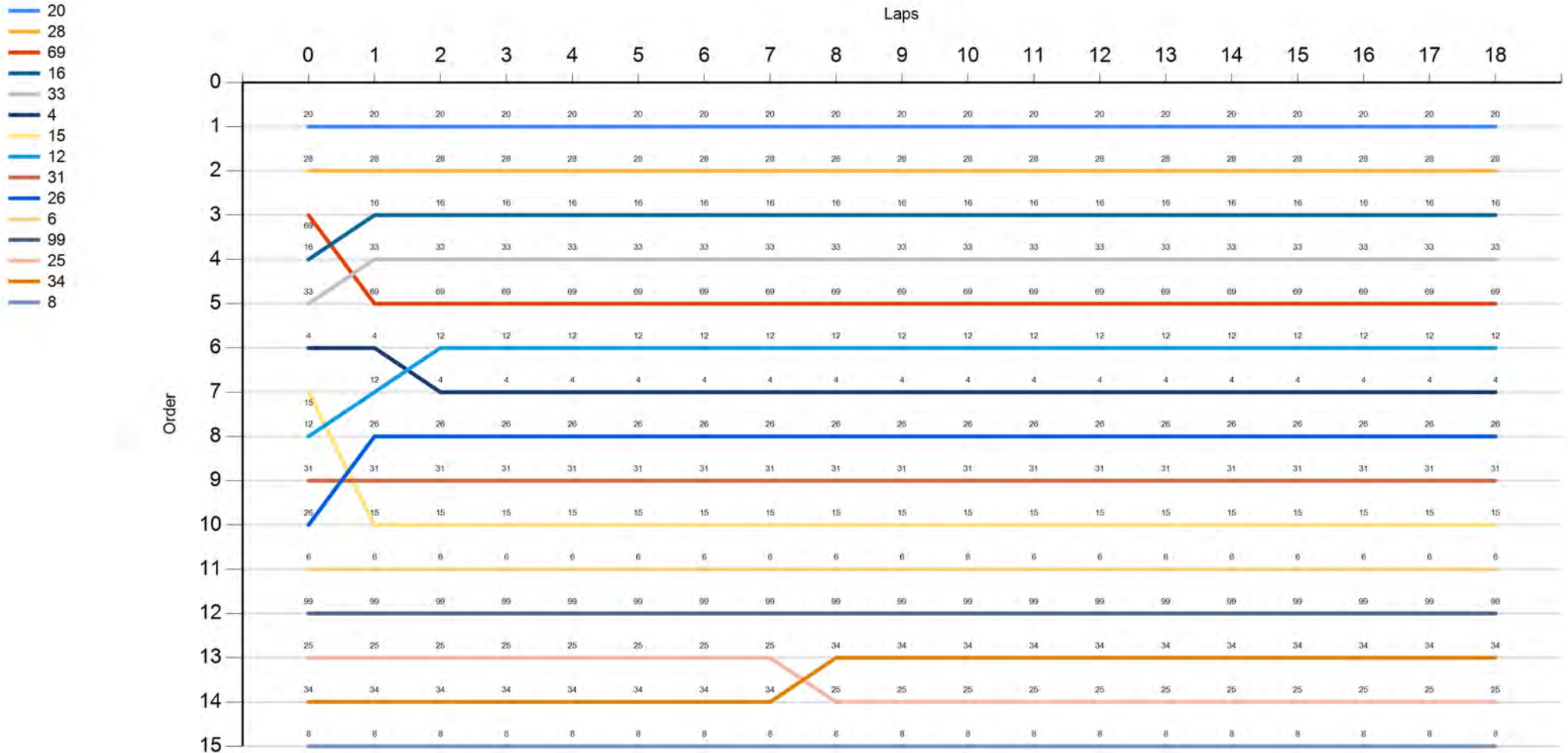
LAP

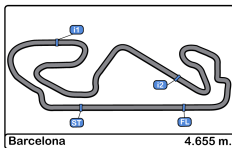
Nr	Po	Grid	1	2	3	4	5	6	7	8	9	10	11	12	13	14	15	16	17	18
20	1	20	20	20	20	20	20	20	20	20	20	20	20	20	20	20	20	20	20	20
28	2	28	28	28	28	28	28	28	28	28	28	28	28	28	28	28	28	28	28	28
69	3	69	16	16	16	16	16	16	16	16	16	16	16	16	16	16	16	16	16	16
16	4	16	33	33	33	33	33	33	33	33	33	33	33	33	33	33	33	33	33	33
33	5	33	69	69	69	69	69	69	69	69	69	69	69	69	69	69	69	69	69	69
4	6	4	4	12	12	12	12	12	12	12	12	12	12	12	12	12	12	12	12	12
15	7	15	12	4	4	4	4	4	4	4	4	4	4	4	4	4	4	4	4	4
12	8	12	26	26	26	26	26	26	26	26	26	26	26	26	26	26	26	26	26	26
31	9	31	31	31	31	31	31	31	31	31	31	31	31	31	31	31	31	31	31	31
26	10	26	15	15	15	15	15	15	15	15	15	15	15	15	15	15	15	15	15	15
6	11	6	6	6	6	6	6	6	6	6	6	6	6	6	6	6	6	6	6	6
99	12	99	99	99	99	99	99	99	99	99	99	99	99	99	99	99	99	99	99	99
25	13	25	25	25	25	25	25	25	25	34	34	34	34	34	34	34	34	34	34	34
34	14	34	34	34	34	34	34	34	34	25	25	25	25	25	25	25	25	25	25	25
8	15	8	8	8	8	8	8	8	8	8	8	8	8	8	8	8	8	8	8	8





Circuito de Barcelona
Euroformula Open
Race - 2
Graphic Lap Chart



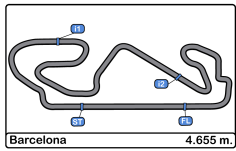


Circuit de Barcelona
 Euroformula Open
 Race - 2
 Pit Stop Analysis

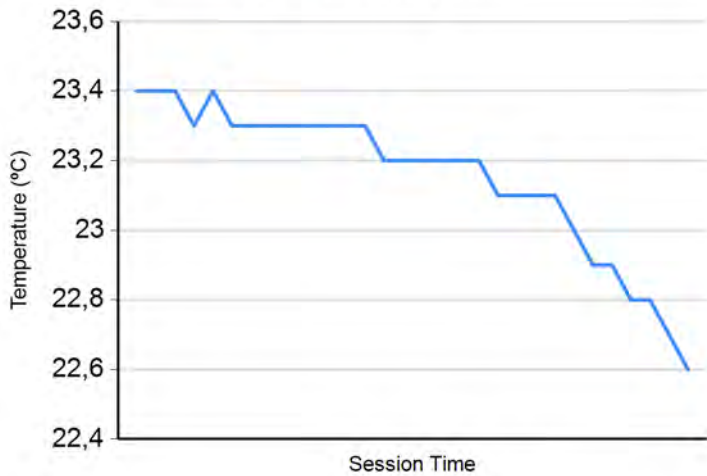


Nr.	In Day Time	Entrant	Nat	Driver	Nat	Cat	Chassis - Engine	Team	In Time	Stop N°	Pit Time	Handicap	Penalty
-----	-------------	---------	-----	--------	-----	-----	------------------	------	---------	---------	----------	----------	---------

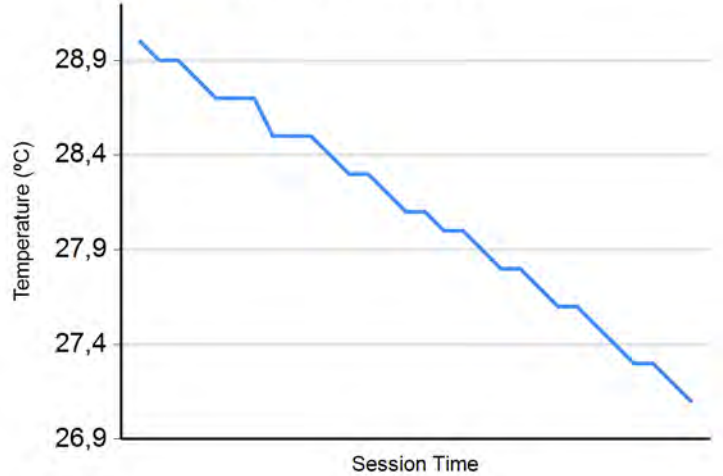




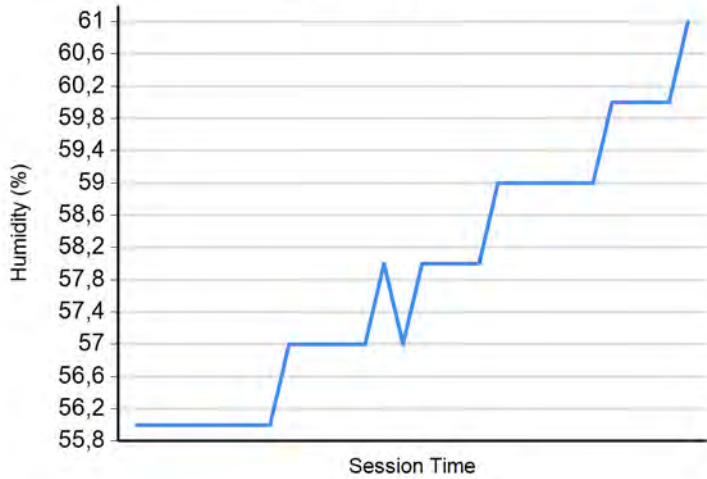
Air Temperature

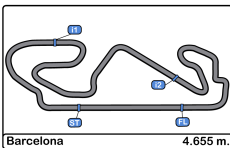


Track Temperature



Humidity





Circuito de Barcelona
Euroformula Open
Race - 2
Final Results




Cls	Nº	Entrant	Nat	Driver	Nat	Cat	Cls	Chassis - Engine	Team	Laps	Total Time	Gap	Interval	Km/h	Best	Time	Km/h
1	20	Cryptotower Racing Team	●	JPN Yifei Ye	●	CHN		Dallara F320 Spiess	Cryptotower Racing Team	18	29:24.619			170.9	16	1:37.115	172.5
2	28	Team Motopark	●	DEU Cameron Das	●	USA		Dallara F320 Spiess	Team Motopark	18	29:30.224	5.605	5.605	170.3	16	1:37.700	171.5
3	16	Van Amersfoort Racing	●	NLD Andreas Estner	●	DEU		Dallara F320 HWA	Van Amersfoort Racing	18	29:32.832	8.213	2.608	170.1	13	1:37.764	171.4
4	33	Team Motopark	●	DEU Manuel Maldonado	●	VEN		Dallara F320 Spiess	Team Motopark	18	29:35.167	10.548	2.335	169.9	13	1:37.835	171.2
5	69	Cryptotower Racing Team	●	JPN Lukas Dunner	●	AUT		Dallara F320 Spiess	Cryptotower Racing Team	18	29:35.469	10.850	0.302	169.8	13	1:37.792	171.3
6	12	DRIVEX	●	ESP Glenn Van Berlo	●	NLD	R 1	Dallara F320 HWA	DRIVEX	18	29:39.934	15.315	4.465	169.4	7	1:38.173	170.6
7	4	Team Motopark	●	DEU Niklas Krütten	●	DEU	R 2	Dallara F320 Spiess	Team Motopark	18	29:40.667	16.048	0.733	169.3	8	1:38.077	170.8
8	26	Double R	●	GBR Louis Foster	●	GBR		Dallara F320 HWA	Double R	18	29:42.635	18.016	1.968	169.2	14	1:38.180	170.6
9	31	Carlin	●	GBR Zane Maloney	●	BRB	R 3	Dallara F320 Spiess	Carlin	18	29:43.788	19.169	1.153	169.1	9	1:38.256	170.5
10	15	Van Amersfoort Racing	●	NLD Sebastian Estner	●	DEU	R 4	Dallara F320 HWA	Van Amersfoort Racing	18	29:44.497	19.878	0.709	169.0	13	1:38.311	170.4
11	6	Carlin	●	GBR Ido Cohen	●	ISR		Dallara F320 Spiess	Carlin	18	29:45.222	20.603	0.725	168.9	17	1:38.031	170.9
12	99	Cryptotower Racing Team	●	JPN Rui Andrade	●	AGO		Dallara F320 Spiess	Cryptotower Racing Team	18	29:50.127	25.508	4.905	168.5	18	1:38.228	170.6
13	34	DRIVEX	●	ESP Rafael Villagomez	●	MEX	R 5	Dallara F320 HWA	DRIVEX	18	29:53.925	29.306	3.798	168.1	12	1:38.608	169.9
14	25	Van Amersfoort Racing	●	NLD Alexandre Bardinon	●	FRA		Dallara F320 HWA	Van Amersfoort Racing	18	29:54.871	30.252	0.946	168.0	11	1:38.173	170.6
15	8	Double R	●	GBR Matthias Lüthen	●	DEU	R 6	Dallara F320 HWA	Double R	18	30:20.759	56.140	25.888	165.6	7	1:39.407	168.5

Fastest lap Yifei Ye in 1:37.115 at 172.6 Km/h in lap 16

REPRIMAND CAR #4 - FORCING OUT OF TRACK CAR 12 (2ND DRIVING)

Published at:.....

Track Temp: 27.1 °C Air Temp: 22.6 °C Humidity: 61 % Track Status: DRY

Stewards:	Race Director:	Timekeeper: 
------------------	-----------------------	--





2020

Championship Classification

Cls.	Nº	Name	Nat.	Net Pts.	Pts.	Hungaroring		Paul Ricard		Red Bull Ring		Monza			Mugello		SPA-Francorchamps			Barcelona																					
						Race - 1		Race - 2		Race - 1		Race - 2		Race - 1		Race - 2	Race - 3		Race - 1		Race - 2	Race - 3		Race - 1		Race - 2		Race - 3		Race - 4											
						Q	R	FL	Q	R	FL	Q	R	FL	Q	R	FL	Q	R	FL	Q	R	FL	Q	R	FL	Q	R	FL	Q	R	FL	Q	R	FL	Q	R	FL	Q	R	FL
1	20	Yifei Ye		341	341	1	25	1	1	25	1	18	1	25	1	1	25	1	1	25	1	1	25	1	1	25	1	1	25	1	1	25	1	1	25	1	1				
2	69	Lukas Dunner		230	230													18		25		25		1	25		18	1	1	18	1	1	25	1	18		10				
3	16	Andreas Estner		153	153	18		18		15		12		12				8		2		12		18		1		12		6		4			15						
4	4	Niklas Krütten		150	150	4		1		10		8		4		15		15		15		15		12		12				8		10		15		6					
5	33	Manuel Maldonado		129	129	10		8		6				18		18		12				1				8		8				18		10		12					
6	6	Ido Cohen		110	110	8		12		12		10		10		8								8		2		15		18		6		1							
7	28	Cameron Das		100	100					1		4						10	1	10		8		2		6		10		12		12		6		18					
8	31	Zane Maloney		95	95	12		15				18						4		12		6		4		10						12		2							
9	12	Glenn Van Berlo		80	81	2		2		2		1		6		10		2		4		2		6		4		1		15		8		8		8					
10	15	Sebastian Estner		64	64	15		10						15		12						4				1				2		2		2			1				
11	26	Ayrton Simmons		62	62	6		6		8		6		6		8		6		6		10																			
12	24	Ben Barnicoat		41	41																			15		1	25														
13	26	Louis Foster		39	39																					6		25				4		4							
14	99	Rui Andrade		25	25					4		2		2		1		1		8								4		1		2									
15	8	Benjamin Pedersen		14	14																			4		10															
16	25	Alexandre Bardinon		8	8					4						2								1						1											
17	34	Shihab Al-Habsi		6	6	1								1		4																									
18	8	Matthias Lüthen		0	0																																				



Benigno Granizo 4, 28224 Pozuelo de Alarcon
 Tel y Fax 91.448.32.06
 www.cronococa.com
 info@cronococa.com



Juan Bravo 17, 28006 Madrid
 Tel 91.432.27.50
 www.gtssport.es
 info@gtssport.es



2020

Championship Rookie Classification



Cls.	Nº	Name	Net Pts.	Pts.	Hungaroring		Paul Ricard		Red Bull Ring		Monza			Mugello		SPA-Francorchamps			Barcelona			
					R1	R2	R1	R2	R1	R2	R1	R2	R3	R1	R2	R1	R2	R3	R1	R2	R3	R4
1	4	Niklas Krütten	136	136	6	4	10	8	6	10	10	10	10	10	10	6	8	10	10	8		
2	12	Glenn Van Berlo	110	110	4	6	8	6	8	6	6	6	4	8	6	8	10	8	6	10		
3	15	Sebastian Estner	91	91	10	8	4	4	10	8	4		6	4	4	10	6	6	3	4		
4	31	Zane Maloney	91	91	8	10		10	3		8	8	8	6	8	4		4	8	6		
5	34	Shihab Al-Habsi	23	23	3	3	6	3	4	4												
6	8	Matthias Lüthen	7	7															4	3		



Benigno Granizo 4, 28224 Pozuelo de Alarcon
 Tel y Fax 91.448.32.06
 www.cronococa.com
 info@cronococa.com










Juan Bravo 17, 28006 Madrid
 Tel 91.432.27.50
 www.gtsport.es
 info@gtsport.es



2020

Championship Teams' Classification

Cls.	Team	Net Pts.	Pts.	 Hungaroring		 Paul Ricard		 Red Bull Ring		 Monza			 Mugello		 SPA-Francorchamps			 Barcelona			
				R1	R2	R1	R2	R1	R2	R1	R2	R3	R1	R2	R1	R2	R3	R1	R2	R3	R4
1	Cryptotower Racing Team	220	220	10	10	18	16	10	10	18	18	18	13	14	18		16	18	13		
2	Team Motopark	101	101	3		3		8	14	10	9	6	4	4	3	4	12	9	12		
3	Carlin	73	73	4	10	4	11	3			4		6	13	6	8		4			
4	Van Amersfoort Racing	71	71	14	11	6	4	10	4			4	8		4				6		
5	Double R	16	16									3				13					
6	DRIVEX	9	9						3							6					



Benigno Granizo 4, 28224 Pozuelo de Alarcon
 Tel y Fax 91.448.32.06
 www.cronococa.com
 info@cronococa.com



Juan Bravo 17, 28006 Madrid
 Tel 91.432.27.50
 www.gtsport.es
 info@gtsport.es



2020

Drivers Statistics

Cls.	Nº	Name	Nat.	Net Points	Points	First Positions	Seconds Positions	Thirds Positions	Race Fastest Laps	Pole Positions	Laps in first place	Km. covered in Race	Km. covered in Practice
1	20	Yifei Ye		341	341	9	3	2	10	12	170	1468.54	2291.53
2	69	Lukas Dunner		230	230	5	4	1	4	4	76	1146.87	1765.99
3	16	Andreas Estner		153	153		3	2			5	1360.69	2419.50
4	4	Niklas Krütten		150	150			5				1468.54	2415.92
5	33	Manuel Maldonado		129	129		3					1375.85	2178.83
6	6	Ido Cohen		110	110		1	1				1382.19	2217.16
7	28	Cameron Das		100	100		1		1			1146.87	1694.83
8	31	Zane Maloney		95	95		1	1				1166.70	2440.58
9	12	Glenn Van Berlo		81	81			1				1463.30	2402.48
10	15	Sebastian Estner		64	64			2	1			1399.57	2320.97
11	26	Ayrton Simmons		62	62							809.214	1358.97
12	24	Ben Barnicoat		41	41	1		1		1		183.575	277.985
13	26	Louis Foster		39	39	1					3	370.696	687.494
14	99	Rui Andrade		25	25							1430.01	2232.68
15	8	Benjamin Pedersen		14	14							203.116	441.252
16	25	Alexandre Bardinon		8	8							1316.89	2523.36
17	34	Shihab Al-Habsi		6	6							507.978	731.368
18	8	Matthias Lüthen		0	0							167.580	1025.30



Benigno Granizo 4, 28224 Pozuelo de Alarcon
 Tel y Fax 91.448.32.06
 www.cronococa.com
 info@cronococa.com



Juan Bravo 17, 28006 Madrid
 Tel 91.432.27.50
 www.gtssport.es
 info@gtssport.es





2020

Drivers Performance

Cls.	Nº	Name	Net Pts.	Pts.	Hungaroring		Paul Ricard		Red Bull Ring		Monza			Mugello		SPA-Francorchamps			Barcelona			
					R1	R2	R1	R2	R1	R2	R1	R2	R3	R1	R2	R1	R2	R3	R1	R2	R3	R4
1	20	Yifei Ye	341	341	1-1	1-1	2-2	1-1	1-1	1-1	1-1	1-2	1-2	4-5	2-3	2-1	2-11	1-3	1-1	1-1	1-	
2	69	Lukas Dunner	230	230	NP-NP	NP-NP	1-1	2-3	NP-NP	NP-NP	7-2	2-1	3-1	1-1	4-2	1-2	1-13	2-1	2-2	3-5	3-	
3	16	Andreas Estner	153	153	2-2	2-2	4-3	4-4	2-4	3-NP	6-6	3-9	6-4	2-2	3-10	7-4	8-7	7-8	3-14	4-3	7-	
4	4	Niklas Krütten	150	150	8-8	5-10	7-5	7-6	3-8	5-3	2-3	9-3	2-3	3-4	7-4	5-12	11-6	8-5	4-3	6-7	8-	
5	33	Manuel Maldonado	129	129	6-5	7-6	6-7	5-14	4-2	4-2	4-4	8-NC	5-10	13-11	6-6	9-6	10-12	6-2	5-5	5-4	5-	
6	6	Ido Cohen	110	110	5-6	6-4	3-4	6-5	6-5	6-6	9-11	11-NC	10-11	5-6	9-9	8-3	9-2	13-7	13-10	11-11	9-	
7	28	Cameron Das	100	100	NP-NP	NP-NP	10-10	9-8	NP-NP	NP-NP	3-5	6-5	8-6	10-9	8-7	3-5	3-4	3-4	7-7	2-2	6-	
8	31	Zane Maloney	95	95	4-4	4-3	5-NP	3-2	5-12	11-NC	13-8	13-4	9-7	8-8	10-5	10-14	4-NC	10-12	6-4	9-9	10-	
9	12	Glenn Van Berlo	81	81	10-9	12-9	12-9	12-10	10-7	9-5	10-9	10-8	13-9	7-7	12-8	4-10	14-3	9-6	9-6	8-6	12-	
10	15	Sebastian Estner	64	64	3-3	3-5	11-13	13-11	9-3	2-4	5-12	4-NC	4-8	11-12	5-11	14-9	6-9	12-9	8-13	7-10	2-	
11	26	Ayrton Simmons	62	62	7-7	8-7	8-6	8-7	7-6	8-7	11-7	5-7	7-5	NP-NP	NP-NP	NP-NP	NP-NP	NP-NP	NP-NP	NP-NP	NP-NP	
12	24	Ben Barnicoat	41	41	NP-NP	NP-NP	NP-NP	NP-NP	NP-NP	NP-NP	NP-NP	NP-NP	NP-NP	NP-NP	6-3	1-1	NP-NP	NP-NP	NP-NP	NP-NP	NP-NP	
13	26	Louis Foster	39	39	NP-NP	NP-NP	NP-NP	NP-NP	NP-NP	NP-NP	NP-NP	NP-NP	NP-NP	NP-NP	NP-NP	12-7	5-1	4-NP	11-8	10-8	4-	
14	99	Rui Andrade	25	25	9-11	10-12	9-8	10-9	12-9	7-10	12-10	12-6	11-NC	12-13	13-12	11-11	12-8	11-10	10-9	12-12	11-	
15	8	Benjamin Pedersen	14	14	NP-NP	NP-NP	NP-NP	NP-NP	NP-NP	NP-NP	NP-NP	NP-NP	NP-NP	NP-NP	NP-NP	6-8	7-5	5-NP	NP-NP	NP-NP	NP-NP	
16	25	Alexandre Bardinon	8	8	11-12	9-8	14-12	14-12	8-11	12-9	8-13	7-NC	12-12	9-10	11-NC	13-13	13-10	14-11	12-11	13-13	13-	
17	34	Shihab Al-Habsi	6	6	12-10	11-11	13-11	11-13	11-10	10-8	NP-NP	NP-NP	NP-NP	NP-NP	NP-NP	NP-NP	NP-NP	NP-NP	NP-NP	NP-NP	NP-NP	
18	8	Matthias Lüthen	0	0	NP-NP	NP-NP	NP-NP	NP-NP	NP-NP	NP-NP	NP-NP	NP-NP	NP-NP	NP-NP	NP-NP	NP-NP	NP-NP	NP-NP	NP-NP	NP-NP	NP-NP	

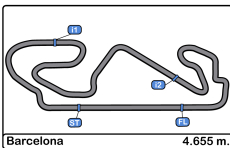


Benigno Granizo 4, 28224 Pozuelo de Alarcon
 Tel y Fax 91.448.32.06
 www.cronococa.com
 info@cronococa.com



Juan Bravo 17, 28006 Madrid
 Tel 91.432.27.50
 www.gtsport.es
 info@gtsport.es





Circuito de Barcelona
Euroformula Open
Qualifying - 4
Provisional Results



Clas	Nº	Entrant	Nat	Driver	Nat	Cat	Clas	Chassis - Engine	Team	Laps	Best	Time	Gap	Interval	Km/h
1	20	Cryptotower Racing Team	JPN	Yifei Ye	CHN			Dallara F320 Spiess	Cryptotower Racing Team	11	10	1:35.029			176.3
2	33	Team Motopark	DEU	Manuel Maldonado	VEN			Dallara F320 Spiess	Team Motopark	12	10	1:35.273	0.244	0.244	175.8
3	69	Cryptotower Racing Team	JPN	Lukas Dunner	AUT			Dallara F320 Spiess	Cryptotower Racing Team	12	10	1:35.328	0.299	0.055	175.7
4	16	Van Amersfoort Racing	NLD	Andreas Estner	DEU			Dallara F320 HWA	Van Amersfoort Racing	11	10	1:35.336	0.307	0.008	175.7
5	15	Van Amersfoort Racing	NLD	Sebastian Estner	DEU	R	1	Dallara F320 HWA	Van Amersfoort Racing	13	12	1:35.378	0.349	0.042	175.7
6	28	Team Motopark	DEU	Cameron Das	USA			Dallara F320 Spiess	Team Motopark	11	10	1:35.442	0.413	0.064	175.5
7	6	Carlin	GBR	Ido Cohen	ISR			Dallara F320 Spiess	Carlin	15	12	1:35.632	0.603	0.190	175.2
8	4	Team Motopark	DEU	Niklas Krütten	DEU	R	2	Dallara F320 Spiess	Team Motopark	12	11	1:35.670	0.641	0.038	175.1
9	31	Carlin	GBR	Zane Maloney	BRB	R	3	Dallara F320 Spiess	Carlin	15	13	1:35.778	0.749	0.108	174.9
10	25	Van Amersfoort Racing	NLD	Alexandre Bardinon	FRA			Dallara F320 HWA	Van Amersfoort Racing	15	13	1:35.897	0.868	0.119	174.7
11	99	Cryptotower Racing Team	JPN	Rui Andrade	AGO			Dallara F320 Spiess	Cryptotower Racing Team	12	10	1:35.986	0.957	0.089	174.5
12	26	Double R	GBR	Louis Foster	GBR			Dallara F320 HWA	Double R	7	6	1:36.295	1.266	0.309	174.0
13	12	DRIVEX	ESP	Glenn Van Berlo	NLD	R	4	Dallara F320 HWA	DRIVEX	12	11	1:36.298	1.269	0.003	174.0
14	34	DRIVEX	ESP	Rafael Villagomez	MEX	R	5	Dallara F320 HWA	DRIVEX	14	13	1:36.656	1.627	0.358	173.3
15	8	Double R	GBR	Matthias Lüthen	DEU	R	6	Dallara F320 HWA	Double R	14	12	1:36.987	1.958	0.331	172.7

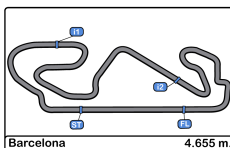
CAR 6 TIME 1:36.919 DELETED TRACK LIMITS AT T 9
 CAR 12 TIME 1:38.424 DELETED TRACK LIMITS AT T 9

Published at:.....

Track Temp: 16.7 °C Air Temp: 11.5 °C Humidity: 90 % Track Status: DRY

Stewards:	Race Director:	Timekeeper: 
-----------	----------------	---






Circuito de Barcelona
Euroformula Open
Qualifying - 4
Provisional Results by Class



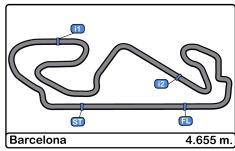
Clas	Nº	Entrant	Nat	Driver	Nat	Cat	Clas	Chassis - Engine	Team	Laps	Best	Time	Gap	Interval	Km/h
1	20	Cryptotower Racing	JPN	Yifei Ye	CHN			Dallara F320 Spiess	Cryptotower Racing	11	10	1:35.029			176.3
2	33	Team Motopark	DEU	Manuel Maldonado	VEN			Dallara F320 Spiess	Team Motopark	12	10	1:35.273	0.244	0.244	175.8
3	69	Cryptotower Racing	JPN	Lukas Dunner	AUT			Dallara F320 Spiess	Cryptotower Racing	12	10	1:35.328	0.299	0.055	175.7
4	16	Van Amersfoort	NLD	Andreas Estner	DEU			Dallara F320 HWA	Van Amersfoort	11	10	1:35.336	0.307	0.008	175.7
5	28	Team Motopark	DEU	Cameron Das	USA			Dallara F320 Spiess	Team Motopark	11	10	1:35.442	0.413	0.106	175.5
6	6	Carlin	GBR	Ido Cohen	ISR			Dallara F320 Spiess	Carlin	15	12	1:35.632	0.603	0.190	175.2
7	25	Van Amersfoort	NLD	Alexandre Bardion	FRA			Dallara F320 HWA	Van Amersfoort	15	13	1:35.897	0.868	0.265	174.7
8	99	Cryptotower Racing	JPN	Rui Andrade	AGO			Dallara F320 Spiess	Cryptotower Racing	12	10	1:35.986	0.957	0.089	174.5
9	26	Double R	GBR	Louis Foster	GBR			Dallara F320 HWA	Double R	7	6	1:36.295	1.266	0.309	174.0
Rookie															
1	15	Van Amersfoort	NLD	Sebastian Estner	DEU	R	1	Dallara F320 HWA	Van Amersfoort	13	12	1:35.378			175.7
2	4	Team Motopark	DEU	Niklas Krütten	DEU	R	2	Dallara F320 Spiess	Team Motopark	12	11	1:35.670	0.292	0.292	175.1
3	31	Carlin	GBR	Zane Maloney	BRB	R	3	Dallara F320 Spiess	Carlin	15	13	1:35.778	0.400	0.108	174.9
4	12	DRIVEX	ESP	Glenn Van Berlo	NLD	R	4	Dallara F320 HWA	DRIVEX	12	11	1:36.298	0.920	0.520	174.0
5	34	DRIVEX	ESP	Rafael Villagomez	MEX	R	5	Dallara F320 HWA	DRIVEX	14	13	1:36.656	1.278	0.358	173.3
6	8	Double R	GBR	Matthias Lüthen	DEU	R	6	Dallara F320 HWA	Double R	14	12	1:36.987	1.609	0.331	172.7

Published at:.....

Track Temp: 16.7 °C Air Temp: 11.5 °C Humidity: 90 % Track Status: DRY

Stewards:	Race Director:	Timekeeper: 
-----------	----------------	---





Circuit de Barcelona
Euroformula Open
Qualifying - 4
Lap Analysis



4

Niklas Krütten

Dallara F320 Spiess **12**

Glenn Van Berlo

Dallara F320 HWA

R

Team Motopark

R

DRIVEX

Lap	D	Time	Sector 1	Sector 2	Sector 3	T. Spd	Elapsed	Lap	D	Time	Sector 1	Sector 2	Sector 3	T. Spd	Elapsed
1		9:14:50.886	9:13:33.508	42.625	34.753	152.3	9:14:50.886	1		9:12:03.377	9:10:46.892	39.898	36.587	180.9	9:12:03.377
2		1:45.070	30.583	38.949	35.538	220.8	9:16:35.956	2		1:43.960	29.492	37.296	37.172	234.2	9:13:47.337
3		1:37.205	29.030	36.440	31.735	232.7	9:18:13.161	3		1:38.424	29.200	37.011	32.213	235.2	9:15:25.761
4		1:36.335	28.672	36.176	31.487	235.2	9:19:49.496	4		1:37.620	28.973	36.800	31.847	236.3	9:17:03.381
5		1:36.252	28.570	36.116	31.566	235.2	9:21:25.748	5		1:37.202	28.827	36.531	31.844	237.3	9:18:40.583
6		1:42.762 P	28.593	36.418	37.751	235.8	9:23:08.510	6		1:42.347 P	28.659	36.676	37.012	238.4	9:20:22.930
7		6:40.901	5:26.712	40.497	33.692	157.8	9:29:49.411	7		8:37.007	7:17.902	42.798	36.307	128.2	9:28:59.937
8		1:46.612	30.095	38.439	38.078	221.7	9:31:36.023	8		1:46.491	31.118	39.207	36.166	203.3	9:30:46.428
9		1:36.085	28.776	36.023	31.286	234.7	9:33:12.108	9		1:36.856	28.838	36.423	31.595	236.3	9:32:23.284
10		1:35.715	28.502	35.879	31.334	236.3	9:34:47.823	10		1:36.343	28.720	36.179	31.444	237.3	9:33:59.627
11		1:35.670	28.416	35.989	31.265	237.8	9:36:23.493	11		1:36.298	28.673	36.174	31.451	238.4	9:35:35.925
12		1:54.699 P	29.899	38.736	46.064	238.9	9:38:18.192	12		1:42.731 P	28.671	36.213	37.847	238.4	9:37:18.666

6

Ido Cohen

Dallara F320 Spiess **15**

Sebastian Estner

Dallara F320 HWA

Carlin

R

Van Amersfoort Racing

Lap	D	Time	Sector 1	Sector 2	Sector 3	T. Spd	Elapsed	Lap	D	Time	Sector 1	Sector 2	Sector 3	T. Spd	Elapsed
1		9:11:59.882	9:10:43.463	41.712	34.707	160.0	9:11:59.882	1		9:12:51.365	9:11:31.883	43.614	35.868	119.8	9:12:51.365
2		1:43.779	30.789	38.495	34.495	228.8	9:13:43.661	2		1:46.117	30.686	39.488	35.943	232.2	9:14:37.482
3		1:37.672	28.988	36.715	31.969	237.8	9:15:21.333	3		1:38.685	30.152	36.793	31.740	235.8	9:16:16.167
4		1:36.949	28.679	36.320	31.920	235.8	9:16:58.252	4		1:37.433	28.704	36.273	32.456	237.3	9:17:53.600
5		1:36.645	28.573	36.263	31.809	236.3	9:18:34.897	5		1:36.576	28.723	36.187	31.666	236.3	9:19:30.176
6		1:36.654	28.596	36.322	31.736	237.3	9:20:11.551	6		1:36.517	28.531	36.360	31.626	238.9	9:21:06.693
7		1:36.979	28.447	36.437	32.095	237.3	9:21:48.530	7		1:43.901 P	28.529	36.233	39.139	238.4	9:22:50.594
8		1:49.043 P	29.369	37.521	42.153	236.3	9:23:37.573	8		6:36.812	5:20.348	41.803	34.661	149.1	9:29:27.406
9		4:19.718	3:02.831	40.738	36.149	162.1	9:27:57.291	9		1:40.300	30.145	37.823	32.332	231.7	9:31:07.706
10		1:44.559	31.657	37.414	35.488	210.9	9:29:41.850	10		1:35.470	28.465	35.789	31.216	236.8	9:32:43.176
11		1:37.198	28.556	36.065	32.577	235.8	9:31:19.048	11		1:38.360	28.337	35.897	34.126	238.4	9:34:21.536
12		1:35.632	28.394	35.918	31.320	237.3	9:32:54.680	12		1:35.378	28.374	35.831	31.173	238.4	9:35:56.914
13		1:35.643	28.249	35.862	31.532	237.8	9:34:30.323	13		1:50.316 P	30.421	38.679	41.216	237.8	9:37:47.230
14		1:36.160	28.467	36.061	31.632	238.4	9:36:06.483								
15		2:02.011 P	34.849	44.460	42.702	234.2	9:38:08.494								

16

Andreas Estner

Dallara F320 HWA

Van Amersfoort Racing

8

Matthias Lüthen

Dallara F320 HWA

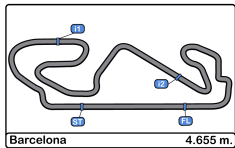
Lap	D	Time	Sector 1	Sector 2	Sector 3	T. Spd	Elapsed	Lap	D	Time	Sector 1	Sector 2	Sector 3	T. Spd	Elapsed
								1		9:14:42.895	9:13:26.855	41.700	34.340	130.5	9:14:42.895
								2		1:46.502	31.774	37.439	37.289	200.3	9:16:29.397
								3		1:36.696	28.779	36.328	31.589	236.3	9:18:06.093
								4		1:36.019	28.543	35.930	31.546	236.8	9:19:42.112
								5		1:36.179	28.491	35.976	31.712	238.4	9:21:18.291
								6		1:40.894 P	28.489	36.478	35.927	237.8	9:22:59.185
								7		7:18.830	5:55.881	46.442	36.507	152.9	9:30:18.015
								8		1:40.517	31.786	36.851	31.880	197.0	9:31:58.532
								9		1:37.810	28.404	35.605	33.801	237.3	9:33:36.342
								10		1:35.336	28.290	35.743	31.303	238.9	9:35:11.678
								11		1:49.027 P	29.404	37.596	42.027	238.4	9:37:00.705

R

Double R

Lap	D	Time	Sector 1	Sector 2	Sector 3	T. Spd	Elapsed
1		9:12:37.045	9:11:12.464	46.797	37.784	163.8	9:12:37.045
2		1:48.268	33.395	40.437	34.436	216.0	9:14:25.313
3		1:38.869	29.450	37.186	32.233	232.2	9:16:04.182
4		1:38.166	29.090	36.605	32.471	233.7	9:17:42.348
5		1:37.937	28.968	36.708	32.261	234.7	9:19:20.285
6		1:37.805	28.792	36.744	32.269	235.2	9:20:58.090
7		1:45.511 P	28.891	36.714	39.906	234.7	9:22:43.601
8		5:09.442	3:49.277	43.936	36.229	163.3	9:27:53.043
9		1:52.365	33.600	41.808	36.957	214.2	9:29:45.408
10		1:41.184	29.972	37.856	33.356	236.3	9:31:26.592
11		1:37.668	28.702	36.766	32.200	236.8	9:33:04.260
12		1:36.987	28.691	36.484	31.812	236.8	9:34:41.247
13		1:37.194	28.712	36.385	32.097	236.3	9:36:18.441
14		1:56.927 P	28.836	43.032	45.059	236.3	9:38:15.368





Circuit de Barcelona
Euroformula Open
Qualifying - 4
Lap Analysis



20

Yifei Ye

Dallara F320 Spiess

31

Zane Maloney

Dallara F320 Spiess

Cryptotower Racing Team R

Carlin

Lap	D	Time	Sector 1	Sector 2	Sector 3	T. Spd	Elapsed	Lap	D	Time	Sector 1	Sector 2	Sector 3	T. Spd	Elapsed
1		9:14:59.564	9:13:44.594	40.737	34.233	146.1	9:14:59.564	1		9:11:53.184	9:10:38.989	40.500	33.695	173.3	9:11:53.184
2		1:44.730	29.926	37.718	37.086	225.9	9:16:44.294	2		1:40.841	30.158	38.032	32.651	231.7	9:13:34.025
3		1:36.629	28.903	36.238	31.488	233.2	9:18:20.923	3		1:38.145	29.431	36.770	31.944	234.7	9:15:12.170
4		1:35.779	28.535	35.920	31.324	236.3	9:19:56.702	4		1:37.208	29.061	36.428	31.719	235.8	9:16:49.378
5		1:35.524	28.383	35.844	31.297	236.8	9:21:32.226	5		1:41.962	28.861	40.533	32.568	239.4	9:18:31.340
6		1:41.435 P	28.419	35.984	37.032	236.3	9:23:13.661	6		1:36.739	28.727	36.347	31.665	236.8	9:20:08.079
7		6:48.177	5:32.177	41.908	34.092	174.7	9:30:01.838	7		1:36.539	28.706	36.261	31.572	236.8	9:21:44.618
8		1:45.280	29.979	36.922	38.379	221.7	9:31:47.118	8		1:40.923 P	28.739	36.169	36.015	236.8	9:23:25.541
9		1:35.347	28.587	35.665	31.095	234.2	9:33:22.465	9		4:14.967	3:04.019	38.486	32.462	184.3	9:27:40.508
10		1:35.029	28.348	35.644	31.037	236.3	9:34:57.494	10		1:38.755	29.408	37.402	31.945	233.2	9:29:19.263
11		1:47.020 P	28.333	37.304	41.383	236.8	9:36:44.514	11		1:35.953	28.674	36.037	31.242	234.7	9:30:55.216
12								12		1:35.831	28.584	35.952	31.295	236.3	9:32:31.047
13								13		1:35.778	28.480	36.004	31.294	237.3	9:34:06.825
14								14		1:36.015	28.498	36.124	31.393	237.3	9:35:42.840
15								15		1:50.220 P	30.320	40.674	39.226	237.3	9:37:33.060

25

Alexandre Bardinon

Dallara F320 HWA

Van Amersfoort Racing

Lap	D	Time	Sector 1	Sector 2	Sector 3	T. Spd	Elapsed
1		9:12:21.037	9:11:03.493	43.181	34.363	160.9	9:12:21.037
2		1:46.213	31.349	40.018	34.846	204.1	9:14:07.250
3		1:37.598	29.017	36.813	31.768	234.2	9:15:44.848
4		1:36.899	28.732	36.394	31.773	236.8	9:17:21.747
5		1:36.963	28.616	36.406	31.941	236.8	9:18:58.710
6		1:37.045	28.656	36.452	31.937	237.3	9:20:35.755
7		1:36.716	28.533	36.384	31.799	237.3	9:22:12.471
8		1:42.453 P	28.637	36.584	37.232	235.8	9:23:54.924
9		4:19.790	3:01.779	42.588	35.423	180.0	9:28:14.714
10		1:43.389	30.869	39.406	33.114	229.2	9:29:58.103
11		1:40.744	28.660	36.426	35.658	237.3	9:31:38.847
12		1:36.352	28.507	36.227	31.618	238.4	9:33:15.199
13		1:35.897	28.390	35.967	31.540	238.9	9:34:51.096
14		1:36.505	28.517	36.131	31.857	239.4	9:36:27.601
15		1:58.653 P	33.317	42.780	42.556	239.4	9:38:26.254

33

Manuel Maldonado

Dallara F320 Spiess

Team Motopark

Lap	D	Time	Sector 1	Sector 2	Sector 3	T. Spd	Elapsed
1		9:13:44.490	9:12:23.934	44.333	36.223	161.1	9:13:44.490
2		1:44.727	30.302	40.139	34.286	231.7	9:15:29.217
3		1:37.208	28.938	36.587	31.683	236.8	9:17:06.425
4		1:36.410	28.569	36.223	31.618	238.4	9:18:42.835
5		1:36.480	28.451	36.224	31.805	240.0	9:20:19.315
6		1:41.105 P	28.512	36.407	36.186	238.4	9:22:00.420
7		6:57.135	5:39.708	41.812	35.615	143.0	9:28:57.555
8		1:46.231	31.722	38.994	35.515	204.1	9:30:43.786
9		1:35.988	28.633	36.000	31.355	235.8	9:32:19.774
10		1:35.273	28.347	35.783	31.143	237.3	9:33:55.047
11		1:35.602	28.308	35.882	31.412	238.4	9:35:30.649
12		1:46.713 P	28.707	37.171	40.835	238.4	9:37:17.362

26

Louis Foster

Dallara F320 HWA

Double R

Lap	D	Time	Sector 1	Sector 2	Sector 3	T. Spd	Elapsed
1		9:12:13.010	9:10:54.285	43.807	34.918	105.4	9:12:13.010
2		1:52.555 P	35.387	39.900	37.268	160.9	9:14:05.565
3		6:11.945 P	4:54.201	42.214	35.530	189.1	9:20:17.510
4		11:33.556	10:11.349	37.214	44.993	188.1	9:31:51.066
5		1:41.699	29.517	37.032	35.150	238.4	9:33:32.765
6		1:36.295	28.585	36.155	31.555	237.8	9:35:09.060
7		1:40.350 P	28.515	36.806	35.029	237.8	9:36:49.410

34

Rafael Villagomez

Dallara F320 HWA

R

DRIVEX

Lap	D	Time	Sector 1	Sector 2	Sector 3	T. Spd	Elapsed
1		9:12:04.458	9:10:48.093	40.129	36.236	181.2	9:12:04.458
2		1:46.971	29.495	37.356	40.120	241.0	9:13:51.429
3		1:38.170	29.026	36.706	32.438	238.9	9:15:29.599
4		1:39.724	30.302	36.945	32.477	246.5	9:17:09.323
5		1:37.172	28.818	36.364	31.990	238.9	9:18:46.495
6		1:36.901	28.680	36.345	31.876	238.4	9:20:23.396
7		1:42.508 P	28.605	36.307	37.596	241.6	9:22:05.904
8		6:06.086	4:52.857	39.531	33.698	173.6	9:28:11.990
9		1:39.365	29.588	36.887	32.890	235.8	9:29:51.355
10		1:37.532	28.675	36.941	31.916	240.5	9:31:28.887
11		1:36.661	28.587	36.362	31.712	243.7	9:33:05.548
12		1:39.180	28.468	36.376	34.336	242.1	9:34:44.728
13		1:36.656	28.653	36.220	31.783	240.0	9:36:21.384
14		1:55.619 P	28.972	40.322	46.325	242.1	9:38:17.003

28

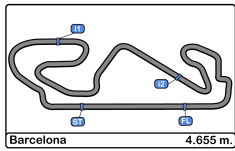
Cameron Das

Dallara F320 Spiess

Team Motopark

Lap	D	Time	Sector 1	Sector 2	Sector 3	T. Spd	Elapsed
1		9:15:04.340	9:13:48.545	41.041	34.754	161.6	9:15:04.340
2		1:44.364	29.854	38.392	36.118	228.3	9:16:48.704
3		1:36.912	28.813	36.319	31.780	234.2	9:18:25.616
4		1:36.641	28.532	36.113	31.996	236.3	9:20:02.257
5		1:36.255	28.577	36.078	31.600	236.8	9:21:38.512
6		1:41.370 P	28.499	36.451	36.420	237.3	9:23:19.882
7		6:46.088	5:30.308	41.228	34.552	154.2	9:30:05.970
8		1:44.843	29.981	37.480	37.382	223.6	9:31:50.813
9		1:37.479	29.518	36.276	31.685	235.2	9:33:28.292
10		1:35.442	28.410	35.803	31.229	237.3	9:35:03.734
11		1:53.409 P	31.853	40.782	40.774	198.8	9:36:57.143





Circuit de Barcelona
Euroformula Open
Qualifying - 4
Lap Analysis



69

Lukas Dunner

Dallara F320 Spiess

Cryptotower Racing Team

Lap	D	Time	Sector 1	Sector 2	Sector 3	T. Spd	Elapsed
1		9:14:38.979	9:13:22.887	41.253	34.839	168.2	9:14:38.979
2		1:43.857	30.893	38.420	34.544	211.7	9:16:22.836
3		1:36.791	28.848	36.378	31.565	233.7	9:17:59.627
4		1:36.475	28.582	36.286	31.607	235.8	9:19:36.102
5		1:36.069	28.541	36.110	31.418	236.3	9:21:12.171
6		1:42.080 P	28.529	36.196	37.355	236.3	9:22:54.251
7		6:50.124	5:36.164	39.509	34.451	147.9	9:29:44.375
8		1:40.832	29.808	37.995	33.029	224.5	9:31:25.207
9		1:36.067	28.589	36.097	31.381	235.2	9:33:01.274
10		1:35.328	28.342	35.842	31.144	236.8	9:34:36.602
11		1:35.540	28.324	35.861	31.355	237.8	9:36:12.142
12		2:00.846 P	32.666	44.497	43.683	229.2	9:38:12.988

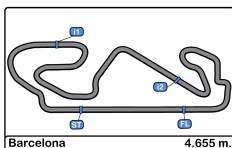
99

Rui Andrade

Dallara F320 Spiess

Cryptotower Racing Team

Lap	D	Time	Sector 1	Sector 2	Sector 3	T. Spd	Elapsed
1		9:14:16.304	9:13:00.486	41.662	34.156	139.5	9:14:16.304
2		1:41.332	30.322	37.894	33.116	219.9	9:15:57.636
3		1:37.442	29.042	36.570	31.830	232.7	9:17:35.078
4		1:36.902	28.744	36.428	31.730	233.7	9:19:11.980
5		1:36.544	28.595	36.280	31.669	236.3	9:20:48.524
6		1:42.649 P	28.637	36.749	37.263	236.3	9:22:31.173
7		7:01.194	5:46.268	41.167	33.759	147.9	9:29:32.367
8		1:42.089	30.591	38.747	32.751	214.2	9:31:14.456
9		1:36.192	28.576	36.210	31.406	234.7	9:32:50.648
10		1:35.986	28.427	36.129	31.430	235.8	9:34:26.634
11		1:36.046	28.446	36.145	31.455	237.3	9:36:02.680
12		1:45.971 P	29.486	36.754	39.731	219.5	9:37:48.651

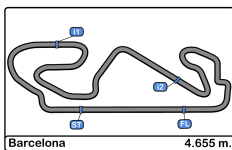


Circuito de Barcelona
Euroformula Open
Qualifying - 4
Best Sectors Results



Sector - 1				Sector - 2				Sector - 3				Ideal Lap vs Best Lap				
Clas	Nº	Driver	Time	Nº	Driver	Time	Nº	Driver	Time	Clas	Nº	Driver	Ideal Lap	Best Lap	Clas	
1	6	Ido Cohen	28.249	16	Andreas Estner	35.605	20	Yifei Ye	31.037	1	20	Yifei Ye	1:35.014	1:35.029	1	
2	16	Andreas Estner	28.290	20	Yifei Ye	35.644	33	Manuel Maldonado	31.143	2	16	Andreas Estner	1:35.198	1:35.336	4	
3	33	Manuel Maldonado	28.308	33	Manuel Maldonado	35.783	69	Lukas Dunner	31.144	3	33	Manuel Maldonado	1:35.234	1:35.273	2	
4	69	Lukas Dunner	28.324	15	Sebastian Estner	35.789	15	Sebastian Estner	31.173	4	15	Sebastian Estner	1:35.299	1:35.378	5	
5	20	Yifei Ye	28.333	28	Cameron Das	35.803	28	Cameron Das	31.229	5	69	Lukas Dunner	1:35.310	1:35.328	3	
6	15	Sebastian Estner	28.337	69	Lukas Dunner	35.842	31	Zane Maloney	31.242	6	6	Ido Cohen	1:35.431	1:35.632	7	
7	25	Alexandre Bardinon	28.390	6	Ido Cohen	35.862	4	Niklas Krütten	31.265	7	28	Cameron Das	1:35.442	1:35.442	6	
8	28	Cameron Das	28.410	4	Niklas Krütten	35.879	16	Andreas Estner	31.303	8	4	Niklas Krütten	1:35.560	1:35.670	8	
9	4	Niklas Krütten	28.416	31	Zane Maloney	35.952	6	Ido Cohen	31.320	9	31	Zane Maloney	1:35.674	1:35.778	9	
10	99	Rui Andrade	28.427	25	Alexandre Bardinon	35.967	99	Rui Andrade	31.406	10	25	Alexandre Bardinon	1:35.897	1:35.897	10	
11	34	Rafael Villagomez	28.468	99	Rui Andrade	36.129	12	Glenn Van Berlo	31.444	11	99	Rui Andrade	1:35.962	1:35.986	11	
12	31	Zane Maloney	28.480	26	Louis Foster	36.155	25	Alexandre Bardinon	31.540	12	26	Louis Foster	1:36.225	1:36.295	12	
13	26	Louis Foster	28.515	12	Glenn Van Berlo	36.174	26	Louis Foster	31.555	13	12	Glenn Van Berlo	1:36.277	1:36.298	13	
14	12	Glenn Van Berlo	28.659	34	Rafael Villagomez	36.220	34	Rafael Villagomez	31.712	14	34	Rafael Villagomez	1:36.400	1:36.656	14	
15	8	Matthias Lüthen	28.691	8	Matthias Lüthen	36.385	8	Matthias Lüthen	31.812	15	8	Matthias Lüthen	1:36.888	1:36.987	15	



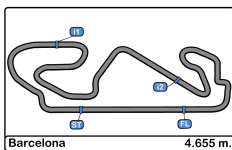


Circuito de Barcelona
Euroformula Open
Qualifying - 4
Best 5 Lap Times



Cls	Nº	Entrant	Nat	Driver	Nat	Cat	Cls	Chassis - Engine	Team	Best 1		Best 2		Best 3		Best 4		Best 5	
										Time	Lap	Time	Lap	Time	Lap	Time	Lap	Time	Lap
1	20	Cryptotower Racing		Yifei Ye				Dallara F320 Spiess	Cryptotower Racing	1:35.029	10	1:35.347	9	1:35.524	5	1:35.779	4	1:36.629	3
2	33	Team Motopark		Manuel Maldonado				Dallara F320 Spiess	Team Motopark	1:35.273	10	1:35.602	11	1:35.988	9	1:36.410	4	1:36.480	5
3	69	Cryptotower Racing		Lukas Dunner				Dallara F320 Spiess	Cryptotower Racing	1:35.328	10	1:35.540	11	1:36.067	9	1:36.069	5	1:36.475	4
4	16	Van Amersfoort Racing		Andreas Estner				Dallara F320 HWA	Van Amersfoort Racing	1:35.336	10	1:36.019	4	1:36.179	5	1:36.696	3	1:37.810	9
5	15	Van Amersfoort Racing		Sebastian Estner		R	1	Dallara F320 HWA	Van Amersfoort Racing	1:35.378	12	1:35.470	10	1:36.517	6	1:36.576	5	1:37.433	4
6	28	Team Motopark		Cameron Das				Dallara F320 Spiess	Team Motopark	1:35.442	10	1:36.255	5	1:36.641	4	1:36.912	3	1:37.479	9
7	6	Carlin		Ido Cohen				Dallara F320 Spiess	Carlin	1:35.632	12	1:35.643	13	1:36.160	14	1:36.645	5	1:36.654	6
8	4	Team Motopark		Niklas Krütten		R	2	Dallara F320 Spiess	Team Motopark	1:35.670	11	1:35.715	10	1:36.085	9	1:36.252	5	1:36.335	4
9	31	Carlin		Zane Maloney		R	3	Dallara F320 Spiess	Carlin	1:35.778	13	1:35.831	12	1:35.953	11	1:36.015	14	1:36.539	7
10	25	Van Amersfoort Racing		Alexandre Bardinon				Dallara F320 HWA	Van Amersfoort Racing	1:35.897	13	1:36.352	12	1:36.505	14	1:36.716	7	1:36.899	4
11	99	Cryptotower Racing		Rui Andrade				Dallara F320 Spiess	Cryptotower Racing	1:35.986	10	1:36.046	11	1:36.192	9	1:36.544	5	1:36.902	4
12	26	Double R		Louis Foster				Dallara F320 HWA	Double R	1:36.295	6	1:40.350	7	1:41.699	5	1:52.555	2	6:11.945	3
13	12	DRIVEX		Glenn Van Berlo		R	4	Dallara F320 HWA	DRIVEX	1:36.298	11	1:36.343	10	1:36.856	9	1:37.202	5	1:37.620	4
14	34	DRIVEX		Rafael Villagomez		R	5	Dallara F320 HWA	DRIVEX	1:36.656	13	1:36.661	11	1:36.901	6	1:37.172	5	1:37.532	10
15	8	Double R		Matthias Lüthen		R	6	Dallara F320 HWA	Double R	1:36.987	12	1:37.194	13	1:37.668	11	1:37.805	6	1:37.937	5



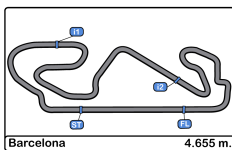


Circuito de Barcelona
Euroformula Open
Qualifying - 4
Best 5 Top Speeds



Cls	Nº	Entrant	Nat	Driver	Nat	Cat	Cls	Chassis - Engine	Team	Top 1		Top 2		Top 3		Top 4		Top 5		Avg
										Km/h	Lap	Km/h	Lap	Km/h	Lap	Km/h	Lap	Km/h	Lap	
1	34	DRIVEX	ESP	Rafael Villagomez	MEX	R	1	Dallara F320 HWA	DRIVEX	246.5	4	243.7	11	242.1	12	242.1	14	241.6	7	243.2
2	33	Team Motopark	DEU	Manuel Maldonado	VEN			Dallara F320 Spiess	Team Motopark	240.0	5	238.4	4	238.4	6	238.4	11	238.4	12	238.7
3	25	Van Amersfoort Racing	NLD	Alexandre Bardinon	FRA			Dallara F320 HWA	Van Amersfoort Racing	239.4	14	239.4	15	238.9	13	238.4	12	237.3	6	238.7
4	31	Carlin	GBR	Zane Maloney	BRB	R	2	Dallara F320 Spiess	Carlin	239.4	5	237.3	13	237.3	14	237.3	15	236.8	6	237.6
5	4	Team Motopark	DEU	Niklas Krütten	DEU	R	3	Dallara F320 Spiess	Team Motopark	238.9	12	237.8	11	236.3	10	235.8	6	235.2	4	236.8
6	15	Van Amersfoort Racing	NLD	Sebastian Estner	DEU	R	4	Dallara F320 HWA	Van Amersfoort Racing	238.9	6	238.4	7	238.4	11	238.4	12	237.8	13	238.4
7	16	Van Amersfoort Racing	NLD	Andreas Estner	DEU			Dallara F320 HWA	Van Amersfoort Racing	238.9	10	238.4	5	238.4	11	237.8	6	237.3	9	238.2
8	6	Carlin	GBR	Ido Cohen	ISR			Dallara F320 Spiess	Carlin	238.4	14	237.8	3	237.8	13	237.3	6	237.3	7	237.7
9	12	DRIVEX	ESP	Glenn Van Berlo	NLD	R	5	Dallara F320 HWA	DRIVEX	238.4	6	238.4	11	238.4	12	237.3	5	237.3	10	237.9
10	26	Double R	GBR	Louis Foster	GBR			Dallara F320 HWA	Double R	238.4	5	237.8	6	237.8	7	189.1	3	188.1	4	218.2
11	69	Cryptotower Racing	JPN	Lukas Dunner	AUT			Dallara F320 Spiess	Cryptotower Racing	237.8	11	236.8	10	236.3	5	236.3	6	235.8	4	236.6
12	28	Team Motopark	DEU	Cameron Das	USA			Dallara F320 Spiess	Team Motopark	237.3	6	237.3	10	236.8	5	236.3	4	235.2	9	236.6
13	99	Cryptotower Racing	JPN	Rui Andrade	AGO			Dallara F320 Spiess	Cryptotower Racing	237.3	11	236.3	5	236.3	6	235.8	10	234.7	9	236.1
14	8	Double R	GBR	Matthias Lüthen	DEU	R	6	Dallara F320 HWA	Double R	236.8	11	236.8	12	236.3	10	236.3	13	236.3	14	236.5
15	20	Cryptotower Racing	JPN	Yifei Ye	CHN			Dallara F320 Spiess	Cryptotower Racing	236.8	5	236.8	11	236.3	4	236.3	6	236.3	10	236.5



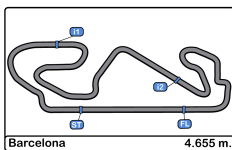


Circuito de Barcelona
Euroformula Open
Qualifying - 4
Fastest Laps Sequence



Lap	Time of Day	Session Time	Nº	Entrant	Nat	Driver	Nat	Cat	Chassis - Engine	Team	Time	Km/h
2	9:13:34.025	3:34.025	31	Carlin	GBR	Zane Maloney	BRB	R	Dallara F320 Spiess	Carlin	1:40.841	166.1
3	9:15:12.170	5:12.170	31	Carlin	GBR	Zane Maloney	BRB	R	Dallara F320 Spiess	Carlin	1:38.145	170.7
3	9:15:21.333	5:21.333	6	Carlin	GBR	Ido Cohen	ISR		Dallara F320 Spiess	Carlin	1:37.672	171.5
3	9:15:44.848	5:44.848	25	Van Amersfoort Racing	NLD	Alexandre Bardinon	FRA		Dallara F320 HWA	Van Amersfoort Racing	1:37.598	171.7
4	9:16:49.378	6:49.378	31	Carlin	GBR	Zane Maloney	BRB	R	Dallara F320 Spiess	Carlin	1:37.208	172.3
4	9:17:21.747	7:21.747	25	Van Amersfoort Racing	NLD	Alexandre Bardinon	FRA		Dallara F320 HWA	Van Amersfoort Racing	1:36.899	172.9
3	9:17:59.627	7:59.627	69	Cryptotower Racing Team	JPN	Lukas Dunner	AUT		Dallara F320 Spiess	Cryptotower Racing Team	1:36.791	173.1
3	9:18:06.093	8:06.093	16	Van Amersfoort Racing	NLD	Andreas Estner	DEU		Dallara F320 HWA	Van Amersfoort Racing	1:36.696	173.3
3	9:18:20.923	8:20.923	20	Cryptotower Racing Team	JPN	Yifei Ye	CHN		Dallara F320 Spiess	Cryptotower Racing Team	1:36.629	173.4
4	9:18:42.835	8:42.835	33	Team Motopark	DEU	Manuel Maldonado	VEN		Dallara F320 Spiess	Team Motopark	1:36.410	173.8
4	9:19:42.112	9:42.112	16	Van Amersfoort Racing	NLD	Andreas Estner	DEU		Dallara F320 HWA	Van Amersfoort Racing	1:36.019	174.5
4	9:19:56.702	9:56.702	20	Cryptotower Racing Team	JPN	Yifei Ye	CHN		Dallara F320 Spiess	Cryptotower Racing Team	1:35.779	174.9
5	9:21:32.226	11:32.226	20	Cryptotower Racing Team	JPN	Yifei Ye	CHN		Dallara F320 Spiess	Cryptotower Racing Team	1:35.524	175.4
10	9:32:43.176	22:43.176	15	Van Amersfoort Racing	NLD	Sebastian Estner	DEU	R	Dallara F320 HWA	Van Amersfoort Racing	1:35.470	175.5
9	9:33:22.465	23:22.465	20	Cryptotower Racing Team	JPN	Yifei Ye	CHN		Dallara F320 Spiess	Cryptotower Racing Team	1:35.347	175.7
10	9:33:55.047	23:55.047	33	Team Motopark	DEU	Manuel Maldonado	VEN		Dallara F320 Spiess	Team Motopark	1:35.273	175.8
10	9:34:57.494	24:57.494	20	Cryptotower Racing Team	JPN	Yifei Ye	CHN		Dallara F320 Spiess	Cryptotower Racing Team	1:35.029	176.3



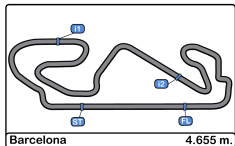


Circuito de Barcelona
Euroformula Open
Qualifying - 4
Event Best Maximum Speed



Nº	Entrant	Nat	Driver	Nat	Cat	Clas	Chassis - Engine	Team	Km/h	Session
31	Carlin		Zane Maloney		R	1	Dallara F320 Spiess	Carlin	246.5	Race - 2
6	Carlin		Ido Cohen				Dallara F320 Spiess	Carlin	246.5	Race - 2
34	DRIVEX		Rafael Villagomez		R	2	Dallara F320 HWA	DRIVEX	246.5	Qualifying - 4
33	Team Motopark		Manuel Maldonado				Dallara F320 Spiess	Team Motopark	244.3	Race - 2
26	Double R		Louis Foster				Dallara F320 HWA	Double R	243.7	Race - 1
25	Van Amersfoort Racing		Alexandre Bardion				Dallara F320 HWA	Van Amersfoort Racing	243.7	Race - 2
15	Van Amersfoort Racing		Sebastian Estner		R	3	Dallara F320 HWA	Van Amersfoort Racing	243.7	Race - 2
69	Cryptotower Racing Team		Lukas Dunner				Dallara F320 Spiess	Cryptotower Racing Team	243.7	Race - 2
99	Cryptotower Racing Team		Rui Andrade				Dallara F320 Spiess	Cryptotower Racing Team	242.6	Race - 1
4	Team Motopark		Niklas Krütten		R	4	Dallara F320 Spiess	Team Motopark	242.1	Race - 2
16	Van Amersfoort Racing		Andreas Estner				Dallara F320 HWA	Van Amersfoort Racing	241.6	Free Practice - 2
28	Team Motopark		Cameron Das				Dallara F320 Spiess	Team Motopark	241.0	Race - 1
8	Double R		Matthias Lüthen		R	5	Dallara F320 HWA	Double R	240.5	Qualifying - 1
12	DRIVEX		Glenn Van Berlo		R	6	Dallara F320 HWA	DRIVEX	240.0	Qualifying - 2
20	Cryptotower Racing Team		Yifei Ye				Dallara F320 Spiess	Cryptotower Racing Team	239.4	Qualifying - 1





Circuit de Barcelona
Euroformula Open
Qualifying - 4
Pit Stop Analysis



4 Niklas Krütten R Team Motopark
 Dallara F320 Spiess

Nr.	In Day Time	In Time	Out Time	Pit Time	T. Pit Time	Handicap	Penalty
1	9:23:05.938	9:23:05.938	9:28:00.775	4:54.837	4:54.837		

6 Ido Cohen Carlin
 Dallara F320 Spiess

Nr.	In Day Time	In Time	Out Time	Pit Time	T. Pit Time	Handicap	Penalty
1	9:23:35.099	9:23:35.099	9:26:06.721	2:31.622	2:31.622		

8 Matthias Lüthen R Double R
 Dallara F320 HWA

Nr.	In Day Time	In Time	Out Time	Pit Time	T. Pit Time	Handicap	Penalty
1	9:22:41.119	9:22:41.119	9:25:55.414	3:14.295	3:14.295		

12 Glenn Van Berlo R DRIVEX
 Dallara F320 HWA

Nr.	In Day Time	In Time	Out Time	Pit Time	T. Pit Time	Handicap	Penalty
1	9:20:20.413	9:20:20.413	9:27:01.036	6:40.623	6:40.623		

15 Sebastian Estner R Van Amersfoort Racing
 Dallara F320 HWA

Nr.	In Day Time	In Time	Out Time	Pit Time	T. Pit Time	Handicap	Penalty
1	9:22:48.074	9:22:48.074	9:27:33.619	4:45.545	4:45.545		

16 Andreas Estner Van Amersfoort Racing
 Dallara F320 HWA

Nr.	In Day Time	In Time	Out Time	Pit Time	T. Pit Time	Handicap	Penalty
1	9:22:56.676	9:22:56.676	9:28:17.336	5:20.660	5:20.660		

20 Yifei Ye Cryptotower Racing Team
 Dallara F320 Spiess

Nr.	In Day Time	In Time	Out Time	Pit Time	T. Pit Time	Handicap	Penalty
1	9:23:10.352	9:23:10.352	9:28:09.672	4:59.320	4:59.320		

25 Alexandre Bardinon Van Amersfoort Racing
 Dallara F320 HWA

Nr.	In Day Time	In Time	Out Time	Pit Time	T. Pit Time	Handicap	Penalty
1	9:23:52.525	9:23:52.525	9:26:22.150	2:29.625	2:29.625		

26 Louis Foster Double R
 Dallara F320 HWA

Nr.	In Day Time	In Time	Out Time	Pit Time	T. Pit Time	Handicap	Penalty
1	9:14:03.247	9:14:03.247	9:18:28.682	4:25.435	4:25.435		
2	9:20:15.425	9:20:15.425	9:29:59.645	9:44.220	14:09.655		

28 Cameron Das Team Motopark
 Dallara F320 Spiess

Nr.	In Day Time	In Time	Out Time	Pit Time	T. Pit Time	Handicap	Penalty
1	9:23:17.416	9:23:17.416	9:28:12.051	4:54.635	4:54.635		

31 Zane Maloney R Carlin
 Dallara F320 Spiess

Nr.	In Day Time	In Time	Out Time	Pit Time	T. Pit Time	Handicap	Penalty
1	9:23:23.085	9:23:23.085	9:25:58.193	2:35.108	2:35.108		

33 Manuel Maldonado Team Motopark
 Dallara F320 Spiess

Nr.	In Day Time	In Time	Out Time	Pit Time	T. Pit Time	Handicap	Penalty
1	9:21:57.807	9:21:57.807	9:27:03.263	5:05.456	5:05.456		

34 Rafael Villagomez R DRIVEX
 Dallara F320 HWA

Nr.	In Day Time	In Time	Out Time	Pit Time	T. Pit Time	Handicap	Penalty
1	9:22:03.391	9:22:03.391	9:26:25.924	4:22.533	4:22.533		

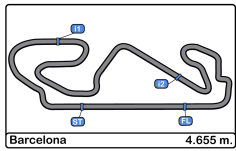
69 Lukas Dunner Cryptotower Racing Team
 Dallara F320 Spiess

Nr.	In Day Time	In Time	Out Time	Pit Time	T. Pit Time	Handicap	Penalty
1	9:22:51.687	9:22:51.687	9:27:55.154	5:03.467	5:03.467		

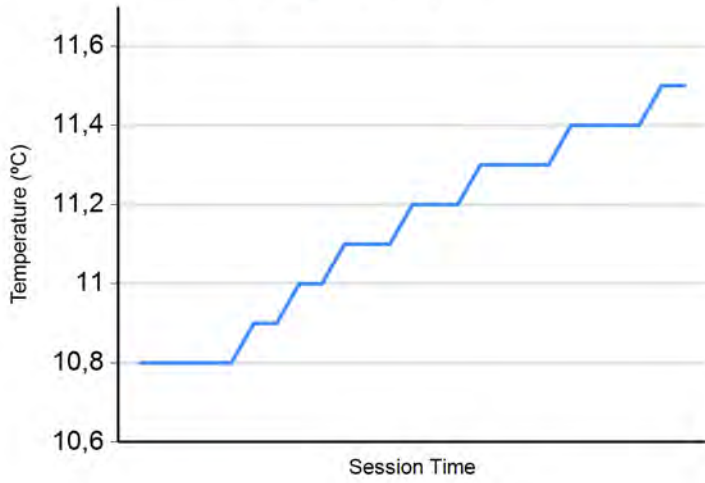
99 Rui Andrade Cryptotower Racing Team
 Dallara F320 Spiess

Nr.	In Day Time	In Time	Out Time	Pit Time	T. Pit Time	Handicap	Penalty
1	9:22:28.851	9:22:28.851	9:27:42.230	5:13.379	5:13.379		

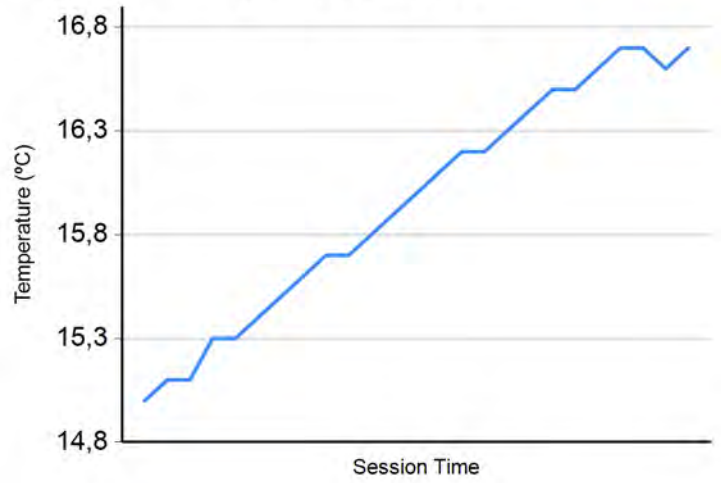




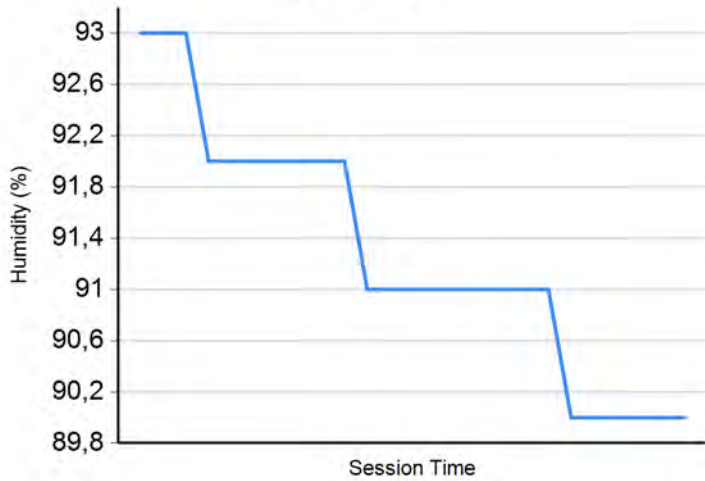
Air Temperature



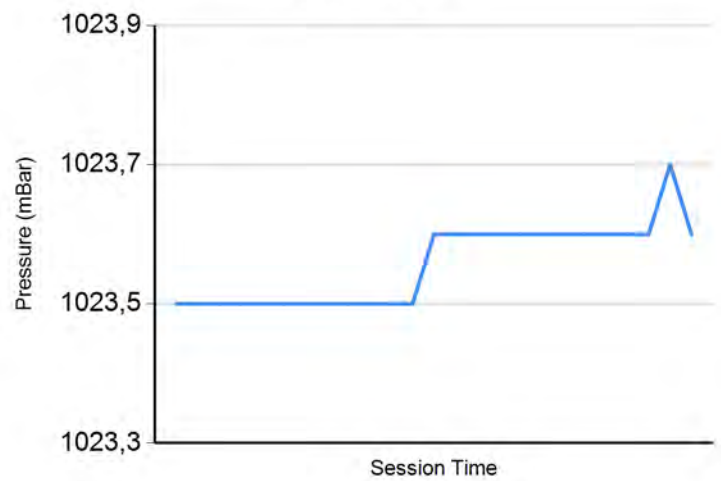
Track Temperature



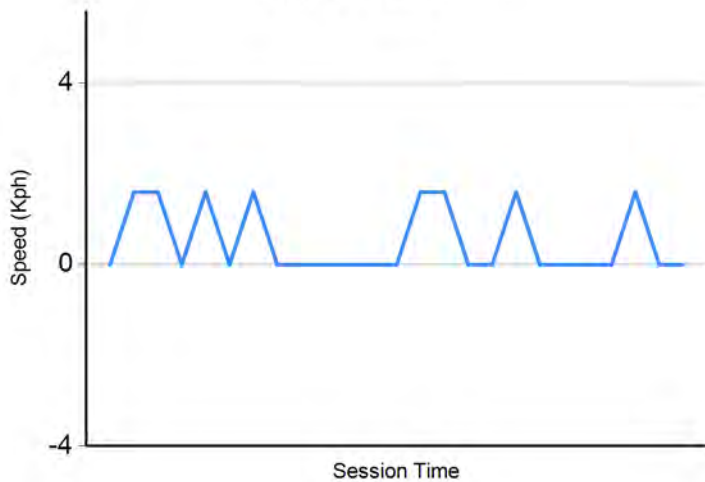
Humidity



Pressure

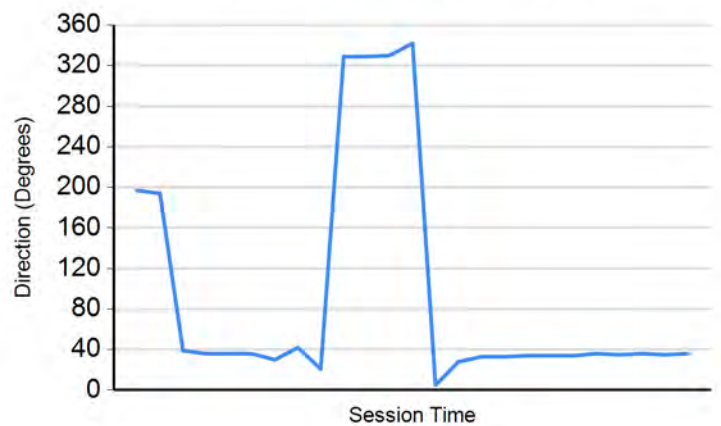


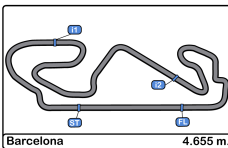
Wind Speed



Wind direction

North = 0°/360° Est = 90° South = 180° West = 270°





Circuito de Barcelona
Euroformula Open
Qualifying - 4
Final Results




Clas	Nº	Entrant	Nat	Driver	Nat	Cat	Clas	Chassis - Engine	Team	Laps	Best	Time	Gap	Interval	Km/h
1	20	Cryptotower Racing Team	● JPN	Yifei Ye	🇨🇳 CHN			Dallara F320 Spiess	Cryptotower Racing Team	11	10	1:35.029			176.3
2	33	Team Motopark	🇩🇪 DEU	Manuel Maldonado	🇻🇪 VEN			Dallara F320 Spiess	Team Motopark	12	10	1:35.273	0.244	0.244	175.8
3	69	Cryptotower Racing Team	● JPN	Lukas Dunner	🇦🇹 AUT			Dallara F320 Spiess	Cryptotower Racing Team	12	10	1:35.328	0.299	0.055	175.7
4	16	Van Amersfoort Racing	🇳🇱 NLD	Andreas Estner	🇩🇪 DEU			Dallara F320 HWA	Van Amersfoort Racing	11	10	1:35.336	0.307	0.008	175.7
5	15	Van Amersfoort Racing	🇳🇱 NLD	Sebastian Estner	🇩🇪 DEU	R	1	Dallara F320 HWA	Van Amersfoort Racing	13	12	1:35.378	0.349	0.042	175.7
6	28	Team Motopark	🇩🇪 DEU	Cameron Das	🇺🇸 USA			Dallara F320 Spiess	Team Motopark	11	10	1:35.442	0.413	0.064	175.5
7	6	Carlin	🇬🇧 GBR	Ido Cohen	🇮🇱 ISR			Dallara F320 Spiess	Carlin	15	12	1:35.632	0.603	0.190	175.2
8	4	Team Motopark	🇩🇪 DEU	Niklas Krütten	🇩🇪 DEU	R	2	Dallara F320 Spiess	Team Motopark	12	11	1:35.670	0.641	0.038	175.1
9	31	Carlin	🇬🇧 GBR	Zane Maloney	🇧🇧 BRB	R	3	Dallara F320 Spiess	Carlin	15	13	1:35.778	0.749	0.108	174.9
10	25	Van Amersfoort Racing	🇳🇱 NLD	Alexandre Bardinon	🇫🇷 FRA			Dallara F320 HWA	Van Amersfoort Racing	15	13	1:35.897	0.868	0.119	174.7
11	99	Cryptotower Racing Team	● JPN	Rui Andrade	🇦🇴 AGO			Dallara F320 Spiess	Cryptotower Racing Team	12	10	1:35.986	0.957	0.089	174.5
12	26	Double R	🇬🇧 GBR	Louis Foster	🇬🇧 GBR			Dallara F320 HWA	Double R	7	6	1:36.295	1.266	0.309	174.0
13	12	DRIVEX	🇪🇸 ESP	Glenn Van Berlo	🇳🇱 NLD	R	4	Dallara F320 HWA	DRIVEX	12	11	1:36.298	1.269	0.003	174.0
14	34	DRIVEX	🇪🇸 ESP	Rafael Villagomez	🇲🇽 MEX	R	5	Dallara F320 HWA	DRIVEX	14	13	1:36.656	1.627	0.358	173.3
15	8	Double R	🇬🇧 GBR	Matthias Lüthen	🇩🇪 DEU	R	6	Dallara F320 HWA	Double R	14	12	1:36.987	1.958	0.331	172.7

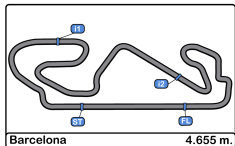
CAR 6 TIME 1:36.919 DELETED TRACK LIMITS AT T 9
 CAR 12 TIME 1:38.424 DELETED TRACK LIMITS AT T 9

Published at:.....

Track Temp: 16.7 °C Air Temp: 11.5 °C Humidity: 90 % Track Status: DRY

Stewards:	Race Director:	Timekeeper: 
------------------	-----------------------	--






Circuit de Barcelona
Euroformula Open
Race - 3
Starting Grid



14	34	Rafael Villagomez	1:36.723
12	12	Glenn Van Berlo	1:36.195
10	31	Zane Maloney	1:36.063
8	4	Niklas Krütten	1:35.827
6	28	Cameron Das	1:35.725
4	26	Louis Foster	1:35.498
2	15	Sebastian Estner	1:35.443

.8.	15	8	Matthias Lüthen	1:37.392
.7.	13	25	Alexandre Bardinon	1:36.506
.6.	11	99	Rui Andrade	1:36.138
.5.	9	6	Ido Cohen	1:35.936
.4.	7	16	Andreas Estner	1:35.797
.3.	5	33	Manuel Maldonado	1:35.631
.2.	3	69	Lukas Dunner	1:35.456
.1.	1	20	Yifei Ye	1:35.212



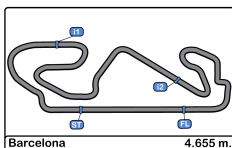
Pole

Published at:.....

Stewards:

Timekeeper:





Circuito de Barcelona
Euroformula Open
Race - 3
Provisional Results



Cls	Nº	Entrant	Nat	Driver	Nat	Cat	Cls	Chassis - Engine	Team	Laps	Total Time	Gap	Interval	Km/h	Best	Time	Km/h
1	20	Cryptotower Racing Team	● JPN	Yifei Ye	● CHN			Dallara F320 Spiess	Cryptotower Racing Team	18	29:23.935			171.0	9	1:37.048	172.6
2	26	Double R	● GBR	Louis Foster	● GBR			Dallara F320 HWA	Double R	18	29:25.224	1.289	1.289	170.8	8	1:37.388	172.0
3	28	Team Motopark	● DEU	Cameron Das	● USA			Dallara F320 Spiess	Team Motopark	18	29:27.981	4.046	2.757	170.6	13	1:37.398	172.0
4	69	Cryptotower Racing Team	● JPN	Lukas Dunner	● AUT			Dallara F320 Spiess	Cryptotower Racing Team	18	29:29.466	5.531	1.485	170.4	13	1:37.467	171.9
5	16	Van Amersfoort Racing	● NLD	Andreas Estner	● DEU			Dallara F320 HWA	Van Amersfoort Racing	18	29:33.102	9.167	3.636	170.1	12	1:37.660	171.5
6	31	Carlin	● GBR	Zane Maloney	● BRB	R	1	Dallara F320 Spiess	Carlin	18	29:36.360	12.425	3.258	169.8	12	1:37.893	171.1
7	33	Team Motopark	● DEU	Manuel Maldonado	● VEN			Dallara F320 Spiess	Team Motopark	18	29:38.056	14.121	1.696	169.6	18	1:37.796	171.3
8	4	Team Motopark	● DEU	Niklas Krütten	● DEU	R	2	Dallara F320 Spiess	Team Motopark	18	29:43.321	19.386	5.265	169.1	12	1:37.931	171.1
9	99	Cryptotower Racing Team	● JPN	Rui Andrade	● AGO			Dallara F320 Spiess	Cryptotower Racing Team	18	29:45.355	21.420	2.034	168.9	10	1:38.196	170.6
10	25	Van Amersfoort Racing	● NLD	Alexandre Bardinon	● FRA			Dallara F320 HWA	Van Amersfoort Racing	18	29:45.902	21.967	0.547	168.9	7	1:38.079	170.8
11	12	DRIVEX	● ESP	Glenn Van Berlo	● NLD	R	3	Dallara F320 HWA	DRIVEX	18	29:47.019	23.084	1.117	168.7	12	1:38.304	170.4
12	34	DRIVEX	● ESP	Rafael Villagomez	● MEX	R	4	Dallara F320 HWA	DRIVEX	18	29:51.695	27.760	4.676	168.3	10	1:38.449	170.2
13	8	Double R	● GBR	Matthias Lüthen	● DEU	R	5	Dallara F320 HWA	Double R	18	30:01.640	37.705	9.945	167.4	12	1:38.950	169.3
14	15	Van Amersfoort Racing	● NLD	Sebastian Estner	● DEU	R	6	Dallara F320 HWA	Van Amersfoort Racing	17	29:52.684	1 Lap	1 Lap	158.9	12	1:38.019	170.9
Not classified: (Requirements: 75% of number laps of leader = 14 Laps)																	
6	Carlin	● GBR	Ido Cohen	● ISR				Dallara F320 Spiess	Carlin	12	30:52.892	6 Laps	5 Laps	108.5	9	1:37.503	171.8

Fastest lap Yifei Ye in 1:37.048 at 172.7 Km/h in lap 9

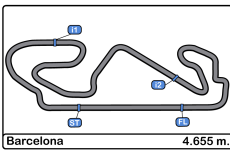
CAR #20 - 5 SECONDS TIME PENALTY ADDED TO RACE TIME CAUSING A COLLISION WITH CAR 15
 CAR #4 - 2 SECONDS TIME PENALTY ADDED TO RACE TIME FORCING OFF TRACK CAR 12
 DRIVE THROUGH CAR #6 - GETTING INTO GARAGE DURING RACE - DONE DURING THE RACE

Published at:.....

Track Temp: 31.3 °C Air Temp: 22.4 °C Humidity: 50 % Track Status: DRY

Stewards:	Race Director:	Timekeeper:
------------------	-----------------------	--------------------





Circuito de Barcelona
Euroformula Open
Race - 3
Provisional Results by Class



Cls	Nº	Entrant	Nat	Driver	Nat	Cat	Cls	Chassis - Engine	Team	Laps	Total Time	Gap	Interval	Km/h	Best	Time	Km/h
1	20	Cryptotower Racing		Yifei Ye				Dallara F320 Spiess	Cryptotower Racing	18	29:23.935			171.0	9	1:37.048	172.6
2	26	Double R		Louis Foster				Dallara F320 HWA	Double R	18	29:25.224	1.289	1.289	170.8	8	1:37.388	172.0
3	28	Team Motopark		Cameron Das				Dallara F320 Spiess	Team Motopark	18	29:27.981	4.046	2.757	170.6	13	1:37.398	172.0
4	69	Cryptotower Racing		Lukas Dunner				Dallara F320 Spiess	Cryptotower Racing	18	29:29.466	5.531	1.485	170.4	13	1:37.467	171.9
5	16	Van Amersfoort		Andreas Estner				Dallara F320 HWA	Van Amersfoort	18	29:33.102	9.167	3.636	170.1	12	1:37.660	171.5
6	33	Team Motopark		Manuel Maldonado				Dallara F320 Spiess	Team Motopark	18	29:38.056	14.121	4.954	169.6	18	1:37.796	171.3
7	99	Cryptotower Racing		Rui Andrade				Dallara F320 Spiess	Cryptotower Racing	18	29:45.355	21.420	7.299	168.9	10	1:38.196	170.6
8	25	Van Amersfoort		Alexandre Bardinon				Dallara F320 HWA	Van Amersfoort	18	29:45.902	21.967	0.547	168.9	7	1:38.079	170.8
Not classified: (Requirements: 75% of number laps of leader = 14 Laps)																	
6	Carlin		Ido Cohen					Dallara F320 Spiess	Carlin	12	30:52.892	6 Laps	6 Laps	108.5	9	1:37.503	171.8
Rookie																	
1	31	Carlin		Zane Maloney		R	1	Dallara F320 Spiess	Carlin	18	29:36.360			169.8	12	1:37.893	171.1
2	4	Team Motopark		Niklas Krütten		R	2	Dallara F320 Spiess	Team Motopark	18	29:43.321	19.386	6.961	169.1	12	1:37.931	171.1
3	12	DRIVEX		Glenn Van Berlo		R	3	Dallara F320 HWA	DRIVEX	18	29:47.019	23.084	3.698	168.7	12	1:38.304	170.4
4	34	DRIVEX		Rafael Villagomez		R	4	Dallara F320 HWA	DRIVEX	18	29:51.695	27.760	4.676	168.3	10	1:38.449	170.2
5	8	Double R		Matthias Lüthen		R	5	Dallara F320 HWA	Double R	18	30:01.640	37.705	9.945	167.4	12	1:38.950	169.3
6	15	Van Amersfoort		Sebastian Estner		R	6	Dallara F320 HWA	Van Amersfoort	17	29:52.684	1 Lap	1 Lap	158.9	12	1:38.019	170.9

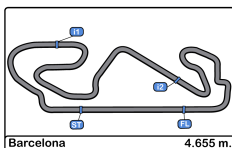
Fastest lap Yifei Ye in 1:37.048 at 172.7 Km/h in lap 9

Published at:.....

Track Temp: 31.3 °C Air Temp: 22.4 °C Humidity: 50 % Track Status: DRY

Stewards:	Race Director:	Timekeeper:
------------------	-----------------------	--------------------





Circuito de Barcelona

Euroformula Open

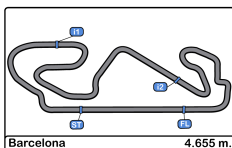
Race - 3

Provisional Classification by Driver Fastest Lap



Clas	Nº	Entrant	Nat	Driver	Nat	Cat	Clas	Chassis - Engine	Team	Laps	Best	Time	Gap	Interval	Km/h	
1	20	Cryptotower Racing		Yifei Ye		CHN		Dallara F320 Spiess	Cryptotower Racing	18	9	1:37.048			172.6	
2	26	Double R		Louis Foster		GBR		Dallara F320 HWA	Double R	18	8	1:37.388	0.340	0.340	172.0	
3	28	Team Motopark		Cameron Das		USA		Dallara F320 Spiess	Team Motopark	18	13	1:37.398	0.350	0.010	172.0	
4	69	Cryptotower Racing		Lukas Dunner		AUT		Dallara F320 Spiess	Cryptotower Racing	18	13	1:37.467	0.419	0.069	171.9	
5	6	Carlin		Ido Cohen		ISR		Dallara F320 Spiess	Carlin	12	9	1:37.503	0.455	0.036	171.8	
6	16	Van Amersfoort Racing		Andreas Estner		DEU		Dallara F320 HWA	Van Amersfoort Racing	18	12	1:37.660	0.612	0.157	171.5	
7	33	Team Motopark		Manuel Maldonado		VEN		Dallara F320 Spiess	Team Motopark	18	18	1:37.796	0.748	0.136	171.3	
8	31	Carlin		Zane Maloney		BRB	R	1	Dallara F320 Spiess	Carlin	18	12	1:37.893	0.845	0.097	171.1
9	4	Team Motopark		Niklas Krütten		DEU	R	2	Dallara F320 Spiess	Team Motopark	18	12	1:37.931	0.883	0.038	171.1
10	15	Van Amersfoort Racing		Sebastian Estner		DEU	R	3	Dallara F320 HWA	Van Amersfoort Racing	17	12	1:38.019	0.971	0.088	170.9
11	25	Van Amersfoort Racing		Alexandre Bardinon		FRA		Dallara F320 HWA	Van Amersfoort Racing	18	7	1:38.079	1.031	0.060	170.8	
12	99	Cryptotower Racing		Rui Andrade		AGO		Dallara F320 Spiess	Cryptotower Racing	18	10	1:38.196	1.148	0.117	170.6	
13	12	DRIVEX		Glenn Van Berlo		NLD	R	4	Dallara F320 HWA	DRIVEX	18	12	1:38.304	1.256	0.108	170.4
14	34	DRIVEX		Rafael Villagomez		MEX	R	5	Dallara F320 HWA	DRIVEX	18	10	1:38.449	1.401	0.145	170.2
15	8	Double R		Matthias Lüthen		DEU	R	6	Dallara F320 HWA	Double R	18	12	1:38.950	1.902	0.501	169.3



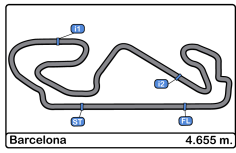


Circuito de Barcelona
Euroformula Open
Race - 3
Distance and Speed Average



Clas	Nº	Entrant	Nat	Driver	Nat	Cat	Clas	Chassis - Engine	Team	Laps	Distance	Total Time	Km/h
1	20	Cryptotower Racing Team		Yifei Ye				Dallara F320 Spiess	Cryptotower Racing Team	18	83.79	29:23.935	171.0
2	26	Double R		Louis Foster				Dallara F320 HWA	Double R	18	83.79	29:25.224	170.8
3	28	Team Motopark		Cameron Das				Dallara F320 Spiess	Team Motopark	18	83.79	29:27.981	170.6
4	69	Cryptotower Racing Team		Lukas Dunner				Dallara F320 Spiess	Cryptotower Racing Team	18	83.79	29:29.466	170.4
5	16	Van Amersfoort Racing		Andreas Estner				Dallara F320 HWA	Van Amersfoort Racing	18	83.79	29:33.102	170.1
6	31	Carlin		Zane Maloney		R	1	Dallara F320 Spiess	Carlin	18	83.79	29:36.360	169.8
7	33	Team Motopark		Manuel Maldonado				Dallara F320 Spiess	Team Motopark	18	83.79	29:38.056	169.6
8	4	Team Motopark		Niklas Krütten		R	2	Dallara F320 Spiess	Team Motopark	18	83.79	29:43.321	169.1
9	99	Cryptotower Racing Team		Rui Andrade				Dallara F320 Spiess	Cryptotower Racing Team	18	83.79	29:45.355	168.9
10	25	Van Amersfoort Racing		Alexandre Bardion				Dallara F320 HWA	Van Amersfoort Racing	18	83.79	29:45.902	168.9
11	12	DRIVEX		Glenn Van Berlo		R	3	Dallara F320 HWA	DRIVEX	18	83.79	29:47.019	168.7
12	34	DRIVEX		Rafael Villagomez		R	4	Dallara F320 HWA	DRIVEX	18	83.79	29:51.695	168.3
13	8	Double R		Matthias Lüthen		R	5	Dallara F320 HWA	Double R	18	83.79	30:01.640	167.4
14	15	Van Amersfoort Racing		Sebastian Estner		R	6	Dallara F320 HWA	Van Amersfoort Racing	17	79.13	29:52.684	158.9
Not classified: (Requirements: 75% of number laps of leader = 14 Laps)													
	6	Carlin		Ido Cohen				Dallara F320 Spiess	Carlin	12	55.86	30:52.892	108.5





Circuit de Barcelona
Euroformula Open
Race - 3
Lap Analysis



4

Niklas Krütten

Dallara F320 Spiess

12

Glenn Van Berlo

Dallara F320 HWA

R

Team Motopark

R

DRIVEX

Lap	D	Time	Sector 1	Sector 2	Sector 3	T. Spd	Elapsed	Lap	D	Time	Sector 1	Sector 2	Sector 3	T. Spd	Elapsed
1		1:47.645	35.074	39.527	33.044	208.8	1:47.645	1		1:49.277	34.893	40.857	33.527	216.4	1:49.277
2		1:39.287	29.134	37.335	32.818	235.8	3:26.932	2		1:39.532	29.102	37.648	32.782	242.6	3:28.809
3		1:39.452	28.924	37.398	33.130	238.4	5:06.384	3		1:39.976	29.608	37.337	33.031	247.1	5:08.785
4		1:38.366	29.021	37.068	32.277	240.5	6:44.750	4		1:38.813	29.215	37.099	32.499	239.4	6:47.598
5		1:38.395	28.829	37.000	32.566	240.0	8:23.145	5		1:38.786	28.920	37.388	32.478	240.0	8:26.384
6		1:38.669	28.821	37.340	32.508	240.5	10:01.814	6		1:38.579	28.909	37.041	32.629	239.4	10:04.963
7		1:38.650	28.817	36.989	32.844	242.1	11:40.464	7		1:38.556	28.766	37.091	32.699	241.0	11:43.519
8		1:38.379	28.951	36.859	32.569	236.3	13:18.843	8		1:38.377	28.999	36.865	32.513	237.8	13:21.896
9		1:38.210	28.850	36.914	32.446	236.3	14:57.053	9		1:38.648	28.868	37.135	32.645	238.9	15:00.544
10		1:38.183	28.845	36.861	32.477	236.3	16:35.236	10		1:38.546	29.007	37.048	32.491	238.9	16:39.090
11		1:38.331	28.862	36.969	32.500	236.3	18:13.567	11		1:38.670	28.937	37.110	32.623	238.4	18:17.760
12		1:37.931	28.833	36.743	32.355	236.3	19:51.498	12		1:38.304	28.885	36.974	32.445	238.4	19:56.064
13		1:38.206	28.815	36.898	32.493	236.3	21:29.704	13		1:38.644	28.840	37.011	32.793	238.4	21:34.708
14		1:38.176	28.875	36.863	32.438	236.3	23:07.880	14		1:38.435	28.893	37.004	32.538	237.8	23:13.143
15		1:38.233	28.854	36.825	32.554	236.3	24:46.113	15		1:38.397	28.770	37.043	32.584	237.8	24:51.540
16		1:38.354	28.825	36.999	32.530	236.8	26:24.467	16		1:38.323	28.876	36.935	32.512	238.9	26:29.863
17		1:38.393	28.928	36.938	32.527	236.3	28:02.860	17		1:38.531	28.866	37.005	32.660	239.4	28:08.394
18		1:38.461	28.896	37.032	32.533	235.2	29:41.321	18		1:38.625	28.833	37.159	32.633	237.8	29:47.019

6

Ido Cohen

Dallara F320 Spiess

15

Sebastian Estner

Dallara F320 HWA

Carlin

R

Van Amersfoort Racing

Lap	D	Time	Sector 1	Sector 2	Sector 3	T. Spd	Elapsed	Lap	D	Time	Sector 1	Sector 2	Sector 3	T. Spd	Elapsed
1		12:05.263	10:52.914	38.716	33.633	179.1	12:05.263	1		2:17.983 P	40.277	52.019	45.687	206.8	2:17.983
2		1:43.146	30.308	37.943	34.895	222.6	13:48.409	2		2:48.185	1:31.936	38.216	38.033	184.9	5:06.168
3		1:38.411	29.211	36.954	32.246	233.7	15:26.820	3		1:44.095	33.015	38.225	32.855	220.4	6:50.263
4		1:37.829	28.837	36.769	32.223	235.2	17:04.649	4		1:38.167	29.082	36.799	32.286	236.8	8:28.430
5		1:37.685	28.755	36.657	32.273	235.8	18:42.334	5		1:38.108	28.826	36.723	32.559	237.8	10:06.538
6		1:46.074 P	28.851	37.962	39.261	235.8	20:28.408	6		1:38.381	28.732	36.914	32.735	241.0	11:44.919
7		2:02.119	49.711	37.894	34.514	183.3	22:30.527	7		1:38.700	28.869	37.075	32.756	242.1	13:23.619
8		1:37.846	28.894	36.636	32.316	235.2	24:08.373	8		1:39.081	28.961	37.328	32.792	243.7	15:02.700
9		1:37.503	28.779	36.462	32.262	236.3	25:45.876	9		1:43.165	28.760	38.861	35.544	241.6	16:45.865
10		1:37.644	28.724	36.697	32.223	236.8	27:23.520	10		1:38.487	28.862	37.170	32.455	236.3	18:24.352
11		1:37.827	28.792	36.635	32.400	236.3	29:01.347	11		1:38.057	28.798	36.845	32.414	236.3	20:02.409
12		1:51.545 P	28.960	37.999	44.586	235.2	30:52.892	12		1:38.019	28.787	36.747	32.485	236.8	21:40.428
13		1:38.053	28.760	36.836	32.457	237.8	23:18.481	13		1:38.053	28.760	36.836	32.457	237.8	23:18.481
14		1:38.071	28.682	36.849	32.540	239.4	24:56.552	14		1:38.071	28.682	36.849	32.540	239.4	24:56.552
15		1:38.334	28.753	36.879	32.702	240.0	26:34.886	15		1:38.334	28.753	36.879	32.702	240.0	26:34.886
16		1:38.595	28.741	36.938	32.916	240.0	28:13.481	16		1:38.595	28.741	36.938	32.916	240.0	28:13.481
17		1:39.203	28.930	37.236	33.037	243.7	29:52.684	17		1:39.203	28.930	37.236	33.037	243.7	29:52.684

8

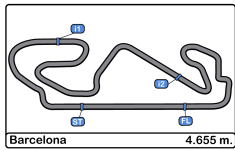
Matthias Lüthen

Dallara F320 HWA

Double R

Lap	D	Time	Sector 1	Sector 2	Sector 3	T. Spd	Elapsed
1		1:50.644	36.531	39.781	34.332	215.5	1:50.644
2		1:40.781	29.585	37.972	33.224	235.2	3:31.425
3		1:39.885	29.468	37.350	33.067	236.3	5:11.310
4		1:40.227	29.256	37.814	33.157	235.8	6:51.537
5		1:39.680	29.171	37.349	33.160	236.3	8:31.217
6		1:39.381	29.072	37.303	33.006	234.7	10:10.598
7		1:39.287	29.058	37.324	32.905	234.7	11:49.885
8		1:39.096	29.175	37.143	32.778	234.7	13:28.981
9		1:39.102	29.089	37.299	32.714	235.8	15:08.083
10		1:39.142	29.092	37.164	32.886	235.2	16:47.225
11		1:39.507	29.125	37.278	33.104	237.3	18:26.732
12		1:38.950	29.031	37.144	32.775	235.2	20:05.682
13		1:39.153	29.068	37.235	32.850	234.7	21:44.835
14		1:39.344	29.213	37.216	32.915	235.8	23:24.179
15		1:39.007	29.113	37.178	32.716	235.8	25:03.186
16		1:39.366	29.127	37.302	32.937	234.7	26:42.552
17		1:39.433	29.184	37.171	33.078	235.2	28:21.985
18		1:39.655	29.240	37.360	33.055	233.7	30:01.640





Circuit de Barcelona
Euroformula Open
Race - 3
Lap Analysis



16

Andreas Estner

Dallara F320 HWA

25

Alexandre Bardino

Dallara F320 HWA

Van Amersfoort Racing

Van Amersfoort Racing

Lap D	Time	Sector 1	Sector 2	Sector 3	T. Spd	Elapsed	Lap D	Time	Sector 1	Sector 2	Sector 3	T. Spd	Elapsed
1	1:46.073	34.415	38.548	33.110	214.2	1:46.073	1	1:48.947	35.403	39.899	33.645	222.6	1:48.947
2	1:39.336	29.096	37.361	32.879	242.1	3:25.409	2	1:39.654	29.051	37.392	33.211	242.1	3:28.601
3	1:38.738	28.964	36.946	32.828	238.9	5:04.147	3	1:39.336	29.596	37.083	32.657	242.6	5:07.937
4	1:38.087	29.046	36.633	32.408	238.4	6:42.234	4	1:38.861	29.109	36.904	32.848	243.2	6:46.798
5	1:38.030	28.846	36.779	32.405	237.8	8:20.264	5	1:38.671	28.791	37.091	32.789	242.1	8:25.469
6	1:37.761	28.774	36.629	32.358	237.8	9:58.025	6	1:38.844	28.770	37.360	32.714	241.6	10:04.313
7	1:38.358	29.126	36.689	32.543	237.3	11:36.383	7	1:38.079	28.633	36.914	32.532	241.6	11:42.392
8	1:37.787	28.722	36.662	32.403	237.8	13:14.170	8	1:38.324	28.671	37.021	32.632	243.2	13:20.716
9	1:37.775	28.739	36.730	32.306	239.4	14:51.945	9	1:38.410	28.613	37.097	32.700	242.1	14:59.126
10	1:37.830	28.670	36.699	32.461	238.9	16:29.775	10	1:38.384	28.570	37.056	32.758	242.6	16:37.510
11	1:37.898	28.758	36.742	32.398	238.9	18:07.673	11	1:38.524	28.651	37.073	32.800	242.1	18:16.034
12	1:37.660	28.722	36.591	32.347	238.9	19:45.333	12	1:38.314	28.702	36.928	32.684	242.1	19:54.348
13	1:37.904	28.734	36.688	32.482	238.9	21:23.237	13	1:38.378	28.655	37.044	32.679	242.6	21:32.726
14	1:37.915	28.819	36.623	32.473	238.4	23:01.152	14	1:38.735	28.596	36.956	33.183	242.6	23:11.461
15	1:38.209	28.955	36.717	32.537	238.4	24:39.361	15	1:38.499	28.614	37.026	32.859	242.1	24:49.960
16	1:37.856	28.782	36.707	32.367	238.9	26:17.217	16	1:38.619	28.667	37.096	32.856	243.7	26:28.579
17	1:37.991	28.884	36.719	32.388	237.8	27:55.208	17	1:38.681	28.677	37.148	32.856	243.2	28:07.260
18	1:37.894	28.820	36.702	32.372	238.4	29:33.102	18	1:38.642	28.663	37.115	32.864	243.7	29:45.902

20

Yifei Ye

Dallara F320 Spiess

26

Louis Foster

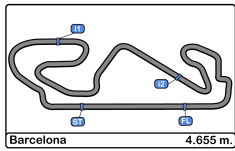
Dallara F320 HWA

Cryptotower Racing Team

Double R

Lap D	Time	Sector 1	Sector 2	Sector 3	T. Spd	Elapsed	Lap D	Time	Sector 1	Sector 2	Sector 3	T. Spd	Elapsed
1	1:43.357	33.634	37.240	32.483	209.3	1:43.357	1	1:43.990	33.857	37.586	32.547	209.3	1:43.990
2	1:38.491	29.263	37.053	32.175	232.2	3:21.848	2	1:38.531	29.022	37.060	32.449	237.3	3:22.521
3	1:38.224	29.111	36.896	32.217	233.2	5:00.072	3	1:38.591	28.946	37.070	32.575	237.3	5:01.112
4	1:37.806	29.015	36.614	32.177	233.7	6:37.878	4	1:38.004	28.895	36.747	32.362	237.3	6:39.116
5	1:37.638	28.911	36.694	32.033	232.7	8:15.516	5	1:37.782	28.779	36.740	32.263	237.3	8:16.898
6	1:37.187	28.915	36.382	31.890	233.7	9:52.703	6	1:37.588	28.764	36.627	32.197	237.3	9:54.486
7	1:37.368	28.840	36.469	32.059	233.2	11:30.071	7	1:37.510	28.712	36.565	32.233	236.8	11:31.996
8	1:37.194	28.812	36.458	31.924	234.2	13:07.265	8	1:37.388	28.674	36.600	32.114	237.3	13:09.384
9	1:37.048	28.745	36.415	31.888	234.2	14:44.313	9	1:37.651	28.692	36.850	32.109	237.8	14:47.035
10	1:37.177	28.761	36.538	31.878	234.2	16:21.490	10	1:37.562	28.715	36.607	32.240	237.3	16:24.597
11	1:37.147	28.766	36.488	31.893	234.2	17:58.637	11	1:37.453	28.656	36.645	32.152	236.8	18:02.050
12	1:37.085	28.806	36.319	31.960	234.2	19:35.722	12	1:37.431	28.590	36.642	32.199	237.3	19:39.481
13	1:37.140	28.705	36.508	31.927	234.7	21:12.862	13	1:37.531	28.603	36.726	32.202	237.3	21:17.012
14	1:37.204	28.700	36.440	32.064	234.7	22:50.066	14	1:37.637	28.662	36.618	32.357	237.8	22:54.649
15	1:37.158	28.746	36.345	32.067	235.2	24:27.224	15	1:37.539	28.685	36.608	32.246	237.3	24:32.188
16	1:37.232	28.678	36.515	32.039	235.2	26:04.456	16	1:37.513	28.649	36.631	32.233	237.8	26:09.701
17	1:37.109	28.661	36.466	31.982	235.2	27:41.565	17	1:37.725	28.676	36.714	32.335	237.8	27:47.426
18	1:37.370	28.771	36.517	32.082	234.7	29:18.935	18	1:37.798	28.642	36.766	32.390	236.8	29:25.224





Circuit de Barcelona
Euroformula Open
Race - 3
Lap Analysis



28

Cameron Das

Dallara F320 Spiess **33**

Manuel Maldonado

Dallara F320 Spiess

Team Motopark

Team Motopark

Lap	D	Time	Sector 1	Sector 2	Sector 3	T. Spd	Elapsed	Lap	D	Time	Sector 1	Sector 2	Sector 3	T. Spd	Elapsed
1		1:45.663	34.141	38.495	33.027	215.1	1:45.663	1		1:46.948	34.798	38.882	33.268	218.6	1:46.948
2		1:38.906	29.164	37.154	32.588	236.8	3:24.569	2		1:39.605	29.004	37.551	33.050	240.0	3:26.553
3		1:38.356	28.920	36.970	32.466	236.8	5:02.925	3		1:39.473	28.979	37.254	33.240	238.9	5:06.026
4		1:38.065	28.925	36.719	32.421	237.8	6:40.990	4		1:38.296	29.067	36.840	32.389	236.3	6:44.322
5		1:37.873	28.802	36.756	32.315	237.8	8:18.863	5		1:38.401	28.799	36.958	32.644	238.4	8:22.723
6		1:37.440	28.728	36.577	32.135	237.3	9:56.303	6		1:38.721	28.872	37.381	32.468	237.8	10:01.444
7		1:37.985	29.191	36.581	32.213	234.7	11:34.288	7		1:37.926	28.771	36.736	32.419	237.8	11:39.370
8		1:37.476	28.758	36.605	32.113	236.8	13:11.764	8		1:37.878	28.768	36.765	32.345	237.3	13:17.248
9		1:37.408	28.704	36.577	32.127	238.4	14:49.172	9		1:38.131	28.793	36.773	32.565	237.3	14:55.379
10		1:38.197	28.686	37.245	32.266	237.8	16:27.369	10		1:37.986	28.812	36.737	32.437	237.3	16:33.365
11		1:37.696	28.725	36.697	32.274	236.8	18:05.065	11		1:38.169	28.750	36.881	32.538	237.3	18:11.534
12		1:37.445	28.741	36.552	32.152	236.8	19:42.510	12		1:37.821	28.756	36.692	32.373	237.8	19:49.355
13		1:37.398	28.675	36.523	32.200	237.8	21:19.908	13		1:38.340	28.693	36.885	32.762	238.4	21:27.695
14		1:37.468	28.672	36.560	32.236	237.3	22:57.376	14		1:38.206	28.842	36.855	32.509	238.4	23:05.901
15		1:37.601	28.734	36.638	32.229	237.3	24:34.977	15		1:38.273	28.768	36.820	32.685	237.3	24:44.174
16		1:37.732	28.805	36.622	32.305	238.4	26:12.709	16		1:38.150	28.869	36.838	32.443	237.8	26:22.324
17		1:37.605	28.712	36.642	32.251	237.8	27:50.314	17		1:37.936	28.708	36.744	32.484	238.4	28:00.260
18		1:37.667	28.702	36.652	32.313	237.8	29:27.981	18		1:37.796	28.692	36.773	32.331	237.3	29:38.056

31

Zane Maloney

Dallara F320 Spiess **34**

Rafael Villagomez

Dallara F320 HWA

R

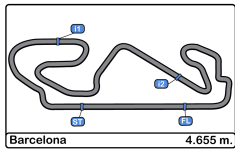
Carlin

R

DRIVEX

Lap	D	Time	Sector 1	Sector 2	Sector 3	T. Spd	Elapsed	Lap	D	Time	Sector 1	Sector 2	Sector 3	T. Spd	Elapsed
1		1:46.482	34.535	38.774	33.173	223.6	1:46.482	1		1:49.729	35.851	40.100	33.778	221.7	1:49.729
2		1:39.548	29.178	37.607	32.763	240.5	3:26.030	2		1:40.057	29.435	37.686	32.936	238.4	3:29.786
3		1:38.668	28.975	37.122	32.571	240.5	5:04.698	3		1:39.554	29.171	37.233	33.150	239.4	5:09.340
4		1:38.515	28.916	37.062	32.537	241.0	6:43.213	4		1:39.176	29.172	37.272	32.732	242.1	6:48.516
5		1:38.040	28.863	36.907	32.270	238.4	8:21.253	5		1:38.627	28.879	37.060	32.688	242.6	8:27.143
6		1:38.122	28.877	36.883	32.362	238.4	9:59.375	6		1:38.738	28.915	37.082	32.741	241.6	10:05.881
7		1:38.124	28.899	36.862	32.363	238.4	11:37.499	7		1:38.629	28.868	36.948	32.813	240.5	11:44.510
8		1:37.897	28.818	36.786	32.293	238.9	13:15.396	8		1:38.720	28.892	37.016	32.812	241.0	13:23.230
9		1:37.967	28.808	36.852	32.307	238.9	14:53.363	9		1:38.966	29.117	37.051	32.798	240.0	15:02.196
10		1:38.080	28.878	36.908	32.294	238.9	16:31.443	10		1:38.449	28.862	37.009	32.578	237.3	16:40.645
11		1:38.243	28.921	36.943	32.379	240.0	18:09.686	11		1:38.784	28.951	37.147	32.686	241.0	18:19.429
12		1:37.893	28.807	36.795	32.291	238.4	19:47.579	12		1:39.327	29.329	37.109	32.889	239.4	19:58.756
13		1:38.130	28.881	36.892	32.357	240.5	21:25.709	13		1:38.992	28.975	37.063	32.954	239.4	21:37.748
14		1:38.169	28.824	36.851	32.494	240.0	23:03.878	14		1:38.951	28.956	37.032	32.963	240.0	23:16.699
15		1:37.899	28.864	36.684	32.351	238.4	24:41.777	15		1:38.677	28.895	36.953	32.829	237.3	24:55.376
16		1:38.197	28.835	36.902	32.460	237.8	26:19.974	16		1:38.623	28.993	36.983	32.647	238.4	26:33.999
17		1:38.127	28.897	36.891	32.339	238.4	27:58.101	17		1:39.107	28.944	37.261	32.902	237.8	28:13.106
18		1:38.259	28.810	36.992	32.457	237.8	29:36.360	18		1:38.589	28.988	36.978	32.623	238.9	29:51.695





Circuit de Barcelona
Euroformula Open
Race - 3
Lap Analysis



69

Lukas Dunner

Dallara F320 Spiess

Cryptotower Racing Team

Lap	D	Time	Sector 1	Sector 2	Sector 3	T. Spd	Elapsed
1		1:44.868	33.985	38.311	32.572	216.4	1:44.868
2		1:38.680	28.901	37.194	32.585	235.8	3:23.548
3		1:38.437	28.906	36.996	32.535	236.8	5:01.985
4		1:37.826	28.799	36.754	32.273	238.9	6:39.811
5		1:37.787	28.712	36.824	32.251	239.4	8:17.598
6		1:38.640	28.640	36.629	33.371	240.5	9:56.238
7		1:38.767	29.594	36.830	32.343	233.7	11:35.005
8		1:37.723	28.759	36.694	32.270	238.9	13:12.728
9		1:37.528	28.649	36.684	32.195	238.4	14:50.256
10		1:37.721	28.649	36.658	32.414	239.4	16:27.977
11		1:37.806	28.606	36.771	32.429	240.0	18:05.783
12		1:37.637	28.583	36.789	32.265	238.9	19:43.420
13		1:37.467	28.552	36.656	32.259	238.4	21:20.887
14		1:37.730	28.659	36.762	32.309	239.4	22:58.617
15		1:37.575	28.665	36.551	32.359	238.9	24:36.192
16		1:37.864	28.697	36.790	32.377	238.9	26:14.056
17		1:37.608	28.698	36.626	32.284	238.9	27:51.664
18		1:37.802	28.704	36.736	32.362	238.4	29:29.466

99

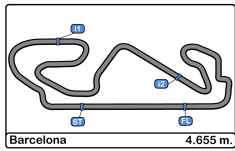
Rui Andrade

Dallara F320 Spiess

Cryptotower Racing Team

Lap	D	Time	Sector 1	Sector 2	Sector 3	T. Spd	Elapsed
1		1:48.501	35.431	39.813	33.257	219.9	1:48.501
2		1:39.445	29.224	37.305	32.916	234.7	3:27.946
3		1:39.093	29.087	37.215	32.791	236.3	5:07.039
4		1:39.100	29.102	37.224	32.774	237.8	6:46.139
5		1:38.603	28.880	37.122	32.601	236.3	8:24.742
6		1:38.370	28.867	36.912	32.591	236.3	10:03.112
7		1:38.478	28.846	37.077	32.555	236.8	11:41.590
8		1:38.278	29.006	36.858	32.414	235.2	13:19.868
9		1:38.531	28.852	37.101	32.578	236.3	14:58.399
10		1:38.196	28.849	36.917	32.430	236.8	16:36.595
11		1:38.436	28.858	36.882	32.696	235.8	18:15.031
12		1:38.401	28.863	36.989	32.549	235.2	19:53.432
13		1:38.479	28.886	36.909	32.684	234.7	21:31.911
14		1:38.512	28.957	37.037	32.518	235.2	23:10.423
15		1:38.841	28.980	37.120	32.741	235.8	24:49.264
16		1:38.603	28.947	37.062	32.594	235.2	26:27.867
17		1:38.805	28.995	36.911	32.899	235.2	28:06.672
18		1:38.683	28.962	37.026	32.695	233.7	29:45.355





Circuit de Barcelona

Euroformula Open

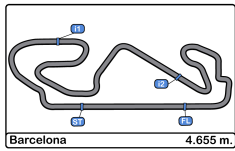
Race - 3

Analysis by Lap



Num	Lap Time	Gap	Num	Lap Time	Gap	Num	Lap Time	Gap	Num	Lap Time	Gap	Num	Lap Time	Gap
Lap 1			4	1:39.452	06.312	Lap 6			33	1:37.878	09.983	15	1:43.165	1 Lap
20	1:43.357		99	1:39.093	06.967	20	1:37.187		4	1:38.379	11.578	8	1:39.142	25.735
26	1:43.990	00.633	25	1:39.336	07.865	26	1:37.588	01.783	99	1:38.278	12.603	6	1:37.829	6 Laps
69	1:44.868	01.511	12	1:39.976	08.713	69	1:38.640	03.535	25	1:38.324	13.451	Num Lap Time Gap		
28	1:45.663	02.306	34	1:39.554	09.268	28	1:37.440	03.600	12	1:38.377	14.631	Lap 11		
16	1:46.073	02.716	8	1:39.885	11.238	16	1:37.761	05.322	34	1:38.720	15.965	20	1:37.147	
31	1:46.482	03.125	Num Lap Time Gap			31	1:38.122	06.672	15	1:38.700	1 Lap	26	1:37.453	03.413
33	1:46.948	03.591	Lap 4			33	1:38.721	08.741	8	1:39.096	21.716	28	1:37.696	06.428
4	1:47.645	04.288	20	1:37.806		4	1:38.669	09.111	6	1:43.146	6 Laps	69	1:37.806	07.146
99	1:48.501	05.144	26	1:38.004	01.238	99	1:38.370	10.409	Num Lap Time Gap			16	1:37.898	09.036
25	1:48.947	05.590	69	1:37.826	01.933	25	1:38.844	11.610	Lap 9			31	1:38.243	11.049
12	1:49.277	05.920	28	1:38.065	03.112	12	1:38.579	12.260	20	1:37.048		33	1:38.169	12.897
34	1:49.729	06.372	16	1:38.087	04.356	34	1:38.738	13.178	26	1:37.651	02.722	4	1:38.331	14.930
8	1:50.644	07.287	31	1:38.515	05.335	15	1:38.108	1 Lap	28	1:37.408	04.859	99	1:38.436	16.394
15	2:17.983	34.626	33	1:38.296	06.444	8	1:39.381	17.895	69	1:37.528	05.943	25	1:38.524	17.397
Num Lap Time Gap			4	1:38.366	06.872	Num Lap Time Gap			16	1:37.775	07.632	12	1:38.670	19.123
Lap 2			99	1:39.100	08.261	Lap 7			31	1:37.967	09.050	34	1:38.784	20.792
20	1:38.491		25	1:38.861	08.920	20	1:37.368		33	1:38.131	11.066	15	1:38.487	1 Lap
26	1:38.531	00.673	12	1:38.813	09.720	26	1:37.510	01.925	4	1:38.210	12.740	8	1:39.507	28.095
69	1:38.680	01.700	34	1:39.176	10.638	28	1:37.985	04.217	99	1:38.531	14.086	6	1:37.685	6 Laps
28	1:38.906	02.721	15	1:44.095	1 Lap	69	1:38.767	04.934	25	1:38.410	14.813	Num Lap Time Gap		
16	1:39.336	03.561	8	1:40.227	13.659	16	1:38.358	06.312	12	1:38.648	16.231	Lap 12		
31	1:39.548	04.182	Num Lap Time Gap			31	1:38.124	07.428	34	1:38.966	17.883	20	1:37.085	
33	1:39.605	04.705	Lap 5			33	1:37.926	09.299	15	1:39.081	1 Lap	26	1:37.431	03.759
4	1:39.287	05.084	20	1:37.638		4	1:38.650	10.393	8	1:39.102	23.770	28	1:37.445	06.788
99	1:39.445	06.098	26	1:37.782	01.382	99	1:38.478	11.519	6	1:38.411	6 Laps	69	1:37.637	07.698
25	1:39.654	06.753	69	1:37.787	02.082	25	1:38.079	12.321	Num Lap Time Gap			16	1:37.660	09.611
12	1:39.532	06.961	28	1:37.873	03.347	12	1:38.556	13.448	Lap 10			31	1:37.893	11.857
34	1:40.057	07.938	16	1:38.030	04.748	34	1:38.629	14.439	20	1:37.177		33	1:37.821	13.633
8	1:40.781	09.577	31	1:38.040	05.737	15	1:38.381	1 Lap	26	1:37.562	03.107	4	1:37.931	15.776
Num Lap Time Gap			33	1:38.401	07.207	8	1:39.287	19.814	28	1:38.197	05.879	99	1:38.401	17.710
Lap 3			4	1:38.395	07.629	6	12:05.263	6 Laps	69	1:37.721	06.487	25	1:38.314	18.626
20	1:38.224		99	1:38.603	09.226	Num Lap Time Gap			16	1:37.830	08.285	12	1:38.304	20.342
26	1:38.591	01.040	25	1:38.671	09.953	Lap 8			31	1:38.080	09.953	34	1:39.327	23.034
69	1:38.437	01.913	12	1:38.786	10.868	20	1:37.194		33	1:37.986	11.875	15	1:38.057	1 Lap
28	1:38.356	02.853	34	1:38.627	11.627	26	1:37.388	02.119	4	1:38.183	13.746	8	1:38.950	29.960
16	1:38.738	04.075	15	1:38.167	1 Lap	28	1:37.476	04.499	99	1:38.196	15.105	6	1:46.074	6 Laps
31	1:38.668	04.626	8	1:39.680	15.701	69	1:37.723	05.463	25	1:38.384	16.020			
33	1:39.473	05.954	Num Lap Time Gap			16	1:37.787	06.905	12	1:38.546	17.600			
15	2:48.185	1 Lap	Lap 9			31	1:37.897	08.131	34	1:38.449	19.155			





Circuit de Barcelona
Euroformula Open
Race - 3
Analysis by Lap



Num	Lap Time	Gap
-----	----------	-----

Lap 13

20	1:37.140	
26	1:37.531	04.150
28	1:37.398	07.046
69	1:37.467	08.025
16	1:37.904	10.375
31	1:38.130	12.847
33	1:38.340	14.833
4	1:38.206	16.842
99	1:38.479	19.049
25	1:38.378	19.864
12	1:38.644	21.846
34	1:38.992	24.886
15	1:38.019	1 Lap
8	1:39.153	31.973
6	2:02.119	6 Laps

Num	Lap Time	Gap
-----	----------	-----

Lap 14

20	1:37.204	
26	1:37.637	04.583
28	1:37.468	07.310
69	1:37.730	08.551
16	1:37.915	11.086
31	1:38.169	13.812
33	1:38.206	15.835
4	1:38.176	17.814
99	1:38.512	20.357
25	1:38.735	21.395
12	1:38.435	23.077
34	1:38.951	26.633
15	1:38.053	1 Lap
8	1:39.344	34.113
6	1:37.846	6 Laps

Num	Lap Time	Gap
-----	----------	-----

Lap 15

20	1:37.158	
26	1:37.539	04.964
28	1:37.601	07.753
69	1:37.575	08.968
16	1:38.209	12.137

Num	Lap Time	Gap
-----	----------	-----

31	1:37.899	14.553
33	1:38.273	16.950
4	1:38.233	18.889
99	1:38.841	22.040
25	1:38.499	22.736
12	1:38.397	24.316
34	1:38.677	28.152
15	1:38.071	1 Lap
8	1:39.007	35.962
6	1:37.503	6 Laps

Num	Lap Time	Gap
-----	----------	-----

Lap 16

20	1:37.232	
26	1:37.513	05.245
28	1:37.732	08.253
69	1:37.864	09.600
16	1:37.856	12.761
31	1:38.197	15.518
33	1:38.150	17.868
4	1:38.354	20.011
99	1:38.603	23.411
25	1:38.619	24.123
12	1:38.323	25.407
34	1:38.623	29.543
15	1:38.334	1 Lap
8	1:39.366	38.096
6	1:37.644	6 Laps

Num	Lap Time	Gap
-----	----------	-----

Lap 17

20	1:37.109	
26	1:37.725	05.861
28	1:37.605	08.749
69	1:37.608	10.099
16	1:37.991	13.643
31	1:38.127	16.536
33	1:37.936	18.695
4	1:38.393	21.295
99	1:38.805	25.107
25	1:38.681	25.695
12	1:38.531	26.829

Num	Lap Time	Gap
-----	----------	-----

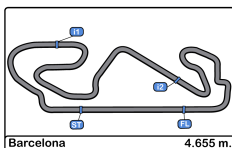
34	1:39.107	31.541
15	1:38.595	1 Lap
8	1:39.433	40.420
6	1:37.827	6 Laps

Num	Lap Time	Gap
-----	----------	-----

Lap 18

20	1:37.370	
26	1:37.798	06.289
28	1:37.667	09.046
69	1:37.802	10.531
16	1:37.894	14.167
31	1:38.259	17.425
33	1:37.796	19.121
4	1:38.461	22.386
99	1:38.683	26.420
25	1:38.642	26.967
12	1:38.625	28.084
34	1:38.589	32.760
15	1:39.203	1 Lap
8	1:39.655	42.705
6	1:51.545	6 Laps



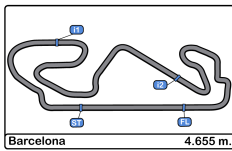


Circuito de Barcelona
Euroformula Open
Race - 3
Best Sectors Results




Sector - 1				Sector - 2				Sector - 3				Ideal Lap vs Best Lap				
Clas	Nº	Driver	Time	Nº	Driver	Time	Nº	Driver	Time	Clas	Nº	Driver	Ideal Lap	Best Lap	Clas	
1	69	Lukas Dunner	28.552	20	Yifei Ye	36.319	20	Yifei Ye	31.878	1	20	Yifei Ye	1:36.858	1:37.048	1	
2	25	Alexandre Bardinon	28.570	6	Ido Cohen	36.462	26	Louis Foster	32.109	2	26	Louis Foster	1:37.264	1:37.388	2	
3	26	Louis Foster	28.590	28	Cameron Das	36.523	28	Cameron Das	32.113	3	69	Lukas Dunner	1:37.298	1:37.467	4	
4	20	Yifei Ye	28.661	69	Lukas Dunner	36.551	69	Lukas Dunner	32.195	4	28	Cameron Das	1:37.308	1:37.398	3	
5	16	Andreas Estner	28.670	26	Louis Foster	36.565	6	Ido Cohen	32.223	5	6	Ido Cohen	1:37.409	1:37.503	5	
6	28	Cameron Das	28.672	16	Andreas Estner	36.591	31	Zane Maloney	32.270	6	16	Andreas Estner	1:37.567	1:37.660	6	
7	15	Sebastian Estner	28.682	31	Zane Maloney	36.684	4	Niklas Krütten	32.277	7	15	Sebastian Estner	1:37.691	1:38.019	10	
8	33	Manuel Maldonado	28.692	33	Manuel Maldonado	36.692	15	Sebastian Estner	32.286	8	33	Manuel Maldonado	1:37.715	1:37.796	7	
9	6	Ido Cohen	28.724	15	Sebastian Estner	36.723	16	Andreas Estner	32.306	9	31	Zane Maloney	1:37.761	1:37.893	8	
10	12	Glenn Van Berlo	28.766	4	Niklas Krütten	36.743	33	Manuel Maldonado	32.331	10	4	Niklas Krütten	1:37.835	1:37.931	9	
11	31	Zane Maloney	28.807	99	Rui Andrade	36.858	99	Rui Andrade	32.414	11	25	Alexandre Bardinon	1:38.006	1:38.079	11	
12	4	Niklas Krütten	28.815	12	Glenn Van Berlo	36.865	12	Glenn Van Berlo	32.445	12	12	Glenn Van Berlo	1:38.076	1:38.304	13	
13	99	Rui Andrade	28.846	25	Alexandre Bardinon	36.904	25	Alexandre Bardinon	32.532	13	99	Rui Andrade	1:38.118	1:38.196	12	
14	34	Rafael Villagomez	28.862	34	Rafael Villagomez	36.948	34	Rafael Villagomez	32.578	14	34	Rafael Villagomez	1:38.388	1:38.449	14	
15	8	Matthias Lüthen	29.031	8	Matthias Lüthen	37.143	8	Matthias Lüthen	32.714	15	8	Matthias Lüthen	1:38.888	1:38.950	15	



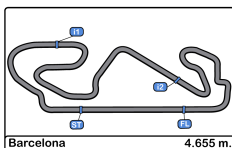


Circuit de Barcelona
Euroformula Open
Race - 3
Leader Sequence



Nº	Entrant	Nat	Driver	Nat	Cat	Chassis	Team	Start Lap	End Lap	Laps	Total Laps
20	Cryptotower Racing	 CHN	Yifei Ye	 CHN		Dallara F320 Spiess	Cryptotower Racing	1	18	18	18



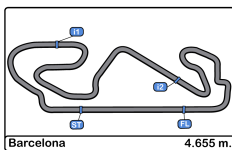


Circuito de Barcelona
Euroformula Open
Race - 3
Best 5 Lap Times



Cls	Nº	Entrant	Nat	Driver	Nat	Cat	Cls	Chassis - Engine	Team	Best 1		Best 2		Best 3		Best 4		Best 5	
										Time	Lap	Time	Lap	Time	Lap	Time	Lap	Time	Lap
1	20	Cryptotower Racing		Yifei Ye				Dallara F320 Spiess	Cryptotower Racing	1:37.048	9	1:37.085	12	1:37.109	17	1:37.140	13	1:37.147	11
2	26	Double R		Louis Foster				Dallara F320 HWA	Double R	1:37.388	8	1:37.431	12	1:37.453	11	1:37.510	7	1:37.513	16
3	28	Team Motopark		Cameron Das				Dallara F320 Spiess	Team Motopark	1:37.398	13	1:37.408	9	1:37.440	6	1:37.445	12	1:37.468	14
4	69	Cryptotower Racing		Lukas Dunner				Dallara F320 Spiess	Cryptotower Racing	1:37.467	13	1:37.528	9	1:37.575	15	1:37.608	17	1:37.637	12
5	6	Carlin		Ido Cohen				Dallara F320 Spiess	Carlin	1:37.503	9	1:37.644	10	1:37.685	5	1:37.827	11	1:37.829	4
6	16	Van Amersfoort Racing		Andreas Estner				Dallara F320 HWA	Van Amersfoort Racing	1:37.660	12	1:37.761	6	1:37.775	9	1:37.787	8	1:37.830	10
7	33	Team Motopark		Manuel Maldonado				Dallara F320 Spiess	Team Motopark	1:37.796	18	1:37.821	12	1:37.878	8	1:37.926	7	1:37.936	17
8	31	Carlin		Zane Maloney		R	1	Dallara F320 Spiess	Carlin	1:37.893	12	1:37.897	8	1:37.899	15	1:37.967	9	1:38.040	5
9	4	Team Motopark		Niklas Krütten		R	2	Dallara F320 Spiess	Team Motopark	1:37.931	12	1:38.176	14	1:38.183	10	1:38.206	13	1:38.210	9
10	15	Van Amersfoort Racing		Sebastian Estner		R	3	Dallara F320 HWA	Van Amersfoort Racing	1:38.019	12	1:38.053	13	1:38.057	11	1:38.071	14	1:38.108	5
11	25	Van Amersfoort Racing		Alexandre Bardinon				Dallara F320 HWA	Van Amersfoort Racing	1:38.079	7	1:38.314	12	1:38.324	8	1:38.378	13	1:38.384	10
12	99	Cryptotower Racing		Rui Andrade				Dallara F320 Spiess	Cryptotower Racing	1:38.196	10	1:38.278	8	1:38.370	6	1:38.401	12	1:38.436	11
13	12	DRIVEX		Glenn Van Berlo		R	4	Dallara F320 HWA	DRIVEX	1:38.304	12	1:38.323	16	1:38.377	8	1:38.397	15	1:38.435	14
14	34	DRIVEX		Rafael Villagomez		R	5	Dallara F320 HWA	DRIVEX	1:38.449	10	1:38.589	18	1:38.623	16	1:38.627	5	1:38.629	7
15	8	Double R		Matthias Lüthen		R	6	Dallara F320 HWA	Double R	1:38.950	12	1:39.007	15	1:39.096	8	1:39.102	9	1:39.142	10



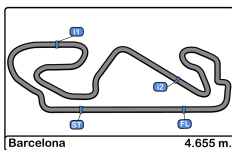


Circuito de Barcelona
Euroformula Open
Race - 3
Best 5 Top Speeds



Cls	Nº	Entrant	Nat	Driver	Nat	Cat	Cls	Chassis - Engine	Team	Top 1		Top 2		Top 3		Top 4		Top 5		Avg
										Km/h	Lap	Km/h	Lap	Km/h	Lap	Km/h	Lap	Km/h	Lap	
1	12	DRIVEX	ESP	Glenn Van Berlo	NLD	R	1	Dallara F320 HWA	DRIVEX	247.1	3	242.6	2	241.0	7	240.0	5	239.4	4	242.0
2	15	Van Amersfoort Racing	NLD	Sebastian Estner	DEU	R	2	Dallara F320 HWA	Van Amersfoort Racing	243.7	8	243.7	17	242.1	7	241.6	9	241.0	6	242.4
3	25	Van Amersfoort Racing	NLD	Alexandre Bardinon	FRA			Dallara F320 HWA	Van Amersfoort Racing	243.7	16	243.7	18	243.2	4	243.2	8	243.2	17	243.4
4	34	DRIVEX	ESP	Rafael Villagomez	MEX	R	3	Dallara F320 HWA	DRIVEX	242.6	5	242.1	4	241.6	6	241.0	8	241.0	11	241.7
5	4	Team Motopark	DEU	Niklas Krütten	DEU	R	4	Dallara F320 Spiess	Team Motopark	242.1	7	240.5	4	240.5	6	240.0	5	238.4	3	240.3
6	16	Van Amersfoort Racing	NLD	Andreas Estner	DEU			Dallara F320 HWA	Van Amersfoort Racing	242.1	2	239.4	9	238.9	3	238.9	10	238.9	11	239.6
7	31	Carlin	GBR	Zane Maloney	BRB	R	5	Dallara F320 Spiess	Carlin	241.0	4	240.5	2	240.5	3	240.5	13	240.0	11	240.5
8	69	Cryptotower Racing	JPN	Lukas Dunner	AUT			Dallara F320 Spiess	Cryptotower Racing	240.5	6	240.0	11	239.4	5	239.4	10	239.4	14	239.7
9	33	Team Motopark	DEU	Manuel Maldonado	VEN			Dallara F320 Spiess	Team Motopark	240.0	2	238.9	3	238.4	5	238.4	13	238.4	14	238.8
10	28	Team Motopark	DEU	Cameron Das	USA			Dallara F320 Spiess	Team Motopark	238.4	9	238.4	16	237.8	4	237.8	5	237.8	10	238.0
11	26	Double R	GBR	Louis Foster	GBR			Dallara F320 HWA	Double R	237.8	9	237.8	14	237.8	16	237.8	17	237.3	2	237.7
12	99	Cryptotower Racing	JPN	Rui Andrade	AGO			Dallara F320 Spiess	Cryptotower Racing	237.8	4	236.8	7	236.8	10	236.3	3	236.3	5	236.8
13	8	Double R	GBR	Matthias Lüthen	DEU	R	6	Dallara F320 HWA	Double R	237.3	11	236.3	3	236.3	5	235.8	4	235.8	9	236.3
14	6	Carlin	GBR	Ido Cohen	ISR			Dallara F320 Spiess	Carlin	236.8	10	236.3	9	236.3	11	235.8	5	235.8	6	236.2
15	20	Cryptotower Racing	JPN	Yifei Ye	CHN			Dallara F320 Spiess	Cryptotower Racing	235.2	15	235.2	16	235.2	17	234.7	13	234.7	14	235.0



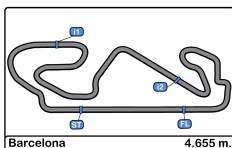


Circuito de Barcelona
Euroformula Open
Race - 3
Fastest Laps Sequence



Lap	Time of Day	Session Time	Nº	Entrant	Nat	Driver	Nat	Cat	Chassis - Engine	Team	Time	Km/h
2	12:31:35.517	3:21.517	20	Cryptotower Racing Team	● JPN	Yifei Ye	🇨🇳 CHN		Dallara F320 Spiess	Cryptotower Racing Team	1:38.491	170.1
3	12:33:13.741	4:59.741	20	Cryptotower Racing Team	● JPN	Yifei Ye	🇨🇳 CHN		Dallara F320 Spiess	Cryptotower Racing Team	1:38.224	170.6
4	12:34:51.546	6:37.546	20	Cryptotower Racing Team	● JPN	Yifei Ye	🇨🇳 CHN		Dallara F320 Spiess	Cryptotower Racing Team	1:37.806	171.3
5	12:36:29.185	8:15.185	20	Cryptotower Racing Team	● JPN	Yifei Ye	🇨🇳 CHN		Dallara F320 Spiess	Cryptotower Racing Team	1:37.638	171.6
6	12:38:06.371	9:52.371	20	Cryptotower Racing Team	● JPN	Yifei Ye	🇨🇳 CHN		Dallara F320 Spiess	Cryptotower Racing Team	1:37.187	172.4
9	12:42:57.981	14:43.981	20	Cryptotower Racing Team	● JPN	Yifei Ye	🇨🇳 CHN		Dallara F320 Spiess	Cryptotower Racing Team	1:37.048	172.6



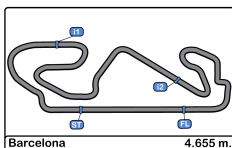


Circuito de Barcelona
Euroformula Open
Race - 3
Event Best Maximum Speed



Nº	Entrant	Nat	Driver	Nat	Cat	Clas	Chassis - Engine	Team	Km/h	Session	
12	DRIVEX		ESP Glenn Van Berlo		NLD	R	1	Dallara F320 HWA	DRIVEX	247.1	Race - 3
31	Carlin		GBR Zane Maloney		BRB	R	2	Dallara F320 Spiess	Carlin	246.5	Race - 2
6	Carlin		GBR Ido Cohen		ISR			Dallara F320 Spiess	Carlin	246.5	Race - 2
34	DRIVEX		ESP Rafael Villagomez		MEX	R	3	Dallara F320 HWA	DRIVEX	246.5	Qualifying - 4
33	Team Motopark		DEU Manuel Maldonado		VEN			Dallara F320 Spiess	Team Motopark	244.3	Race - 2
26	Double R		GBR Louis Foster		GBR			Dallara F320 HWA	Double R	243.7	Race - 1
25	Van Amersfoort Racing		NLD Alexandre Bardinon		FRA			Dallara F320 HWA	Van Amersfoort Racing	243.7	Race - 2
15	Van Amersfoort Racing		NLD Sebastian Estner		DEU	R	4	Dallara F320 HWA	Van Amersfoort Racing	243.7	Race - 2
69	Cryptotower Racing Team		JPN Lukas Dunner		AUT			Dallara F320 Spiess	Cryptotower Racing Team	243.7	Race - 2
99	Cryptotower Racing Team		JPN Rui Andrade		AGO			Dallara F320 Spiess	Cryptotower Racing Team	242.6	Race - 1
4	Team Motopark		DEU Niklas Krütten		DEU	R	5	Dallara F320 Spiess	Team Motopark	242.1	Race - 2
16	Van Amersfoort Racing		NLD Andreas Estner		DEU			Dallara F320 HWA	Van Amersfoort Racing	242.1	Race - 3
28	Team Motopark		DEU Cameron Das		USA			Dallara F320 Spiess	Team Motopark	241.0	Race - 1
8	Double R		GBR Matthias Lüthen		DEU	R	6	Dallara F320 HWA	Double R	240.5	Qualifying - 1
20	Cryptotower Racing Team		JPN Yifei Ye		CHN			Dallara F320 Spiess	Cryptotower Racing Team	239.4	Qualifying - 1





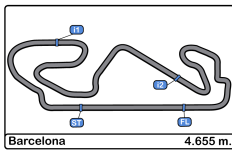
Circuito de Barcelona
Euroformula Open
Race - 3
Lap Chart



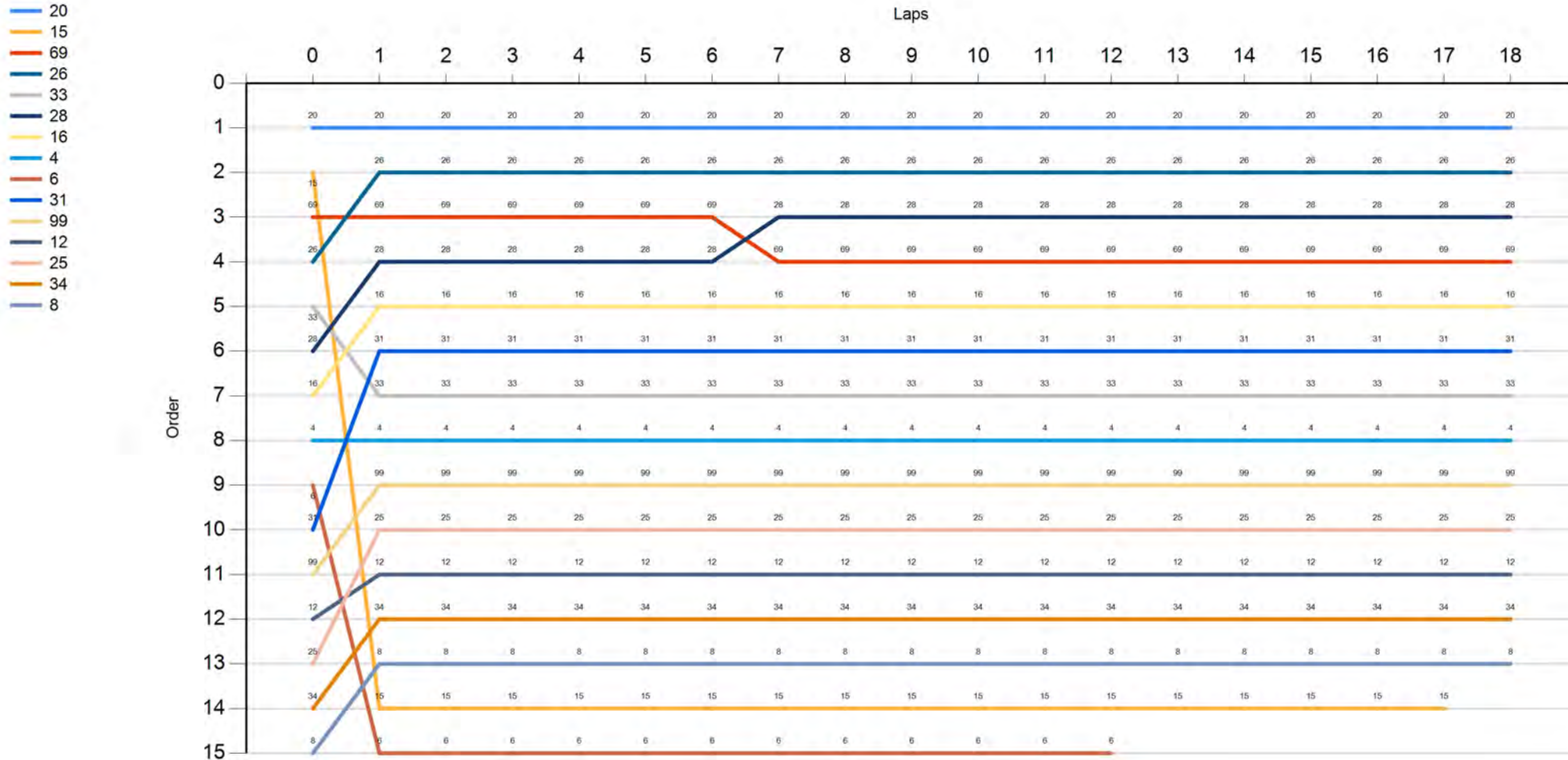
LAP

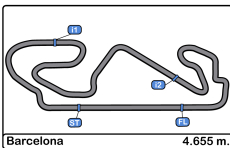
Nr	Po	Grid	1	2	3	4	5	6	7	8	9	10	11	12	13	14	15	16	17	18
20	1	20	20	20	20	20	20	20	20	20	20	20	20	20	20	20	20	20	20	20
15	2	15	26	26	26	26	26	26	26	26	26	26	26	26	26	26	26	26	26	26
69	3	69	69	69	69	69	69	69	28	28	28	28	28	28	28	28	28	28	28	28
26	4	26	28	28	28	28	28	28	69	69	69	69	69	69	69	69	69	69	69	69
33	5	33	16	16	16	16	16	16	16	16	16	16	16	16	16	16	16	16	16	16
28	6	28	31	31	31	31	31	31	31	31	31	31	31	31	31	31	31	31	31	31
16	7	16	33	33	33	33	33	33	33	33	33	33	33	33	33	33	33	33	33	33
4	8	4	4	4	4	4	4	4	4	4	4	4	4	4	4	4	4	4	4	4
6	9	6	99	99	99	99	99	99	99	99	99	99	99	99	99	99	99	99	99	99
31	10	31	25	25	25	25	25	25	25	25	25	25	25	25	25	25	25	25	25	25
99	11	99	12	12	12	12	12	12	12	12	12	12	12	12	12	12	12	12	12	12
12	12	12	34	34	34	34	34	34	34	34	34	34	34	34	34	34	34	34	34	34
25	13	25	8	8	8	8	8	8	8	8	8	8	8	8	8	8	8	8	8	8
34	14	34	15	15	15	15	15	15	15	15	15	15	15	15	15	15	15	15	15	15
8	15	8	6	6	6	6	6	6	6	6	6	6	6	6	6	6	6	6	6	6





Circuito de Barcelona
Euroformula Open
Race - 3
Graphic Lap Chart



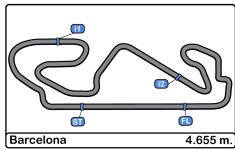


Circuit de Barcelona
 Euroformula Open
 Race - 3
 Pit Stop Analysis

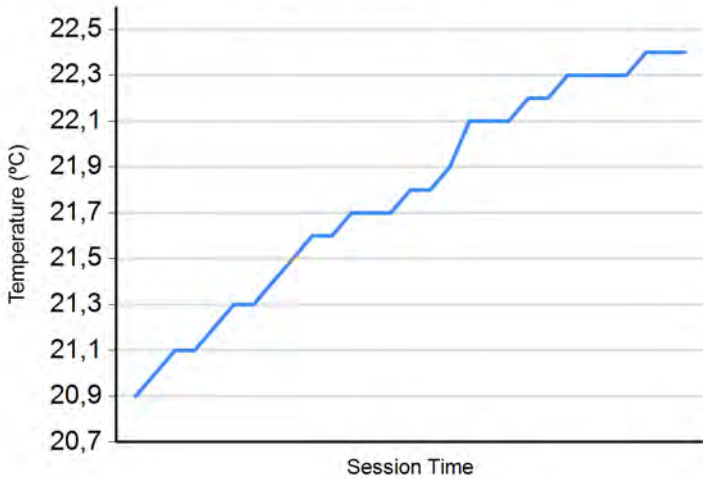


Nr.	In Day Time	Entrant	Nat	Driver	Nat	Cat	Chassis - Engine	Team	In Time	Stop N°	Pit Time	Handicap	Penalty
15	12:30:28.893	Van Amersfoort Racing	NLD	Sebastian Estner	DE	R	Dallara F320 HWA	Van Amersfoort Racing	2:15.224	1	1:05.224		
6	12:48:39.576	Carlin	GB	Ido Cohen	ISR		Dallara F320 Spiess	Carlin	20:25.907	1	22.346		

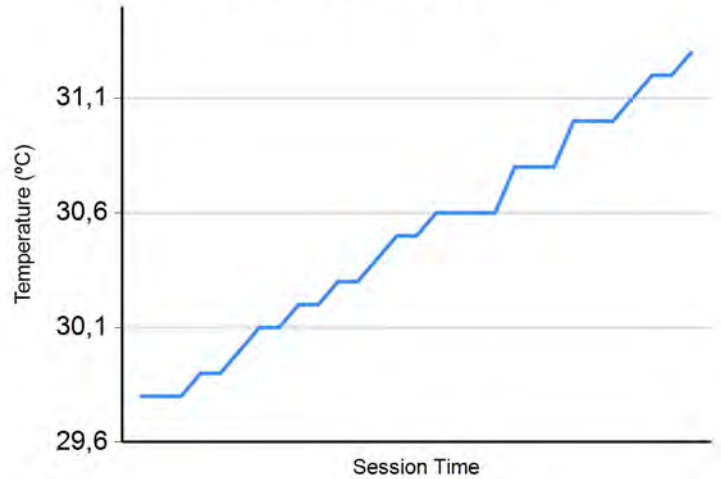




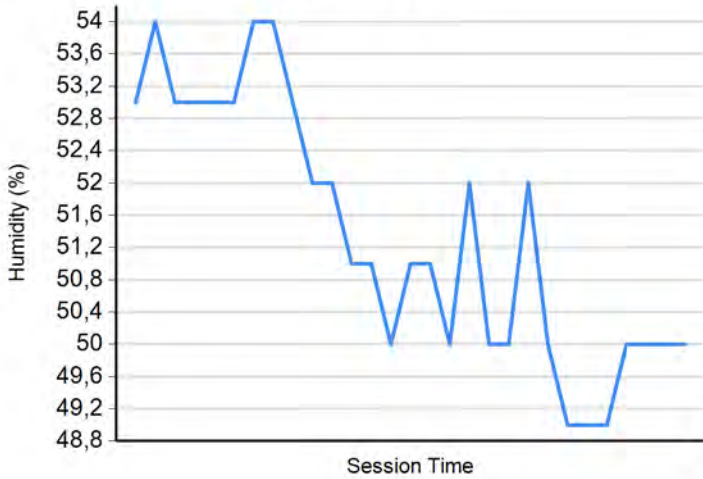
Air Temperature



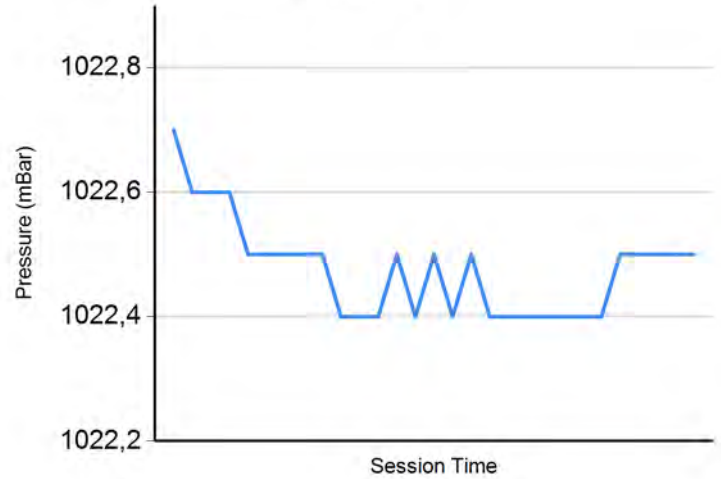
Track Temperature



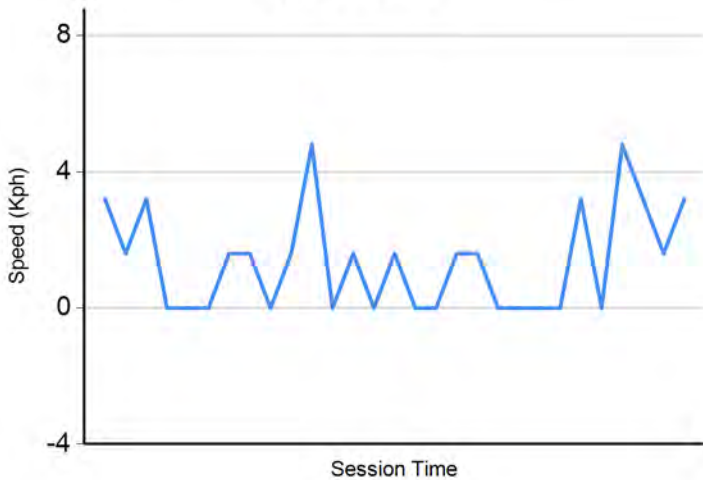
Humidity



Pressure

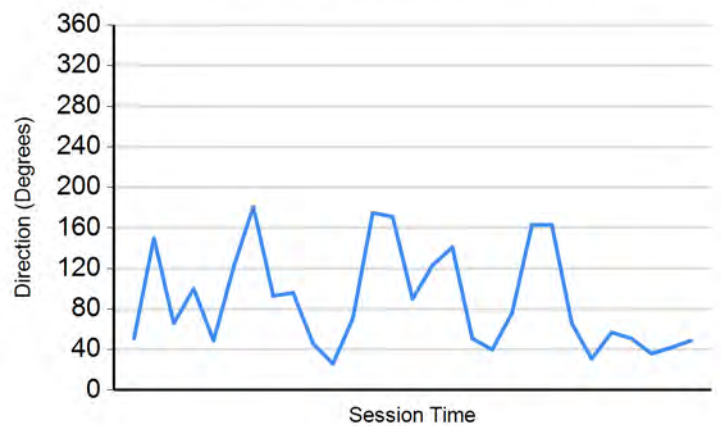


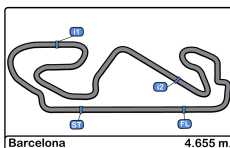
Wind Speed



Wind direction

North = 0°/360° Est = 90° South = 180° West = 270°





Circuito de Barcelona
Euroformula Open
Race - 3
Final Results



Cls	Nº	Entrant	Nat	Driver	Nat	Cat	Cls	Chassis - Engine	Team	Laps	Total Time	Gap	Interval	Km/h	Best	Time	Km/h
1	20	Cryptotower Racing Team	● JPN	Yifei Ye	● CHN			Dallara F320 Spiess	Cryptotower Racing Team	18	29:23.935			171.0	9	1:37.048	172.6
2	26	Double R	● GBR	Louis Foster	● GBR			Dallara F320 HWA	Double R	18	29:25.224	1.289	1.289	170.8	8	1:37.388	172.0
3	28	Team Motopark	● DEU	Cameron Das	● USA			Dallara F320 Spiess	Team Motopark	18	29:27.981	4.046	2.757	170.6	13	1:37.398	172.0
4	69	Cryptotower Racing Team	● JPN	Lukas Dunner	● AUT			Dallara F320 Spiess	Cryptotower Racing Team	18	29:29.466	5.531	1.485	170.4	13	1:37.467	171.9
5	16	Van Amersfoort Racing	● NLD	Andreas Estner	● DEU			Dallara F320 HWA	Van Amersfoort Racing	18	29:33.102	9.167	3.636	170.1	12	1:37.660	171.5
6	31	Carlin	● GBR	Zane Maloney	● BRB	R	1	Dallara F320 Spiess	Carlin	18	29:36.360	12.425	3.258	169.8	12	1:37.893	171.1
7	33	Team Motopark	● DEU	Manuel Maldonado	● VEN			Dallara F320 Spiess	Team Motopark	18	29:38.056	14.121	1.696	169.6	18	1:37.796	171.3
8	4	Team Motopark	● DEU	Niklas Krütten	● DEU	R	2	Dallara F320 Spiess	Team Motopark	18	29:43.321	19.386	5.265	169.1	12	1:37.931	171.1
9	99	Cryptotower Racing Team	● JPN	Rui Andrade	● AGO			Dallara F320 Spiess	Cryptotower Racing Team	18	29:45.355	21.420	2.034	168.9	10	1:38.196	170.6
10	25	Van Amersfoort Racing	● NLD	Alexandre Bardinon	● FRA			Dallara F320 HWA	Van Amersfoort Racing	18	29:45.902	21.967	0.547	168.9	7	1:38.079	170.8
11	12	DRIVEX	● ESP	Glenn Van Berlo	● NLD	R	3	Dallara F320 HWA	DRIVEX	18	29:47.019	23.084	1.117	168.7	12	1:38.304	170.4
12	34	DRIVEX	● ESP	Rafael Villagomez	● MEX	R	4	Dallara F320 HWA	DRIVEX	18	29:51.695	27.760	4.676	168.3	10	1:38.449	170.2
13	8	Double R	● GBR	Matthias Lüthen	● DEU	R	5	Dallara F320 HWA	Double R	18	30:01.640	37.705	9.945	167.4	12	1:38.950	169.3
14	15	Van Amersfoort Racing	● NLD	Sebastian Estner	● DEU	R	6	Dallara F320 HWA	Van Amersfoort Racing	17	29:52.684	1 Lap	1 Lap	158.9	12	1:38.019	170.9
Not classified: (Requirements: 75% of number laps of leader = 14 Laps)																	
6	Carlin	● GBR	Ido Cohen	● ISR				Dallara F320 Spiess	Carlin	12	30:52.892	6 Laps	5 Laps	108.5	9	1:37.503	171.8

Fastest lap Yifei Ye in 1:37.048 at 172.7 Km/h in lap 9

CAR #20 - 5 SECONDS TIME PENALTY ADDED TO RACE TIME CAUSING A COLLISION WITH CAR 15
 CAR #4 - 2 SECONDS TIME PENALTY ADDED TO RACE TIME FORCING OFF TRACK CAR 12
 DRIVE THROUGH CAR #6 - GETTING INTO GARAGE DURING RACE - DONE DURING THE RACE

Published at:.....

Track Temp: 31.3 °C Air Temp: 22.4 °C Humidity: 50 % Track Status: DRY

Stewards:	Race Director:	Timekeeper:
------------------	-----------------------	--------------------





2020

Championship Classification

Cls.	Nº	Name	Nat.	Net Pts.	Pts.	Hungaroring		Paul Ricard		Red Bull Ring		Monza			Mugello		SPA-Francorchamps			Barcelona																								
						Race - 1		Race - 2		Race - 1		Race - 2		Race - 1		Race - 2	Race - 3		Race - 1		Race - 2	Race - 3		Race - 1		Race - 2		Race - 3		Race - 4														
						Q	R	FL	Q	R	FL	Q	R	FL	Q	R	FL	Q	R	FL	Q	R	FL	Q	R	FL	Q	R	FL	Q	R	FL	Q	R	FL	Q	R	FL						
1	20	Yifei Ye		358	368	1	25	1	1	25	1	18	1	25	1	1	25	1	1	25	1	1	25	1	1	25	1	1	25	1	1	25	1	1										
2	69	Lukas Dunner		242	242													18		25		25		1	25		18	1	1	18	1	1		25	1	18		10		12				
3	16	Andreas Estner		163	163	18				18		12						8		2		12		18		1		12		6		4				15		10						
4	4	Niklas Krütten		153	154	4				10		8						15		15		15		12		12				8		10		15		6		4						
5	33	Manuel Maldonado		135	135	10				8								18		18				12				1				8		8			18		10		12		6	
6	28	Cameron Das		115	115					1		4						10	1	10		8				2		6		10		12		12		6		18		15				
7	6	Ido Cohen		110	110	8				12								10		10		8				8		2		15		18		6		1								
8	31	Zane Maloney		103	103	12				15								18						4		12		6		4		10				12		2		8				
9	12	Glenn Van Berlo		80	81	2				2		1						6		10				2		4		2		6		4		1		15		8		8		8		
10	15	Sebastian Estner		64	64	15				10										15		12				4				1		2		2		2				1				
11	26	Ayrton Simmons		62	62	6				6								6		6		8		6		6		10																
12	26	Louis Foster		57	57																									6		25				4		4		18				
13	24	Ben Barnicoat		41	41																					15		1	25															
14	99	Rui Andrade		27	27					4								2		2		2		1		1		8				4		1		2				2				
15	8	Benjamin Pedersen		14	14																									4		10												
16	25	Alexandre Bardinon		9	9					4																1						1								1				
17	34	Shihab Al-Habsi		6	6	1												1				4																						
18	8	Matthias Lüthen		0	0																																							



Benigno Granizo 4, 28224 Pozuelo de Alarcon
 Tel y Fax 91.448.32.06
 www.cronococa.com
 info@cronococa.com



Juan Bravo 17, 28006 Madrid
 Tel 91.432.27.50
 www.gtssport.es
 info@gtssport.es



2020

Championship Rookie Classification



Cls.	Nº	Name	Net Pts.	Pts.	Hungaroring		Paul Ricard		Red Bull Ring		Monza			Mugello		SPA-Francorchamps			Barcelona			
					R1	R2	R1	R2	R1	R2	R1	R2	R3	R1	R2	R1	R2	R3	R1	R2	R3	R4
1	4	Niklas Krütten	140	144	6	4	10	8	6	10	10	10	10	10	10	6	8	10	10	8	8	
2	12	Glenn Van Berlo	112	116	4	6	8	6	8	6	6	6	4	8	6	8	10	8	6	10	6	
3	31	Zane Maloney	101	101	8	10		10	3		8	8	8	6	8	4		4	8	6	10	
4	15	Sebastian Estner	94	94	10	8	4	4	10	8	4		6	4	4	10	6	6	3	4	3	
5	34	Shihab Al-Habsi	23	23	3	3	6	3	4	4												
6	8	Matthias Lüthen	11	11															4	3	4	



Benigno Granizo 4, 28224 Pozuelo de Alarcon
 Tel y Fax 91.448.32.06
 www.cronococa.com
 info@cronococa.com



Juan Bravo 17, 28006 Madrid
 Tel 91.432.27.50
 www.gtsport.es
 info@gtsport.es



2020

Championship Teams' Classification



Cls.	Team	Net Pts.	Pts.	Hungaroring		Paul Ricard		Red Bull Ring		Monza			Mugello		SPA-Francorchamps			Barcelona			
				R1	R2	R1	R2	R1	R2	R1	R2	R3	R1	R2	R1	R2	R3	R1	R2	R3	R4
1	Cryptotower Racing Team	234	234	10	10	18	16	10	10	18	18	18	13	14	18		16	18	13	14	
2	Team Motopark	107	107	3		3		8	14	10	9	6	4	4	3	4	12	9	12	6	
3	Van Amersfoort Racing	74	74	14	11	6	4	10	4			4	8		4				6	3	
4	Carlin	73	73	4	10	4	11	3			4		6	13	6	8		4			
5	Double R	24	24									3				13				8	
6	DRIVEX	9	9						3							6					



Benigno Granizo 4, 28224 Pozuelo de Alarcon
 Tel y Fax 91.448.32.06
 www.cronococa.com
 info@cronococa.com



Juan Bravo 17, 28006 Madrid
 Tel 91.432.27.50
 www.gtsport.es
 info@gtsport.es



2020

Drivers Statistics

Cls.	Nº	Name	Nat.	Net Points	Points	First Positions	Seconds Positions	Thirds Positions	Race Fastest Laps	Pole Positions	Laps in first place	Km. covered in Race	Km. covered in Practice
1	20	Yifei Ye		368	368	10	3	2	11	13	188	1552.33	2342.73
2	69	Lukas Dunner		242	242	5	4	1	4	4	76	1230.66	1821.85
3	16	Andreas Estner		163	163		3	2			5	1444.48	2470.70
4	4	Niklas Krütten		154	154			5				1552.33	2471.78
5	33	Manuel Maldonado		135	135		3					1459.64	2234.69
6	28	Cameron Das		115	115		1	1	1			1230.66	1746.04
7	6	Ido Cohen		110	110		1	1				1438.05	2286.98
8	31	Zane Maloney		103	103		1	1				1250.49	2510.40
9	12	Glenn Van Berlo		81	81			1				1547.09	2458.34
10	15	Sebastian Estner		64	64			2	1			1478.71	2381.49
11	26	Ayrton Simmons		62	62							809.214	1358.97
12	26	Louis Foster		57	57	1	1				3	454.486	720.079
13	24	Ben Barnicoat		41	41	1		1		1		183.575	277.985
14	99	Rui Andrade		27	27							1513.80	2288.54
15	8	Benjamin Pedersen		14	14							203.116	441.252
16	25	Alexandre Bardinon		9	9							1400.68	2593.19
17	34	Shihab Al-Habsi		6	6							507.978	731.368
18	8	Matthias Lüthen		0	0							251.370	1090.47



Benigno Granizo 4, 28224 Pozuelo de Alarcon
Tel y Fax 91.448.32.06
www.cronococa.com
info@cronococa.com



Juan Bravo 17, 28006 Madrid
Tel 91.432.27.50
www.gtssport.es
info@gtssport.es





2020

Drivers Performance



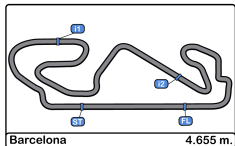
Cls.	Nº	Name	Net Pts.	Pts.	Hungaroring		Paul Ricard		Red Bull Ring		Monza			Mugello		SPA-Francorchamps			Barcelona			
					R1	R2	R1	R2	R1	R2	R1	R2	R3	R1	R2	R1	R2	R3	R1	R2	R3	R4
1	20	Yifei Ye	368	368	1-1	1-1	2-2	1-1	1-1	1-1	1-1	1-2	1-2	4-5	2-3	2-1	2-11	1-3	1-1	1-1	1-1	1-
2	69	Lukas Dunner	242	242	NP-NP	NP-NP	1-1	2-3	NP-NP	NP-NP	7-2	2-1	3-1	1-1	4-2	1-2	1-13	2-1	2-2	3-5	3-4	3-
3	16	Andreas Estner	163	163	2-2	2-2	4-3	4-4	2-4	3-NP	6-6	3-9	6-4	2-2	3-10	7-4	8-7	7-8	3-14	4-3	7-5	4-
4	4	Niklas Krütten	154	154	8-8	5-10	7-5	7-6	3-8	5-3	2-3	9-3	2-3	3-4	7-4	5-12	11-6	8-5	4-3	6-7	8-8	8-
5	33	Manuel Maldonado	135	135	6-5	7-6	6-7	5-14	4-2	4-2	4-4	8-NC	5-10	13-11	6-6	9-6	10-12	6-2	5-5	5-4	5-7	2-
6	28	Cameron Das	115	115	NP-NP	NP-NP	10-10	9-8	NP-NP	NP-NP	3-5	6-5	8-6	10-9	8-7	3-5	3-4	3-4	7-7	2-2	6-3	6-
7	6	Ido Cohen	110	110	5-6	6-4	3-4	6-5	6-5	6-6	9-11	11-NC	10-11	5-6	9-9	8-3	9-2	13-7	13-10	11-11	9-NC	7-
8	31	Zane Maloney	103	103	4-4	4-3	5-NP	3-2	5-12	11-NC	13-8	13-4	9-7	8-8	10-5	10-14	4-NC	10-12	6-4	9-9	10-6	9-
9	12	Glenn Van Berlo	81	81	10-9	12-9	12-9	12-10	10-7	9-5	10-9	10-8	13-9	7-7	12-8	4-10	14-3	9-6	9-6	8-6	12-11	13-
10	15	Sebastian Estner	64	64	3-3	3-5	11-13	13-11	9-3	2-4	5-12	4-NC	4-8	11-12	5-11	14-9	6-9	12-9	8-13	7-10	2-13	5-
11	26	Ayrton Simmons	62	62	7-7	8-7	8-6	8-7	7-6	8-7	11-7	5-7	7-5	NP-NP	NP-NP	NP-NP	NP-NP	NP-NP	NP-NP	NP-NP	NP-NP	NP-
12	26	Louis Foster	57	57	NP-NP	NP-NP	NP-NP	NP-NP	NP-NP	NP-NP	NP-NP	NP-NP	NP-NP	NP-NP	NP-NP	12-7	5-1	4-NP	11-8	10-8	4-2	12-
13	24	Ben Barnicoat	41	41	NP-NP	NP-NP	NP-NP	NP-NP	NP-NP	NP-NP	NP-NP	NP-NP	NP-NP	6-3	1-1	NP-NP	NP-NP	NP-NP	NP-NP	NP-NP	NP-NP	NP-
14	99	Rui Andrade	27	27	9-11	10-12	9-8	10-9	12-9	7-10	12-10	12-6	11-NC	12-13	13-12	11-11	12-8	11-10	10-9	12-12	11-9	11-
15	8	Benjamin Pedersen	14	14	NP-NP	NP-NP	NP-NP	NP-NP	NP-NP	NP-NP	NP-NP	NP-NP	NP-NP	NP-NP	NP-NP	6-8	7-5	5-NP	NP-NP	NP-NP	NP-NP	NP-
16	25	Alexandre Bardinon	9	9	11-12	9-8	14-12	14-12	8-11	12-9	8-13	7-NC	12-12	9-10	11-NC	13-13	13-10	14-11	12-11	13-13	13-10	10-
17	34	Shihab Al-Habsi	6	6	12-10	11-11	13-11	11-13	11-10	10-8	NP-NP	NP-NP	NP-NP	NP-NP	NP-NP	NP-NP	NP-NP	NP-NP	NP-NP	NP-NP	NP-NP	NP-
18	8	Matthias Lüthen	0	0	NP-NP	NP-NP	NP-NP	NP-NP	NP-NP	NP-NP	NP-NP	NP-NP	NP-NP	NP-NP	NP-NP	15-NP	15-NP	NP-NP	14-12	14-14	14-12	14-



Benigno Granizo 4, 28224 Pozuelo de Alarcon
 Tel y Fax 91.448.32.06
 www.cronococa.com
 info@cronococa.com



Juan Bravo 17, 28006 Madrid
 Tel 91.432.27.50
 www.gtssport.es
 info@gtssport.es



Circuit de Barcelona
Euroformula Open
Race - 4
Starting Grid



14	34	Rafael Villagomez	1:36.656
12	26	Louis Foster	1:36.295
10	25	Alexandre Bardinon	1:35.897
8	4	Niklas Krütten	1:35.670
6	28	Cameron Das	1:35.442
4	16	Andreas Estner	1:35.336
2	33	Manuel Maldonado	1:35.273

.8.	15	8	Matthias Lüthen	1:36.987
.7.	13	12	Glenn Van Berlo	1:36.298
.6.	11	99	Rui Andrade	1:35.986
.5.	9	31	Zane Maloney	1:35.778
.4.	7	6	Ido Cohen	1:35.632
.3.	5	15	Sebastian Estner	1:35.378
.2.	3	69	Lukas Dunner	1:35.328
.1.	1	20	Yifei Ye	1:35.029



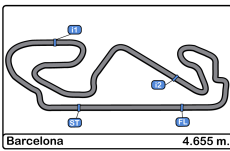
Pole

Published at:.....

Stewards:

Timekeeper:





Circuito de Barcelona
Euroformula Open
Race - 4
Provisional Results



Cls	Nº	Entrant	Nat	Driver	Nat	Cat	Cls	Chassis - Engine	Team	Laps	Total Time	Gap	Interval	Km/h	Best	Time	Km/h
1	20	Cryptotower Racing Team	CHN	Yifei Ye	CHN			Dallara F320 Spiess	Cryptotower Racing Team	20	35:42.572			156.4	20	1:36.640	173.4
2	33	Team Motopark	DEU	Manuel Maldonado	VEN			Dallara F320 Spiess	Team Motopark	20	35:52.018	9.446	9.446	155.7	14	1:37.487	171.8
3	16	Van Amersfoort Racing	NLD	Andreas Estner	DEU			Dallara F320 HWA	Van Amersfoort Racing	20	35:52.822	10.250	0.804	155.6	15	1:37.466	171.9
4	31	Carlin	GBR	Zane Maloney	GBR	R	1	Dallara F320 Spiess	Carlin	20	35:55.214	12.642	2.392	155.5	9	1:37.578	171.7
5	28	Team Motopark	DEU	Cameron Das	USA			Dallara F320 Spiess	Team Motopark	20	35:55.737	13.165	0.523	155.4	20	1:37.555	171.7
6	15	Van Amersfoort Racing	NLD	Sebastian Estner	DEU	R	2	Dallara F320 HWA	Van Amersfoort Racing	20	35:55.855	13.283	0.118	155.4	9	1:37.526	171.8
7	69	Cryptotower Racing Team	JPN	Lukas Dunner	AUT			Dallara F320 Spiess	Cryptotower Racing Team	20	35:58.652	16.080	2.797	155.2	20	1:37.462	171.9
8	6	Carlin	GBR	Ido Cohen	ISR			Dallara F320 Spiess	Carlin	20	36:02.440	19.868	3.788	154.9	19	1:37.642	171.6
9	4	Team Motopark	DEU	Niklas Krütten	DEU	R	3	Dallara F320 Spiess	Team Motopark	20	36:03.723	21.151	1.283	154.8	10	1:37.766	171.4
10	99	Cryptotower Racing Team	JPN	Rui Andrade	AGO			Dallara F320 Spiess	Cryptotower Racing Team	20	36:07.519	24.947	3.796	154.6	20	1:37.792	171.3
11	8	Double R	GBR	Matthias Lüthen	DEU	R	4	Dallara F320 HWA	Double R	20	36:30.652	48.080	23.133	152.9	9	1:38.960	169.3
Not classified: (Requirements: 75% of number laps of leader = 15 Laps)																	
	26	Double R	GBR	Louis Foster	GBR			Dallara F320 HWA	Double R	4	10:05.618	16 Laps	16 Laps	110.6	4	1:48.895	153.8
	34	DRIVEX	ESP	Rafael Villagomez	MEX	R	5	Dallara F320 HWA	DRIVEX	3	8:10.715	17 Laps	1 Lap	102.4	1	2:12.323	126.6
	25	Van Amersfoort Racing	NLD	Alexandre Bardinon	FRA			Dallara F320 HWA	Van Amersfoort Racing								
	12	DRIVEX	ESP	Glenn Van Berlo	NLD	R	6	Dallara F320 HWA	DRIVEX								

Fastest lap Yifei Ye in 1:36.640 at 173.4 Km/h in lap 20

CAR #4 - 2 SECONDS TIME PENALTY TO BE ADDED TO RACE TIME - REJOINING T2 BEFORE THE BOLARD

CAR #15 - 2 SECONDS TIME PENALTY ADDED TO RACE TIME - FORCING CAR 28 OUT OF TRACK

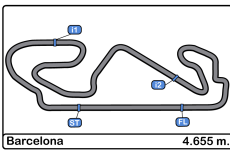
CAR #26 - 5 SECONDS TIME PENALTY ADDED TO RACE TIME - CAUSING A COLLISION WITH CAR 34

Published at:.....

Track Temp: 27.7 °C Air Temp: 22.2 °C Humidity: 66 % Track Status: DRY

Stewards:	Race Director:	Timekeeper:
------------------	-----------------------	--------------------





Circuito de Barcelona
Euroformula Open
Race - 4
Provisional Results by Class




Cls	Nº	Entrant	Nat	Driver	Nat	Cat	Cls	Chassis - Engine	Team	Laps	Total Time	Gap	Interval	Km/h	Best	Time	Km/h	
1	20	Cryptotower Racing	●	JPN Yifei Ye	🇨🇳	CHN		Dallara F320 Spiess	Cryptotower Racing	20	35:42.572			156.4	20	1:36.640	173.4	
2	33	Team Motopark	🇩🇪	DEU Manuel Maldonado	🇻🇪	VEN		Dallara F320 Spiess	Team Motopark	20	35:52.018	9.446	9.446	155.7	14	1:37.487	171.8	
3	16	Van Amersfoort	🇳🇱	NLD Andreas Estner	🇩🇪	DEU		Dallara F320 HWA	Van Amersfoort	20	35:52.822	10.250	0.804	155.6	15	1:37.466	171.9	
4	28	Team Motopark	🇩🇪	DEU Cameron Das	🇺🇸	USA		Dallara F320 Spiess	Team Motopark	20	35:55.737	13.165	2.915	155.4	20	1:37.555	171.7	
5	69	Cryptotower Racing	●	JPN Lukas Dunner	🇦🇹	AUT		Dallara F320 Spiess	Cryptotower Racing	20	35:58.652	16.080	2.915	155.2	20	1:37.462	171.9	
6	6	Carlin	🇬🇧	GBR Ido Cohen	🇮🇱	ISR		Dallara F320 Spiess	Carlin	20	36:02.440	19.868	3.788	154.9	19	1:37.642	171.6	
7	99	Cryptotower Racing	●	JPN Rui Andrade	🇦🇴	AGO		Dallara F320 Spiess	Cryptotower Racing	20	36:07.519	24.947	5.079	154.6	20	1:37.792	171.3	
Not classified: (Requirements: 75% of number laps of leader = 15 Laps)																		
	26	Double R	🇬🇧	GBR Louis Foster	🇬🇧	GBR		Dallara F320 HWA	Double R	4	10:05.618	16 Laps	16 Laps	110.6	4	1:48.895	153.8	
	25	Van Amersfoort	🇳🇱	NLD Alexandre Bardinon	🇫🇷	FRA		Dallara F320 HWA	Van Amersfoort									
Rookie																		
1	31	Carlin	🇬🇧	GBR Zane Maloney	🇧🇪	BRB	R	1	Dallara F320 Spiess	Carlin	20	35:55.214			155.5	9	1:37.578	171.7
2	15	Van Amersfoort	🇳🇱	NLD Sebastian Estner	🇩🇪	DEU	R	2	Dallara F320 HWA	Van Amersfoort	20	35:55.855	13.283	0.641	155.4	9	1:37.526	171.8
3	4	Team Motopark	🇩🇪	DEU Niklas Krütten	🇩🇪	DEU	R	3	Dallara F320 Spiess	Team Motopark	20	36:03.723	21.151	7.868	154.8	10	1:37.766	171.4
4	8	Double R	🇬🇧	GBR Matthias Lüthen	🇩🇪	DEU	R	4	Dallara F320 HWA	Double R	20	36:30.652	48.080	26.929	152.9	9	1:38.960	169.3
Not classified: (Requirements: 75% of number laps of leader = 15 Laps)																		
	34	DRIVEX	🇪🇸	ESP Rafael Villagomez	🇲🇽	MEX	R	5	Dallara F320 HWA	DRIVEX	3	8:10.715	17 Laps	17 Laps	102.4	1	2:12.323	126.6
	12	DRIVEX	🇪🇸	ESP Glenn Van Berlo	🇳🇱	NLD	R	6	Dallara F320 HWA	DRIVEX								

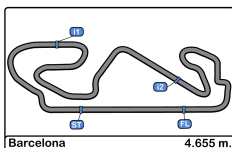
Fastest lap Yifei Ye in 1:36.640 at 173.4 Km/h in lap 20

Published at:.....

Track Temp: **27.7 °C** Air Temp: **22.2 °C** Humidity: **66 %** Track Status: **DRY**

Stewards:	Race Director:	Timekeeper: 
------------------	-----------------------	--





Circuito de Barcelona

Euroformula Open

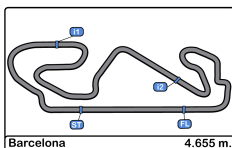
Race - 4

Provisional Classification by Driver Fastest Lap



Clas	Nº	Entrant	Nat	Driver	Nat	Cat	Clas	Chassis - Engine	Team	Laps	Best	Time	Gap	Interval	Km/h
1	20	Cryptotower Racing		Yifei Ye				Dallara F320 Spiess	Cryptotower Racing	20	20	1:36.640			173.4
2	69	Cryptotower Racing		Lukas Dunner				Dallara F320 Spiess	Cryptotower Racing	20	20	1:37.462	0.822	0.822	171.9
3	16	Van Amersfoort Racing		Andreas Estner				Dallara F320 HWA	Van Amersfoort Racing	20	15	1:37.466	0.826	0.004	171.9
4	33	Team Motopark		Manuel Maldonado				Dallara F320 Spiess	Team Motopark	20	14	1:37.487	0.847	0.021	171.8
5	15	Van Amersfoort Racing		Sebastian Estner		R	1	Dallara F320 HWA	Van Amersfoort Racing	20	9	1:37.526	0.886	0.039	171.8
6	28	Team Motopark		Cameron Das				Dallara F320 Spiess	Team Motopark	20	20	1:37.555	0.915	0.029	171.7
7	31	Carlin		Zane Maloney		R	2	Dallara F320 Spiess	Carlin	20	9	1:37.578	0.938	0.023	171.7
8	6	Carlin		Ido Cohen				Dallara F320 Spiess	Carlin	20	19	1:37.642	1.002	0.064	171.6
9	4	Team Motopark		Niklas Krütten		R	3	Dallara F320 Spiess	Team Motopark	20	10	1:37.766	1.126	0.124	171.4
10	99	Cryptotower Racing		Rui Andrade				Dallara F320 Spiess	Cryptotower Racing	20	20	1:37.792	1.152	0.026	171.3
11	8	Double R		Matthias Lüthen		R	4	Dallara F320 HWA	Double R	20	9	1:38.960	2.320	1.168	169.3
12	26	Double R		Louis Foster				Dallara F320 HWA	Double R	4	4	1:48.895	12.255	9.935	153.8
13	34	DRIVEX		Rafael Villagomez		R	5	Dallara F320 HWA	DRIVEX	3	1	2:12.323	35.683	23.428	126.6



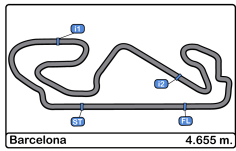


Circuito de Barcelona
Euroformula Open
Race - 4
Distance and Speed Average



Clas	Nº	Entrant	Nat	Driver	Nat	Cat	Clas	Chassis - Engine	Team	Laps	Distance	Total Time	Km/h
1	20	Cryptotower Racing Team		Yifei Ye		CHN		Dallara F320 Spiess	Cryptotower Racing Team	20	93.10	35:42.572	156.4
2	33	Team Motopark		Manuel Maldonado		VEN		Dallara F320 Spiess	Team Motopark	20	93.10	35:52.018	155.7
3	16	Van Amersfoort Racing		Andreas Estner		DEU		Dallara F320 HWA	Van Amersfoort Racing	20	93.10	35:52.822	155.6
4	31	Carlin		Zane Maloney		BRB	R 1	Dallara F320 Spiess	Carlin	20	93.10	35:55.214	155.5
5	28	Team Motopark		Cameron Das		USA		Dallara F320 Spiess	Team Motopark	20	93.10	35:55.737	155.4
6	15	Van Amersfoort Racing		Sebastian Estner		DEU	R 2	Dallara F320 HWA	Van Amersfoort Racing	20	93.10	35:55.855	155.4
7	69	Cryptotower Racing Team		Lukas Dunner		AUT		Dallara F320 Spiess	Cryptotower Racing Team	20	93.10	35:58.652	155.2
8	6	Carlin		Ido Cohen		ISR		Dallara F320 Spiess	Carlin	20	93.10	36:02.440	154.9
9	4	Team Motopark		Niklas Krütten		DEU	R 3	Dallara F320 Spiess	Team Motopark	20	93.10	36:03.723	154.8
10	99	Cryptotower Racing Team		Rui Andrade		AGO		Dallara F320 Spiess	Cryptotower Racing Team	20	93.10	36:07.519	154.6
11	8	Double R		Matthias Lüthen		DEU	R 4	Dallara F320 HWA	Double R	20	93.10	36:30.652	152.9
Not classified: (Requirements: 75% of number laps of leader = 15 Laps)													
	26	Double R		Louis Foster		GBR		Dallara F320 HWA	Double R	4	18.62	10:05.618	110.6
	34	DRIVEX		Rafael Villagomez		MEX	R 5	Dallara F320 HWA	DRIVEX	3	13.96	8:10.715	102.4
	25	Van Amersfoort Racing		Alexandre Bardion		FRA		Dallara F320 HWA	Van Amersfoort Racing				
	12	DRIVEX		Glenn Van Berlo		NLD	R 6	Dallara F320 HWA	DRIVEX				





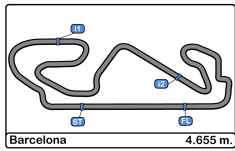
Circuit de Barcelona
Euroformula Open
Race - 4
Lap Analysis



4 Niklas Krütten Dallara F320 Spiess Team Motopark							8 Matthias Lüthen Dallara F320 HWA Double R							
Lap	D	Time	Sector 1	Sector 2	Sector 3	T. Spd	Lap	D	Time	Sector 1	Sector 2	Sector 3	T. Spd	Elapsed
1		2:09.861	34.713	48.831	46.317	213.0	1		2:13.665	37.395	49.096	47.174	219.5	2:13.665
2		3:10.870	1:06.906	1:09.675	54.289	90.8	2		3:10.928	1:06.637	1:09.720	54.571	84.0	5:24.593
3		2:48.324	56.957	1:05.330	46.037	92.1	3		2:47.055	56.509	1:05.383	45.163	91.6	8:11.648
4		1:41.682	30.217	38.587	32.878	236.8	4		1:43.122	31.190	37.978	33.954	232.2	9:54.770
5		1:38.854	29.027	37.177	32.650	238.4	5		1:39.471	29.223	37.347	32.901	235.2	11:34.241
6		1:38.404	28.937	37.015	32.452	237.8	6		1:40.554	29.083	38.356	33.115	236.8	13:14.795
7		1:38.123	28.938	36.884	32.301	236.8	7		1:39.540	29.210	37.353	32.977	235.8	14:54.335
8		1:38.019	28.860	36.826	32.333	237.3	8		1:39.098	29.007	37.278	32.813	235.2	16:33.433
9		1:38.194	28.812	36.860	32.522	237.8	9		1:38.960	28.934	37.140	32.886	235.8	18:12.393
10		1:37.766	28.769	36.708	32.289	237.3	10		1:39.239	28.920	37.509	32.810	236.3	19:51.632
11		1:37.808	28.741	36.802	32.265	237.8	11		1:39.564	29.070	37.451	33.043	235.8	21:31.196
12		1:37.919	28.790	36.746	32.383	237.3	12		1:39.415	29.011	37.302	33.102	235.2	23:10.611
13		1:37.874	28.732	36.789	32.353	237.3	13		1:40.190	29.258	37.666	33.266	235.8	24:50.801
14		1:37.871	28.756	36.741	32.374	236.8	14		1:40.228	29.232	37.972	33.024	235.2	26:31.029
15		1:37.782	28.759	36.779	32.244	237.3	15		1:39.818	29.216	37.220	33.382	235.2	28:10.847
16		1:37.886	28.820	36.763	32.303	237.8	16		1:40.182	29.358	37.336	33.488	235.2	29:51.029
17		1:39.797	30.200	37.154	32.443	235.8	17		1:40.207	29.346	37.685	33.176	234.7	31:31.236
18		1:38.358	29.166	36.830	32.362	238.4	18		1:40.281	29.421	37.640	33.220	234.7	33:11.517
19		1:38.148	28.888	36.897	32.363	237.3	19		1:39.564	29.153	37.317	33.094	235.2	34:51.081
20		1:38.183	28.929	36.831	32.423	236.8	20		1:39.571	29.095	37.382	33.094	235.2	36:30.652

6 Ido Cohen Dallara F320 Spiess Carlin							12 Glenn Van Berlo Dallara F320 HWA DRIVEX							
Lap	D	Time	Sector 1	Sector 2	Sector 3	T. Spd	Lap	D	Time	Sector 1	Sector 2	Sector 3	T. Spd	Elapsed
1		2:11.140	36.166	48.466	46.508	212.1	15		2:07.483	33.794	47.044	46.645	215.1	2:07.483
2		3:11.083	1:06.874	1:09.815	54.394	86.4	2		3:10.521	1:04.688	1:11.275	54.558	90.6	5:18.004
3		2:47.936	56.577	1:05.734	45.625	88.2	3		2:49.853	56.728	1:05.103	48.022	107.4	8:07.857
4		1:41.674	29.750	38.590	33.334	237.3	4		1:40.180	29.885	37.380	32.915	233.7	9:48.037
5		1:39.609	28.951	37.489	33.169	240.0	5		1:38.479	28.950	37.076	32.453	237.8	11:26.516
6		1:39.402	29.400	37.081	32.921	238.4	6		1:38.559	28.909	36.972	32.678	238.9	13:05.075
7		1:38.704	28.941	36.997	32.766	238.4	7		1:38.040	28.835	36.731	32.474	238.9	14:43.115
8		1:38.308	28.784	36.933	32.591	237.3	8		1:38.024	28.788	36.766	32.470	238.4	16:21.139
9		1:38.248	28.866	36.842	32.540	238.4	9		1:37.526	28.697	36.598	32.231	238.9	17:58.665
10		1:37.827	28.822	36.635	32.370	239.4	10		1:37.734	28.616	36.646	32.472	240.0	19:36.399
11		1:37.759	28.674	36.792	32.293	240.0	11		1:37.759	28.682	36.798	32.279	240.0	21:14.158
12		1:38.347	28.758	36.866	32.723	238.9	12		1:37.810	28.663	36.661	32.486	239.4	22:51.968
13		1:37.913	28.748	36.674	32.491	237.8	13		1:37.711	28.633	36.753	32.325	240.0	24:29.679
14		1:37.726	28.666	36.640	32.420	238.4	14		1:37.855	28.661	36.737	32.457	240.0	26:07.534
15		1:37.643	28.580	36.554	32.509	240.0	15		1:37.608	28.705	36.623	32.280	239.4	27:45.142
16		1:37.877	28.669	36.760	32.448	239.4	16		1:37.664	28.707	36.624	32.333	238.4	29:22.806
17		1:37.941	28.732	36.736	32.473	237.8	17		1:37.909	28.726	36.621	32.562	238.4	31:00.715
18		1:37.849	28.644	36.702	32.503	237.8	18		1:37.885	28.800	36.718	32.367	238.9	32:38.600
19		1:37.642	28.540	36.707	32.395	241.6	19		1:37.700	28.590	36.681	32.429	238.9	34:16.300
20		1:37.812	28.533	36.731	32.548	240.5	20		1:37.555	28.599	36.590	32.366	239.4	35:53.855





Circuit de Barcelona
Euroformula Open
Race - 4
Lap Analysis



16

Andreas Estner

Dallara F320 HWA

28

Cameron Das

Dallara F320 Spiess

Van Amersfoort Racing

Team Motopark

Lap D	Time	Sector 1	Sector 2	Sector 3	T. Spd	Elapsed	Lap D	Time	Sector 1	Sector 2	Sector 3	T. Spd	Elapsed
1	2:06.370	33.455	46.473	46.442	216.0	2:06.370	1	2:08.391	34.349	47.281	46.761	216.4	2:08.391
2	3:10.465	1:05.118	1:10.717	54.630	95.5	5:16.835	2	3:10.472	1:04.534	1:11.090	54.848	87.0	5:18.863
3	2:50.355	57.320	1:04.374	48.661	119.8	8:07.190	3	2:49.199	56.731	1:05.222	47.246	113.9	8:08.062
4	1:39.867	29.476	37.638	32.753	237.8	9:47.057	4	1:41.950	30.970	38.033	32.947	237.8	9:50.012
5	1:38.602	29.068	37.057	32.477	238.4	11:25.659	5	1:38.750	28.753	37.425	32.572	239.4	11:28.762
6	1:38.262	28.919	36.913	32.430	238.4	13:03.921	6	1:38.278	28.766	37.116	32.396	241.0	13:07.040
7	1:38.032	28.853	36.899	32.280	238.4	14:41.953	7	1:37.971	28.789	36.860	32.322	241.0	14:45.011
8	1:38.073	28.855	36.803	32.415	238.4	16:20.026	8	1:38.132	28.870	36.912	32.350	240.0	16:23.143
9	1:37.705	28.829	36.614	32.262	237.8	17:57.731	9	1:37.692	28.647	36.827	32.218	243.7	18:00.835
10	1:37.608	28.675	36.562	32.371	239.4	19:35.339	10	1:37.762	28.675	36.833	32.254	241.0	19:38.597
11	1:37.773	28.788	36.722	32.263	238.9	21:13.112	11	1:37.618	28.581	36.740	32.297	238.9	21:16.215
12	1:37.745	28.750	36.631	32.364	238.9	22:50.857	12	1:37.665	28.649	36.816	32.200	240.0	22:53.880
13	1:37.687	28.775	36.630	32.282	239.4	24:28.544	13	1:37.802	28.514	36.836	32.452	241.6	24:31.682
14	1:37.720	28.703	36.655	32.362	238.9	26:06.264	14	1:37.747	28.504	36.910	32.333	240.5	26:09.429
15	1:37.466	28.664	36.618	32.184	238.4	27:43.730	15	1:37.826	28.580	36.750	32.496	241.6	27:47.255
16	1:37.748	28.657	36.721	32.370	239.4	29:21.478	16	1:37.668	28.642	36.748	32.278	240.0	29:24.923
17	1:37.899	28.745	36.733	32.421	239.4	30:59.377	17	1:37.698	28.549	36.775	32.374	240.5	31:02.621
18	1:37.892	28.769	36.740	32.383	239.4	32:37.269	18	1:37.747	28.655	36.702	32.390	242.1	32:40.368
19	1:37.888	28.762	36.744	32.382	239.4	34:15.157	19	1:37.814	28.702	36.807	32.305	241.6	34:18.182
20	1:37.665	28.719	36.665	32.281	238.9	35:52.822	20	1:37.555	28.521	36.789	32.245	242.1	35:55.737

20

Yifei Ye

Dallara F320 Spiess

31

Zane Maloney

Dallara F320 Spiess

Cryptotower Racing Team

R

Carlin

Lap D	Time	Sector 1	Sector 2	Sector 3	T. Spd	Elapsed	Lap D	Time	Sector 1	Sector 2	Sector 3	T. Spd	Elapsed
1	2:04.761	32.146	46.734	45.881	208.8	2:04.761	1	2:09.249	34.454	48.140	46.655	213.4	2:09.249
2	3:10.578	1:05.076	1:10.564	54.938	95.4	5:15.339	2	3:10.919	1:04.861	1:11.549	54.509	94.4	5:20.168
3	2:50.639	57.484	1:04.268	48.887	113.6	8:05.978	3	2:48.532	56.826	1:05.095	46.611	90.6	8:08.700
4	1:38.893	29.349	37.183	32.361	231.7	9:44.871	4	1:40.688	30.129	37.767	32.792	235.8	9:49.388
5	1:38.909	29.174	36.863	32.872	233.7	11:23.780	5	1:38.805	29.130	37.196	32.479	238.9	11:28.193
6	1:37.926	29.024	36.724	32.178	234.2	13:01.706	6	1:38.238	28.887	37.000	32.351	237.8	13:06.431
7	1:37.519	28.908	36.634	31.977	234.2	14:39.225	7	1:37.925	28.799	36.733	32.393	239.4	14:44.356
8	1:37.496	28.831	36.638	32.027	234.7	16:16.721	8	1:38.138	28.805	36.929	32.404	239.4	16:22.494
9	1:37.414	28.861	36.525	32.028	234.2	17:54.135	9	1:37.578	28.696	36.635	32.247	238.4	18:00.072
10	1:37.340	28.828	36.491	32.021	234.2	19:31.475	10	1:37.620	28.702	36.711	32.207	240.0	19:37.692
11	1:37.387	28.760	36.584	32.043	234.2	21:08.862	11	1:37.722	28.706	36.773	32.243	241.0	21:15.414
12	1:37.348	28.775	36.493	32.080	235.8	22:46.210	12	1:37.728	28.697	36.728	32.303	240.5	22:53.142
13	1:37.200	28.799	36.495	31.906	235.2	24:23.410	13	1:37.920	28.792	36.865	32.263	240.0	24:31.062
14	1:37.188	28.778	36.443	31.967	235.2	26:00.598	14	1:37.687	28.673	36.746	32.268	240.0	26:08.749
15	1:36.850	28.733	36.313	31.804	235.2	27:37.448	15	1:37.597	28.640	36.732	32.225	240.5	27:46.346
16	1:37.124	28.749	36.421	31.954	236.3	29:14.572	16	1:37.646	28.671	36.732	32.243	240.5	29:23.992
17	1:37.037	28.694	36.380	31.963	235.2	30:51.609	17	1:37.842	28.644	36.740	32.458	240.5	31:01.834
18	1:37.077	28.770	36.401	31.906	235.8	32:28.686	18	1:37.907	28.721	36.872	32.314	240.5	32:39.741
19	1:37.246	28.763	36.527	31.956	234.7	34:05.932	19	1:37.731	28.660	36.773	32.298	242.6	34:17.472
20	1:36.640	28.660	36.271	31.709	235.8	35:42.572	20	1:37.742	28.682	36.775	32.285	240.0	35:55.214

25

Alexandre Bardinon

Dallara F320 HWA

Van Amersfoort Racing

Lap D	Time	Sector 1	Sector 2	Sector 3	T. Spd	Elapsed
-------	------	----------	----------	----------	--------	---------

26

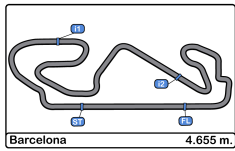
Louis Foster

Dallara F320 HWA

Double R

Lap D	Time	Sector 1	Sector 2	Sector 3	T. Spd	Elapsed
1	2:15.541	38.875	48.392	48.274	217.3	2:15.541
2	3:10.388	1:06.042	1:09.346	55.000	97.2	5:25.929
3	2:45.794	56.444	1:04.961	44.389	103.7	8:11.723
4	1:48.895 P	29.156	38.225	41.514	236.8	10:00.618





Circuit de Barcelona
Euroformula Open
Race - 4
Lap Analysis



33

Manuel Maldonado

Dallara F320 Spiess

99

Rui Andrade

Dallara F320 Spiess

Team Motopark

Cryptotower Racing Team

Lap	D	Time	Sector 1	Sector 2	Sector 3	T. Spd	Elapsed	Lap	D	Time	Sector 1	Sector 2	Sector 3	T. Spd	Elapsed
1		2:05.560	33.345	45.990	46.225	211.7	2:05.560	1		2:12.519 P	48.241	43.052	41.226	216.4	2:12.519
2		3:10.309	1:05.070	1:10.460	54.779	98.2	5:15.869	2		3:14.279	1:31.230	48.563	54.486	189.1	5:26.798
3		2:50.792	57.450	1:04.079	49.263	113.2	8:06.661	3		2:45.358	56.333	1:05.298	43.727	132.3	8:12.156
4		1:39.513	29.439	37.440	32.634	233.7	9:46.174	4		1:40.555	29.953	37.772	32.830	239.4	9:52.711
5		1:38.558	29.109	37.104	32.345	236.8	11:24.732	5		1:39.054	29.006	37.204	32.844	237.3	11:31.765
6		1:38.353	28.955	37.094	32.304	237.8	13:03.085	6		1:39.518	29.346	37.431	32.741	243.2	13:11.283
7		1:38.088	28.841	36.837	32.410	237.8	14:41.173	7		1:38.772	28.942	37.276	32.554	239.4	14:50.055
8		1:37.777	28.802	36.751	32.224	237.8	16:18.950	8		1:38.471	28.899	36.985	32.587	238.4	16:28.526
9		1:37.821	28.883	36.662	32.276	237.3	17:56.771	9		1:38.377	28.861	37.050	32.466	238.4	18:06.903
10		1:37.676	28.788	36.702	32.186	237.8	19:34.447	10		1:38.497	28.849	36.991	32.657	237.3	19:45.400
11		1:37.721	28.814	36.781	32.126	237.3	21:12.168	11		1:38.535	28.916	37.001	32.618	236.8	21:23.935
12		1:37.833	28.854	36.718	32.261	237.8	22:50.001	12		1:38.881	28.773	37.513	32.595	236.8	23:02.816
13		1:37.667	28.743	36.580	32.344	236.8	24:27.668	13		1:38.326	28.938	36.892	32.496	236.3	24:41.142
14		1:37.487	28.682	36.640	32.165	237.3	26:05.155	14		1:38.069	28.851	36.839	32.379	236.8	26:19.211
15		1:37.641	28.619	36.732	32.290	237.8	27:42.796	15		1:37.925	28.765	36.791	32.369	235.8	27:57.136
16		1:37.725	28.758	36.752	32.215	237.8	29:20.521	16		1:38.209	28.890	36.878	32.441	236.8	29:35.345
17		1:37.971	28.850	36.765	32.356	237.3	30:58.492	17		1:38.332	28.828	37.008	32.496	236.3	31:13.677
18		1:37.909	28.813	36.840	32.256	237.3	32:36.401	18		1:37.931	28.772	36.764	32.395	236.3	32:51.608
19		1:37.890	28.815	36.752	32.323	236.8	34:14.291	19		1:38.119	28.826	36.813	32.480	235.2	34:29.727
20		1:37.727	28.725	36.700	32.302	237.3	35:52.018	20		1:37.792	28.850	36.782	32.160	236.3	36:07.519

34

Rafael Villagomez

Dallara F320 HWA

R

DRIVEX

Lap	D	Time	Sector 1	Sector 2	Sector 3	T. Spd	Elapsed
1		2:12.323	36.512	49.159	46.652	224.5	2:12.323
2		3:10.885	1:06.490	1:09.698	54.697	82.2	5:23.208
3		2:47.507	56.297	1:05.852	45.358	93.5	8:10.715
4		29.605	38.611			241.6	

69

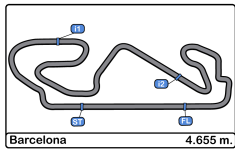
Lukas Dunner

Dallara F320 Spiess

Cryptotower Racing Team

Lap	D	Time	Sector 1	Sector 2	Sector 3	T. Spd	Elapsed
1		2:10.523	35.513	48.515	46.495	210.1	2:10.523
2		3:10.940	1:06.637	1:09.980	54.323	87.5	5:21.463
3		2:47.931	56.747	1:05.666	45.518	96.8	8:09.394
4		1:41.766	30.009	38.771	32.986	243.2	9:51.160
5		1:38.808	29.005	37.237	32.566	242.1	11:29.968
6		1:38.478	28.774	37.171	32.533	243.2	13:08.446
7		1:38.258	28.923	37.019	32.316	242.6	14:46.704
8		1:37.998	28.639	36.940	32.419	240.5	16:24.702
9		1:38.057	28.678	36.752	32.627	240.5	18:02.759
10		1:38.004	28.748	36.844	32.412	243.2	19:40.763
11		1:37.808	28.771	36.713	32.324	241.6	21:18.571
12		1:38.165	29.152	36.756	32.257	240.0	22:56.736
13		1:37.639	28.680	36.691	32.268	240.0	24:34.375
14		1:37.709	28.629	36.637	32.443	241.0	26:12.084
15		1:37.813	28.559	36.839	32.415	242.1	27:49.897
16		1:37.830	28.607	36.811	32.412	242.6	29:27.727
17		1:38.067	29.122	36.672	32.273	241.0	31:05.794
18		1:37.528	28.719	36.665	32.144	237.8	32:43.322
19		1:37.868	28.897	36.713	32.258	237.3	34:21.190
20		1:37.462	28.698	36.637	32.127	237.3	35:58.652





Circuit de Barcelona

Euroformula Open

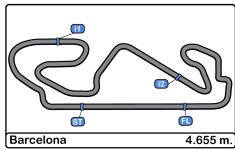
Race - 4

Analysis by Lap



Num	Lap Time	Gap	Num	Lap Time	Gap	Num	Lap Time	Gap	Num	Lap Time	Gap	Num	Lap Time	Gap			
Lap 1			34	2:47.507	04.737	69	1:38.478	06.740	6	1:38.248	11.969	99	1:38.881	16.606			
20	2:04.761		8	2:47.055	05.670	6	1:39.402	09.138	99	1:38.377	12.768	8	1:39.415	24.401			
33	2:05.560	00.799	26	2:45.794	05.745	99	1:39.518	09.577	8	1:38.960	18.258	Num Lap Time Gap					
16	2:06.370	01.609	99	2:45.358	06.178	8	1:40.554	13.089	Lap 10			Lap 13					
15	2:07.483	02.722	Num Lap Time Gap			Num Lap Time Gap			Lap 10			20	1:37.200				
28	2:08.391	03.630	Lap 4			Lap 7			20	1:37.340		33	1:37.667	04.258			
31	2:09.249	04.488	20	1:38.893		20	1:37.519		33	1:37.676	02.972	16	1:37.687	05.134			
4	2:09.861	05.100	33	1:39.513	01.303	33	1:38.088	01.948	16	1:37.608	03.864	15	1:37.711	06.269			
69	2:10.523	05.762	16	1:39.867	02.186	16	1:38.032	02.728	15	1:37.734	04.924	31	1:37.920	07.652			
6	2:11.140	06.379	15	1:40.180	03.166	15	1:38.040	03.890	31	1:37.620	06.217	28	1:37.802	08.272			
34	2:12.323	07.562	31	1:40.688	04.517	31	1:37.925	05.131	28	1:37.762	07.122	4	1:37.874	10.288			
99	2:12.519	07.758	28	1:41.950	05.141	28	1:37.971	05.786	4	1:37.766	08.622	69	1:37.639	10.965			
8	2:13.665	08.904	4	1:41.682	05.866	4	1:38.123	06.893	69	1:38.004	09.288	6	1:37.913	14.540			
26	2:15.541	10.780	69	1:41.766	06.289	69	1:38.258	07.479	6	1:37.827	12.456	99	1:38.326	17.732			
Num Lap Time Gap			6	1:41.674	06.962	6	1:38.704	10.323	99	1:38.497	13.925	8	1:40.190	27.391			
Lap 2			99	1:40.555	07.840	99	1:38.772	10.830	8	1:39.239	20.157	Num Lap Time Gap					
20	3:10.578		8	1:43.122	09.899	8	1:39.540	15.110	Lap 11			Lap 14					
33	3:10.309	00.530	26	1:48.895	15.747	Num Lap Time Gap			Lap 11			20	1:37.188				
16	3:10.465	01.496	Num Lap Time Gap			Lap 8			20	1:37.387		33	1:37.487	04.557			
15	3:10.521	02.665	Lap 5			20	1:37.496		33	1:37.721	03.306	16	1:37.720	05.666			
28	3:10.472	03.524	20	1:38.909		33	1:37.777	02.229	16	1:37.773	04.250	15	1:37.855	06.936			
31	3:10.919	04.829	33	1:38.558	00.952	16	1:38.073	03.305	15	1:37.759	05.296	31	1:37.687	08.151			
4	3:10.870	05.392	16	1:38.602	01.879	15	1:38.024	04.418	31	1:37.722	06.552	28	1:37.747	08.831			
69	3:10.940	06.124	15	1:38.479	02.736	31	1:38.138	05.773	28	1:37.618	07.353	4	1:37.871	10.971			
6	3:11.083	06.884	31	1:38.805	04.413	28	1:38.132	06.422	4	1:37.808	09.043	69	1:37.709	11.486			
34	3:10.885	07.869	28	1:38.750	04.982	4	1:38.019	07.416	69	1:37.808	09.709	6	1:37.726	15.078			
8	3:10.928	09.254	4	1:38.854	05.811	69	1:37.998	07.981	6	1:37.759	12.828	99	1:38.069	18.613			
26	3:10.388	10.590	69	1:38.808	06.188	6	1:38.308	11.135	99	1:38.535	15.073	8	1:40.228	30.431			
99	3:14.279	11.459	6	1:39.609	07.662	99	1:38.471	11.805	8	1:39.564	22.334	Num Lap Time Gap					
Num Lap Time Gap			99	1:39.054	07.985	8	1:39.098	16.712	Num Lap Time Gap			Lap 15					
Lap 3			8	1:39.471	10.461	Num Lap Time Gap			Lap 12			20	1:36.850				
20	2:50.639		Num Lap Time Gap			Lap 9			20	1:37.348		33	1:37.641	05.348			
33	2:50.792	00.683	Lap 6			20	1:37.414		33	1:37.833	03.791	16	1:37.466	06.282			
16	2:50.355	01.212	20	1:37.926		33	1:37.821	02.636	16	1:37.745	04.647	15	1:37.608	07.694			
15	2:49.853	01.879	33	1:38.353	01.379	16	1:37.705	03.596	15	1:37.810	05.758	31	1:37.597	08.898			
28	2:49.199	02.084	16	1:38.262	02.215	15	1:37.526	04.530	31	1:37.728	06.932	28	1:37.826	09.807			
31	2:48.532	02.722	15	1:38.559	03.369	31	1:37.578	05.937	28	1:37.665	07.670	4	1:37.782	11.903			
4	2:48.324	03.077	31	1:38.238	04.725	28	1:37.692	06.700	4	1:37.919	09.614	69	1:37.813	12.449			
69	2:47.931	03.416	28	1:38.278	05.334	4	1:38.194	08.196	69	1:38.165	10.526	6	1:37.643	15.871			
6	2:47.936	04.181	4	1:38.404	06.289	69	1:38.057	08.624	6	1:38.347	13.827	99	1:37.925	19.688			





Circuit de Barcelona
Euroformula Open
Race - 4
Analysis by Lap



Num	Lap Time	Gap
8	1:39.818	33.399

Lap 16

20	1:37.124	
33	1:37.725	05.949
16	1:37.748	06.906
15	1:37.664	08.234
31	1:37.646	09.420
28	1:37.668	10.351
4	1:37.886	12.665
69	1:37.830	13.155
6	1:37.877	16.624
99	1:38.209	20.773
8	1:40.182	36.457

Num	Lap Time	Gap
-----	----------	-----

Lap 17

20	1:37.037	
33	1:37.971	06.883
16	1:37.899	07.768
15	1:37.909	09.106
31	1:37.842	10.225
28	1:37.698	11.012
69	1:38.067	14.185
4	1:39.797	15.425
6	1:37.941	17.528
99	1:38.332	22.068
8	1:40.207	39.627

Num	Lap Time	Gap
-----	----------	-----

Lap 18

20	1:37.077	
33	1:37.909	07.715
16	1:37.892	08.583
15	1:37.885	09.914
31	1:37.907	11.055
28	1:37.747	11.682
69	1:37.528	14.636
4	1:38.358	16.706
6	1:37.849	18.300
99	1:37.931	22.922
8	1:40.281	42.831

Num	Lap Time	Gap
-----	----------	-----

Lap 19

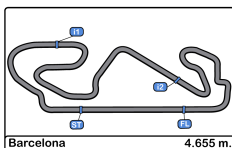
20	1:37.246	
33	1:37.890	08.359
16	1:37.888	09.225
15	1:37.700	10.368
31	1:37.731	11.540
28	1:37.814	12.250
69	1:37.868	15.258
4	1:38.148	17.608
6	1:37.642	18.696
99	1:38.119	23.795
8	1:39.564	45.149

Num	Lap Time	Gap
-----	----------	-----

Lap 20

20	1:36.640	
33	1:37.727	09.446
16	1:37.665	10.250
15	1:37.555	11.283
31	1:37.742	12.642
28	1:37.555	13.165
69	1:37.462	16.080
4	1:38.183	19.151
6	1:37.812	19.868
99	1:37.792	24.947
8	1:39.571	48.080



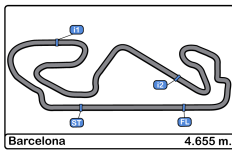


Circuito de Barcelona
Euroformula Open
Race - 4
Best Sectors Results



Sector - 1				Sector - 2				Sector - 3				Ideal Lap vs Best Lap				
Clas	Nº	Driver	Time	Nº	Driver	Time	Nº	Driver	Time	Clas	Nº	Driver	Ideal Lap	Best Lap	Clas	
1	28	Cameron Das	28.504	20	Yifei Ye	36.271	20	Yifei Ye	31.709	1	20	Yifei Ye	1:36.640	1:36.640	1	
2	6	Ido Cohen	28.533	6	Ido Cohen	36.554	33	Manuel Maldonado	32.126	2	69	Lukas Dunner	1:37.323	1:37.462	2	
3	69	Lukas Dunner	28.559	16	Andreas Estner	36.562	69	Lukas Dunner	32.127	3	33	Manuel Maldonado	1:37.325	1:37.487	4	
4	15	Sebastian Estner	28.590	33	Manuel Maldonado	36.580	99	Rui Andrade	32.160	4	6	Ido Cohen	1:37.380	1:37.642	8	
5	33	Manuel Maldonado	28.619	15	Sebastian Estner	36.590	16	Andreas Estner	32.184	5	16	Andreas Estner	1:37.403	1:37.466	3	
6	31	Zane Maloney	28.640	31	Zane Maloney	36.635	28	Cameron Das	32.200	6	28	Cameron Das	1:37.406	1:37.555	6	
7	16	Andreas Estner	28.657	69	Lukas Dunner	36.637	31	Zane Maloney	32.207	7	15	Sebastian Estner	1:37.411	1:37.526	5	
8	20	Yifei Ye	28.660	28	Cameron Das	36.702	15	Sebastian Estner	32.231	8	31	Zane Maloney	1:37.482	1:37.578	7	
9	4	Niklas Krütten	28.732	4	Niklas Krütten	36.708	4	Niklas Krütten	32.244	9	4	Niklas Krütten	1:37.684	1:37.766	9	
10	99	Rui Andrade	28.765	99	Rui Andrade	36.764	6	Ido Cohen	32.293	10	99	Rui Andrade	1:37.689	1:37.792	10	
11	8	Matthias Lüthen	28.920	8	Matthias Lüthen	37.140	8	Matthias Lüthen	32.810	11	8	Matthias Lüthen	1:38.870	1:38.960	11	
12	26	Louis Foster	29.156	26	Louis Foster	38.225	26	Louis Foster	41.514	12	26	Louis Foster	1:48.895	1:48.895	12	
13	34	Rafael Villagomez	29.605	34	Rafael Villagomez	38.611	34	Rafael Villagomez	45.358	13	34	Rafael Villagomez	1:53.574	2:12.323	13	
14	25	Alexandre Bardinon	Transpon	25	Alexandre Bardinon	Transpon	25	Alexandre Bardinon	Transpon	14	25	Alexandre Bardinon	Transpon	Transpo	14	
15	12	Glenn Van Berlo	Transpon	12	Glenn Van Berlo	Transpon	12	Glenn Van Berlo	Transpon	15	12	Glenn Van Berlo	Transpon	Transpo	15	



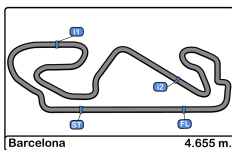


Circuit de Barcelona
 Euroformula Open
 Race - 4
 Leader Sequence



Nº	Entrant	Nat	Driver	Nat	Cat	Chassis	Team	Start Lap	End Lap	Laps	Total Laps
20	Cryptotower Racing	CHN	Yifei Ye	CHN		Dallara F320 Spiess	Cryptotower Racing	1	20	20	20



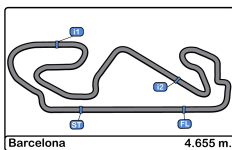


Circuito de Barcelona
Euroformula Open
Race - 4
Best 5 Lap Times



Cls	Nº	Entrant	Nat	Driver	Nat	Cat	Cls	Chassis - Engine	Team	Best 1		Best 2		Best 3		Best 4		Best 5	
										Time	Lap	Time	Lap	Time	Lap	Time	Lap	Time	Lap
1	20	Cryptotower Racing		Yifei Ye				Dallara F320 Spiess	Cryptotower Racing	1:36.640	20	1:36.850	15	1:37.037	17	1:37.077	18	1:37.124	16
2	69	Cryptotower Racing		Lukas Dunner				Dallara F320 Spiess	Cryptotower Racing	1:37.462	20	1:37.528	18	1:37.639	13	1:37.709	14	1:37.808	11
3	16	Van Amersfoort Racing		Andreas Estner				Dallara F320 HWA	Van Amersfoort Racing	1:37.466	15	1:37.608	10	1:37.665	20	1:37.687	13	1:37.705	9
4	33	Team Motopark		Manuel Maldonado				Dallara F320 Spiess	Team Motopark	1:37.487	14	1:37.641	15	1:37.667	13	1:37.676	10	1:37.721	11
5	15	Van Amersfoort Racing		Sebastian Estner		R	1	Dallara F320 HWA	Van Amersfoort Racing	1:37.526	9	1:37.555	20	1:37.608	15	1:37.664	16	1:37.700	19
6	28	Team Motopark		Cameron Das				Dallara F320 Spiess	Team Motopark	1:37.555	20	1:37.618	11	1:37.665	12	1:37.668	16	1:37.692	9
7	31	Carlin		Zane Maloney		R	2	Dallara F320 Spiess	Carlin	1:37.578	9	1:37.597	15	1:37.620	10	1:37.646	16	1:37.687	14
8	6	Carlin		Ido Cohen				Dallara F320 Spiess	Carlin	1:37.642	19	1:37.643	15	1:37.726	14	1:37.759	11	1:37.812	20
9	4	Team Motopark		Niklas Krütten		R	3	Dallara F320 Spiess	Team Motopark	1:37.766	10	1:37.782	15	1:37.808	11	1:37.871	14	1:37.874	13
10	99	Cryptotower Racing		Rui Andrade				Dallara F320 Spiess	Cryptotower Racing	1:37.792	20	1:37.925	15	1:37.931	18	1:38.069	14	1:38.119	19
11	8	Double R		Matthias Lüthen		R	4	Dallara F320 HWA	Double R	1:38.960	9	1:39.098	8	1:39.239	10	1:39.415	12	1:39.471	5
12	26	Double R		Louis Foster				Dallara F320 HWA	Double R	1:48.895	4	2:15.541	1	2:45.794	3	3:10.388	2		
13	34	DRIVEX		Rafael Villagomez		R	5	Dallara F320 HWA	DRIVEX	2:12.323	1	2:47.507	3	3:10.885	2				
14	12	DRIVEX		Glenn Van Berlo		R	6	Dallara F320 HWA	DRIVEX										
15	25	Van Amersfoort Racing		Alexandre Bardinon				Dallara F320 HWA	Van Amersfoort Racing										



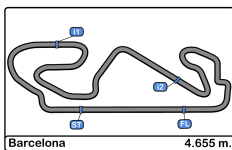


Circuito de Barcelona
Euroformula Open
Race - 4
Best 5 Top Speeds



Cls	Nº	Entrant	Nat	Driver	Nat	Cat	Cls	Chassis - Engine	Team	Top 1		Top 2		Top 3		Top 4		Top 5		Avg
										Km/h	Lap	Km/h	Lap	Km/h	Lap	Km/h	Lap	Km/h	Lap	
1	28	Team Motopark	DEU	Cameron Das	USA			Dallara F320 Spiess	Team Motopark	243.7	9	242.1	18	242.1	20	241.6	13	241.6	15	242.2
2	69	Cryptotower Racing	JPN	Lukas Dunner	AUT			Dallara F320 Spiess	Cryptotower Racing	243.2	4	243.2	6	243.2	10	242.6	7	242.6	16	243.0
3	99	Cryptotower Racing	JPN	Rui Andrade	AGO			Dallara F320 Spiess	Cryptotower Racing	243.2	6	239.4	4	239.4	7	238.4	8	238.4	9	239.8
4	31	Carlin	GBR	Zane Maloney	BRB	R	1	Dallara F320 Spiess	Carlin	242.6	19	241.0	11	240.5	12	240.5	15	240.5	16	241.0
5	6	Carlin	GBR	Ido Cohen	ISR			Dallara F320 Spiess	Carlin	241.6	19	240.5	20	240.0	5	240.0	11	240.0	15	240.4
6	34	DRIVEX	ESP	Rafael Villagomez	MEX	R	2	Dallara F320 HWA	DRIVEX	241.6	4	224.5	1	93.5	3	82.2	2			160.4
7	15	Van Amersfoort Racing	NLD	Sebastian Estner	DEU	R	3	Dallara F320 HWA	Van Amersfoort Racing	240.0	10	240.0	11	240.0	13	240.0	14	239.4	12	239.8
8	16	Van Amersfoort Racing	NLD	Andreas Estner	DEU			Dallara F320 HWA	Van Amersfoort Racing	239.4	10	239.4	13	239.4	16	239.4	17	239.4	18	239.4
9	4	Team Motopark	DEU	Niklas Krütten	DEU	R	4	Dallara F320 Spiess	Team Motopark	238.4	5	238.4	18	237.8	6	237.8	9	237.8	11	238.0
10	33	Team Motopark	DEU	Manuel Maldonado	VEN			Dallara F320 Spiess	Team Motopark	237.8	6	237.8	7	237.8	8	237.8	10	237.8	12	237.8
11	8	Double R	GBR	Matthias Lüthen	DEU	R	5	Dallara F320 HWA	Double R	236.8	6	236.3	10	235.8	7	235.8	9	235.8	11	236.1
12	26	Double R	GBR	Louis Foster	GBR			Dallara F320 HWA	Double R	236.8	4	217.3	1	103.7	3	97.2	2			163.7
13	20	Cryptotower Racing	JPN	Yifei Ye	CHN			Dallara F320 Spiess	Cryptotower Racing	236.3	16	235.8	12	235.8	18	235.8	20	235.2	13	235.8
14	25	Van Amersfoort Racing	NLD	Alexandre Bardinon	FRA			Dallara F320 HWA	Van Amersfoort Racing	223.6	1									223.6
15	12	DRIVEX	ESP	Glenn Van Berlo	NLD	R	6	Dallara F320 HWA	DRIVEX	223.1	1									223.1



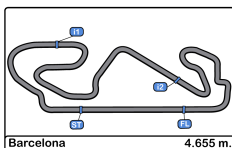


Circuito de Barcelona
Euroformula Open
Race - 4
Fastest Laps Sequence



Lap	Time of Day	Session Time	Nº	Entrant	Nat	Driver	Nat	Cat	Chassis - Engine	Team	Time	Km/h
4	16:02:39.824	9:44.824	20	Cryptotower Racing Team	● JPN	Yifei Ye	🇨🇳 CHN		Dallara F320 Spiess	Cryptotower Racing Team	1:38.893	169.4
5	16:04:19.684	11:24.684	33	Team Motopark	🇩🇪 DEU	Manuel Maldonado	🇻🇪 VEN		Dallara F320 Spiess	Team Motopark	1:38.558	170.0
5	16:04:21.468	11:26.468	15	Van Amersfoort Racing	🇳🇱 NLD	Sebastian Estner	🇩🇪 DEU	R	Dallara F320 HWA	Van Amersfoort Racing	1:38.479	170.1
6	16:05:56.658	13:01.658	20	Cryptotower Racing Team	● JPN	Yifei Ye	🇨🇳 CHN		Dallara F320 Spiess	Cryptotower Racing Team	1:37.926	171.1
7	16:07:34.177	14:39.177	20	Cryptotower Racing Team	● JPN	Yifei Ye	🇨🇳 CHN		Dallara F320 Spiess	Cryptotower Racing Team	1:37.519	171.8
8	16:09:11.674	16:16.674	20	Cryptotower Racing Team	● JPN	Yifei Ye	🇨🇳 CHN		Dallara F320 Spiess	Cryptotower Racing Team	1:37.496	171.8
9	16:10:49.087	17:54.087	20	Cryptotower Racing Team	● JPN	Yifei Ye	🇨🇳 CHN		Dallara F320 Spiess	Cryptotower Racing Team	1:37.414	172.0
10	16:12:26.427	19:31.427	20	Cryptotower Racing Team	● JPN	Yifei Ye	🇨🇳 CHN		Dallara F320 Spiess	Cryptotower Racing Team	1:37.340	172.1
13	16:17:18.362	24:23.362	20	Cryptotower Racing Team	● JPN	Yifei Ye	🇨🇳 CHN		Dallara F320 Spiess	Cryptotower Racing Team	1:37.200	172.4
14	16:18:55.551	26:00.551	20	Cryptotower Racing Team	● JPN	Yifei Ye	🇨🇳 CHN		Dallara F320 Spiess	Cryptotower Racing Team	1:37.188	172.4
15	16:20:32.400	27:37.400	20	Cryptotower Racing Team	● JPN	Yifei Ye	🇨🇳 CHN		Dallara F320 Spiess	Cryptotower Racing Team	1:36.850	173.0
20	16:28:37.524	35:42.524	20	Cryptotower Racing Team	● JPN	Yifei Ye	🇨🇳 CHN		Dallara F320 Spiess	Cryptotower Racing Team	1:36.640	173.4



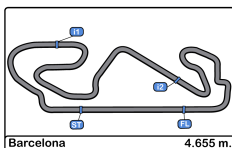


Circuito de Barcelona
Euroformula Open
Race - 4
Event Best Maximum Speed



Nº	Entrant	Nat	Driver	Nat	Cat	Clas	Chassis - Engine	Team	Km/h	Session	
12	DRIVEX		ESP Glenn Van Berlo		NLD	R	1	Dallara F320 HWA	DRIVEX	247.1	Race - 3
31	Carlin		GBR Zane Maloney		BRB	R	2	Dallara F320 Spiess	Carlin	246.5	Race - 2
6	Carlin		GBR Ido Cohen		ISR			Dallara F320 Spiess	Carlin	246.5	Race - 2
34	DRIVEX		ESP Rafael Villagomez		MEX	R	3	Dallara F320 HWA	DRIVEX	246.5	Qualifying - 4
33	Team Motopark		DEU Manuel Maldonado		VEN			Dallara F320 Spiess	Team Motopark	244.3	Race - 2
26	Double R		GBR Louis Foster		GBR			Dallara F320 HWA	Double R	243.7	Race - 1
25	Van Amersfoort Racing		NLD Alexandre Bardinon		FRA			Dallara F320 HWA	Van Amersfoort Racing	243.7	Race - 2
15	Van Amersfoort Racing		NLD Sebastian Estner		DEU	R	4	Dallara F320 HWA	Van Amersfoort Racing	243.7	Race - 2
69	Cryptotower Racing Team		JPN Lukas Dunner		AUT			Dallara F320 Spiess	Cryptotower Racing Team	243.7	Race - 2
28	Team Motopark		DEU Cameron Das		USA			Dallara F320 Spiess	Team Motopark	243.7	Race - 4
99	Cryptotower Racing Team		JPN Rui Andrade		AGO			Dallara F320 Spiess	Cryptotower Racing Team	243.2	Race - 4
4	Team Motopark		DEU Niklas Krütten		DEU	R	5	Dallara F320 Spiess	Team Motopark	242.1	Race - 2
16	Van Amersfoort Racing		NLD Andreas Estner		DEU			Dallara F320 HWA	Van Amersfoort Racing	242.1	Race - 3
8	Double R		GBR Matthias Lüthen		DEU	R	6	Dallara F320 HWA	Double R	240.5	Qualifying - 1
20	Cryptotower Racing Team		JPN Yifei Ye		CHN			Dallara F320 Spiess	Cryptotower Racing Team	239.4	Qualifying - 1





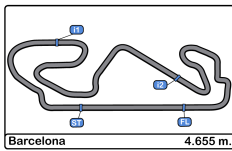
Circuit de Barcelona
Euroformula Open
Race - 4
Lap Chart



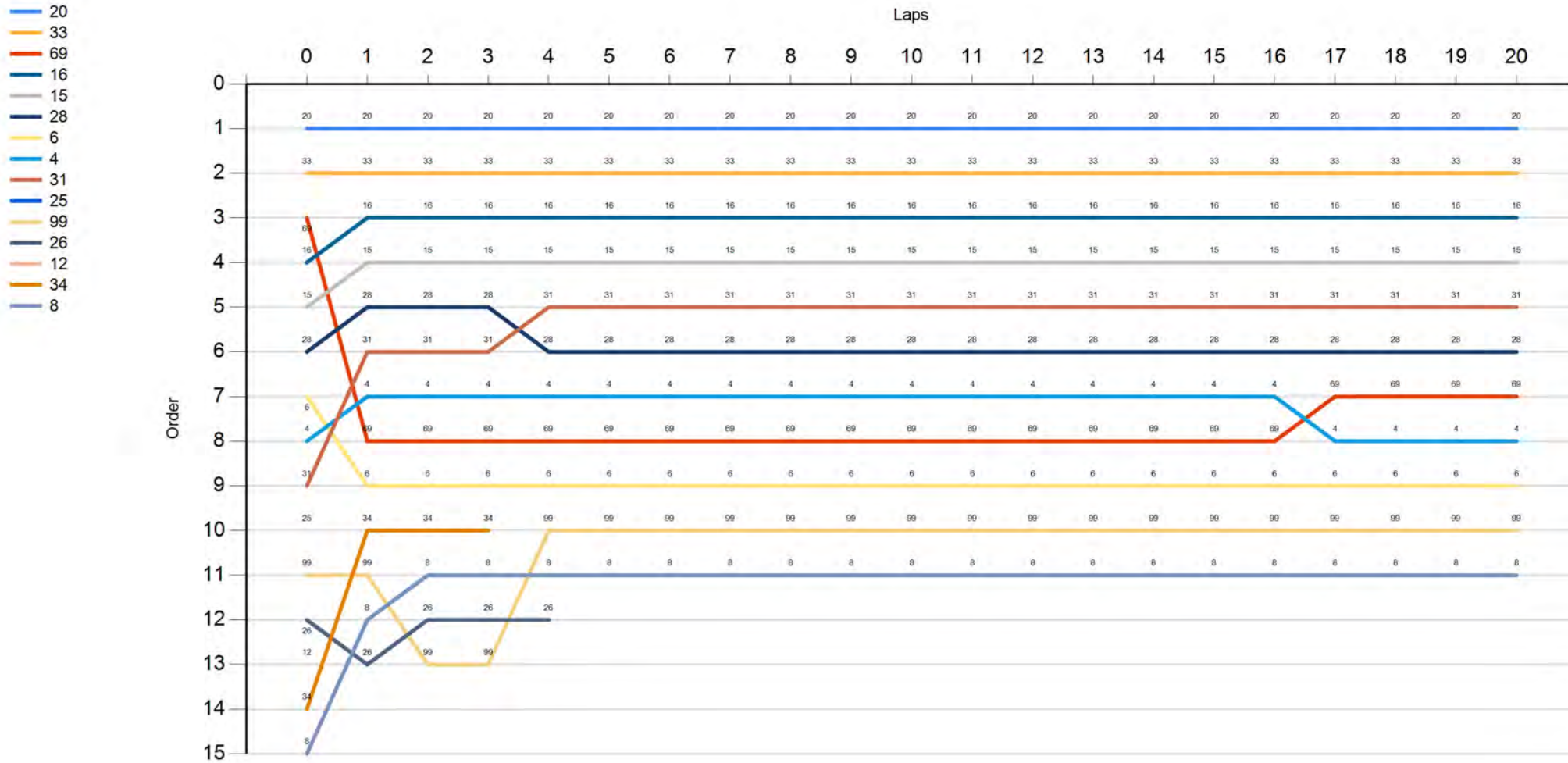
LAP

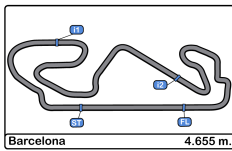
Nr	Po	Grid	1	2	3	4	5	6	7	8	9	10	11	12	13	14	15	16	17	18	19	20
20	1	20	20	20	20	20	20	20	20	20	20	20	20	20	20	20	20	20	20	20	20	20
33	2	33	33	33	33	33	33	33	33	33	33	33	33	33	33	33	33	33	33	33	33	33
69	3	69	16	16	16	16	16	16	16	16	16	16	16	16	16	16	16	16	16	16	16	16
16	4	16	15	15	15	15	15	15	15	15	15	15	15	15	15	15	15	15	15	15	15	15
15	5	15	28	28	28	31	31	31	31	31	31	31	31	31	31	31	31	31	31	31	31	31
28	6	28	31	31	31	28	28	28	28	28	28	28	28	28	28	28	28	28	28	28	28	28
6	7	6	4	4	4	4	4	4	4	4	4	4	4	4	4	4	4	4	69	69	69	69
4	8	4	69	69	69	69	69	69	69	69	69	69	69	69	69	69	69	69	4	4	4	4
31	9	31	6	6	6	6	6	6	6	6	6	6	6	6	6	6	6	6	6	6	6	6
25	10	25	34	34	34	99	99	99	99	99	99	99	99	99	99	99	99	99	99	99	99	99
99	11	99	99	8	8	8	8	8	8	8	8	8	8	8	8	8	8	8	8	8	8	8
26	12	26	8	26	26	26																
12	13	12	26	99	99																	
34	14	34																				
8	15	8																				





Circuito de Barcelona
Euroformula Open
Race - 4
Graphic Lap Chart



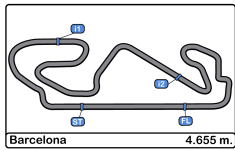


Circuit de Barcelona
Euroformula Open
Race - 4
Pit Stop Analysis

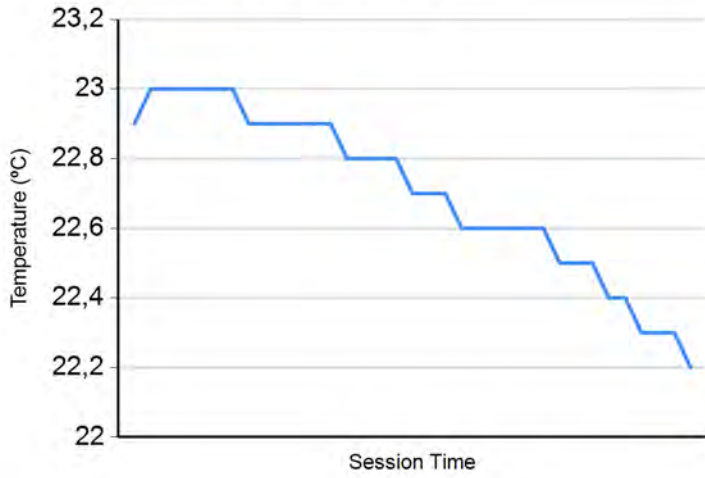


Nr.	In Day Time	Entrant	Nat	Driver	Nat	Cat	Chassis - Engine	Team	In Time	Stop N°	Pit Time	Handicap	Penalty
99	15:55:05.004	Cryptotower Racing Te		Rui Andrade			Dallara F320 Spiess	Cryptotower Racing Te	2:10.052	1	1:05.272		

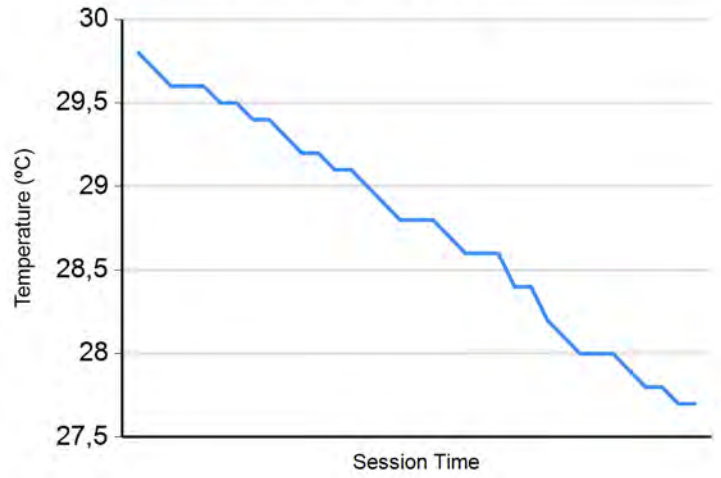




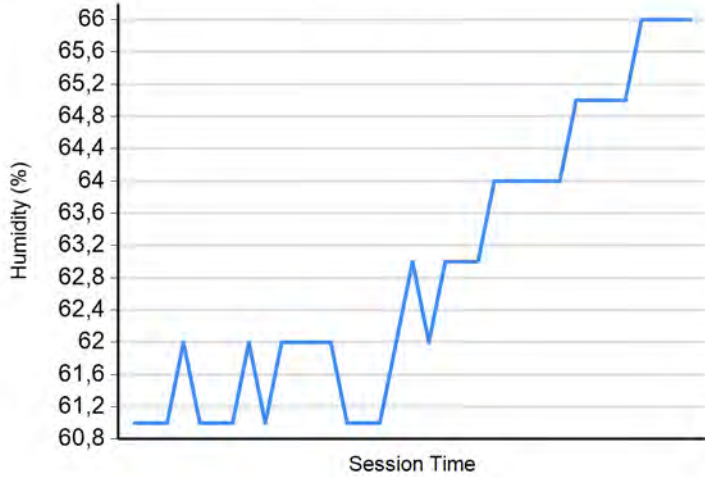
Air Temperature



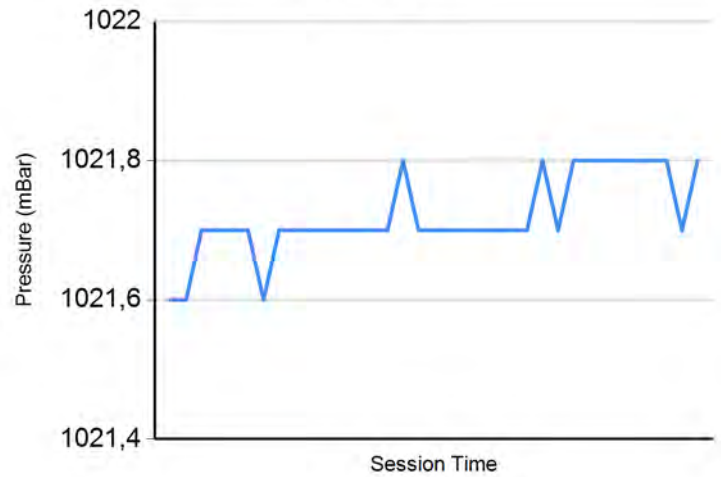
Track Temperature



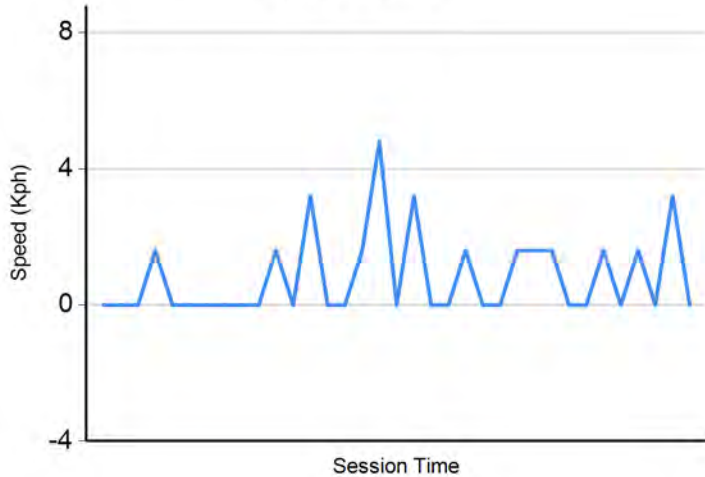
Humidity



Pressure

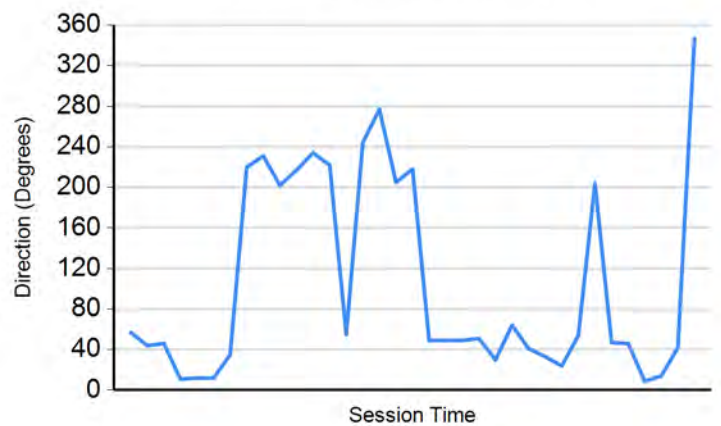


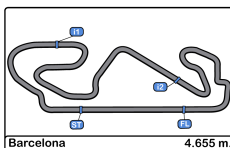
Wind Speed



Wind direction

North = 0°/360° Est = 90° South = 180° West = 270°





Circuito de Barcelona
Euroformula Open
Race - 4
Provisional Results Amended



Cls	Nº	Entrant	Nat	Driver	Nat	Cat	Cls	Chassis - Engine	Team	Laps	Total Time	Gap	Interval	Km/h	Best	Time	Km/h
1	20	Cryptotower Racing Team	CHN	Yifei Ye	CHN			Dallara F320 Spiess	Cryptotower Racing Team	20	35:42.572			156.4	20	1:36.640	173.4
2	33	Team Motopark	VEN	Manuel Maldonado	VEN			Dallara F320 Spiess	Team Motopark	20	35:52.018	9.446	9.446	155.7	14	1:37.487	171.8
3	16	Van Amersfoort Racing	DEU	Andreas Estner	DEU			Dallara F320 HWA	Van Amersfoort Racing	20	35:52.822	10.250	0.804	155.6	15	1:37.466	171.9
4	15	Van Amersfoort Racing	DEU	Sebastian Estner	DEU	R	1	Dallara F320 HWA	Van Amersfoort Racing	20	35:53.855	11.283	1.033	155.6	9	1:37.526	171.8
5	31	Carlin	GBR	Zane Maloney	GBR	R	2	Dallara F320 Spiess	Carlin	20	35:55.214	12.642	1.359	155.5	9	1:37.578	171.7
6	28	Team Motopark	USA	Cameron Das	USA			Dallara F320 Spiess	Team Motopark	20	35:55.737	13.165	0.523	155.4	20	1:37.555	171.7
7	69	Cryptotower Racing Team	AUT	Lukas Dunner	AUT			Dallara F320 Spiess	Cryptotower Racing Team	20	35:58.652	16.080	2.915	155.2	20	1:37.462	171.9
8	6	Carlin	ISR	Ido Cohen	ISR			Dallara F320 Spiess	Carlin	20	36:02.440	19.868	3.788	154.9	19	1:37.642	171.6
9	4	Team Motopark	DEU	Niklas Krütten	DEU	R	3	Dallara F320 Spiess	Team Motopark	20	36:03.723	21.151	1.283	154.8	10	1:37.766	171.4
10	99	Cryptotower Racing Team	AGO	Rui Andrade	AGO			Dallara F320 Spiess	Cryptotower Racing Team	20	36:07.519	24.947	3.796	154.6	20	1:37.792	171.3
11	8	Double R	DEU	Matthias Lüthen	DEU	R	4	Dallara F320 HWA	Double R	20	36:30.652	48.080	23.133	152.9	9	1:38.960	169.3
Not classified: (Requirements: 75% of number laps of leader = 15 Laps)																	
	26	Double R	GBR	Louis Foster	GBR			Dallara F320 HWA	Double R	4	10:05.618	16 Laps	16 Laps	110.6	4	1:48.895	153.8
	34	DRIVEX	MEX	Rafael Villagomez	MEX	R	5	Dallara F320 HWA	DRIVEX	3	8:10.715	17 Laps	1 Lap	102.4	1	2:12.323	126.6
	25	Van Amersfoort Racing	FRA	Alexandre Bardinon	FRA			Dallara F320 HWA	Van Amersfoort Racing								
	12	DRIVEX	NLD	Glenn Van Berlo	NLD	R	6	Dallara F320 HWA	DRIVEX								

Fastest lap Yifei Ye in 1:36.640 at 173.4 Km/h in lap 20

CAR #4 - 2 SECONDS TIME PENALTY TO BE ADDED TO RACE TIME - REJOINING T2 BEFORE THE BOLARD

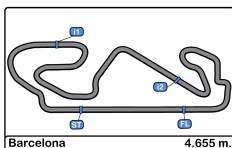
CAR #26 - 5 SECONDS TIME PENALTY ADDED TO RACE TIME - CAUSING A COLLISION WITH CAR 34

Published at:.....

Track Temp: 27.7 °C Air Temp: 22.2 °C Humidity: 66 % Track Status: DRY

Stewards:	Race Director:	Timekeeper:
------------------	-----------------------	--------------------





Circuito de Barcelona
Euroformula Open
Race - 4
Final Results



Cls	Nº	Entrant	Nat	Driver	Nat	Cat	Cls	Chassis - Engine	Team	Laps	Total Time	Gap	Interval	Km/h	Best	Time	Km/h
1	20	Cryptotower Racing Team	CHN	Yifei Ye	CHN			Dallara F320 Spiess	Cryptotower Racing Team	20	35:42.572			156.4	20	1:36.640	173.4
2	33	Team Motopark	DEU	Manuel Maldonado	VEN			Dallara F320 Spiess	Team Motopark	20	35:52.018	9.446	9.446	155.7	14	1:37.487	171.8
3	16	Van Amersfoort Racing	NLD	Andreas Estner	DEU			Dallara F320 HWA	Van Amersfoort Racing	20	35:52.822	10.250	0.804	155.6	15	1:37.466	171.9
4	15	Van Amersfoort Racing	NLD	Sebastian Estner	DEU	R	1	Dallara F320 HWA	Van Amersfoort Racing	20	35:53.855	11.283	1.033	155.6	9	1:37.526	171.8
5	31	Carlin	GBR	Zane Maloney	BRB	R	2	Dallara F320 Spiess	Carlin	20	35:55.214	12.642	1.359	155.5	9	1:37.578	171.7
6	28	Team Motopark	DEU	Cameron Das	USA			Dallara F320 Spiess	Team Motopark	20	35:55.737	13.165	0.523	155.4	20	1:37.555	171.7
7	69	Cryptotower Racing Team	JPN	Lukas Dunner	AUT			Dallara F320 Spiess	Cryptotower Racing Team	20	35:58.652	16.080	2.915	155.2	20	1:37.462	171.9
8	6	Carlin	GBR	Ido Cohen	ISR			Dallara F320 Spiess	Carlin	20	36:02.440	19.868	3.788	154.9	19	1:37.642	171.6
9	4	Team Motopark	DEU	Niklas Krütten	DEU	R	3	Dallara F320 Spiess	Team Motopark	20	36:03.723	21.151	1.283	154.8	10	1:37.766	171.4
10	99	Cryptotower Racing Team	JPN	Rui Andrade	AGO			Dallara F320 Spiess	Cryptotower Racing Team	20	36:07.519	24.947	3.796	154.6	20	1:37.792	171.3
11	8	Double R	GBR	Matthias Lüthen	DEU	R	4	Dallara F320 HWA	Double R	20	36:30.652	48.080	23.133	152.9	9	1:38.960	169.3
Not classified: (Requirements: 75% of number laps of leader = 15 Laps)																	
	26	Double R	GBR	Louis Foster	GBR			Dallara F320 HWA	Double R	4	10:05.618	16 Laps	16 Laps	110.6	4	1:48.895	153.8
	34	DRIVEX	ESP	Rafael Villagomez	MEX	R	5	Dallara F320 HWA	DRIVEX	3	8:10.715	17 Laps	1 Lap	102.4	1	2:12.323	126.6
	25	Van Amersfoort Racing	NLD	Alexandre Bardinon	FRA			Dallara F320 HWA	Van Amersfoort Racing								
	12	DRIVEX	ESP	Glenn Van Berlo	NLD	R	6	Dallara F320 HWA	DRIVEX								

Fastest lap Yifei Ye in 1:36.640 at 173.4 Km/h in lap 20

CAR #4 - 2 SECONDS TIME PENALTY TO BE ADDED TO RACE TIME - REJOINING T2 BEFORE THE BOLARD

CAR #26 - 5 SECONDS TIME PENALTY ADDED TO RACE TIME - CAUSING A COLLISION WITH CAR 34

Published at:.....

Track Temp: **27.7 °C** Air Temp: **22.2 °C** Humidity: **66 %** Track Status: **DRY**

Stewards:	Race Director:	Timekeeper:
------------------	-----------------------	--------------------





2020

Championship Classification

Cls.	Nº	Name	Nat.	Net Pts.	Pts.	Hungaroring		Paul Ricard		Red Bull Ring		Monza			Mugello		SPA-Francorchamps			Barcelona																						
						Race - 1		Race - 2		Race - 1		Race - 2		Race - 1		Race - 2		Race - 3	Race - 1		Race - 2		Race - 3	Race - 1		Race - 2		Race - 3	Race - 4													
						Q	R	FL	Q	R	FL	Q	R	FL	Q	R	FL	Q	R	FL	Q	R	FL	Q	R	FL	Q	R	FL	Q	R	FL	Q	R	FL	Q	R	FL				
1	20	Yifei Ye		369	394	1	25	1	1	25	1	18	1	25	1	1	25	1	1	25	1	1	25	1	1	25	1	1	25	1	1	25	1	1	25	1	1	25	1	1	25	1
2	69	Lukas Dunner		248	248													18		25		25		1	25		18	1	1	18	1	1	25	1	18		10		12		6	
3	16	Andreas Estner		177	178	18		18		15		12		12				8		2		12		18		1		12		6		4				15		10		15		
4	33	Manuel Maldonado		153	153	10		8		6				18		18		12				1				8		8				18		10		12		6		18		
5	4	Niklas Krütten		153	156	4		1		10		8		4		15		15		15		15		12		12				8		10		15		6		4		2		
6	28	Cameron Das		123	123					1		4						10	1	10		8		2		6		10		12		12		6		18		15		8		
7	6	Ido Cohen		114	114	8		12		12		10		10		8								8		2		15		18		6		1					4			
8	31	Zane Maloney		113	113	12		15				18						4		12		6		4		10								12		2		8		10		
9	12	Glenn Van Berlo		80	81	2		2		2		1		6		10		2		4		2		6		4		1		15		8		8		8						
10	15	Sebastian Estner		76	76	15		10						15		12						4				1		2		2		2				1		12				
11	26	Ayrton Simmons		62	62	6		6		8		6		6		8		6		6		10																				
12	26	Louis Foster		57	57																							6		25				4		4		18				
13	24	Ben Barnicoat		41	41																			15		1	25															
14	99	Rui Andrade		28	28					4		2		2		1		1		8								4		1		2			2		1					
15	8	Benjamin Pedersen		14	14																							4		10												
16	25	Alexandre Bardinon		9	9					4						2								1						1					1							
17	34	Shihab Al-Habsi		6	6	1								1		4																										
18	8	Matthias Lüthen		0	0																																					



Benigno Granizo 4, 28224 Pozuelo de Alarcon
 Tel y Fax 91.448.32.06
 www.cronococa.com
 info@cronococa.com



Juan Bravo 17, 28006 Madrid
 Tel 91.432.27.50
 www.gtssport.es
 info@gtssport.es



2020

Championship Rookie Classification



Cls.	Nº	Name	Net Pts.	Pts.	Hungaroring		Paul Ricard		Red Bull Ring		Monza			Mugello		SPA-Francorchamps			Barcelona			
					R1	R2	R1	R2	R1	R2	R1	R2	R3	R1	R2	R1	R2	R3	R1	R2	R3	R4
1	4	Niklas Krütten	140	150	6	4	10	8	6	10	10	10	10	10	10	6	8	10	10	8	8	6
2	12	Glenn Van Berlo	112	116	4	6	8	6	8	6	6	4	8	6	8	10	8	6	10	6		
3	31	Zane Maloney	109	109	8	10		10	3		8	8	8	6	8	4		4	8	6	10	8
4	15	Sebastian Estner	101	104	10	8	4	4	10	8	4		6	4	4	10	6	6	3	4	3	10
5	34	Shihab Al-Habsi	23	23	3	3	6	3	4	4												
6	8	Matthias Lüthen	15	15															4	3	4	4



Benigno Granizo 4, 28224 Pozuelo de Alarcon
 Tel y Fax 91.448.32.06
 www.cronococa.com
 info@cronococa.com



Juan Bravo 17, 28006 Madrid
 Tel 91.432.27.50
 www.gtsport.es
 info@gtsport.es



2020

Championship Teams' Classification



Cls.	Team	Net Pts.	Pts.	Hungaroring		Paul Ricard		Red Bull Ring		Monza			Mugello		SPA-Francorchamps			Barcelona			
				R1	R2	R1	R2	R1	R2	R1	R2	R3	R1	R2	R1	R2	R3	R1	R2	R3	R4
1	Cryptotower Racing Team	244	244	10	10	18	16	10	10	18	18	18	13	14	18		16	18	13	14	10
2	Team Motopark	115	115	3		3		8	14	10	9	6	4	4	3	4	12	9	12	6	8
3	Van Amersfoort Racing	84	84	14	11	6	4	10	4			4	8		4				6	3	10
4	Carlin	76	76	4	10	4	11	3			4		6	13	6	8		4			3
5	Double R	24	24									3				13					8
6	DRIVEX	9	9						3							6					



Benigno Granizo 4, 28224 Pozuelo de Alarcon
 Tel y Fax 91.448.32.06
 www.cronococa.com
 info@cronococa.com



Juan Bravo 17, 28006 Madrid
 Tel 91.432.27.50
 www.gtssport.es
 info@gtssport.es



2020

Drivers Statistics

Cls.	Nº	Name	Nat.	Net Points	Points	First Positions	Seconds Positions	Thirds Positions	Race Fastest Laps	Pole Positions	Laps in first place	Km. covered in Race	Km. covered in Practice
1	20	Yifei Ye		384	394	11	3	2	12	13	208	1645.43	2342.73
2	69	Lukas Dunner		248	248	5	4	1	4	4	76	1323.76	1821.85
3	16	Andreas Estner		178	178		3	3			5	1537.58	2470.70
4	4	Niklas Krütten		155	156			5				1645.43	2471.78
5	33	Manuel Maldonado		153	153		4					1552.74	2234.69
6	28	Cameron Das		123	123		1	1	1			1323.76	1746.04
7	6	Ido Cohen		114	114		1	1				1531.15	2286.98
8	31	Zane Maloney		113	113		1	1				1343.59	2510.40
9	12	Glenn Van Berlo		81	81			1				1547.09	2458.34
10	15	Sebastian Estner		76	76			2	1			1571.81	2381.49
11	26	Ayrton Simmons		62	62							809.214	1358.97
12	26	Louis Foster		57	57	1	1				3	473.106	720.079
13	24	Ben Barnicoat		41	41	1		1		1		183.575	277.985
14	99	Rui Andrade		28	28							1606.90	2288.54
15	8	Benjamin Pedersen		14	14							203.116	441.252
16	25	Alexandre Bardinon		9	9							1400.68	2593.19
17	34	Shihab Al-Habsi		6	6							507.978	731.368
18	8	Matthias Lüthen		0	0							344.470	1090.47



Benigno Granizo 4, 28224 Pozuelo de Alarcon
 Tel y Fax 91.448.32.06
 www.cronococa.com
 info@cronococa.com



Juan Bravo 17, 28006 Madrid
 Tel 91.432.27.50
 www.gtssport.es
 info@gtssport.es





2020

Drivers Performance



Cls.	Nº	Name	Net Pts.	Pts.	Hungaroring		Paul Ricard		Red Bull Ring		Monza			Mugello		SPA-Francorchamps			Barcelona			
					R1	R2	R1	R2	R1	R2	R1	R2	R3	R1	R2	R1	R2	R3	R1	R2	R3	R4
1	20	Yifei Ye	384	394	1-1	1-1	2-2	1-1	1-1	1-1	1-1	1-2	1-2	4-5	2-3	2-1	2-11	1-3	1-1	1-1	1-1	1-1
2	69	Lukas Dunner	248	248	NP-NP	NP-NP	1-1	2-3	NP-NP	NP-NP	7-2	2-1	3-1	1-1	4-2	1-2	1-13	2-1	2-2	3-5	3-4	3-7
3	16	Andreas Estner	178	178	2-2	2-2	4-3	4-4	2-4	3-NP	6-6	3-9	6-4	2-2	3-10	7-4	8-7	7-8	3-14	4-3	7-5	4-3
4	4	Niklas Krütten	155	156	8-8	5-10	7-5	7-6	3-8	5-3	2-3	9-3	2-3	3-4	7-4	5-12	11-6	8-5	4-3	6-7	8-8	8-9
5	33	Manuel Maldonado	153	153	6-5	7-6	6-7	5-14	4-2	4-2	4-4	8-NC	5-10	13-11	6-6	9-6	10-12	6-2	5-5	5-4	5-7	2-2
6	28	Cameron Das	123	123	NP-NP	NP-NP	10-10	9-8	NP-NP	NP-NP	3-5	6-5	8-6	10-9	8-7	3-5	3-4	3-4	7-7	2-2	6-3	6-6
7	6	Ido Cohen	114	114	5-6	6-4	3-4	6-5	6-5	6-6	9-11	11-NC	10-11	5-6	9-9	8-3	9-2	13-7	13-10	11-11	9-NC	7-8
8	31	Zane Maloney	113	113	4-4	4-3	5-NP	3-2	5-12	11-NC	13-8	13-4	9-7	8-8	10-5	10-14	4-NC	10-12	6-4	9-9	10-6	9-5
9	12	Glenn Van Berlo	81	81	10-9	12-9	12-9	12-10	10-7	9-5	10-9	10-8	13-9	7-7	12-8	4-10	14-3	9-6	9-6	8-6	12-11	13-NP
10	15	Sebastian Estner	76	76	3-3	3-5	11-13	13-11	9-3	2-4	5-12	4-NC	4-8	11-12	5-11	14-9	6-9	12-9	8-13	7-10	2-13	5-4
11	26	Ayrton Simmons	62	62	7-7	8-7	8-6	8-7	7-6	8-7	11-7	5-7	7-5	NP-NP	NP-NP	NP-NP	NP-NP	NP-NP	NP-NP	NP-NP	NP-NP	NP-NP
12	26	Louis Foster	57	57	NP-NP	NP-NP	NP-NP	NP-NP	NP-NP	NP-NP	NP-NP	NP-NP	NP-NP	NP-NP	NP-NP	12-7	5-1	4-NP	11-8	10-8	4-2	12-NC
13	24	Ben Barnicoat	41	41	NP-NP	NP-NP	NP-NP	NP-NP	NP-NP	NP-NP	NP-NP	NP-NP	NP-NP	6-3	1-1	NP-NP	NP-NP	NP-NP	NP-NP	NP-NP	NP-NP	NP-NP
14	99	Rui Andrade	28	28	9-11	10-12	9-8	10-9	12-9	7-10	12-10	12-6	11-NC	12-13	13-12	11-11	12-8	11-10	10-9	12-12	11-9	11-10
15	8	Benjamin Pedersen	14	14	NP-NP	NP-NP	NP-NP	NP-NP	NP-NP	NP-NP	NP-NP	NP-NP	NP-NP	NP-NP	NP-NP	6-8	7-5	5-NP	NP-NP	NP-NP	NP-NP	NP-NP
16	25	Alexandre Bardinon	9	9	11-12	9-8	14-12	14-12	8-11	12-9	8-13	7-NC	12-12	9-10	11-NC	13-13	13-10	14-11	12-11	13-13	13-10	10-NP
17	34	Shihab Al-Habsi	6	6	12-10	11-11	13-11	11-13	11-10	10-8	NP-NP	NP-NP	NP-NP	NP-NP	NP-NP	NP-NP	NP-NP	NP-NP	NP-NP	NP-NP	NP-NP	NP-NP
18	8	Matthias Lüthen	0	0	NP-NP	NP-NP	NP-NP	NP-NP	NP-NP	NP-NP	NP-NP	NP-NP	NP-NP	NP-NP	NP-NP	15-NP	15-NP	NP-NP	14-12	14-14	14-12	14-11



Benigno Granizo 4, 28224 Pozuelo de Alarcon
 Tel y Fax 91.448.32.06
 www.cronococa.com
 info@cronococa.com



Juan Bravo 17, 28006 Madrid
 Tel 91.432.27.50
 www.gtsport.es
 info@gtsport.es

