



**Circuito de Barcelona**  
**Formula Regional European Championship**  
**Race - 3**  
**Provisional Results**



Cls	N°	Driver	Nat	Competitor	Nat	Rookie	Cls	Laps	Total Time	Gap	Interval	Km/h	Best	Time	Km/h
1	3	Pierre-Louis Chovet	FRA	Van Amersfoort Racing	NLD	R	1	19	<b>32:23.644</b>			163.8	7	1:41.655	164.8
2	62	Dennis Hauger	NOR	Van Amersfoort Racing	NLD			19	<b>32:28.113</b>	4.469	4.469	163.4	6	1:41.909	164.4
3	10	Gianluca Petecof	BRA	Prema Powerteam	ITA	R	2	19	<b>32:33.246</b>	9.602	5.133	163.0	10	1:41.892	164.4
4	14	Arthur Leclerc	MC	Prema Powerteam	ITA	R	3	19	<b>32:37.082</b>	13.438	3.836	162.6	7	1:42.156	164.0
5	6	Oliver Rasmussen	DNK	Prema Powerteam	ITA	R	4	19	<b>32:38.161</b>	14.517	1.079	162.6	11	1:42.199	163.9
6	15	Matteo Nannini	ITA	Monolite Racing	ITA			19	<b>32:39.302</b>	15.658	1.141	162.5	8	1:42.221	163.9
7	40	Konsta Lappalainen	FIN	Kic Motorsport	FIN			19	<b>32:41.731</b>	18.087	2.429	162.3	8	1:42.421	163.6
8	5	Patrick Pasma	FIN	Kic Motorsport	FIN			19	<b>32:44.070</b>	20.426	2.339	162.1	9	1:42.432	163.6
9	33	Henrion Gillian	FRA	Gillian Track Events GTE	FRA	R	5	19	<b>32:56.188</b>	32.544	12.118	161.1	9	1:43.137	162.4
10	55	Jamie Laura Chadwick	GBR	Prema Powerteam	ITA			19	<b>32:57.227</b>	33.583	1.039	161.0	8	1:43.165	162.4
11	41	Emidio Pesce	ITA	DR Formula RP Motorsport	PRT	R	6	19	<b>32:59.652</b>	36.008	2.425	160.8	7	1:42.826	162.9

**Fastest lap Pierre-Louis Chovet in 1:41.655 at 164.9 Km/h in lap 7**

Published at:.....

Track Temp: **24.4 °C** Air Temp: **16.0 °C** Humidity: **70 %** Track Status: **DRY**

**Stewards:**

**Race Director:**

**Timekeeper:**



**Circuito de Barcelona**  
**Formula Regional European Championship**  
**Race - 3**  
**Provisional Results by Class**



Clas	Nº	Driver	Nat	Competitor	Nat	Rookie	Cls	Laps	Total Time	Gap	Interval	Km/h	Best	Time	Km/h
1	62	Dennis Hauger	NOR	Van Amersfoort Racing				19	<b>32:28.113</b>			163.4	6	1:41.909	164.4
2	15	Matteo Nannini	ITA	Monolite Racing				19	<b>32:39.302</b>	15.658	11.189	162.5	8	1:42.221	163.9
3	40	Konsta Lappalainen	FIN	Kic Motorsport				19	<b>32:41.731</b>	18.087	2.429	162.3	8	1:42.421	163.6
4	5	Patrick Pasma	FIN	Kic Motorsport				19	<b>32:44.070</b>	20.426	2.339	162.1	9	1:42.432	163.6
5	55	Jamie Laura	GBR	Prema Powerteam				19	<b>32:57.227</b>	33.583	13.157	161.0	8	1:43.165	162.4
<b>Rookie</b>															
1	3	Pierre-Louis Chovet	FRA	Van Amersfoort Racing		R	1	19	<b>32:23.644</b>			163.8	7	1:41.655	164.8
2	10	Gianluca Petecof	BRA	Prema Powerteam		R	2	19	<b>32:33.246</b>	9.602	9.602	163.0	10	1:41.892	164.4
3	14	Arthur Leclerc	MC	Prema Powerteam		R	3	19	<b>32:37.082</b>	13.438	3.836	162.6	7	1:42.156	164.0
4	6	Oliver Rasmussen	DNK	Prema Powerteam		R	4	19	<b>32:38.161</b>	14.517	1.079	162.6	11	1:42.199	163.9
5	33	Henrion Gillian	FRA	Gillian Track Events GTE		R	5	19	<b>32:56.188</b>	32.544	18.027	161.1	9	1:43.137	162.4
6	41	Emidio Pesce	ITA	DR Formula RP Motorsport		R	6	19	<b>32:59.652</b>	36.008	3.464	160.8	7	1:42.826	162.9

**Fastest lap Pierre-Louis Chovet in 1:41.655 at 164.9 Km/h in lap 7**

Published at:.....

Track Temp: **24.4 °C** Air Temp: **16.0 °C** Humidity: **70 %** Track Status: **DRY**

**Stewards:**

**Race Director:**

**Timekeeper:**

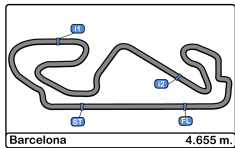


Circuito de Barcelona  
Formula Regional European Championship  
Race - 3



Provisional Classification by Driver Fastest Lap

Cls	Nº	Driver	Nat	Competitor	Nat	Rookie	Cls	Laps	Best	Time	Gap	Interval	Km/h
1	3	Pierre-Louis Chovet	FRA	Van Amersfoort Racing	NLD	R	1	19	7	1:41.655			164.8
2	10	Gianluca Petecof	BRA	Prema Powerteam	ITA	R	2	19	10	1:41.892	0.237	0.237	164.4
3	62	Dennis Hauger	NOR	Van Amersfoort Racing	NLD			19	6	1:41.909	0.254	0.017	164.4
4	14	Arthur Leclerc	MCO	Prema Powerteam	ITA	R	3	19	7	1:42.156	0.501	0.247	164.0
5	6	Oliver Rasmussen	DNK	Prema Powerteam	ITA	R	4	19	11	1:42.199	0.544	0.043	163.9
6	15	Matteo Nannini	ITA	Monolite Racing	ITA			19	8	1:42.221	0.566	0.022	163.9
7	40	Konsta Lappalainen	FIN	Kic Motorsport	FIN			19	8	1:42.421	0.766	0.200	163.6
8	5	Patrick Pasma	FIN	Kic Motorsport	FIN			19	9	1:42.432	0.777	0.011	163.6
9	41	Emidio Pesce	ITA	DR Formula RP Motorsport	PRT	R	5	19	7	1:42.826	1.171	0.394	162.9
10	33	Henrion Gillian	FRA	Gillian Track Events GTE	FRA	R	6	19	9	1:43.137	1.482	0.311	162.4
11	55	Jamie Laura Chadwick	GBR	Prema Powerteam	ITA			19	8	1:43.165	1.510	0.028	162.4



**Circuito de Barcelona**  
**Formula Regional European Championship**  
**Race - 3**  
**Distance and Speed Average**



Cls	Nº	Driver	Nat	Competitor	Nat	Rookie	Cls	Laps	Distance	Total Time	Km/h
1	3	Pierre-Louis Chovet	FRA	Van Amersfoort Racing	NLD	R	1	19	88.44	32:23.644	163.8
2	62	Dennis Hauger	NOR	Van Amersfoort Racing	NLD			19	88.44	32:28.113	163.4
3	10	Gianluca Petecof	BRA	Prema Powerteam	ITA	R	2	19	88.44	32:33.246	163.0
4	14	Arthur Leclerc	MCO	Prema Powerteam	ITA	R	3	19	88.44	32:37.082	162.6
5	6	Oliver Rasmussen	DNK	Prema Powerteam	ITA	R	4	19	88.44	32:38.161	162.6
6	15	Matteo Nannini	ITA	Monolite Racing	ITA			19	88.44	32:39.302	162.5
7	40	Konsta Lappalainen	FIN	Kic Motorsport	FIN			19	88.44	32:41.731	162.3
8	5	Patrick Pasma	FIN	Kic Motorsport	FIN			19	88.44	32:44.070	162.1
9	33	Henrion Gillian	FRA	Gillian Track Events GTE	FRA	R	5	19	88.44	32:56.188	161.1
10	55	Jamie Laura Chadwick	GBR	Prema Powerteam	ITA			19	88.44	32:57.227	161.0
11	41	Emidio Pesce	ITA	DR Formula RP Motorsport	PRT	R	6	19	88.44	32:59.652	160.8



**Circuito de Barcelona**  
**Formula Regional European Championship**  
**Race - 3**  
**Lap Analysis**



3 Pierre-Louis Chovet F3 Tatuus 318 A.R. Van Amersfoort Racing							6 Oliver Rasmussen F3 Tatuus 318 A.R. Prema Powerteam								
Lap	D	Time	Sector 1	Sector 2	Sector 3	T. Spd	Elapsed	Lap	D	Time	Sector 1	Sector 2	Sector 3	T. Spd	Elapsed
1		1:46.361	33.831	38.921	33.609	209.7	1:46.361	1		1:49.409	35.202	40.334	33.873	215.1	1:49.409
2		1:41.996	29.901	38.656	33.439	236.8	3:28.357	2		1:43.133	29.937	39.489	33.707	242.1	3:32.542
3		1:42.012	30.018	38.541	33.453	236.8	5:10.369	3		1:42.841	29.891	39.231	33.719	243.7	5:15.383
4		1:41.990	29.941	38.553	33.496	238.4	6:52.359	4		1:42.562	29.848	38.993	33.721	247.1	6:57.945
5		1:41.865	29.920	38.481	33.464	238.4	8:34.224	5		1:42.564	29.915	38.958	33.691	246.5	8:40.509
6		1:41.933	30.015	38.518	33.400	237.8	10:16.157	6		1:42.309	30.030	38.699	33.580	247.7	10:22.818
7		1:41.655	29.855	38.395	33.405	237.8	11:57.812	7		1:42.817	30.001	39.117	33.699	247.1	12:05.635
8		1:41.904	29.894	38.538	33.472	239.4	13:39.716	8		1:42.243	29.827	38.641	33.775	244.8	13:47.878
9		1:41.810	29.874	38.478	33.458	237.3	15:21.526	9		1:42.229	29.802	38.608	33.819	244.3	15:30.107
10		1:41.900	29.870	38.436	33.594	237.3	17:03.426	10		1:43.306	30.664	39.037	33.605	247.7	17:13.413
11		1:42.202	29.954	38.643	33.605	238.9	18:45.628	11		1:42.199	29.888	38.679	33.632	244.3	18:55.612
12		1:42.134	29.895	38.677	33.562	237.3	20:27.762	12		1:42.665	30.094	38.798	33.773	245.4	20:38.277
13		1:42.075	29.903	38.648	33.524	236.8	22:09.837	13		1:42.331	29.973	38.651	33.707	241.6	22:20.608
14		1:42.186	29.912	38.689	33.585	235.8	23:52.023	14		1:42.388	29.907	38.661	33.820	241.6	24:02.996
15		1:42.304	29.945	38.668	33.691	236.3	25:34.327	15		1:42.379	29.844	38.791	33.744	240.0	25:45.375
16		1:42.162	29.898	38.695	33.569	237.3	27:16.489	16		1:42.695	30.032	38.801	33.862	242.6	27:28.070
17		1:42.336	29.882	38.689	33.765	237.3	28:58.825	17		1:42.373	29.836	38.713	33.824	241.6	29:10.443
18		1:42.262	29.897	38.722	33.643	237.3	30:41.087	18		1:44.857	31.717	39.129	34.011	246.0	30:55.300
19		1:42.557	29.970	38.775	33.812	237.3	32:23.644	19		1:42.861	30.093	38.952	33.816	240.0	32:38.161

5 Patrick Pasma F3 Tatuus 318 A.R. Kic Motorsport							10 Gianluca Petecof F3 Tatuus 318 A.R. Prema Powerteam								
Lap	D	Time	Sector 1	Sector 2	Sector 3	T. Spd	Elapsed	Lap	D	Time	Sector 1	Sector 2	Sector 3	T. Spd	Elapsed
1		1:50.108	35.448	40.439	34.221	219.5	1:50.108	1		1:47.801	34.697	39.383	33.721	208.8	1:47.801
2		1:43.099	30.107	39.290	33.702	242.6	3:33.207	2		1:42.763	30.224	38.846	33.693	238.9	3:30.564
3		1:42.663	29.985	38.992	33.686	245.4	5:15.870	3		1:42.590	30.088	38.871	33.631	240.0	5:13.154
4		1:42.649	29.924	38.976	33.749	246.0	6:58.519	4		1:42.205	29.994	38.788	33.423	237.8	6:55.359
5		1:42.597	29.769	39.087	33.741	245.4	8:41.116	5		1:42.338	29.936	38.741	33.661	238.9	8:37.697
6		1:42.690	29.870	39.153	33.667	246.0	10:23.806	6		1:42.181	29.911	38.756	33.514	237.8	10:19.878
7		1:42.597	29.874	39.061	33.662	244.3	12:06.403	7		1:41.981	29.912	38.580	33.489	238.4	12:01.859
8		1:42.555	29.778	39.054	33.723	244.8	13:48.958	8		1:42.173	29.956	38.664	33.553	238.4	13:44.032
9		1:42.432	29.918	38.903	33.611	243.7	15:31.390	9		1:42.009	29.858	38.611	33.540	238.9	15:26.041
10		1:42.917	29.988	39.190	33.739	243.7	17:14.307	10		1:41.892	29.836	38.619	33.437	237.3	17:07.933
11		1:42.668	29.856	39.024	33.788	244.3	18:56.975	11		1:42.345	29.922	38.727	33.696	237.8	18:50.278
12		1:42.652	29.930	38.927	33.795	242.6	20:39.627	12		1:42.176	29.910	38.713	33.553	238.9	20:32.454
13		1:43.096	30.030	39.128	33.938	243.2	22:22.723	13		1:42.472	29.975	38.927	33.570	237.3	22:14.926
14		1:42.986	30.008	39.113	33.865	241.6	24:05.709	14		1:42.433	29.939	38.828	33.666	237.3	23:57.359
15		1:43.413	30.237	39.046	34.130	241.0	25:49.122	15		1:43.058	30.094	39.019	33.945	237.8	25:40.417
16		1:43.010	30.074	39.124	33.812	242.6	27:32.132	16		1:42.984	30.120	39.064	33.800	236.8	27:23.401
17		1:44.555	30.255	39.366	34.934	242.1	29:16.687	17		1:42.889	30.139	38.974	33.776	237.3	29:06.290
18		1:43.861	30.197	39.432	34.232	247.1	31:00.548	18		1:43.153	30.119	39.108	33.926	238.4	30:49.443
19		1:43.522	30.296	39.230	33.996	242.1	32:44.070	19		1:43.803	30.401	39.293	34.109	236.3	32:33.246



**Circuito de Barcelona**  
**Formula Regional European Championship**  
**Race - 3**  
**Lap Analysis**



**14**

Arthur Leclerc

F3 Tatuus 318 A.R.

**33**

Henrion Gillian

F3 Tatuus 318 A.R.

R

Prema Powerteam

R

Gillian Track Events GTE

Lap	D	Time	Sector 1	Sector 2	Sector 3	T. Spd	Elapsed	Lap	D	Time	Sector 1	Sector 2	Sector 3	T. Spd	Elapsed
1		1:48.488	35.000	39.563	33.925	214.7	1:48.488	1		1:51.040	35.791	40.736	34.513	224.5	1:51.040
2		1:43.193	30.209	39.154	33.830	242.6	3:31.681	2		1:43.564	30.326	39.241	33.997	242.6	3:34.604
3		1:42.861	30.034	38.997	33.830	241.6	5:14.542	3		1:43.208	30.092	39.133	33.983	242.6	5:17.812
4		1:42.493	29.825	38.960	33.708	240.0	6:57.035	4		1:43.311	30.096	39.125	34.090	240.5	7:01.123
5		1:42.365	29.861	38.808	33.696	239.4	8:39.400	5		1:43.189	30.049	39.047	34.093	240.5	8:44.312
6		1:42.255	29.756	38.790	33.709	240.0	10:21.655	6		1:43.405	30.081	39.244	34.080	240.0	10:27.717
7		1:42.156	29.733	38.685	33.738	240.0	12:03.811	7		1:43.143	29.987	39.075	34.081	240.5	12:10.860
8		1:42.172	29.774	38.748	33.650	240.5	13:45.983	8		1:43.616	30.124	39.386	34.106	240.5	13:54.476
9		1:42.321	29.848	38.740	33.733	240.0	15:28.304	9		1:43.137	30.003	39.112	34.022	240.0	15:37.613
10		1:42.201	29.837	38.658	33.706	240.0	17:10.505	10		1:43.953	30.381	39.460	34.112	240.0	17:21.566
11		1:42.539	29.845	38.846	33.848	237.3	18:53.044	11		1:43.576	30.170	39.312	34.094	240.0	19:05.142
12		1:42.350	29.753	38.814	33.783	238.4	20:35.394	12		1:43.781	30.194	39.366	34.221	238.9	20:48.923
13		1:42.320	29.819	38.755	33.746	236.3	22:17.714	13		1:43.596	30.250	39.180	34.166	237.8	22:32.519
14		1:43.548	29.863	38.812	34.873	237.3	24:01.262	14		1:43.756	30.202	39.246	34.308	238.4	24:16.275
15		1:43.422	30.481	39.004	33.937	235.8	25:44.684	15		1:43.714	30.284	39.194	34.236	237.8	25:59.989
16		1:42.638	29.979	38.841	33.818	238.9	27:27.322	16		1:43.748	30.271	39.224	34.253	239.4	27:43.737
17		1:42.787	29.910	38.942	33.935	238.9	29:10.109	17		1:44.057	30.303	39.415	34.339	238.9	29:27.794
18		1:43.719	30.573	39.194	33.952	235.8	30:53.828	18		1:44.180	30.347	39.488	34.345	239.4	31:11.974
19		1:43.254	30.056	38.992	34.206	238.4	32:37.082	19		1:44.214	30.388	39.433	34.393	238.4	32:56.188

**15**

Matteo Nannini

F3 Tatuus 318 A.R.

**40**

Konsta Lappalainen

F3 Tatuus 318 A.R.

Monolite Racing

Kic Motorsport

Lap	D	Time	Sector 1	Sector 2	Sector 3	T. Spd	Elapsed	Lap	D	Time	Sector 1	Sector 2	Sector 3	T. Spd	Elapsed
1		1:48.841	35.218	39.805	33.818	214.7	1:48.841	1		1:50.496	35.518	40.657	34.321	224.5	1:50.496
2		1:43.169	30.267	39.242	33.660	244.3	3:32.010	2		1:43.241	30.078	39.245	33.918	247.7	3:33.737
3		1:43.015	30.187	39.053	33.775	246.5	5:15.025	3		1:42.568	29.836	39.003	33.729	247.1	5:16.305
4		1:42.570	29.920	38.955	33.695	244.8	6:57.595	4		1:42.661	29.749	39.087	33.825	248.8	6:58.966
5		1:42.566	29.911	38.956	33.699	244.3	8:40.161	5		1:42.579	29.843	38.907	33.829	247.7	8:41.545
6		1:42.267	29.907	38.716	33.644	243.7	10:22.428	6		1:42.800	29.875	39.243	33.682	248.8	10:24.345
7		1:42.702	29.897	39.231	33.574	243.2	12:05.130	7		1:42.630	29.872	38.950	33.808	247.7	12:06.975
8		1:42.221	29.883	38.728	33.610	243.2	13:47.351	8		1:42.421	29.795	38.918	33.708	247.7	13:49.396
9		1:42.385	29.861	38.836	33.688	242.6	15:29.736	9		1:42.846	29.956	39.049	33.841	248.2	15:32.242
10		1:43.151	30.755	38.858	33.538	242.1	17:12.887	10		1:42.730	29.934	38.955	33.841	245.4	17:14.972
11		1:42.325	29.875	38.852	33.598	241.6	18:55.212	11		1:42.835	29.809	39.059	33.967	245.4	18:57.807
12		1:42.373	29.912	38.815	33.646	241.6	20:37.585	12		1:42.796	29.873	39.029	33.894	246.0	20:40.603
13		1:42.396	29.937	38.881	33.578	239.4	22:19.981	13		1:42.594	29.799	38.969	33.826	244.3	22:23.197
14		1:43.396	29.869	38.883	34.644	240.5	24:03.377	14		1:43.022	30.070	39.152	33.800	247.1	24:06.219
15		1:43.013	30.184	39.059	33.770	243.7	25:46.390	15		1:43.337	30.135	39.274	33.928	247.1	25:49.556
16		1:42.697	29.887	39.035	33.775	243.2	27:29.087	16		1:43.065	30.116	39.160	33.789	248.2	27:32.621
17		1:43.051	30.088	39.070	33.893	242.6	29:12.138	17		1:43.640	30.047	39.318	34.275	248.2	29:16.261
18		1:43.685	30.276	39.451	33.958	240.0	30:55.823	18		1:42.736	29.726	39.076	33.934	243.7	30:58.997
19		1:43.479	30.182	39.285	34.012	243.7	32:39.302	19		1:42.734	29.854	38.888	33.992	242.6	32:41.731



**Circuito de Barcelona**  
**Formula Regional European Championship**  
**Race - 3**  
**Lap Analysis**



**41**

Emidio Pesce

F3 Tatuus 318 A.R.

R

DR Formula RP Motorsport

**62**

Dennis Hauger

F3 Tatuus 318 A.R.

Van Amersfoort Racing

Lap	D	Time	Sector 1	Sector 2	Sector 3	T. Spd	Elapsed	Lap	D	Time	Sector 1	Sector 2	Sector 3	T. Spd	Elapsed
1		1:52.063	36.166	41.049	34.848	220.4	1:52.063	1		1:46.999	34.392	38.985	33.622	209.3	1:46.999
2		1:43.904	30.145	39.685	34.074	244.8	3:35.967	2		1:42.251	30.056	38.661	33.534	240.5	3:29.250
3		1:43.615	30.161	39.285	34.169	246.0	5:19.582	3		1:42.212	30.079	38.604	33.529	241.6	5:11.462
4		1:43.852	29.880	39.632	34.340	244.3	7:03.434	4		1:42.003	29.898	38.619	33.486	241.6	6:53.465
5		1:43.344	30.004	39.256	34.084	243.2	8:46.778	5		1:41.994	29.837	38.644	33.513	241.0	8:35.459
6		1:43.663	30.050	39.387	34.226	243.2	10:30.441	6		1:41.909	29.871	38.519	33.519	241.6	10:17.368
7		1:42.826	29.924	38.995	33.907	243.7	12:13.267	7		1:41.934	29.755	38.575	33.604	241.6	11:59.302
8		1:42.837	29.790	38.981	34.066	243.7	13:56.104	8		1:42.125	29.859	38.656	33.610	241.6	13:41.427
9		1:43.889	29.905	39.156	34.828	243.2	15:39.993	9		1:41.929	29.821	38.553	33.555	241.0	15:23.356
10		1:44.045	30.545	39.212	34.288	242.6	17:24.038	10		1:42.093	29.824	38.667	33.602	239.4	17:05.449
11		1:43.625	29.971	39.461	34.193	242.6	19:07.663	11		1:42.078	29.733	38.750	33.595	240.0	18:47.527
12		1:43.494	30.067	39.155	34.272	242.6	20:51.157	12		1:42.337	29.882	38.807	33.648	241.6	20:29.864
13		1:43.947	30.117	39.544	34.286	241.6	22:35.104	13		1:42.158	29.857	38.738	33.563	238.9	22:12.022
14		1:43.799	30.206	39.397	34.196	241.6	24:18.903	14		1:42.476	29.860	38.909	33.707	240.0	23:54.498
15		1:43.735	30.016	39.370	34.349	241.6	26:02.638	15		1:42.428	30.024	38.800	33.604	240.5	25:36.926
16		1:43.397	30.068	39.218	34.111	242.1	27:46.035	16		1:42.741	29.971	38.921	33.849	240.0	27:19.667
17		1:43.639	30.024	39.282	34.333	243.2	29:29.674	17		1:42.565	29.947	38.885	33.733	240.5	29:02.232
18		1:44.231	30.137	39.465	34.629	243.7	31:13.905	18		1:42.661	29.888	38.951	33.822	238.9	30:44.893
19		1:45.747	30.411	40.036	35.300	242.6	32:59.652	19		1:43.220	30.140	39.110	33.970	239.4	32:28.113

**55**

Jamie Laura Chadwick

F3 Tatuus 318 A.R.

Prema Powerteam

Lap	D	Time	Sector 1	Sector 2	Sector 3	T. Spd	Elapsed
1		1:51.559	36.071	40.765	34.723	220.4	1:51.559
2		1:43.747	30.450	39.372	33.925	240.5	3:35.306
3		1:43.191	29.991	39.217	33.983	242.6	5:18.497
4		1:43.178	29.862	39.308	34.008	242.6	7:01.675
5		1:43.542	30.144	39.278	34.120	243.2	8:45.217
6		1:43.309	30.056	39.247	34.006	241.0	10:28.526
7		1:43.269	29.939	39.319	34.011	242.1	12:11.795
8		1:43.165	29.895	39.148	34.122	241.6	13:54.960
9		1:43.573	30.273	39.201	34.099	242.6	15:38.533
10		1:43.562	29.926	39.517	34.119	242.1	17:22.095
11		1:43.757	30.144	39.491	34.122	243.2	19:05.852
12		1:43.663	29.901	39.434	34.328	243.2	20:49.515
13		1:43.907	30.310	39.379	34.218	240.5	22:33.422
14		1:43.720	30.215	39.370	34.135	240.0	24:17.142
15		1:43.842	30.133	39.421	34.288	240.5	26:00.984
16		1:43.623	30.011	39.366	34.246	240.5	27:44.607
17		1:43.902	30.234	39.453	34.215	241.0	29:28.509
18		1:44.154	30.301	39.631	34.222	242.6	31:12.663
19		1:44.564	30.444	39.641	34.479	241.0	32:57.227



**Circuito de Barcelona**  
**Formula Regional European Championship**  
**Race - 3**  
**Analysis by Lap**



Num	Lap Time	Gap	Num	Lap Time	Gap	Num	Lap Time	Gap	Num	Lap Time	Gap	Num	Lap Time	Gap
<b>Lap 1</b>			<b>Lap 4</b>			<b>Lap 7</b>			<b>Lap 10</b>			<b>Lap 13</b>		
3	1:46.361		3	1:41.990		3	1:41.655		3	1:41.900		3	1:42.075	
62	1:46.999	00.638	62	1:42.003	01.106	62	1:41.934	01.490	62	1:42.093	02.023	62	1:42.158	02.185
10	1:47.801	01.440	10	1:42.205	03.000	10	1:41.981	04.047	10	1:41.892	04.507	10	1:42.472	05.089
14	1:48.488	02.127	14	1:42.493	04.676	14	1:42.156	05.999	14	1:42.201	07.079	14	1:42.320	07.877
15	1:48.841	02.480	15	1:42.570	05.236	15	1:42.702	07.318	15	1:43.151	09.461	15	1:42.396	10.144
6	1:49.409	03.048	6	1:42.562	05.586	6	1:42.817	07.823	6	1:43.306	09.987	6	1:42.331	10.771
5	1:50.108	03.747	5	1:42.649	06.160	5	1:42.597	08.591	5	1:42.917	10.881	5	1:43.096	12.886
40	1:50.496	04.135	40	1:42.661	06.607	40	1:42.630	09.163	40	1:42.730	11.546	40	1:42.594	13.360
33	1:51.040	04.679	33	1:43.311	08.764	33	1:43.143	13.048	33	1:43.953	18.140	33	1:43.596	22.682
55	1:51.559	05.198	55	1:43.178	09.316	55	1:43.269	13.983	55	1:43.562	18.669	55	1:43.907	23.585
41	1:52.063	05.702	41	1:43.852	11.075	41	1:42.826	15.455	41	1:44.045	20.612	41	1:43.947	25.267
Num	Lap Time	Gap	Num	Lap Time	Gap	Num	Lap Time	Gap	Num	Lap Time	Gap	Num	Lap Time	Gap
<b>Lap 2</b>			<b>Lap 5</b>			<b>Lap 8</b>			<b>Lap 11</b>			<b>Lap 14</b>		
3	1:41.996		3	1:41.865		3	1:41.904		3	1:42.202		3	1:42.186	
62	1:42.251	00.893	62	1:41.994	01.235	62	1:42.125	01.711	62	1:42.078	01.899	62	1:42.476	02.475
10	1:42.763	02.207	10	1:42.338	03.473	10	1:42.173	04.316	10	1:42.345	04.650	10	1:42.433	05.336
14	1:43.193	03.324	14	1:42.365	05.176	14	1:42.172	06.267	14	1:42.539	07.416	14	1:43.548	09.239
15	1:43.169	03.653	15	1:42.566	05.937	15	1:42.221	07.635	15	1:42.325	09.584	6	1:42.388	10.973
6	1:43.133	04.185	6	1:42.564	06.285	6	1:42.243	08.162	6	1:42.199	09.984	15	1:43.396	11.354
5	1:43.099	04.850	5	1:42.597	06.892	5	1:42.555	09.242	5	1:42.668	11.347	5	1:42.986	13.686
40	1:43.241	05.380	40	1:42.579	07.321	40	1:42.421	09.680	40	1:42.835	12.179	40	1:43.022	14.196
33	1:43.564	06.247	33	1:43.189	10.088	33	1:43.616	14.760	33	1:43.576	19.514	33	1:43.756	24.252
55	1:43.747	06.949	55	1:43.542	10.993	55	1:43.165	15.244	55	1:43.757	20.224	55	1:43.720	25.119
41	1:43.904	07.610	41	1:43.344	12.554	41	1:42.837	16.388	41	1:43.625	22.035	41	1:43.799	26.880
Num	Lap Time	Gap	Num	Lap Time	Gap	Num	Lap Time	Gap	Num	Lap Time	Gap	Num	Lap Time	Gap
<b>Lap 3</b>			<b>Lap 6</b>			<b>Lap 9</b>			<b>Lap 12</b>			<b>Lap 15</b>		
3	1:42.012		3	1:41.933		3	1:41.810		3	1:42.134		3	1:42.304	
62	1:42.212	01.093	62	1:41.909	01.211	62	1:41.929	01.830	62	1:42.337	02.102	62	1:42.428	02.599
10	1:42.590	02.785	10	1:42.181	03.721	10	1:42.009	04.515	10	1:42.176	04.692	10	1:43.058	06.090
14	1:42.861	04.173	14	1:42.255	05.498	14	1:42.321	06.778	14	1:42.350	07.632	14	1:43.422	10.357
15	1:43.015	04.656	15	1:42.267	06.271	15	1:42.385	08.210	15	1:42.373	09.823	6	1:42.379	11.048
6	1:42.841	05.014	6	1:42.309	06.661	6	1:42.229	08.581	6	1:42.665	10.515	15	1:43.013	12.063
5	1:42.663	05.501	5	1:42.690	07.649	5	1:42.432	09.864	5	1:42.652	11.865	5	1:43.413	14.795
40	1:42.568	05.936	40	1:42.800	08.188	40	1:42.846	10.716	40	1:42.796	12.841	40	1:43.337	15.229
33	1:43.208	07.443	33	1:43.405	11.560	33	1:43.137	16.087	33	1:43.781	21.161	33	1:43.714	25.662
55	1:43.191	08.128	55	1:43.309	12.369	55	1:43.573	17.007	55	1:43.663	21.753	55	1:43.842	26.657
41	1:43.615	09.213	41	1:43.663	14.284	41	1:43.889	18.467	41	1:43.494	23.395	41	1:43.735	28.311





**Circuito de Barcelona**  
**Formula Regional European Championship**  
**Race - 3**  
**Analysis by Lap**



Num	Lap Time	Gap
-----	----------	-----

**Lap 16**

3	1:42.162	
62	1:42.741	03.178
10	1:42.984	06.912
14	1:42.638	10.833
6	1:42.695	11.581
15	1:42.697	12.598
5	1:43.010	15.643
40	1:43.065	16.132
33	1:43.748	27.248
55	1:43.623	28.118
41	1:43.397	29.546

Num	Lap Time	Gap
-----	----------	-----

**Lap 17**

3	1:42.336	
62	1:42.565	03.407
10	1:42.889	07.465
14	1:42.787	11.284
6	1:42.373	11.618
15	1:43.051	13.313
40	1:43.640	17.436
5	1:44.555	17.862
33	1:44.057	28.969
55	1:43.902	29.684
41	1:43.639	30.849

Num	Lap Time	Gap
-----	----------	-----

**Lap 18**

3	1:42.262	
62	1:42.661	03.806
10	1:43.153	08.356
14	1:43.719	12.741
6	1:44.857	14.213
15	1:43.685	14.736
40	1:42.736	17.910
5	1:43.861	19.461
33	1:44.180	30.887
55	1:44.154	31.576
41	1:44.231	32.818

Num	Lap Time	Gap
-----	----------	-----

**Lap 19**

3	1:42.557	
62	1:43.220	04.469
10	1:43.803	09.602
14	1:43.254	13.438
6	1:42.861	14.517
15	1:43.479	15.658
40	1:42.734	18.087
5	1:43.522	20.426
33	1:44.214	32.544
55	1:44.564	33.583
41	1:45.747	36.008



**Circuit de Barcelona**  
**Formula Regional European Championship**  
**Race - 3**  
**Best Sectors Results**



Sector - 1			Sector - 2			Sector - 3			Ideal Lap vs Best Lap						
Clas	Nº	Driver	Time	Nº	Driver	Time	Nº	Driver	Time	Clas	Nº	Driver	Ideal Lap	Best Lap	Clas
1	40	Konsta Lappalainen	29.726	3	Pierre-Louis Chovet	38.395	3	Pierre-Louis Chovet	33.400	1	3	Pierre-Louis Chovet	1:41.650	1:41.655	1
2	62	Dennis Hauger	29.733	62	Dennis Hauger	38.519	10	Gianluca Petecof	33.423	2	62	Dennis Hauger	1:41.738	1:41.909	3
3	14	Arthur Leclerc	29.733	10	Gianluca Petecof	38.580	62	Dennis Hauger	33.486	3	10	Gianluca Petecof	1:41.839	1:41.892	2
4	5	Patrick Pasma	29.769	6	Oliver Rasmussen	38.608	15	Matteo Nannini	33.538	4	6	Oliver Rasmussen	1:41.990	1:42.199	5
5	41	Emidio Pesce	29.790	14	Arthur Leclerc	38.658	6	Oliver Rasmussen	33.580	5	14	Arthur Leclerc	1:42.041	1:42.156	4
6	6	Oliver Rasmussen	29.802	15	Matteo Nannini	38.716	5	Patrick Pasma	33.611	6	15	Matteo Nannini	1:42.115	1:42.221	6
7	10	Gianluca Petecof	29.836	40	Konsta Lappalainen	38.888	14	Arthur Leclerc	33.650	7	5	Patrick Pasma	1:42.283	1:42.432	8
8	3	Pierre-Louis Chovet	29.855	5	Patrick Pasma	38.903	40	Konsta Lappalainen	33.682	8	40	Konsta Lappalainen	1:42.296	1:42.421	7
9	15	Matteo Nannini	29.861	41	Emidio Pesce	38.981	41	Emidio Pesce	33.907	9	41	Emidio Pesce	1:42.678	1:42.826	9
10	55	Jamie Laura Chadwi	29.862	33	Henrion Gillian	39.047	55	Jamie Laura Chadwi	33.925	10	55	Jamie Laura Chadwi	1:42.935	1:43.165	11
11	33	Henrion Gillian	29.987	55	Jamie Laura Chadwi	39.148	33	Henrion Gillian	33.983	11	33	Henrion Gillian	1:43.017	1:43.137	10



Circuito de Barcelona  
Formula Regional European Championship  
Race - 3  
Leader Sequence



<u>Nº</u>	<u>Driver</u>	<u>Nat</u>	<u>Competitor</u>	<u>Nat</u>	<u>Rookie</u>	<u>Start Lap</u>	<u>End Lap</u>	<u>Laps</u>	<u>Total Laps</u>
3	Pierre-Louis Chovet	FRA	Van Amersfoort Racing	NLD	R	1	19	19	19



**Circuito de Barcelona**  
**Formula Regional European Championship**  
**Race - 3**  
**Best 5 Lap Times**



Cls	Nº	Driver	Nat	Competitor	Nat	Rookie	Cls	Best 1		Best 2		Best 3		Best 4		Best 5	
								Time	Lap	Time	Lap	Time	Lap	Time	Lap	Time	Lap
1	3	Pierre-Louis Chovet	FRA	Van Amersfoort Racing	NLD	R	1	<b>1:41.655</b>	7	1:41.810	9	1:41.865	5	1:41.900	10	1:41.904	8
2	10	Gianluca Petecof	BRA	Prema Powerteam	ITA	R	2	<b>1:41.892</b>	10	1:41.981	7	1:42.009	9	1:42.173	8	1:42.176	12
3	62	Dennis Hauger	NOR	Van Amersfoort Racing	NLD			<b>1:41.909</b>	6	1:41.929	9	1:41.934	7	1:41.994	5	1:42.003	4
4	14	Arthur Leclerc	MC	Prema Powerteam	ITA	R	3	<b>1:42.156</b>	7	1:42.172	8	1:42.201	10	1:42.255	6	1:42.320	13
5	6	Oliver Rasmussen	DNK	Prema Powerteam	ITA	R	4	<b>1:42.199</b>	11	1:42.229	9	1:42.243	8	1:42.309	6	1:42.331	13
6	15	Matteo Nannini	ITA	Monolite Racing	ITA			<b>1:42.221</b>	8	1:42.267	6	1:42.325	11	1:42.373	12	1:42.385	9
7	40	Konsta Lappalainen	FIN	Kic Motorsport	FIN			<b>1:42.421</b>	8	1:42.568	3	1:42.579	5	1:42.594	13	1:42.630	7
8	5	Patrick Pasma	FIN	Kic Motorsport	FIN			<b>1:42.432</b>	9	1:42.555	8	1:42.597	5	1:42.597	7	1:42.649	4
9	41	Emidio Pesce	ITA	DR Formula RP Motorsport	PRT	R	5	<b>1:42.826</b>	7	1:42.837	8	1:43.344	5	1:43.397	16	1:43.494	12
10	33	Henrion Gillian	FRA	Gillian Track Events GTE	FRA	R	6	<b>1:43.137</b>	9	1:43.143	7	1:43.189	5	1:43.208	3	1:43.311	4
11	55	Jamie Laura Chadwick	GBR	Prema Powerteam	ITA			<b>1:43.165</b>	8	1:43.178	4	1:43.191	3	1:43.269	7	1:43.309	6



**Circuito de Barcelona**  
**Formula Regional European Championship**  
**Race - 3**  
**Best 5 Top Speeds**



Cls	Nº	Driver	Nat	Competitor	Nat	Rookie	Cls	Top 1		Top 2		Top 3		Top 4		Top 5		Avg
								Km/h	Lap	Km/h	Lap	Km/h	Lap	Km/h	Lap	Km/h	Lap	
1	40	Konsta Lappalainen	FIN	Kic Motorsport	FIN			248.8	4	248.8	6	248.2	9	248.2	16	248.2	17	248.5
2	6	Oliver Rasmussen	DNK	Prema Powerteam	ITA	R	1	247.7	6	247.7	10	247.1	4	247.1	7	246.5	5	247.2
3	5	Patrick Pasma	FIN	Kic Motorsport	FIN			247.1	18	246.0	4	246.0	6	245.4	3	245.4	5	246.0
4	15	Matteo Nannini	ITA	Monolite Racing	ITA			246.5	3	244.8	4	244.3	2	244.3	5	243.7	6	244.7
5	41	Emidio Pesce	ITA	DR Formula RP Motorsport	PRT	R	2	246.0	3	244.8	2	244.3	4	243.7	7	243.7	8	244.5
6	55	Jamie Laura Chadwick	GBR	Prema Powerteam	ITA			243.2	5	243.2	11	243.2	12	242.6	3	242.6	4	243.0
7	14	Arthur Leclerc	MC	Prema Powerteam	ITA	R	3	242.6	2	241.6	3	240.5	8	240.0	4	240.0	6	240.9
8	33	Henrion Gillian	FRA	Gillian Track Events GTE	FRA	R	4	242.6	2	242.6	3	240.5	4	240.5	5	240.5	7	241.3
9	62	Dennis Hauger	NOR	Van Amersfoort Racing	NLD			241.6	3	241.6	4	241.6	6	241.6	7	241.6	8	241.6
10	10	Gianluca Petecof	BRA	Prema Powerteam	ITA	R	5	240.0	3	238.9	2	238.9	5	238.9	9	238.9	12	239.1
11	3	Pierre-Louis Chovet	FRA	Van Amersfoort Racing	NLD	R	6	239.4	8	238.9	11	238.4	4	238.4	5	237.8	6	238.6



Circuito de Barcelona  
Formula Regional European Championship  
Race - 3  
Fastest Laps Sequence



Lap	Time of Day	Session Time	Nº	Driver	Nat	Competitor	Nat	Rookie	Time	Km/h
2	10:41:19.068	3:28.068	3	Pierre-Louis Chovet	FRA	Van Amersfoort Racing	NLD	R	1:41.996	164.3
4	10:44:43.070	6:52.070	3	Pierre-Louis Chovet	FRA	Van Amersfoort Racing	NLD	R	1:41.990	164.3
5	10:46:24.934	8:33.934	3	Pierre-Louis Chovet	FRA	Van Amersfoort Racing	NLD	R	1:41.865	164.5
7	10:49:48.523	11:57.523	3	Pierre-Louis Chovet	FRA	Van Amersfoort Racing	NLD	R	1:41.655	164.8



**Circuito de Barcelona**  
**Formula Regional European Championship**  
**Race - 3**  
**Event Best Maximum Speed**



<b>Nº</b>	<b>Driver</b>	<b>Nat</b>	<b>Competitor</b>	<b>Nat</b>	<b>Rookie</b>	<b>Km/h</b>	<b>Session</b>
3	Pierre-Louis Chovet	FRA	Van Amersfoort Racing	NLD	R	251.1	Race - 1
40	Konsta Lappalainen	FIN	Kic Motorsport	FIN		251.1	Race - 2
33	Henrion Gillian	FRA	Gillian Track Events GTE	FRA	R	249.4	Race - 2
10	Gianluca Petecof	BRA	Prema Powerteam	ITA	R	249.4	Race - 2
5	Patrick Pasma	FIN	Kic Motorsport	FIN		249.4	Race - 2
6	Oliver Rasmussen	DNK	Prema Powerteam	ITA	R	247.7	Race - 3
41	Emidio Pesce	ITA	DR Formula RP Motorsport	PRT	R	247.1	Qualifying - 2
55	Jamie Laura Chadwick	GBR	Prema Powerteam	ITA		246.5	Free Practice - 2
62	Dennis Hauger	NOR	Van Amersfoort Racing	NLD		246.5	Race - 2
15	Matteo Nannini	ITA	Monolite Racing	ITA		246.5	Race - 3
14	Arthur Leclerc	MCO	Prema Powerteam	ITA	R	244.8	Qualifying - 2



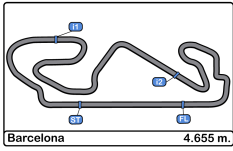
**Circuit de Barcelona**  
**Formula Regional European Championship**  
**Race - 3**  
**Lap Chart**



**LAP**

Nr	Pos	Grid	1	2	3	4	5	6	7	8	9	10	11	12	13	14	15	16	17	18	19	
62	1	62	3	3	3	3	3	3	3	3	3	3	3	3	3	3	3	3	3	3	3	
3	2	3	62	62	62	62	62	62	62	62	62	62	62	62	62	62	62	62	62	62	62	62
10	3	10	10	10	10	10	10	10	10	10	10	10	10	10	10	10	10	10	10	10	10	10
6	4	6	14	14	14	14	14	14	14	14	14	14	14	14	14	14	14	14	14	14	14	14
14	5	14	15	15	15	15	15	15	15	15	15	15	15	15	15	6	6	6	6	6	6	6
5	6	5	6	6	6	6	6	6	6	6	6	6	6	6	6	15	15	15	15	15	15	15
15	7	15	5	5	5	5	5	5	5	5	5	5	5	5	5	5	5	5	40	40	40	40
40	8	40	40	40	40	40	40	40	40	40	40	40	40	40	40	40	40	40	5	5	5	5
33	9	33	33	33	33	33	33	33	33	33	33	33	33	33	33	33	33	33	33	33	33	33
55	10	55	55	55	55	55	55	55	55	55	55	55	55	55	55	55	55	55	55	55	55	55
41	11	41	41	41	41	41	41	41	41	41	41	41	41	41	41	41	41	41	41	41	41	41

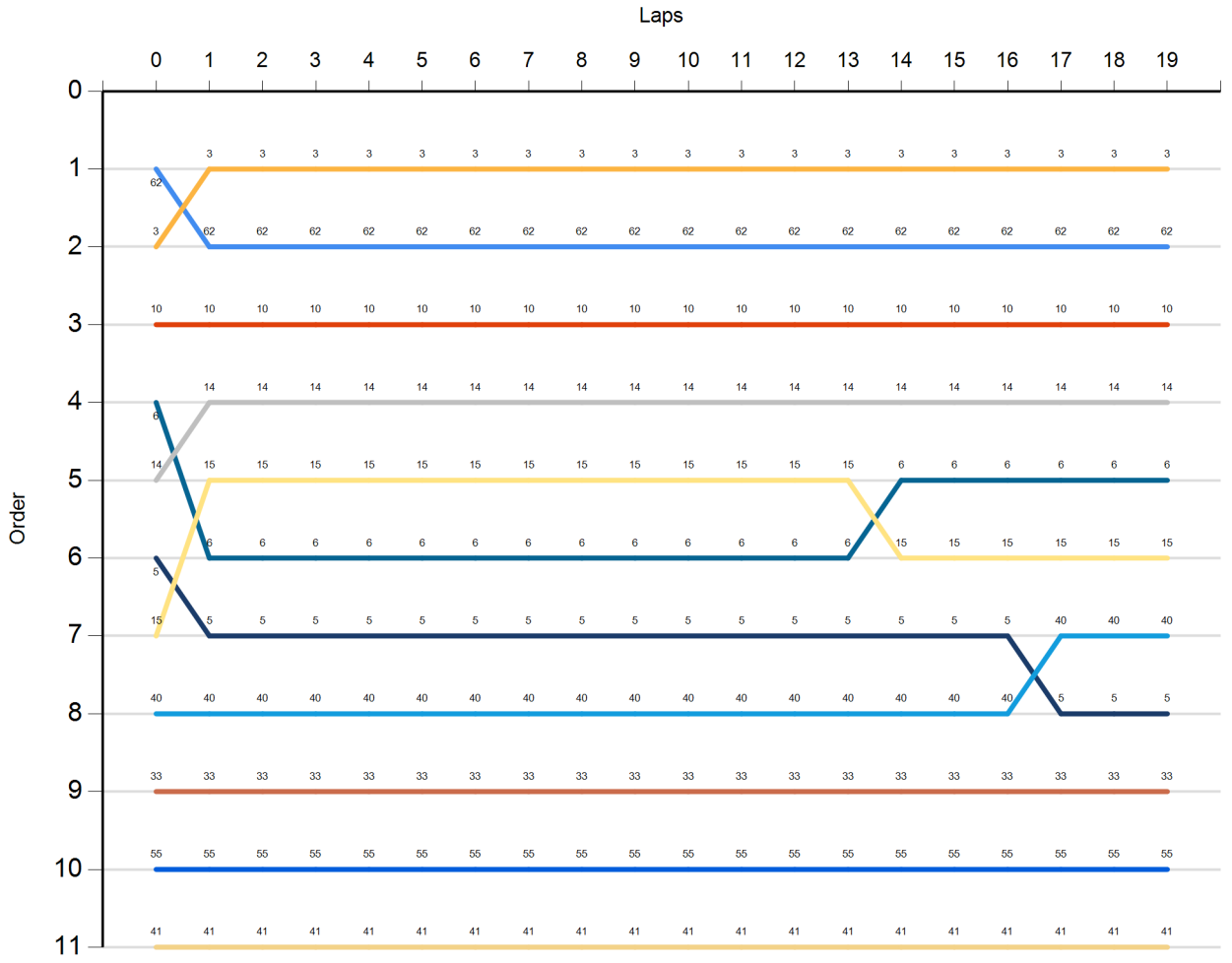


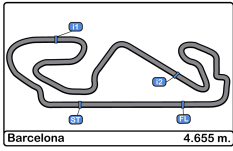


**Circuito de Barcelona**  
**Formuła Regional European Championship**  
**Race - 3**  
**Graphic Lap Chart**



- 62
- 3
- 10
- 6
- 14
- 5
- 15
- 40
- 33
- 55
- 41

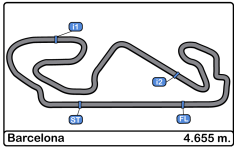




**Circuito de Barcelona**  
**Formula Regional European Championship**  
**Race - 3**  
**Pit Stop Analysis**



<u>Nº</u>	<u>In Day</u>	<u>Time</u>	<u>Driver</u>	<u>Nat</u>	<u>Competitor</u>	<u>Nat</u>	<u>In Time</u>	<u>Stop Nº</u>	<u>Pit Time</u>	<u>Handicap</u>	<u>Penalty</u>
-----------	---------------	-------------	---------------	------------	-------------------	------------	----------------	----------------	-----------------	-----------------	----------------



**Circuito de Barcelona**  
**Formula Regional European Championship**  
**Race - 3**  
**Weather Report**



**Air Temperature**

