



**Circuito de Barcelona**  
**Formula Regional European Championship**  
**Race - 2**  
**Provisional Results**




| Cls | Nº | Driver               | Nat | Competitor               | Nat | Rookie | Cls | Laps | Total Time       | Gap    | Interval | Km/h  | Best | Time     | Km/h  |
|-----|----|----------------------|-----|--------------------------|-----|--------|-----|------|------------------|--------|----------|-------|------|----------|-------|
| 1   | 6  | Oliver Rasmussen     | DNK | Prema Powerteam          | ITA | R      | 1   | 19   | <b>32:36.010</b> |        |          | 162.7 | 10   | 1:42.238 | 163.9 |
| 2   | 62 | Dennis Hauger        | NOR | Van Amersfoort Racing    | NLD |        |     | 19   | <b>32:36.467</b> | 0.457  | 0.457    | 162.7 | 10   | 1:42.362 | 163.7 |
| 3   | 3  | Pierre-Louis Chovet  | FRA | Van Amersfoort Racing    | NLD | R      | 2   | 19   | <b>32:39.205</b> | 3.195  | 2.738    | 162.5 | 5    | 1:42.371 | 163.6 |
| 4   | 5  | Patrick Pasma        | FIN | Kic Motorsport           | FIN |        |     | 19   | <b>32:42.472</b> | 6.462  | 3.267    | 162.2 | 7    | 1:42.434 | 163.5 |
| 5   | 14 | Arthur Leclerc       | MC  | Prema Powerteam          | ITA | R      | 3   | 19   | <b>32:44.092</b> | 8.082  | 1.620    | 162.1 | 6    | 1:42.390 | 163.6 |
| 6   | 10 | Gianluca Petecof     | BRA | Prema Powerteam          | ITA | R      | 4   | 19   | <b>32:56.877</b> | 20.867 | 12.785   | 161.0 | 11   | 1:43.189 | 162.4 |
| 7   | 33 | Henrion Gillian      | FRA | Gillian Track Events GTE | FRA | R      | 5   | 19   | <b>33:01.139</b> | 25.129 | 4.262    | 160.7 | 12   | 1:43.385 | 162.0 |
| 8   | 15 | Matteo Nannini       | ITA | Monolite Racing          | ITA |        |     | 19   | <b>33:01.713</b> | 25.703 | 0.574    | 160.6 | 12   | 1:43.316 | 162.2 |
| 9   | 55 | Jamie Laura Chadwick | GBR | Prema Powerteam          | ITA |        |     | 19   | <b>33:03.735</b> | 27.725 | 2.022    | 160.5 | 4    | 1:43.670 | 161.6 |
| 10  | 40 | Konsta Lappalainen   | FIN | Kic Motorsport           | FIN |        |     | 19   | <b>33:16.683</b> | 40.673 | 12.948   | 159.4 | 5    | 1:43.687 | 161.6 |
| 11  | 41 | Emidio Pesce         | ITA | DR Formula RP Motorsport | PRT | R      | 6   | 19   | <b>33:18.869</b> | 42.859 | 2.186    | 159.2 | 5    | 1:43.698 | 161.6 |

**Fastest lap Oliver Rasmussen in 1:42.238 at 163.9 Km/h in lap 10**

Published at:.....

Track Temp: **22.7 °C** Air Temp: **20.4 °C** Humidity: **63 %** Track Status: **DRY**

|                  |                       |   |
|------------------|-----------------------|---|
| <b>Stewards:</b> | <b>Race Director:</b> | <b>Timekeeper:</b><br> |
|------------------|-----------------------|---|



**Circuito de Barcelona**  
**Formula Regional European Championship**  
**Race - 2**  
**Provisional Results by Class**



| Cla           | Nº | Driver              | Nat | Competitor               | Nat | Rookie | Cls | Laps | Total Time       | Gap    | Interval | Km/h  | Best | Time     | Km/h  |
|---------------|----|---------------------|-----|--------------------------|-----|--------|-----|------|------------------|--------|----------|-------|------|----------|-------|
| 1             | 62 | Dennis Hauger       | NOR | Van Amersfoort Racing    |     |        |     | 19   | <b>32:36.467</b> |        |          | 162.7 | 10   | 1:42.362 | 163.7 |
| 2             | 5  | Patrick Pasma       | FIN | Kic Motorsport           |     |        |     | 19   | <b>32:42.472</b> | 6.462  | 6.005    | 162.2 | 7    | 1:42.434 | 163.5 |
| 3             | 15 | Matteo Nannini      | ITA | Monolite Racing          |     |        |     | 19   | <b>33:01.713</b> | 25.703 | 19.241   | 160.6 | 12   | 1:43.316 | 162.2 |
| 4             | 55 | Jamie Laura         | GBR | Prema Powerteam          |     |        |     | 19   | <b>33:03.735</b> | 27.725 | 2.022    | 160.5 | 4    | 1:43.670 | 161.6 |
| 5             | 40 | Konsta Lappalainen  | FIN | Kic Motorsport           |     |        |     | 19   | <b>33:16.683</b> | 40.673 | 12.948   | 159.4 | 5    | 1:43.687 | 161.6 |
| <b>Rookie</b> |    |                     |     |                          |     |        |     |      |                  |        |          |       |      |          |       |
| 1             | 6  | Oliver Rasmussen    | DNK | Prema Powerteam          |     | R      | 1   | 19   | <b>32:36.010</b> |        |          | 162.7 | 10   | 1:42.238 | 163.9 |
| 2             | 3  | Pierre-Louis Chovet | FRA | Van Amersfoort Racing    |     | R      | 2   | 19   | <b>32:39.205</b> | 3.195  | 3.195    | 162.5 | 5    | 1:42.371 | 163.6 |
| 3             | 14 | Arthur Leclerc      | MC  | Prema Powerteam          |     | R      | 3   | 19   | <b>32:44.092</b> | 8.082  | 4.887    | 162.1 | 6    | 1:42.390 | 163.6 |
| 4             | 10 | Gianluca Petecof    | BRA | Prema Powerteam          |     | R      | 4   | 19   | <b>32:56.877</b> | 20.867 | 12.785   | 161.0 | 11   | 1:43.189 | 162.4 |
| 5             | 33 | Henrion Gillian     | FRA | Gillian Track Events GTE |     | R      | 5   | 19   | <b>33:01.139</b> | 25.129 | 4.262    | 160.7 | 12   | 1:43.385 | 162.0 |
| 6             | 41 | Emidio Pesce        | ITA | DR Formula RP Motorsport |     | R      | 6   | 19   | <b>33:18.869</b> | 42.859 | 17.730   | 159.2 | 5    | 1:43.698 | 161.6 |

**Fastest lap Oliver Rasmussen in 1:42.238 at 163.9 Km/h in lap 10**

Published at:.....

Track Temp: **22.7 °C** Air Temp: **20.4 °C** Humidity: **63 %** Track Status: **DRY**

**Stewards:**

**Race Director:**

**Timekeeper:**



# Circuit de Barcelona

## Formula Regional European Championship

### Race - 2

#### Provisional Classification by Driver Fastest Lap



| Cls | Nº | Driver               | Nat | Competitor               | Nat | Rookie | Cls | Laps | Best | Time     | Gap   | Interval | Km/h  |
|-----|----|----------------------|-----|--------------------------|-----|--------|-----|------|------|----------|-------|----------|-------|
| 1   | 6  | Oliver Rasmussen     | DNK | Prema Powerteam          | ITA | R      | 1   | 19   | 10   | 1:42.238 |       |          | 163.9 |
| 2   | 62 | Dennis Hauger        | NOR | Van Amersfoort Racing    | NLD |        |     | 19   | 10   | 1:42.362 | 0.124 | 0.124    | 163.7 |
| 3   | 3  | Pierre-Louis Chovet  | FRA | Van Amersfoort Racing    | NLD | R      | 2   | 19   | 5    | 1:42.371 | 0.133 | 0.009    | 163.6 |
| 4   | 14 | Arthur Leclerc       | MCO | Prema Powerteam          | ITA | R      | 3   | 19   | 6    | 1:42.390 | 0.152 | 0.019    | 163.6 |
| 5   | 5  | Patrick Pasma        | FIN | Kic Motorsport           | FIN |        |     | 19   | 7    | 1:42.434 | 0.196 | 0.044    | 163.5 |
| 6   | 10 | Gianluca Petecof     | BRA | Prema Powerteam          | ITA | R      | 4   | 19   | 11   | 1:43.189 | 0.951 | 0.755    | 162.4 |
| 7   | 15 | Matteo Nannini       | ITA | Monolite Racing          | ITA |        |     | 19   | 12   | 1:43.316 | 1.078 | 0.127    | 162.2 |
| 8   | 33 | Henrion Gillian      | FRA | Gillian Track Events GTE | FRA | R      | 5   | 19   | 12   | 1:43.385 | 1.147 | 0.069    | 162.0 |
| 9   | 55 | Jamie Laura Chadwick | GBR | Prema Powerteam          | ITA |        |     | 19   | 4    | 1:43.670 | 1.432 | 0.285    | 161.6 |
| 10  | 40 | Konsta Lappalainen   | FIN | Kic Motorsport           | FIN |        |     | 19   | 5    | 1:43.687 | 1.449 | 0.017    | 161.6 |
| 11  | 41 | Emidio Pesce         | ITA | DR Formula RP Motorsport | PRT | R      | 6   | 19   | 5    | 1:43.698 | 1.460 | 0.011    | 161.6 |



Circuito de Barcelona  
Formula Regional European Championship  
Race - 2  
Distance and Speed Average



| Cls | Nº | Driver               | Nat | Competitor               | Nat | Rookie | Cls | Laps | Distance | Total Time | Km/h  |
|-----|----|----------------------|-----|--------------------------|-----|--------|-----|------|----------|------------|-------|
| 1   | 6  | Oliver Rasmussen     | DNK | Prema Powerteam          | ITA | R      | 1   | 19   | 88.44    | 32:36.010  | 162.7 |
| 2   | 62 | Dennis Hauger        | NOR | Van Amersfoort Racing    | NLD |        |     | 19   | 88.44    | 32:36.467  | 162.7 |
| 3   | 3  | Pierre-Louis Chovet  | FRA | Van Amersfoort Racing    | NLD | R      | 2   | 19   | 88.44    | 32:39.205  | 162.5 |
| 4   | 5  | Patrick Pasma        | FIN | Kic Motorsport           | FIN |        |     | 19   | 88.44    | 32:42.472  | 162.2 |
| 5   | 14 | Arthur Leclerc       | MCO | Prema Powerteam          | ITA | R      | 3   | 19   | 88.44    | 32:44.092  | 162.1 |
| 6   | 10 | Gianluca Petecof     | BRA | Prema Powerteam          | ITA | R      | 4   | 19   | 88.44    | 32:56.877  | 161.0 |
| 7   | 33 | Henrion Gillian      | FRA | Gillian Track Events GTE | FRA | R      | 5   | 19   | 88.44    | 33:01.139  | 160.7 |
| 8   | 15 | Matteo Nannini       | ITA | Monolite Racing          | ITA |        |     | 19   | 88.44    | 33:01.713  | 160.6 |
| 9   | 55 | Jamie Laura Chadwick | GBR | Prema Powerteam          | ITA |        |     | 19   | 88.44    | 33:03.735  | 160.5 |
| 10  | 40 | Konsta Lappalainen   | FIN | Kic Motorsport           | FIN |        |     | 19   | 88.44    | 33:16.683  | 159.4 |
| 11  | 41 | Emidio Pesce         | ITA | DR Formula RP Motorsport | PRT | R      | 6   | 19   | 88.44    | 33:18.869  | 159.2 |



**Circuito de Barcelona**  
**Formula Regional European Championship**  
**Race - 2**  
**Lap Analysis**



**3** Pierre-Louis Chovet F3 Tatuus 318 A.R. **6** Oliver Rasmussen F3 Tatuus 318 A.R.  
 R Van Amersfoort Racing R Prema Powerteam

| Lap | D | Time     | Sector 1 | Sector 2 | Sector 3 | T. Spd | Elapsed   | Lap | D | Time     | Sector 1 | Sector 2 | Sector 3 | T. Spd | Elapsed   |
|-----|---|----------|----------|----------|----------|--------|-----------|-----|---|----------|----------|----------|----------|--------|-----------|
| 1   |   | 1:49.443 | 35.612   | 39.938   | 33.893   | 217.3  | 1:49.443  | 1   |   | 1:46.853 | 33.759   | 39.235   | 33.859   | 209.7  | 1:46.853  |
| 2   |   | 1:43.405 | 30.500   | 39.094   | 33.811   | 247.7  | 3:32.848  | 2   |   | 1:42.839 | 29.957   | 39.242   | 33.640   | 237.8  | 3:29.692  |
| 3   |   | 1:42.834 | 29.919   | 39.017   | 33.898   | 246.5  | 5:15.682  | 3   |   | 1:42.938 | 30.164   | 39.065   | 33.709   | 238.4  | 5:12.630  |
| 4   |   | 1:42.656 | 30.076   | 38.868   | 33.712   | 246.0  | 6:58.338  | 4   |   | 1:42.739 | 30.092   | 39.053   | 33.594   | 238.4  | 6:55.369  |
| 5   |   | 1:42.371 | 29.781   | 38.862   | 33.728   | 242.1  | 8:40.709  | 5   |   | 1:42.825 | 29.959   | 39.166   | 33.700   | 237.8  | 8:38.194  |
| 6   |   | 1:42.514 | 29.847   | 38.877   | 33.790   | 242.6  | 10:23.223 | 6   |   | 1:42.571 | 30.074   | 38.868   | 33.629   | 238.9  | 10:20.765 |
| 7   |   | 1:42.501 | 29.858   | 38.805   | 33.838   | 243.2  | 12:05.724 | 7   |   | 1:42.501 | 30.020   | 38.728   | 33.753   | 238.9  | 12:03.266 |
| 8   |   | 1:42.587 | 29.865   | 38.838   | 33.884   | 242.6  | 13:48.311 | 8   |   | 1:42.697 | 30.011   | 38.957   | 33.729   | 238.9  | 13:45.963 |
| 9   |   | 1:42.809 | 30.020   | 38.899   | 33.890   | 242.1  | 15:31.120 | 9   |   | 1:42.593 | 29.996   | 39.022   | 33.575   | 238.9  | 15:28.556 |
| 10  |   | 1:42.893 | 30.004   | 38.898   | 33.991   | 242.1  | 17:14.013 | 10  |   | 1:42.238 | 29.832   | 38.756   | 33.650   | 237.8  | 17:10.794 |
| 11  |   | 1:42.655 | 29.980   | 38.861   | 33.814   | 241.6  | 18:56.668 | 11  |   | 1:42.702 | 30.054   | 38.830   | 33.818   | 238.9  | 18:53.496 |
| 12  |   | 1:42.905 | 29.893   | 38.990   | 34.022   | 242.1  | 20:39.573 | 12  |   | 1:42.690 | 30.043   | 38.921   | 33.726   | 238.4  | 20:36.186 |
| 13  |   | 1:42.800 | 30.015   | 38.931   | 33.854   | 242.6  | 22:22.373 | 13  |   | 1:42.734 | 29.972   | 38.992   | 33.770   | 238.9  | 22:18.920 |
| 14  |   | 1:42.679 | 30.025   | 38.800   | 33.854   | 243.2  | 24:05.052 | 14  |   | 1:42.376 | 29.804   | 38.932   | 33.640   | 240.0  | 24:01.296 |
| 15  |   | 1:42.564 | 29.883   | 38.861   | 33.820   | 242.1  | 25:47.616 | 15  |   | 1:42.715 | 30.018   | 38.846   | 33.851   | 239.4  | 25:44.011 |
| 16  |   | 1:42.732 | 29.970   | 38.868   | 33.894   | 242.6  | 27:30.348 | 16  |   | 1:42.749 | 30.123   | 38.953   | 33.673   | 238.9  | 27:26.760 |
| 17  |   | 1:42.845 | 30.024   | 38.937   | 33.884   | 243.7  | 29:13.193 | 17  |   | 1:42.917 | 30.056   | 39.023   | 33.838   | 239.4  | 29:09.677 |
| 18  |   | 1:42.916 | 30.170   | 38.934   | 33.812   | 243.7  | 30:56.109 | 18  |   | 1:43.182 | 30.119   | 39.072   | 33.991   | 239.4  | 30:52.859 |
| 19  |   | 1:43.096 | 29.984   | 39.060   | 34.052   | 244.3  | 32:39.205 | 19  |   | 1:43.151 | 30.099   | 39.052   | 34.000   | 238.9  | 32:36.010 |

**5** Patrick Pasma F3 Tatuus 318 A.R. **10** Gianluca Petecof F3 Tatuus 318 A.R.  
 Kic Motorsport R Prema Powerteam

| Lap | D | Time     | Sector 1 | Sector 2 | Sector 3 | T. Spd | Elapsed   | Lap | D | Time     | Sector 1 | Sector 2 | Sector 3 | T. Spd | Elapsed   |
|-----|---|----------|----------|----------|----------|--------|-----------|-----|---|----------|----------|----------|----------|--------|-----------|
| 1   |   | 1:50.533 | 36.338   | 40.188   | 34.007   | 215.1  | 1:50.533  | 1   |   | 1:52.551 | 37.381   | 40.618   | 34.552   | 216.4  | 1:52.551  |
| 2   |   | 1:43.590 | 30.040   | 39.577   | 33.973   | 243.7  | 3:34.123  | 2   |   | 1:44.302 | 30.317   | 39.975   | 34.010   | 246.5  | 3:36.853  |
| 3   |   | 1:42.958 | 29.874   | 39.260   | 33.824   | 244.8  | 5:17.081  | 3   |   | 1:43.576 | 29.993   | 39.484   | 34.099   | 246.0  | 5:20.429  |
| 4   |   | 1:43.010 | 30.008   | 39.132   | 33.870   | 244.8  | 7:00.091  | 4   |   | 1:43.538 | 30.031   | 39.587   | 33.920   | 246.5  | 7:03.967  |
| 5   |   | 1:42.692 | 29.882   | 39.120   | 33.690   | 246.0  | 8:42.783  | 5   |   | 1:43.463 | 29.983   | 39.499   | 33.981   | 248.2  | 8:47.430  |
| 6   |   | 1:42.612 | 29.823   | 39.071   | 33.718   | 247.7  | 10:25.395 | 6   |   | 1:43.445 | 29.999   | 39.413   | 34.033   | 248.2  | 10:30.875 |
| 7   |   | 1:42.434 | 29.667   | 38.980   | 33.787   | 246.0  | 12:07.829 | 7   |   | 1:43.764 | 30.282   | 39.142   | 34.340   | 249.4  | 12:14.639 |
| 8   |   | 1:42.560 | 29.749   | 39.125   | 33.686   | 247.1  | 13:50.389 | 8   |   | 1:43.770 | 30.068   | 39.563   | 34.139   | 245.4  | 13:58.409 |
| 9   |   | 1:43.196 | 30.132   | 39.346   | 33.718   | 249.4  | 15:33.585 | 9   |   | 1:43.813 | 30.063   | 39.594   | 34.156   | 247.7  | 15:42.222 |
| 10  |   | 1:42.614 | 29.809   | 39.114   | 33.691   | 247.7  | 17:16.199 | 10  |   | 1:43.882 | 30.081   | 39.424   | 34.377   | 246.5  | 17:26.104 |
| 11  |   | 1:42.974 | 30.310   | 39.003   | 33.661   | 249.4  | 18:59.173 | 11  |   | 1:43.189 | 29.987   | 39.229   | 33.973   | 243.7  | 19:09.293 |
| 12  |   | 1:42.849 | 29.877   | 39.109   | 33.863   | 248.2  | 20:42.022 | 12  |   | 1:43.317 | 30.158   | 39.066   | 34.093   | 244.3  | 20:52.610 |
| 13  |   | 1:42.579 | 29.826   | 39.127   | 33.626   | 247.7  | 22:24.601 | 13  |   | 1:43.336 | 30.121   | 39.130   | 34.085   | 246.0  | 22:35.946 |
| 14  |   | 1:42.701 | 29.790   | 39.148   | 33.763   | 248.8  | 24:07.302 | 14  |   | 1:43.433 | 30.117   | 39.237   | 34.079   | 246.5  | 24:19.379 |
| 15  |   | 1:42.936 | 30.067   | 39.076   | 33.793   | 248.8  | 25:50.238 | 15  |   | 1:43.247 | 30.116   | 39.154   | 33.977   | 247.7  | 26:02.626 |
| 16  |   | 1:43.068 | 29.992   | 39.280   | 33.796   | 248.8  | 27:33.306 | 16  |   | 1:43.214 | 30.112   | 39.221   | 33.881   | 240.5  | 27:45.840 |
| 17  |   | 1:43.092 | 29.951   | 39.214   | 33.927   | 248.2  | 29:16.398 | 17  |   | 1:43.234 | 30.190   | 39.213   | 33.831   | 241.0  | 29:29.074 |
| 18  |   | 1:43.167 | 29.937   | 39.051   | 34.179   | 247.7  | 30:59.565 | 18  |   | 1:43.613 | 30.332   | 39.258   | 34.023   | 240.5  | 31:12.687 |
| 19  |   | 1:42.907 | 29.934   | 39.109   | 33.864   | 246.0  | 32:42.472 | 19  |   | 1:44.190 | 30.284   | 39.525   | 34.381   | 240.0  | 32:56.877 |



**Circuito de Barcelona**  
**Formula Regional European Championship**  
**Race - 2**  
**Lap Analysis**



**14**

Arthur Leclerc

F3 Tatuus 318 A.R.

**33**

Henrion Gillian

F3 Tatuus 318 A.R.

R

Prema Powerteam

R

Gillian Track Events GTE

| Lap | D | Time     | Sector 1 | Sector 2 | Sector 3 | T. Spd | Elapsed   | Lap | D | Time     | Sector 1 | Sector 2 | Sector 3 | T. Spd | Elapsed   |
|-----|---|----------|----------|----------|----------|--------|-----------|-----|---|----------|----------|----------|----------|--------|-----------|
| 1   |   | 1:49.088 | 35.412   | 39.707   | 33.969   | 210.9  | 1:49.088  | 1   |   | 1:52.120 | 36.838   | 40.830   | 34.452   | 212.5  | 1:52.120  |
| 2   |   | 1:43.184 | 30.410   | 38.996   | 33.778   | 238.9  | 3:32.272  | 2   |   | 1:44.162 | 30.517   | 39.444   | 34.201   | 247.1  | 3:36.282  |
| 3   |   | 1:42.864 | 29.914   | 39.069   | 33.881   | 241.0  | 5:15.136  | 3   |   | 1:43.726 | 30.217   | 39.486   | 34.023   | 248.2  | 5:20.008  |
| 4   |   | 1:44.313 | 31.394   | 39.129   | 33.790   | 240.5  | 6:59.449  | 4   |   | 1:43.626 | 30.222   | 39.292   | 34.112   | 246.5  | 7:03.634  |
| 5   |   | 1:42.777 | 29.816   | 38.983   | 33.978   | 242.1  | 8:42.226  | 5   |   | 1:43.433 | 30.152   | 39.191   | 34.090   | 244.3  | 8:47.067  |
| 6   |   | 1:42.390 | 29.857   | 38.748   | 33.785   | 241.0  | 10:24.616 | 6   |   | 1:43.484 | 29.975   | 39.446   | 34.063   | 246.5  | 10:30.551 |
| 7   |   | 1:42.594 | 29.686   | 39.051   | 33.857   | 241.6  | 12:07.210 | 7   |   | 1:43.543 | 30.140   | 39.351   | 34.052   | 249.4  | 12:14.094 |
| 8   |   | 1:42.831 | 29.908   | 39.040   | 33.883   | 242.6  | 13:50.041 | 8   |   | 1:43.940 | 30.388   | 39.322   | 34.230   | 248.8  | 13:58.034 |
| 9   |   | 1:43.028 | 30.147   | 38.950   | 33.931   | 243.2  | 15:33.069 | 9   |   | 1:43.783 | 30.068   | 39.624   | 34.091   | 243.7  | 15:41.817 |
| 10  |   | 1:42.758 | 29.857   | 38.891   | 34.010   | 241.0  | 17:15.827 | 10  |   | 1:44.730 | 30.267   | 39.475   | 34.988   | 244.8  | 17:26.547 |
| 11  |   | 1:42.796 | 30.022   | 38.989   | 33.785   | 241.0  | 18:58.623 | 11  |   | 1:43.446 | 30.137   | 39.177   | 34.132   | 246.5  | 19:09.993 |
| 12  |   | 1:42.756 | 29.863   | 38.988   | 33.905   | 243.2  | 20:41.379 | 12  |   | 1:43.385 | 29.954   | 39.206   | 34.225   | 244.8  | 20:53.378 |
| 13  |   | 1:42.731 | 29.935   | 39.030   | 33.766   | 242.1  | 22:24.110 | 13  |   | 1:43.385 | 29.946   | 39.154   | 34.285   | 244.8  | 22:36.763 |
| 14  |   | 1:42.661 | 29.788   | 38.905   | 33.968   | 242.1  | 24:06.771 | 14  |   | 1:43.464 | 29.995   | 39.190   | 34.279   | 243.7  | 24:20.227 |
| 15  |   | 1:42.943 | 29.839   | 39.083   | 34.021   | 242.6  | 25:49.714 | 15  |   | 1:44.418 | 30.278   | 39.811   | 34.329   | 243.7  | 26:04.645 |
| 16  |   | 1:43.037 | 30.003   | 39.016   | 34.018   | 242.6  | 27:32.751 | 16  |   | 1:43.927 | 30.179   | 39.428   | 34.320   | 247.7  | 27:48.572 |
| 17  |   | 1:42.964 | 29.926   | 39.093   | 33.945   | 242.1  | 29:15.715 | 17  |   | 1:44.064 | 30.188   | 39.681   | 34.195   | 249.4  | 29:32.636 |
| 18  |   | 1:43.667 | 29.958   | 39.155   | 34.554   | 242.1  | 30:59.382 | 18  |   | 1:44.040 | 30.246   | 39.515   | 34.279   | 242.1  | 31:16.676 |
| 19  |   | 1:44.710 | 30.933   | 39.488   | 34.289   | 238.9  | 32:44.092 | 19  |   | 1:44.463 | 30.200   | 39.646   | 34.617   | 248.2  | 33:01.139 |

**15**

Matteo Nannini

F3 Tatuus 318 A.R.

**40**

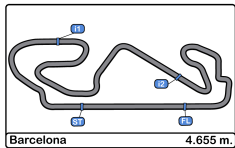
Konsta Lappalainen

F3 Tatuus 318 A.R.

Monolite Racing

Kic Motorsport

| Lap | D | Time     | Sector 1 | Sector 2 | Sector 3 | T. Spd | Elapsed   | Lap | D | Time     | Sector 1 | Sector 2 | Sector 3 | T. Spd | Elapsed   |
|-----|---|----------|----------|----------|----------|--------|-----------|-----|---|----------|----------|----------|----------|--------|-----------|
| 1   |   | 1:51.291 | 35.807   | 40.373   | 35.111   | 215.1  | 1:51.291  | 1   |   | 1:53.161 | 37.541   | 41.092   | 34.528   | 199.6  | 1:53.161  |
| 2   |   | 1:44.611 | 30.786   | 39.703   | 34.122   | 240.0  | 3:35.902  | 2   |   | 1:45.052 | 30.399   | 40.224   | 34.429   | 247.7  | 3:38.213  |
| 3   |   | 1:43.713 | 30.333   | 39.389   | 33.991   | 243.2  | 5:19.615  | 3   |   | 1:44.479 | 30.427   | 39.775   | 34.277   | 251.1  | 5:22.692  |
| 4   |   | 1:43.617 | 30.277   | 39.371   | 33.969   | 242.6  | 7:03.232  | 4   |   | 1:43.978 | 30.274   | 39.479   | 34.225   | 247.7  | 7:06.670  |
| 5   |   | 1:43.457 | 30.106   | 39.363   | 33.988   | 242.6  | 8:46.689  | 5   |   | 1:43.687 | 30.037   | 39.306   | 34.344   | 247.1  | 8:50.357  |
| 6   |   | 1:43.465 | 30.036   | 39.328   | 34.101   | 242.1  | 10:30.154 | 6   |   | 1:43.867 | 30.069   | 39.446   | 34.352   | 246.0  | 10:34.224 |
| 7   |   | 1:43.617 | 30.121   | 39.385   | 34.111   | 242.1  | 12:13.771 | 7   |   | 1:44.336 | 30.293   | 39.601   | 34.442   | 246.5  | 12:18.560 |
| 8   |   | 1:43.863 | 30.448   | 39.324   | 34.091   | 242.1  | 13:57.634 | 8   |   | 1:44.227 | 30.181   | 39.564   | 34.482   | 245.4  | 14:02.787 |
| 9   |   | 1:43.805 | 30.301   | 39.442   | 34.062   | 241.6  | 15:41.439 | 9   |   | 1:44.310 | 30.149   | 39.744   | 34.417   | 244.8  | 15:47.097 |
| 10  |   | 1:43.889 | 30.338   | 39.380   | 34.171   | 241.6  | 17:25.328 | 10  |   | 1:44.360 | 30.143   | 39.640   | 34.577   | 244.3  | 17:31.457 |
| 11  |   | 1:43.440 | 30.145   | 39.261   | 34.034   | 241.6  | 19:08.768 | 11  |   | 1:44.455 | 30.138   | 39.739   | 34.578   | 244.3  | 19:15.912 |
| 12  |   | 1:43.316 | 30.127   | 39.285   | 33.904   | 241.6  | 20:52.084 | 12  |   | 1:44.606 | 30.241   | 39.746   | 34.619   | 245.4  | 21:00.518 |
| 13  |   | 1:43.427 | 30.123   | 39.224   | 34.080   | 242.1  | 22:35.511 | 13  |   | 1:44.760 | 30.261   | 39.712   | 34.787   | 244.3  | 22:45.278 |
| 14  |   | 1:43.530 | 30.165   | 39.226   | 34.139   | 242.1  | 24:19.041 | 14  |   | 1:45.018 | 30.237   | 40.029   | 34.752   | 244.3  | 24:30.296 |
| 15  |   | 1:45.191 | 31.188   | 39.759   | 34.244   | 242.1  | 26:04.232 | 15  |   | 1:44.863 | 30.270   | 39.835   | 34.758   | 244.3  | 26:15.159 |
| 16  |   | 1:43.969 | 30.159   | 39.559   | 34.251   | 244.3  | 27:48.201 | 16  |   | 1:45.289 | 30.441   | 40.108   | 34.740   | 244.3  | 28:00.448 |
| 17  |   | 1:44.034 | 30.251   | 39.590   | 34.193   | 244.3  | 29:32.235 | 17  |   | 1:45.527 | 30.478   | 40.161   | 34.888   | 244.3  | 29:45.975 |
| 18  |   | 1:44.060 | 30.191   | 39.559   | 34.310   | 243.7  | 31:16.295 | 18  |   | 1:45.005 | 30.400   | 39.731   | 34.874   | 243.7  | 31:30.980 |
| 19  |   | 1:45.418 | 30.338   | 39.758   | 35.322   | 243.2  | 33:01.713 | 19  |   | 1:45.703 | 30.568   | 40.045   | 35.090   | 243.2  | 33:16.683 |



**Circuito de Barcelona**  
**Formula Regional European Championship**  
**Race - 2**  
**Lap Analysis**



**41**

Emidio Pesce

F3 Tatuus 318 A.R.

R

DR Formula RP Motorsport

**62**

Dennis Hauger

F3 Tatuus 318 A.R.

Van Amersfoort Racing

| Lap | D | Time     | Sector 1 | Sector 2 | Sector 3 | T. Spd | Elapsed   | Lap | D | Time     | Sector 1 | Sector 2 | Sector 3 | T. Spd | Elapsed   |
|-----|---|----------|----------|----------|----------|--------|-----------|-----|---|----------|----------|----------|----------|--------|-----------|
| 1   |   | 1:53.843 | 38.012   | 41.035   | 34.796   | 223.1  | 1:53.843  | 1   |   | 1:47.528 | 34.406   | 39.347   | 33.775   | 209.7  | 1:47.528  |
| 2   |   | 1:44.874 | 30.382   | 39.950   | 34.542   | 243.2  | 3:38.717  | 2   |   | 1:42.755 | 30.001   | 38.991   | 33.763   | 242.1  | 3:30.283  |
| 3   |   | 1:44.585 | 30.229   | 39.983   | 34.373   | 246.0  | 5:23.302  | 3   |   | 1:42.842 | 30.029   | 39.033   | 33.780   | 244.3  | 5:13.125  |
| 4   |   | 1:43.997 | 30.217   | 39.505   | 34.275   | 245.4  | 7:07.299  | 4   |   | 1:42.848 | 29.935   | 39.106   | 33.807   | 245.4  | 6:55.973  |
| 5   |   | 1:43.698 | 29.985   | 39.462   | 34.251   | 244.8  | 8:50.997  | 5   |   | 1:42.671 | 30.036   | 38.986   | 33.649   | 243.7  | 8:38.644  |
| 6   |   | 1:43.953 | 30.135   | 39.322   | 34.496   | 245.4  | 10:34.950 | 6   |   | 1:42.555 | 30.014   | 39.013   | 33.528   | 244.8  | 10:21.199 |
| 7   |   | 1:44.081 | 30.116   | 39.699   | 34.266   | 245.4  | 12:19.031 | 7   |   | 1:42.642 | 30.085   | 38.941   | 33.616   | 246.0  | 12:03.841 |
| 8   |   | 1:44.315 | 30.229   | 39.522   | 34.564   | 247.1  | 14:03.346 | 8   |   | 1:42.751 | 29.963   | 39.028   | 33.760   | 244.8  | 13:46.592 |
| 9   |   | 1:44.429 | 30.357   | 39.534   | 34.538   | 245.4  | 15:47.775 | 9   |   | 1:42.569 | 30.065   | 38.924   | 33.580   | 243.7  | 15:29.161 |
| 10  |   | 1:44.231 | 30.227   | 39.536   | 34.468   | 246.0  | 17:32.006 | 10  |   | 1:42.362 | 29.921   | 38.859   | 33.582   | 243.7  | 17:11.523 |
| 11  |   | 1:44.528 | 30.337   | 39.666   | 34.525   | 246.0  | 19:16.534 | 11  |   | 1:42.798 | 29.992   | 38.837   | 33.969   | 243.2  | 18:54.321 |
| 12  |   | 1:44.786 | 30.178   | 39.940   | 34.668   | 245.4  | 21:01.320 | 12  |   | 1:42.654 | 29.873   | 38.962   | 33.819   | 242.6  | 20:36.975 |
| 13  |   | 1:44.574 | 30.150   | 39.738   | 34.686   | 246.0  | 22:45.894 | 13  |   | 1:42.576 | 29.905   | 38.863   | 33.808   | 243.7  | 22:19.551 |
| 14  |   | 1:44.963 | 30.494   | 39.804   | 34.665   | 246.0  | 24:30.857 | 14  |   | 1:42.608 | 29.960   | 38.983   | 33.665   | 246.0  | 24:02.159 |
| 15  |   | 1:44.862 | 30.398   | 39.760   | 34.704   | 246.5  | 26:15.719 | 15  |   | 1:42.369 | 29.774   | 38.842   | 33.753   | 244.3  | 25:44.528 |
| 16  |   | 1:45.603 | 30.452   | 40.156   | 34.995   | 245.4  | 28:01.322 | 16  |   | 1:43.062 | 30.253   | 39.055   | 33.754   | 246.5  | 27:27.590 |
| 17  |   | 1:45.614 | 30.712   | 39.917   | 34.985   | 245.4  | 29:46.936 | 17  |   | 1:42.778 | 30.044   | 38.885   | 33.849   | 243.7  | 29:10.368 |
| 18  |   | 1:45.784 | 30.563   | 40.191   | 35.030   | 245.4  | 31:32.720 | 18  |   | 1:43.000 | 30.111   | 39.110   | 33.779   | 244.3  | 30:53.368 |
| 19  |   | 1:46.149 | 30.771   | 40.145   | 35.233   | 243.2  | 33:18.869 | 19  |   | 1:43.099 | 30.144   | 39.171   | 33.784   | 246.5  | 32:36.467 |

**55**

Jamie Laura Chadwick

F3 Tatuus 318 A.R.

Prema Powerteam

| Lap | D | Time     | Sector 1 | Sector 2 | Sector 3 | T. Spd | Elapsed   |
|-----|---|----------|----------|----------|----------|--------|-----------|
| 1   |   | 1:51.823 | 36.635   | 40.700   | 34.488   | 217.3  | 1:51.823  |
| 2   |   | 1:46.058 | 30.950   | 40.750   | 34.358   | 243.2  | 3:37.881  |
| 3   |   | 1:44.057 | 30.318   | 39.434   | 34.305   | 243.2  | 5:21.938  |
| 4   |   | 1:43.670 | 30.197   | 39.398   | 34.075   | 243.2  | 7:05.608  |
| 5   |   | 1:43.703 | 30.234   | 39.274   | 34.195   | 243.2  | 8:49.311  |
| 6   |   | 1:43.811 | 30.238   | 39.398   | 34.175   | 242.1  | 10:33.122 |
| 7   |   | 1:43.732 | 30.053   | 39.508   | 34.171   | 240.5  | 12:16.854 |
| 8   |   | 1:43.858 | 30.196   | 39.362   | 34.300   | 241.0  | 14:00.712 |
| 9   |   | 1:44.148 | 30.249   | 39.592   | 34.307   | 241.6  | 15:44.860 |
| 10  |   | 1:43.895 | 30.162   | 39.440   | 34.293   | 241.6  | 17:28.755 |
| 11  |   | 1:43.763 | 30.199   | 39.397   | 34.167   | 240.0  | 19:12.518 |
| 12  |   | 1:44.250 | 30.149   | 39.826   | 34.275   | 240.5  | 20:56.768 |
| 13  |   | 1:43.731 | 30.243   | 39.283   | 34.205   | 241.6  | 22:40.499 |
| 14  |   | 1:43.787 | 30.254   | 39.359   | 34.174   | 242.1  | 24:24.286 |
| 15  |   | 1:43.885 | 30.150   | 39.446   | 34.289   | 242.1  | 26:08.171 |
| 16  |   | 1:43.936 | 30.270   | 39.452   | 34.214   | 242.1  | 27:52.107 |
| 17  |   | 1:43.842 | 30.231   | 39.460   | 34.151   | 242.6  | 29:35.949 |
| 18  |   | 1:43.998 | 30.317   | 39.392   | 34.289   | 243.2  | 31:19.947 |
| 19  |   | 1:43.788 | 30.257   | 39.237   | 34.294   | 242.1  | 33:03.735 |



**Circuito de Barcelona**  
**Formula Regional European Championship**  
**Race - 2**  
**Analysis by Lap**



| Num          | Lap Time | Gap    | Num          | Lap Time | Gap    | Num          | Lap Time | Gap    | Num           | Lap Time | Gap    | Num           | Lap Time | Gap    |
|--------------|----------|--------|--------------|----------|--------|--------------|----------|--------|---------------|----------|--------|---------------|----------|--------|
| <b>Lap 1</b> |          |        | <b>Lap 4</b> |          |        | <b>Lap 7</b> |          |        | <b>Lap 10</b> |          |        | <b>Lap 13</b> |          |        |
| 6            | 1:46.853 |        | 6            | 1:42.739 |        | 6            | 1:42.501 |        | 6             | 1:42.238 |        | 6             | 1:42.734 |        |
| 62           | 1:47.528 | 00.675 | 62           | 1:42.848 | 00.604 | 62           | 1:42.642 | 00.575 | 62            | 1:42.362 | 00.729 | 62            | 1:42.576 | 00.631 |
| 14           | 1:49.088 | 02.235 | 3            | 1:42.656 | 02.969 | 3            | 1:42.501 | 02.458 | 3             | 1:42.893 | 03.219 | 3             | 1:42.800 | 03.453 |
| 3            | 1:49.443 | 02.590 | 14           | 1:44.313 | 04.080 | 14           | 1:42.594 | 03.944 | 14            | 1:42.758 | 05.033 | 14            | 1:42.731 | 05.190 |
| 5            | 1:50.533 | 03.680 | 5            | 1:43.010 | 04.722 | 5            | 1:42.434 | 04.563 | 5             | 1:42.614 | 05.405 | 5             | 1:42.579 | 05.681 |
| 15           | 1:51.291 | 04.438 | 15           | 1:43.617 | 07.863 | 15           | 1:43.617 | 10.505 | 15            | 1:43.889 | 14.534 | 15            | 1:43.427 | 16.591 |
| 55           | 1:51.823 | 04.970 | 33           | 1:43.626 | 08.265 | 33           | 1:43.543 | 10.828 | 10            | 1:43.882 | 15.310 | 10            | 1:43.336 | 17.026 |
| 33           | 1:52.120 | 05.267 | 10           | 1:43.538 | 08.598 | 10           | 1:43.764 | 11.373 | 33            | 1:44.730 | 15.753 | 33            | 1:43.385 | 17.843 |
| 10           | 1:52.551 | 05.698 | 55           | 1:43.670 | 10.239 | 55           | 1:43.732 | 13.588 | 55            | 1:43.895 | 17.961 | 55            | 1:43.731 | 21.579 |
| 40           | 1:53.161 | 06.308 | 40           | 1:43.978 | 11.301 | 40           | 1:44.336 | 15.294 | 40            | 1:44.360 | 20.663 | 40            | 1:44.760 | 26.358 |
| 41           | 1:53.843 | 06.990 | 41           | 1:43.997 | 11.930 | 41           | 1:44.081 | 15.765 | 41            | 1:44.231 | 21.212 | 41            | 1:44.574 | 26.974 |
| Num          | Lap Time | Gap    | Num          | Lap Time | Gap    | Num          | Lap Time | Gap    | Num           | Lap Time | Gap    | Num           | Lap Time | Gap    |
| <b>Lap 2</b> |          |        | <b>Lap 5</b> |          |        | <b>Lap 8</b> |          |        | <b>Lap 11</b> |          |        | <b>Lap 14</b> |          |        |
| 6            | 1:42.839 |        | 6            | 1:42.825 |        | 6            | 1:42.697 |        | 6             | 1:42.702 |        | 6             | 1:42.376 |        |
| 62           | 1:42.755 | 00.591 | 62           | 1:42.671 | 00.450 | 62           | 1:42.751 | 00.629 | 62            | 1:42.798 | 00.825 | 62            | 1:42.608 | 00.863 |
| 14           | 1:43.184 | 02.580 | 3            | 1:42.371 | 02.515 | 3            | 1:42.587 | 02.348 | 3             | 1:42.655 | 03.172 | 3             | 1:42.679 | 03.756 |
| 3            | 1:43.405 | 03.156 | 14           | 1:42.777 | 04.032 | 14           | 1:42.831 | 04.078 | 14            | 1:42.796 | 05.127 | 14            | 1:42.661 | 05.475 |
| 5            | 1:43.590 | 04.431 | 5            | 1:42.692 | 04.589 | 5            | 1:42.560 | 04.426 | 5             | 1:42.974 | 05.677 | 5             | 1:42.701 | 06.006 |
| 15           | 1:44.611 | 06.210 | 15           | 1:43.457 | 08.495 | 15           | 1:43.863 | 11.671 | 15            | 1:43.440 | 15.272 | 15            | 1:43.530 | 17.745 |
| 33           | 1:44.162 | 06.590 | 33           | 1:43.433 | 08.873 | 33           | 1:43.940 | 12.071 | 10            | 1:43.189 | 15.797 | 10            | 1:43.433 | 18.083 |
| 10           | 1:44.302 | 07.161 | 10           | 1:43.463 | 09.236 | 10           | 1:43.770 | 12.446 | 33            | 1:43.446 | 16.497 | 33            | 1:43.464 | 18.931 |
| 55           | 1:46.058 | 08.189 | 55           | 1:43.703 | 11.117 | 55           | 1:43.858 | 14.749 | 55            | 1:43.763 | 19.022 | 55            | 1:43.787 | 22.990 |
| 40           | 1:45.052 | 08.521 | 40           | 1:43.687 | 12.163 | 40           | 1:44.227 | 16.824 | 40            | 1:44.455 | 22.416 | 40            | 1:45.018 | 29.000 |
| 41           | 1:44.874 | 09.025 | 41           | 1:43.698 | 12.803 | 41           | 1:44.315 | 17.383 | 41            | 1:44.528 | 23.038 | 41            | 1:44.963 | 29.561 |
| Num          | Lap Time | Gap    | Num          | Lap Time | Gap    | Num          | Lap Time | Gap    | Num           | Lap Time | Gap    | Num           | Lap Time | Gap    |
| <b>Lap 3</b> |          |        | <b>Lap 6</b> |          |        | <b>Lap 9</b> |          |        | <b>Lap 12</b> |          |        | <b>Lap 15</b> |          |        |
| 6            | 1:42.938 |        | 6            | 1:42.571 |        | 6            | 1:42.593 |        | 6             | 1:42.690 |        | 6             | 1:42.715 |        |
| 62           | 1:42.842 | 00.495 | 62           | 1:42.555 | 00.434 | 62           | 1:42.569 | 00.605 | 62            | 1:42.654 | 00.789 | 62            | 1:42.369 | 00.517 |
| 14           | 1:42.864 | 02.506 | 3            | 1:42.514 | 02.458 | 3            | 1:42.809 | 02.564 | 3             | 1:42.905 | 03.387 | 3             | 1:42.564 | 03.605 |
| 3            | 1:42.834 | 03.052 | 14           | 1:42.390 | 03.851 | 14           | 1:43.028 | 04.513 | 14            | 1:42.756 | 05.193 | 14            | 1:42.943 | 05.703 |
| 5            | 1:42.958 | 04.451 | 5            | 1:42.612 | 04.630 | 5            | 1:43.196 | 05.029 | 5             | 1:42.849 | 05.836 | 5             | 1:42.936 | 06.227 |
| 15           | 1:43.713 | 06.985 | 15           | 1:43.465 | 09.389 | 15           | 1:43.805 | 12.883 | 15            | 1:43.316 | 15.898 | 10            | 1:43.247 | 18.615 |
| 33           | 1:43.726 | 07.378 | 33           | 1:43.484 | 09.786 | 33           | 1:43.783 | 13.261 | 10            | 1:43.317 | 16.424 | 15            | 1:45.191 | 20.221 |
| 10           | 1:43.576 | 07.799 | 10           | 1:43.445 | 10.110 | 10           | 1:43.813 | 13.666 | 33            | 1:43.385 | 17.192 | 33            | 1:44.418 | 20.634 |
| 55           | 1:44.057 | 09.308 | 55           | 1:43.811 | 12.357 | 55           | 1:44.148 | 16.304 | 55            | 1:44.250 | 20.582 | 55            | 1:43.885 | 24.160 |
| 40           | 1:44.479 | 10.062 | 40           | 1:43.867 | 13.459 | 40           | 1:44.310 | 18.541 | 40            | 1:44.606 | 24.332 | 40            | 1:44.863 | 31.148 |
| 41           | 1:44.585 | 10.672 | 41           | 1:43.953 | 14.185 | 41           | 1:44.429 | 19.219 | 41            | 1:44.786 | 25.134 | 41            | 1:44.862 | 31.708 |





**Circuit de Barcelona**  
**Formula Regional European Championship**  
**Race - 2**  
**Analysis by Lap**



| Num | Lap Time | Gap |
|-----|----------|-----|
|-----|----------|-----|

**Lap 16**

|    |          |        |
|----|----------|--------|
| 6  | 1:42.749 |        |
| 62 | 1:43.062 | 00.830 |
| 3  | 1:42.732 | 03.588 |
| 14 | 1:43.037 | 05.991 |
| 5  | 1:43.068 | 06.546 |
| 10 | 1:43.214 | 19.080 |
| 15 | 1:43.969 | 21.441 |
| 33 | 1:43.927 | 21.812 |
| 55 | 1:43.936 | 25.347 |
| 40 | 1:45.289 | 33.688 |
| 41 | 1:45.603 | 34.562 |

| Num | Lap Time | Gap |
|-----|----------|-----|
|-----|----------|-----|

**Lap 17**

|    |          |        |
|----|----------|--------|
| 6  | 1:42.917 |        |
| 62 | 1:42.778 | 00.691 |
| 3  | 1:42.845 | 03.516 |
| 14 | 1:42.964 | 06.038 |
| 5  | 1:43.092 | 06.721 |
| 10 | 1:43.234 | 19.397 |
| 15 | 1:44.034 | 22.558 |
| 33 | 1:44.064 | 22.959 |
| 55 | 1:43.842 | 26.272 |
| 40 | 1:45.527 | 36.298 |
| 41 | 1:45.614 | 37.259 |

| Num | Lap Time | Gap |
|-----|----------|-----|
|-----|----------|-----|

**Lap 18**

|    |          |        |
|----|----------|--------|
| 6  | 1:43.182 |        |
| 62 | 1:43.000 | 00.509 |
| 3  | 1:42.916 | 03.250 |
| 14 | 1:43.667 | 06.523 |
| 5  | 1:43.167 | 06.706 |
| 10 | 1:43.613 | 19.828 |
| 15 | 1:44.060 | 23.436 |
| 33 | 1:44.040 | 23.817 |
| 55 | 1:43.998 | 27.088 |
| 40 | 1:45.005 | 38.121 |
| 41 | 1:45.784 | 39.861 |

| Num | Lap Time | Gap |
|-----|----------|-----|
|-----|----------|-----|

**Lap 19**

|    |          |        |
|----|----------|--------|
| 6  | 1:43.151 |        |
| 62 | 1:43.099 | 00.457 |
| 3  | 1:43.096 | 03.195 |
| 5  | 1:42.907 | 06.462 |
| 14 | 1:44.710 | 08.082 |
| 10 | 1:44.190 | 20.867 |
| 33 | 1:44.463 | 25.129 |
| 15 | 1:45.418 | 25.703 |
| 55 | 1:43.788 | 27.725 |
| 40 | 1:45.703 | 40.673 |
| 41 | 1:46.149 | 42.859 |



**Circuito de Barcelona**  
**Formula Regional European Championship**  
**Race - 2**  
**Best Sectors Results**



| Sector - 1 |    |                     | Sector - 2 |    |                     | Sector - 3 |    |                     | Ideal Lap vs Best Lap |      |    |                     |           |          |      |
|------------|----|---------------------|------------|----|---------------------|------------|----|---------------------|-----------------------|------|----|---------------------|-----------|----------|------|
| Clas       | Nº | Driver              | Time       | Nº | Driver              | Time       | Nº | Driver              | Time                  | Clas | Nº | Driver              | Ideal Lap | Best Lap | Clas |
| 1          | 5  | Patrick Pasma       | 29.667     | 6  | Oliver Rasmussen    | 38.728     | 62 | Dennis Hauger       | 33.528                | 1    | 6  | Oliver Rasmussen    | 1:42.107  | 1:42.238 | 1    |
| 2          | 14 | Arthur Leclerc      | 29.686     | 14 | Arthur Leclerc      | 38.748     | 6  | Oliver Rasmussen    | 33.575                | 2    | 62 | Dennis Hauger       | 1:42.139  | 1:42.362 | 2    |
| 3          | 62 | Dennis Hauger       | 29.774     | 3  | Pierre-Louis Chovet | 38.800     | 5  | Patrick Pasma       | 33.626                | 3    | 14 | Arthur Leclerc      | 1:42.200  | 1:42.390 | 4    |
| 4          | 3  | Pierre-Louis Chovet | 29.781     | 62 | Dennis Hauger       | 38.837     | 3  | Pierre-Louis Chovet | 33.712                | 4    | 5  | Patrick Pasma       | 1:42.273  | 1:42.434 | 5    |
| 5          | 6  | Oliver Rasmussen    | 29.804     | 5  | Patrick Pasma       | 38.980     | 14 | Arthur Leclerc      | 33.766                | 5    | 3  | Pierre-Louis Chovet | 1:42.293  | 1:42.371 | 3    |
| 6          | 33 | Henrion Gillian     | 29.946     | 10 | Gianluca Petecof    | 39.066     | 10 | Gianluca Petecof    | 33.831                | 6    | 10 | Gianluca Petecof    | 1:42.880  | 1:43.189 | 6    |
| 7          | 10 | Gianluca Petecof    | 29.983     | 33 | Henrion Gillian     | 39.154     | 15 | Matteo Nannini      | 33.904                | 7    | 33 | Henrion Gillian     | 1:43.123  | 1:43.385 | 8    |
| 8          | 41 | Emidio Pesce        | 29.985     | 15 | Matteo Nannini      | 39.224     | 33 | Henrion Gillian     | 34.023                | 8    | 15 | Matteo Nannini      | 1:43.164  | 1:43.316 | 7    |
| 9          | 15 | Matteo Nannini      | 30.036     | 55 | Jamie Laura Chadwi  | 39.237     | 55 | Jamie Laura Chadwi  | 34.075                | 9    | 55 | Jamie Laura Chadwi  | 1:43.365  | 1:43.670 | 9    |
| 10         | 40 | Konsta Lappalainen  | 30.037     | 40 | Konsta Lappalainen  | 39.306     | 40 | Konsta Lappalainen  | 34.225                | 10   | 41 | Emidio Pesce        | 1:43.558  | 1:43.698 | 11   |
| 11         | 55 | Jamie Laura Chadwi  | 30.053     | 41 | Emidio Pesce        | 39.322     | 41 | Emidio Pesce        | 34.251                | 11   | 40 | Konsta Lappalainen  | 1:43.568  | 1:43.687 | 10   |



Circuit de Barcelona  
Formula Regional European Championship  
Race - 2  
Leader Sequence



| <u>Nº</u> | <u>Driver</u>    | <u>Nat</u> | <u>Competitor</u> | <u>Nat</u> | <u>Rookie</u> | <u>Start Lap</u> | <u>End Lap</u> | <u>Laps</u> | <u>Total Laps</u> |
|-----------|------------------|------------|-------------------|------------|---------------|------------------|----------------|-------------|-------------------|
| 6         | Oliver Rasmussen | DNK        | Prema Powerteam   | ITA        | R             | 1                | 19             | 19          | 19                |



**Circuito de Barcelona**  
**Formula Regional European Championship**  
**Race - 2**  
**Best 5 Lap Times**



| Cls | Nº | Driver               | Nat | Competitor               | Nat | Rookie | Cls | Best 1          |     | Best 2   |     | Best 3   |     | Best 4   |     | Best 5   |     |
|-----|----|----------------------|-----|--------------------------|-----|--------|-----|-----------------|-----|----------|-----|----------|-----|----------|-----|----------|-----|
|     |    |                      |     |                          |     |        |     | Time            | Lap | Time     | Lap | Time     | Lap | Time     | Lap | Time     | Lap |
| 1   | 6  | Oliver Rasmussen     | DNK | Prema Powerteam          | ITA | R      | 1   | <b>1:42.238</b> | 10  | 1:42.376 | 14  | 1:42.501 | 7   | 1:42.571 | 6   | 1:42.593 | 9   |
| 2   | 62 | Dennis Hauger        | NOR | Van Amersfoort Racing    | NLD |        |     | <b>1:42.362</b> | 10  | 1:42.369 | 15  | 1:42.555 | 6   | 1:42.569 | 9   | 1:42.576 | 13  |
| 3   | 3  | Pierre-Louis Chovet  | FRA | Van Amersfoort Racing    | NLD | R      | 2   | <b>1:42.371</b> | 5   | 1:42.501 | 7   | 1:42.514 | 6   | 1:42.564 | 15  | 1:42.587 | 8   |
| 4   | 14 | Arthur Leclerc       | MC  | Prema Powerteam          | ITA | R      | 3   | <b>1:42.390</b> | 6   | 1:42.594 | 7   | 1:42.661 | 14  | 1:42.731 | 13  | 1:42.756 | 12  |
| 5   | 5  | Patrick Pasma        | FIN | Kic Motorsport           | FIN |        |     | <b>1:42.434</b> | 7   | 1:42.560 | 8   | 1:42.579 | 13  | 1:42.612 | 6   | 1:42.614 | 10  |
| 6   | 10 | Gianluca Petecof     | BRA | Prema Powerteam          | ITA | R      | 4   | <b>1:43.189</b> | 11  | 1:43.214 | 16  | 1:43.234 | 17  | 1:43.247 | 15  | 1:43.317 | 12  |
| 7   | 15 | Matteo Nannini       | ITA | Monolite Racing          | ITA |        |     | <b>1:43.316</b> | 12  | 1:43.427 | 13  | 1:43.440 | 11  | 1:43.457 | 5   | 1:43.465 | 6   |
| 8   | 33 | Henrion Gillian      | FRA | Gillian Track Events GTE | FRA | R      | 5   | <b>1:43.385</b> | 12  | 1:43.385 | 13  | 1:43.433 | 5   | 1:43.446 | 11  | 1:43.464 | 14  |
| 9   | 55 | Jamie Laura Chadwick | GBR | Prema Powerteam          | ITA |        |     | <b>1:43.670</b> | 4   | 1:43.703 | 5   | 1:43.731 | 13  | 1:43.732 | 7   | 1:43.763 | 11  |
| 10  | 40 | Konsta Lappalainen   | FIN | Kic Motorsport           | FIN |        |     | <b>1:43.687</b> | 5   | 1:43.867 | 6   | 1:43.978 | 4   | 1:44.227 | 8   | 1:44.310 | 9   |
| 11  | 41 | Emidio Pesce         | ITA | DR Formula RP Motorsport | PRT | R      | 6   | <b>1:43.698</b> | 5   | 1:43.953 | 6   | 1:43.997 | 4   | 1:44.081 | 7   | 1:44.231 | 10  |



**Circuito de Barcelona**  
**Formula Regional European Championship**  
**Race - 2**  
**Best 5 Top Speeds**



| Cls | Nº | Driver               | Nat | Competitor               | Nat | Rookie | Cls | Top 1 |     | Top 2 |     | Top 3 |     | Top 4 |     | Top 5 |     | Avg   |
|-----|----|----------------------|-----|--------------------------|-----|--------|-----|-------|-----|-------|-----|-------|-----|-------|-----|-------|-----|-------|
|     |    |                      |     |                          |     |        |     | Km/h  | Lap | Km/h  | Lap | Km/h  | Lap | Km/h  | Lap | Km/h  | Lap |       |
| 1   | 40 | Konsta Lappalainen   | FIN | Kic Motorsport           | FIN |        |     | 251.1 | 3   | 247.7 | 2   | 247.7 | 4   | 247.1 | 5   | 246.5 | 7   | 248.0 |
| 2   | 5  | Patrick Pasma        | FIN | Kic Motorsport           | FIN |        |     | 249.4 | 9   | 249.4 | 11  | 248.8 | 14  | 248.8 | 15  | 248.8 | 16  | 249.0 |
| 3   | 10 | Gianluca Petecof     | BRA | Prema Powerteam          | ITA | R      | 1   | 249.4 | 7   | 248.2 | 5   | 248.2 | 6   | 247.7 | 9   | 247.7 | 15  | 248.2 |
| 4   | 33 | Henrion Gillian      | FRA | Gillian Track Events GTE | FRA | R      | 2   | 249.4 | 7   | 249.4 | 17  | 248.8 | 8   | 248.2 | 3   | 248.2 | 19  | 248.8 |
| 5   | 3  | Pierre-Louis Chovet  | FRA | Van Amersfoort Racing    | NLD | R      | 3   | 247.7 | 2   | 246.5 | 3   | 246.0 | 4   | 244.3 | 19  | 243.7 | 17  | 245.6 |
| 6   | 41 | Emidio Pesce         | ITA | DR Formula RP Motorsport | PRT | R      | 4   | 247.1 | 8   | 246.5 | 15  | 246.0 | 3   | 246.0 | 10  | 246.0 | 11  | 246.3 |
| 7   | 62 | Dennis Hauger        | NOR | Van Amersfoort Racing    | NLD |        |     | 246.5 | 16  | 246.5 | 19  | 246.0 | 7   | 246.0 | 14  | 245.4 | 4   | 246.1 |
| 8   | 15 | Matteo Nannini       | ITA | Monolite Racing          | ITA |        |     | 244.3 | 16  | 244.3 | 17  | 243.7 | 18  | 243.2 | 3   | 243.2 | 19  | 243.7 |
| 9   | 14 | Arthur Leclerc       | MC  | Prema Powerteam          | ITA | R      | 5   | 243.2 | 9   | 243.2 | 12  | 242.6 | 8   | 242.6 | 15  | 242.6 | 16  | 242.9 |
| 10  | 55 | Jamie Laura Chadwick | GBR | Prema Powerteam          | ITA |        |     | 243.2 | 2   | 243.2 | 3   | 243.2 | 4   | 243.2 | 5   | 243.2 | 18  | 243.2 |
| 11  | 6  | Oliver Rasmussen     | DNK | Prema Powerteam          | ITA | R      | 6   | 240.0 | 14  | 239.4 | 15  | 239.4 | 17  | 239.4 | 18  | 238.9 | 6   | 239.4 |



Circuito de Barcelona  
Formula Regional European Championship  
Race - 2  
Fastest Laps Sequence



| Lap | Time of Day  | Session Time | Nº | Driver              | Nat | Competitor            | Nat | Rookie | Time     | Km/h  |
|-----|--------------|--------------|----|---------------------|-----|-----------------------|-----|--------|----------|-------|
| 2   | 17:06:23.581 | 3:29.581     | 6  | Oliver Rasmussen    | DNK | Prema Powerteam       | ITA | R      | 1:42.839 | 162.9 |
| 2   | 17:06:24.173 | 3:30.173     | 62 | Dennis Hauger       | NOR | Van Amersfoort Racing | NLD |        | 1:42.755 | 163.0 |
| 4   | 17:09:49.259 | 6:55.259     | 6  | Oliver Rasmussen    | DNK | Prema Powerteam       | ITA | R      | 1:42.739 | 163.1 |
| 4   | 17:09:52.228 | 6:58.228     | 3  | Pierre-Louis Chovet | FRA | Van Amersfoort Racing | NLD | R      | 1:42.656 | 163.2 |
| 5   | 17:11:34.598 | 8:40.598     | 3  | Pierre-Louis Chovet | FRA | Van Amersfoort Racing | NLD | R      | 1:42.371 | 163.6 |
| 10  | 17:20:04.684 | 17:10.684    | 6  | Oliver Rasmussen    | DNK | Prema Powerteam       | ITA | R      | 1:42.238 | 163.9 |



**Circuito de Barcelona**  
**Formula Regional European Championship**  
**Race - 2**  
**Event Best Maximum Speed**



| <b>Nº</b> | <b>Driver</b>        | <b>Nat</b> | <b>Competitor</b>        | <b>Nat</b> | <b>Rookie</b> | <b>Km/h</b> | <b>Session</b>    |
|-----------|----------------------|------------|--------------------------|------------|---------------|-------------|-------------------|
| 3         | Pierre-Louis Chovet  | FRA        | Van Amersfoort Racing    | NLD        | R             | 251.1       | Race - 1          |
| 40        | Konsta Lappalainen   | FIN        | Kic Motorsport           | FIN        |               | 251.1       | Race - 2          |
| 33        | Henrion Gillian      | FRA        | Gillian Track Events GTE | FRA        | R             | 249.4       | Race - 2          |
| 10        | Gianluca Petecof     | BRA        | Prema Powerteam          | ITA        | R             | 249.4       | Race - 2          |
| 5         | Patrick Pasma        | FIN        | Kic Motorsport           | FIN        |               | 249.4       | Race - 2          |
| 41        | Emidio Pesce         | ITA        | DR Formula RP Motorsport | PRT        | R             | 247.1       | Qualifying - 2    |
| 55        | Jamie Laura Chadwick | GBR        | Prema Powerteam          | ITA        |               | 246.5       | Free Practice - 2 |
| 62        | Dennis Hauger        | NOR        | Van Amersfoort Racing    | NLD        |               | 246.5       | Race - 2          |
| 15        | Matteo Nannini       | ITA        | Monolite Racing          | ITA        |               | 245.4       | Free Practice - 1 |
| 14        | Arthur Leclerc       | MCO        | Prema Powerteam          | ITA        | R             | 244.8       | Qualifying - 2    |
| 6         | Oliver Rasmussen     | DNK        | Prema Powerteam          | ITA        | R             | 244.3       | Free Practice - 2 |



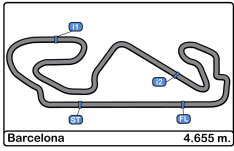
**Circuit de Barcelona**  
**Formula Regional European Championship**  
**Race - 2**  
**Lap Chart**



**LAP**

| Nr | Pos | Grid | 1  | 2  | 3  | 4  | 5  | 6  | 7  | 8  | 9  | 10 | 11 | 12 | 13 | 14 | 15 | 16 | 17 | 18 | 19 |    |
|----|-----|------|----|----|----|----|----|----|----|----|----|----|----|----|----|----|----|----|----|----|----|----|
| 62 | 1   | 62   | 6  | 6  | 6  | 6  | 6  | 6  | 6  | 6  | 6  | 6  | 6  | 6  | 6  | 6  | 6  | 6  | 6  | 6  | 6  |    |
| 3  | 2   | 3    | 62 | 62 | 62 | 62 | 62 | 62 | 62 | 62 | 62 | 62 | 62 | 62 | 62 | 62 | 62 | 62 | 62 | 62 | 62 | 62 |
| 6  | 3   | 6    | 14 | 14 | 14 | 3  | 3  | 3  | 3  | 3  | 3  | 3  | 3  | 3  | 3  | 3  | 3  | 3  | 3  | 3  | 3  | 3  |
| 14 | 4   | 14   | 3  | 3  | 3  | 14 | 14 | 14 | 14 | 14 | 14 | 14 | 14 | 14 | 14 | 14 | 14 | 14 | 14 | 14 | 14 | 5  |
| 10 | 5   | 10   | 5  | 5  | 5  | 5  | 5  | 5  | 5  | 5  | 5  | 5  | 5  | 5  | 5  | 5  | 5  | 5  | 5  | 5  | 5  | 14 |
| 5  | 6   | 5    | 15 | 15 | 15 | 15 | 15 | 15 | 15 | 15 | 15 | 15 | 15 | 15 | 15 | 15 | 10 | 10 | 10 | 10 | 10 | 10 |
| 15 | 7   | 15   | 55 | 33 | 33 | 33 | 33 | 33 | 33 | 33 | 33 | 10 | 10 | 10 | 10 | 10 | 15 | 15 | 15 | 15 | 33 | 33 |
| 40 | 8   | 40   | 33 | 10 | 10 | 10 | 10 | 10 | 10 | 10 | 10 | 33 | 33 | 33 | 33 | 33 | 33 | 33 | 33 | 33 | 33 | 15 |
| 33 | 9   | 33   | 10 | 55 | 55 | 55 | 55 | 55 | 55 | 55 | 55 | 55 | 55 | 55 | 55 | 55 | 55 | 55 | 55 | 55 | 55 | 55 |
| 55 | 10  | 55   | 40 | 40 | 40 | 40 | 40 | 40 | 40 | 40 | 40 | 40 | 40 | 40 | 40 | 40 | 40 | 40 | 40 | 40 | 40 | 40 |
| 41 | 11  | 41   | 41 | 41 | 41 | 41 | 41 | 41 | 41 | 41 | 41 | 41 | 41 | 41 | 41 | 41 | 41 | 41 | 41 | 41 | 41 | 41 |

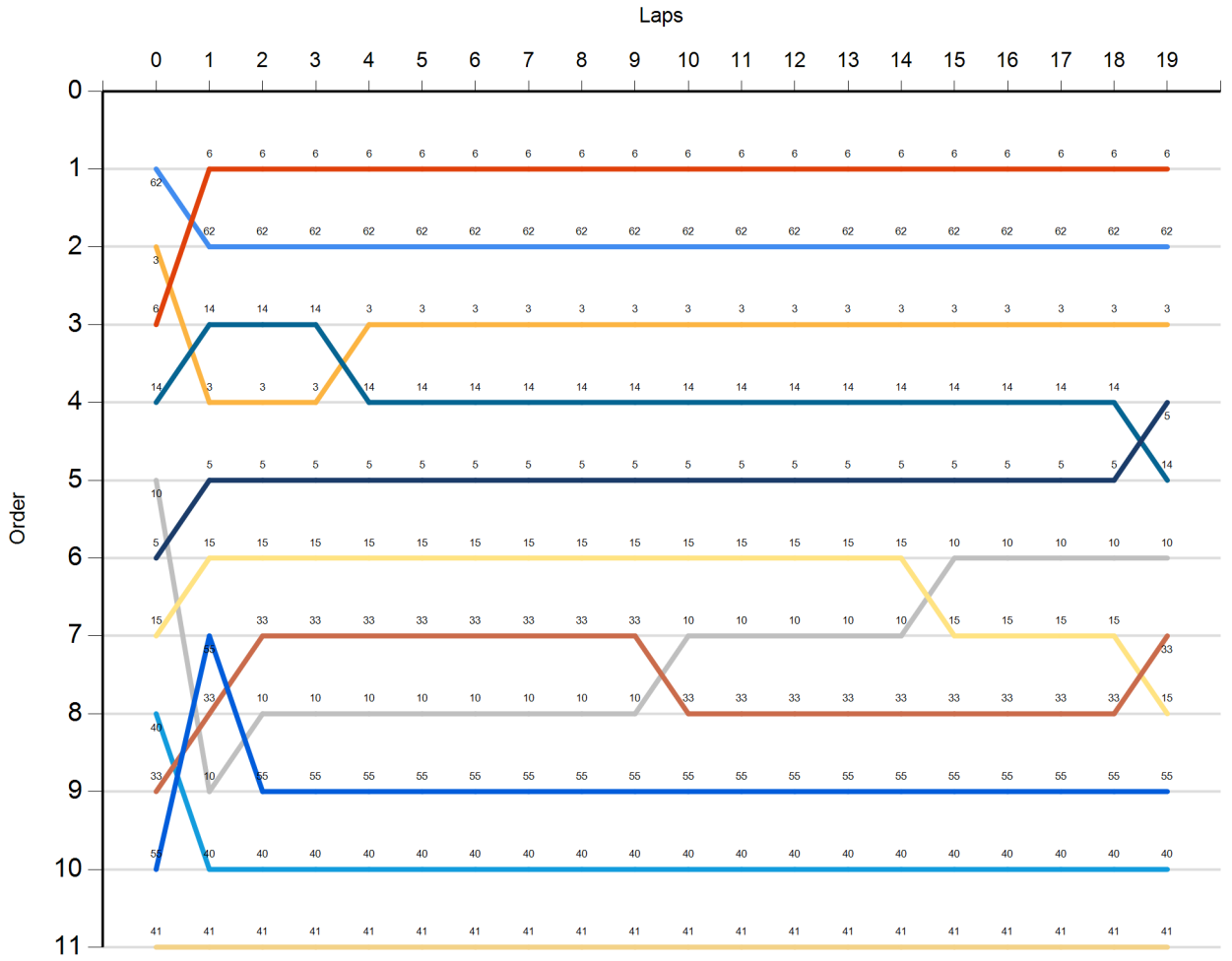


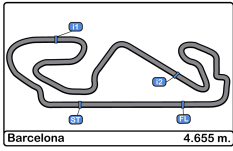


**Circuit de Barcelona**  
**Formula Regional European Championship**  
**Race - 2**  
**Graphic Lap Chart**



- 62
- 3
- 6
- 14
- 10
- 5
- 15
- 40
- 33
- 55
- 41

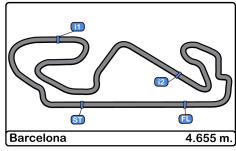




**Circuito de Barcelona**  
**Formula Regional European Championship**  
**Race - 2**  
**Pit Stop Analysis**



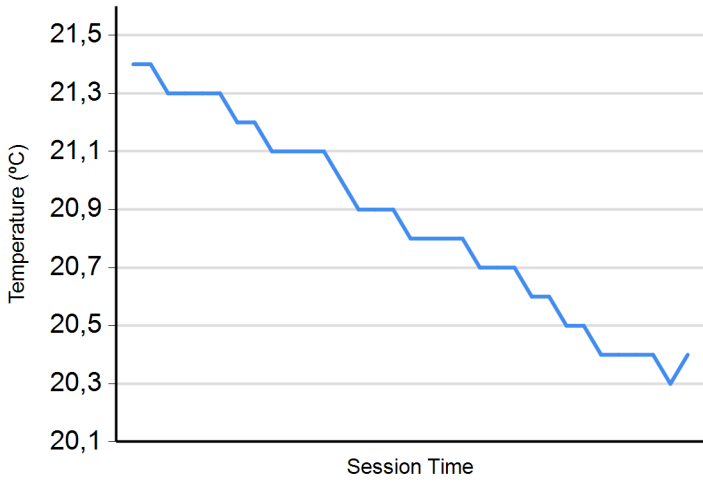
| <b>Nº</b> | <b>In</b> | <b>Day</b> | <b>Time</b> | <b>Driver</b> | <b>Nat</b> | <b>Competitor</b> | <b>Nat</b> | <b>In Time</b> | <b>Stop Nº</b> | <b>Pit Time</b> | <b>Handicap</b> | <b>Penalty</b> |
|-----------|-----------|------------|-------------|---------------|------------|-------------------|------------|----------------|----------------|-----------------|-----------------|----------------|
|-----------|-----------|------------|-------------|---------------|------------|-------------------|------------|----------------|----------------|-----------------|-----------------|----------------|



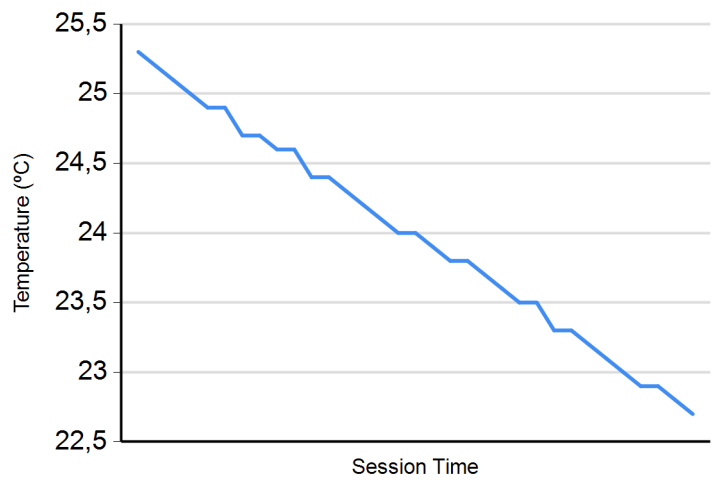
**Circuito de Barcelona**  
**Formula Regional European Championship**  
**Race - 2**  
**Weather Report**



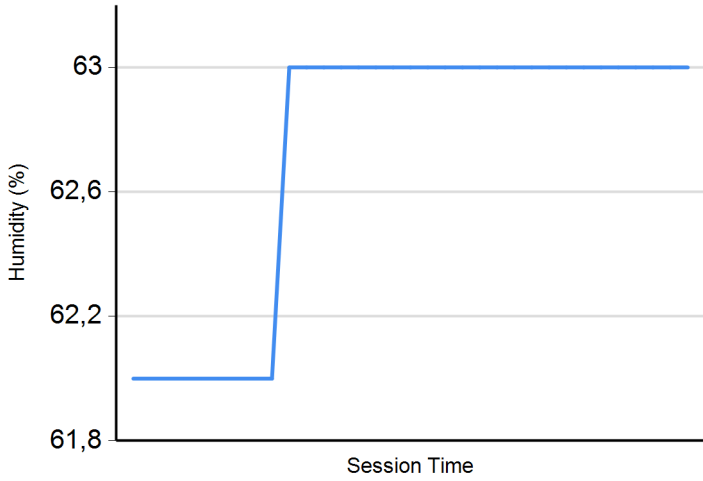
**Air Temperature**



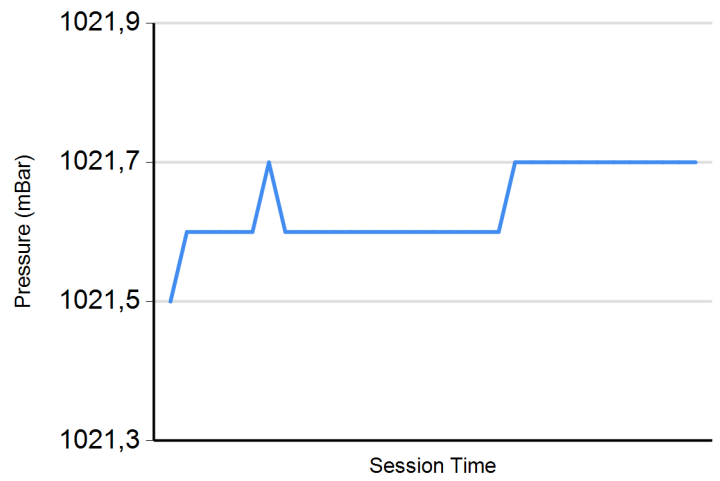
**Track Temperature**



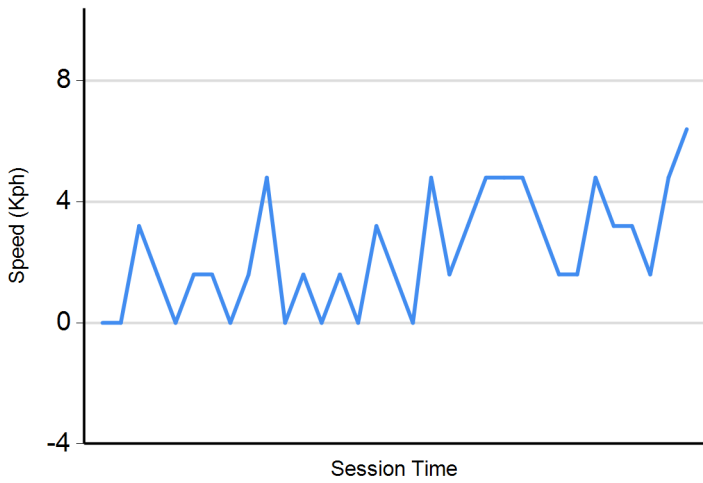
**Humidity**



**Pressure**



**Wind Speed**



**Wind direction**

North = 0°/360° Est = 90° South = 180° West = 270°

