



**Circuito de Barcelona**  
**Formula Regional European Championship**  
**Qualifying - 2**  
**Provisional Results**



Cls	Nº	Driver	Nat	Competitor	Nat	Rookie	Cls	Laps	Best	Time	Gap	Interval	Km/h
1	62	Dennis Hauger	NOR	Van Amersfoort Racing	NLD			8	4	1:40.642			166.5
2	3	Pierre-Louis Chovet	FRA	Van Amersfoort Racing	NLD	R	1	8	4	1:40.744	0.102	0.102	166.3
3	6	Oliver Rasmussen	DNK	Prema Powerteam	ITA	R	2	7	4	1:40.814	0.172	0.070	166.2
4	14	Arthur Leclerc	MCO	Prema Powerteam	ITA	R	3	8	6	1:40.979	0.337	0.165	165.9
5	10	Gianluca Petecof	BRA	Prema Powerteam	ITA	R	4	8	6	1:40.985	0.343	0.006	165.9
6	5	Patrick Pasma	FIN	Kic Motorsport	FIN			8	6	1:41.081	0.439	0.096	165.7
7	15	Matteo Nannini	ITA	Monolite Racing	ITA			7	6	1:41.142	0.500	0.061	165.6
8	40	Konsta Lappalainen	FIN	Kic Motorsport	FIN			8	6	1:41.540	0.898	0.398	165.0
9	33	Henrion Gillian	FRA	Gillian Track Events GTE	FRA	R	5	8	4	1:41.622	0.980	0.082	164.9
10	55	Jamie Laura Chadwick	GBR	Prema Powerteam	ITA			8	4	1:42.364	1.722	0.742	163.7
11	41	Emidio Pesce	ITA	DR Formula RP Motorsport	PRT	R	6	8	8	1:42.782	2.140	0.418	163.0

Published at:.....

Track Temp: **27.2 °C** Air Temp: **21.7 °C** Humidity: **59 %** Track Status: **DRY**

Stewards:

Race Director:

Timekeeper:



**Circuito de Barcelona**  
**Formula Regional European Championship**  
**Qualifying - 2**  
**Provisional Results by Class**



Cls	Nº	Driver	Nat	Competitor	Nat	Rookie	Laps	Best	Time	Gap	Interval	Km/h
1	62	Dennis Hauger	NOR	Van Amersfoort Racing	NLD		8	4	1:40.642			166.5
2	5	Patrick Pasma	FIN	Kic Motorsport	FIN		8	6	1:41.081	0.439	0.439	165.7
3	15	Matteo Nannini	ITA	Monolite Racing	ITA		7	6	1:41.142	0.500	0.061	165.6
4	40	Konsta Lappalainen	FIN	Kic Motorsport	FIN		8	6	1:41.540	0.898	0.398	165.0
5	55	Jamie Laura Chadwick	GBR	Prema Powerteam	ITA		8	4	1:42.364	1.722	0.824	163.7
<b>Rookie</b>												
1	3	Pierre-Louis Chovet	FRA	Van Amersfoort Racing	NLD	R	8	4	1:40.744			166.3
2	6	Oliver Rasmussen	DNK	Prema Powerteam	ITA	R	7	4	1:40.814	0.070	0.070	166.2
3	14	Arthur Leclerc	MCO	Prema Powerteam	ITA	R	8	6	1:40.979	0.235	0.165	165.9
4	10	Gianluca Petecof	BRA	Prema Powerteam	ITA	R	8	6	1:40.985	0.241	0.006	165.9
5	33	Henrion Gillian	FRA	Gillian Track Events GTE	FRA	R	8	4	1:41.622	0.878	0.637	164.9
6	41	Emidio Pesce	ITA	DR Formula RP Motorsport	PRT	R	8	8	1:42.782	2.038	1.160	163.0

Published at:.....

Track Temp: **27.2 °C** Air Temp: **21.7 °C** Humidity: **59 %** Track **DRY**

Stewards:

Race Director:

Timekeeper:



**Circuito de Barcelona**  
**Formula Regional European Championship**  
**Qualifying - 2**  
**Provisional 2 Fastest Lap Results**



Cls	Nº	Driver	Nat	Competitor	Nat	Rookie	Cls	Laps	Best	Time	Gap	Interval	Km/h
1	62	Dennis Hauger	NOR	Van Amersfoort Racing	NLD			8	8	<b>1:40.890</b>			166.5
2	3	Pierre-Louis Chovet	FRA	Van Amersfoort Racing	NLD	R	1	8	8	<b>1:40.944</b>	0.054	0.054	166.3
3	10	Gianluca Petecof	BRA	Prema Powerteam	ITA	R	2	8	8	<b>1:41.048</b>	0.158	0.104	165.9
4	6	Oliver Rasmussen	DNK	Prema Powerteam	ITA	R	3	7	6	<b>1:41.056</b>	0.166	0.008	166.2
5	14	Arthur Leclerc	MCO	Prema Powerteam	ITA	R	4	8	4	<b>1:41.175</b>	0.285	0.119	165.9
6	5	Patrick Pasma	FIN	Kic Motorsport	FIN			8	4	<b>1:41.189</b>	0.299	0.014	165.7
7	15	Matteo Nannini	ITA	Monolite Racing	ITA			7	4	<b>1:41.403</b>	0.513	0.214	165.6
8	40	Konsta Lappalainen	FIN	Kic Motorsport	FIN			8	4	<b>1:41.674</b>	0.784	0.271	165.0
9	33	Henrion Gillian	FRA	Gillian Track Events GTE	FRA	R	5	8	3	<b>1:42.012</b>	1.122	0.338	164.9
10	55	Jamie Laura Chadwick	GBR	Prema Powerteam	ITA			8	6	<b>1:42.623</b>	1.733	0.611	163.7
11	41	Emidio Pesce	ITA	DR Formula RP Motorsport	PRT	R	6	8	6	<b>1:43.019</b>	2.129	0.396	163.0

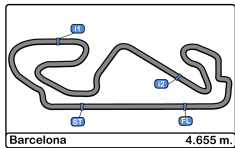
Published at:.....

Track Temp: **27.2 °C** Air Temp: **21.7 °C** Humidity: **59 %** Track Status: **DRY**

Stewards:

Race Director:

Timekeeper:



**Circuito de Barcelona**  
**Formula Regional European Championship**  
**Qualifying - 2**  
**Lap Analysis**



<b>3</b>	Pierre-Louis Chovet	F3 Tatuus 318 A.R.	<b>14</b>	Arthur Leclerc	F3 Tatuus 318 A.R.
	R	Van Amersfoort Racing		R	Prema Powerteam

Lap	D	Time	Sector 1	Sector 2	Sector 3	T. Spd	Elapsed	Lap	D	Time	Sector 1	Sector 2	Sector 3	T. Spd	Elapsed
1		16:25:45.806	16:24:21.557	46.205	38.044	153.8	16:25:45.806	1		16:25:56.020	16:24:34.647	44.719	36.654	162.6	16:25:56.020
2		1:50.434	33.515	42.073	34.846	213.8	16:27:36.240	2		1:50.130	31.050	40.866	38.214	230.7	16:27:46.150
3		1:41.470	29.624	38.543	33.303	241.0	16:29:17.710	3		1:44.327	30.112	39.307	34.908	241.0	16:29:30.477
4		<u>1:40.744</u>	<u>29.331</u>	<u>38.145</u>	33.268	241.0	16:30:58.454	4		1:41.175	<u>29.365</u>	38.360	33.450	241.6	16:31:11.652
5		1:55.006	35.140	44.076	35.790	228.8	16:32:53.460	5		1:47.917	30.982	41.008	35.927	244.8	16:32:59.569
6		1:40.955	29.466	38.252	<u>33.237</u>	241.6	16:34:34.415	6		<u>1:40.979</u>	29.408	<u>38.252</u>	<u>33.319</u>	241.6	16:34:40.548
7		1:51.399	34.296	41.725	35.378	241.0	16:36:25.814	7		1:48.732	31.369	41.840	35.523	241.0	16:36:29.280
8		1:40.944	29.419	38.282	33.243	243.2	16:38:06.758	8		1:41.194	29.554	38.281	33.359	241.6	16:38:10.474
9			34.685	45.284		243.2		9			35.104	47.249		242.6	

<b>5</b>	Patrick Pasma	F3 Tatuus 318 A.R.	<b>15</b>	Matteo Nannini	F3 Tatuus 318 A.R.
		Kic Motorsport			Monolite Racing

Lap	D	Time	Sector 1	Sector 2	Sector 3	T. Spd	Elapsed	Lap	D	Time	Sector 1	Sector 2	Sector 3	T. Spd	Elapsed
1		16:25:51.797	16:24:30.738	44.732	36.327	177.3	16:25:51.797	1		16:24:45.977	16:23:19.695	47.424	38.858	156.5	16:24:45.977
2		1:59.053	31.695	45.426	41.932	236.8	16:27:50.850	2		1:56.144	35.452	44.750	35.942	198.1	16:26:42.121
3		1:44.116	29.568	39.351	35.197	243.2	16:29:34.966	3		1:41.554	29.734	38.592	33.228	241.0	16:28:23.675
4		1:41.189	<u>29.342</u>	38.378	33.469	244.3	16:31:16.155	4		1:41.403	29.701	38.568	<u>33.134</u>	241.6	16:30:05.078
5		1:50.615	31.549	41.056	38.010	243.2	16:33:06.770	5		1:54.732	33.959	43.774	36.999	227.3	16:31:59.810
6		<u>1:41.081</u>	29.437	<u>38.373</u>	<u>33.271</u>	244.3	16:34:47.851	6		<u>1:41.142</u>	<u>29.562</u>	<u>38.437</u>	33.143	241.6	16:33:40.952
7		1:47.010	30.361	41.023	35.626	243.7	16:36:34.861	7		1:41.730	29.568	38.724	33.438	241.6	16:35:22.682
8		1:41.238	29.410	38.511	33.317	244.3	16:38:16.099	8			34.084	44.654		230.7	
9			35.209	44.148		205.3									

<b>6</b>	Oliver Rasmussen	F3 Tatuus 318 A.R.	<b>33</b>	Henrion Gillian	F3 Tatuus 318 A.R.
	R	Prema Powerteam		R	Gillian Track Events GTE

Lap	D	Time	Sector 1	Sector 2	Sector 3	T. Spd	Elapsed	Lap	D	Time	Sector 1	Sector 2	Sector 3	T. Spd	Elapsed
1		16:25:00.329	16:23:37.117	45.616	37.596	163.3	16:25:00.329	1		16:25:46.525	16:24:23.152	45.713	37.660	159.7	16:25:46.525
2		1:49.627	32.952	41.534	35.141	208.0	16:26:49.956	2		1:50.500	33.556	42.144	34.800	215.5	16:27:37.025
3		1:43.328	30.031	39.444	33.853	240.5	16:28:33.284	3		1:42.012	29.831	38.693	33.488	241.0	16:29:19.037
4		<u>1:40.814</u>	29.430	<u>38.116</u>	33.268	241.0	16:30:14.098	4		<u>1:41.622</u>	<u>29.651</u>	<u>38.584</u>	<u>33.387</u>	239.4	16:31:00.659
5		1:52.222	32.561	43.933	35.728	242.1	16:32:06.320	5		1:53.305	29.796	47.659	35.850	240.5	16:32:53.964
6		1:41.056	<u>29.371</u>	38.427	<u>33.258</u>	242.1	16:33:47.376	6		1:42.475	29.882	38.888	33.705	243.2	16:34:36.439
7		1:58.114	35.182	45.908	37.024	235.8	16:35:45.490	7		1:42.226	29.804	38.700	33.722	240.5	16:36:18.665
8			30.031	39.583		240.5		8		1:42.360	29.853	38.680	33.827	237.3	16:38:01.025
9								9			38.280	46.503		198.1	

<b>10</b>	Gianluca Petecof	F3 Tatuus 318 A.R.	<b>40</b>	Konsta Lappalainen	F3 Tatuus 318 A.R.
	R	Prema Powerteam			Kic Motorsport

Lap	D	Time	Sector 1	Sector 2	Sector 3	T. Spd	Elapsed	Lap	D	Time	Sector 1	Sector 2	Sector 3	T. Spd	Elapsed
1		16:24:40.813	16:23:17.301	46.328	37.184	174.4	16:24:40.813	1		16:25:49.024	16:24:27.881	44.043	37.100	172.8	16:25:49.024
2		1:50.010	32.836	42.640	34.534	234.7	16:26:30.823	2		1:53.550	33.037	41.561	38.952	236.3	16:27:42.574
3		1:41.702	29.819	38.565	33.318	241.6	16:28:12.525	3		1:46.208	<u>29.406</u>	38.764	38.038	245.4	16:29:28.782
4		1:41.092	<u>29.534</u>	38.382	33.176	241.0	16:29:53.617	4		1:41.674	29.435	38.704	<u>33.535</u>	245.4	16:31:10.456
5		1:54.254	34.121	43.952	36.181	228.3	16:31:47.871	5		1:53.723	33.452	42.999	37.272	244.8	16:33:04.179
6		<u>1:40.985</u>	29.549	38.345	<u>33.091</u>	240.0	16:33:28.856	6		<u>1:41.540</u>	29.525	<u>38.468</u>	33.547	245.4	16:34:45.719
7		1:51.321	32.608	43.806	34.907	240.5	16:35:20.177	7		1:50.686	31.444	42.911	36.331	244.8	16:36:36.405
8		1:41.048	29.627	<u>38.224</u>	33.197	240.0	16:37:01.225	8		1:41.729	29.604	38.533	33.592	244.8	16:38:18.134
9			29.558	38.405		241.0		9			36.131	46.036		211.7	



**Circuito de Barcelona**  
**Formula Regional European Championship**  
**Qualifying - 2**  
**Lap Analysis**



**41** Emidio Pesce F3 Tatuus 318 A.R.  
 R DR Formula RP Motorsport

Lap	D	Time	Sector 1	Sector 2	Sector 3	T. Spd	Elapsed
1		16:25:48.774	16:24:26.100	45.210	37.464	172.2	16:25:48.774
2		1:57.960	33.773	41.586	42.601	233.2	16:27:46.734
3		1:44.647	30.083	39.333	35.231	247.1	16:29:31.381
4		1:48.444	29.890	41.182	37.372	246.0	16:31:19.825
5		1:51.836	29.921	42.676	39.239	244.3	16:33:11.661
6		1:43.019	<u>29.772</u>	39.107	34.140	244.3	16:34:54.680
7		1:55.095	32.730	44.838	37.527	242.6	16:36:49.775
8		<u>1:42.782</u>	29.800	<u>38.915</u>	<u>34.067</u>	242.6	16:38:32.557
9			32.259	45.409		242.6	

**55** Jamie Laura Chadwick F3 Tatuus 318 A.R.  
 Prema Powerteam

Lap	D	Time	Sector 1	Sector 2	Sector 3	T. Spd	Elapsed
1		16:24:28.960	16:23:05.326	44.679	38.955	155.6	16:24:28.960
2		1:50.694	32.893	42.415	35.386	227.8	16:26:19.654
3		1:42.830	30.015	39.058	33.757	239.4	16:28:02.484
4		<u>1:42.364</u>	<u>29.780</u>	38.985	<u>33.599</u>	240.0	16:29:44.848
5		1:50.560	33.571	42.453	34.536	236.3	16:31:35.408
6		1:42.623	29.907	<u>38.798</u>	33.918	240.5	16:33:18.031
7		1:50.144	33.658	41.549	34.937	204.9	16:35:08.175
8		1:45.718	29.937	38.800	36.981	239.4	16:36:53.893
9			29.916	39.068		241.0	

**62** Dennis Hauger F3 Tatuus 318 A.R.  
 Van Amersfoort Racing

Lap	D	Time	Sector 1	Sector 2	Sector 3	T. Spd	Elapsed
1		16:25:48.166	16:24:25.364	44.556	38.246	169.5	16:25:48.166
2		1:52.793	32.746	41.957	38.090	237.3	16:27:40.959
3		1:46.676	29.723	41.079	35.874	243.2	16:29:27.635
4		<u>1:40.642</u>	29.367	<u>38.154</u>	<u>33.121</u>	243.2	16:31:08.277
5		1:54.675	34.998	42.693	36.984	238.4	16:33:02.952
6		1:40.997	<u>29.330</u>	38.395	33.272	246.0	16:34:43.949
7		1:49.283	32.885	40.850	35.548	236.3	16:36:33.232
8		1:40.890	29.359	38.258	33.273	244.8	16:38:14.122
9			37.874	45.862		216.8	



**Circuit de Barcelona**  
**Formula Regional European Championship**  
**Qualifying - 2**  
**Best Sectors Results**



Sector - 1				Sector - 2				Sector - 3				Ideal Lap vs Best Lap			
Clas	Nº	Driver	Time	Nº	Driver	Time	Nº	Driver	Time	Clas	Nº	Driver	Ideal Lap	Best Lap	Clas
1	62	Dennis Hauger	29.330	6	Oliver Rasmussen	38.116	10	Gianluca Petecof	33.091	1	62	Dennis Hauger	1:40.605	1:40.642	1
2	3	Pierre-Louis Chovet	29.331	3	Pierre-Louis Chovet	38.145	62	Dennis Hauger	33.121	2	3	Pierre-Louis Chovet	1:40.713	1:40.744	2
3	5	Patrick Pasma	29.342	62	Dennis Hauger	38.154	15	Matteo Nannini	33.134	3	6	Oliver Rasmussen	1:40.745	1:40.814	3
4	14	Arthur Leclerc	29.365	10	Gianluca Petecof	38.224	3	Pierre-Louis Chovet	33.237	4	10	Gianluca Petecof	1:40.849	1:40.985	5
5	6	Oliver Rasmussen	29.371	14	Arthur Leclerc	38.252	6	Oliver Rasmussen	33.258	5	14	Arthur Leclerc	1:40.936	1:40.979	4
6	40	Konsta Lappalainen	29.406	5	Patrick Pasma	38.373	5	Patrick Pasma	33.271	6	5	Patrick Pasma	1:40.986	1:41.081	6
7	10	Gianluca Petecof	29.534	15	Matteo Nannini	38.437	14	Arthur Leclerc	33.319	7	15	Matteo Nannini	1:41.133	1:41.142	7
8	15	Matteo Nannini	29.562	40	Konsta Lappalainen	38.468	33	Henrion Gillian	33.387	8	40	Konsta Lappalainen	1:41.409	1:41.540	8
9	33	Henrion Gillian	29.651	33	Henrion Gillian	38.584	40	Konsta Lappalainen	33.535	9	33	Henrion Gillian	1:41.622	1:41.622	9
10	41	Emidio Pesce	29.772	55	Jamie Laura Chadwi	38.798	55	Jamie Laura Chadwi	33.599	10	55	Jamie Laura Chadwi	1:42.177	1:42.364	10
11	55	Jamie Laura Chadwi	29.780	41	Emidio Pesce	38.915	41	Emidio Pesce	34.067	11	41	Emidio Pesce	1:42.754	1:42.782	11



**Circuito de Barcelona**  
**Formula Regional European Championship**  
**Qualifying - 2**  
**Best 5 Lap Times**



Cls	Nº	Driver	Nat	Competitor	Nat	Rookie	Cls	Best 1		Best 2		Best 3		Best 4		Best 5	
								Time	Lap	Time	Lap	Time	Lap	Time	Lap	Time	Lap
1	62	Dennis Hauger	NOR	Van Amersfoort Racing	NLD			<b>1:40.642</b>	4	1:40.890	8	1:40.997	6	1:46.676	3	1:49.283	7
2	3	Pierre-Louis Chovet	FRA	Van Amersfoort Racing	NLD	R	1	<b>1:40.744</b>	4	1:40.944	8	1:40.955	6	1:41.470	3	1:50.434	2
3	6	Oliver Rasmussen	DNK	Prema Powerteam	ITA	R	2	<b>1:40.814</b>	4	1:41.056	6	1:43.328	3	1:49.627	2	1:52.222	5
4	14	Arthur Leclerc	MC	Prema Powerteam	ITA	R	3	<b>1:40.979</b>	6	1:41.175	4	1:41.194	8	1:44.327	3	1:47.917	5
5	10	Gianluca Petecof	BRA	Prema Powerteam	ITA	R	4	<b>1:40.985</b>	6	1:41.048	8	1:41.092	4	1:41.702	3	1:50.010	2
6	5	Patrick Pasma	FIN	Kic Motorsport	FIN			<b>1:41.081</b>	6	1:41.189	4	1:41.238	8	1:44.116	3	1:47.010	7
7	15	Matteo Nannini	ITA	Monolite Racing	ITA			<b>1:41.142</b>	6	1:41.403	4	1:41.554	3	1:41.730	7	1:54.732	5
8	40	Konsta Lappalainen	FIN	Kic Motorsport	FIN			<b>1:41.540</b>	6	1:41.674	4	1:41.729	8	1:46.208	3	1:50.686	7
9	33	Henrion Gillian	FRA	Gillian Track Events GTE	FRA	R	5	<b>1:41.622</b>	4	1:42.012	3	1:42.226	7	1:42.360	8	1:42.475	6
10	55	Jamie Laura Chadwick	GBR	Prema Powerteam	ITA			<b>1:42.364</b>	4	1:42.623	6	1:42.830	3	1:45.718	8	1:50.144	7
11	41	Emidio Pesce	ITA	DR Formula RP Motorsport	PRT	R	6	<b>1:42.782</b>	8	1:43.019	6	1:44.647	3	1:48.444	4	1:51.836	5



**Circuito de Barcelona**  
**Formula Regional European Championship**  
**Qualifying - 2**  
**Best 5 Top Speeds**



Cls	Nº	Driver	Nat	Competitor	Nat	Rookie	Cls	Top 1		Top 2		Top 3		Top 4		Top 5		Avg
								Km/h	Lap	Km/h	Lap	Km/h	Lap	Km/h	Lap	Km/h	Lap	
1	41	Emidio Pesce	ITA	DR Formula RP Motorsport	PRT	R	1	247.1	3	246.0	4	244.3	5	244.3	6	242.6	7	244.9
2	62	Dennis Hauger	NOR	Van Amersfoort Racing	NLD			246.0	6	244.8	8	243.2	3	243.2	4	238.4	5	243.1
3	40	Konsta Lappalainen	FIN	Kic Motorsport	FIN			245.4	3	245.4	4	245.4	6	244.8	5	244.8	7	245.2
4	14	Arthur Leclerc	MC	Prema Powerteam	ITA	R	2	244.8	5	242.6	9	241.6	4	241.6	6	241.6	8	242.4
5	5	Patrick Pasma	FIN	Kic Motorsport	FIN			244.3	4	244.3	6	244.3	8	243.7	7	243.2	3	244.0
6	3	Pierre-Louis Chovet	FRA	Van Amersfoort Racing	NLD	R	3	243.2	8	243.2	9	241.6	6	241.0	3	241.0	4	242.0
7	33	Henrion Gillian	FRA	Gillian Track Events GTE	FRA	R	4	243.2	6	241.0	3	240.5	5	240.5	7	239.4	4	240.9
8	6	Oliver Rasmussen	DNK	Prema Powerteam	ITA	R	5	242.1	5	242.1	6	241.0	4	240.5	3	240.5	8	241.2
9	10	Gianluca Petecof	BRA	Prema Powerteam	ITA	R	6	241.6	3	241.0	4	241.0	9	240.5	7	240.0	6	240.8
10	15	Matteo Nannini	ITA	Monolite Racing	ITA			241.6	4	241.6	6	241.6	7	241.0	3	230.7	8	239.3
11	55	Jamie Laura Chadwick	GBR	Prema Powerteam	ITA			241.0	9	240.5	6	240.0	4	239.4	3	239.4	8	240.1





Circuito de Barcelona  
Formula Regional European Championship  
Qualifying - 2  
Fastest Laps Sequence



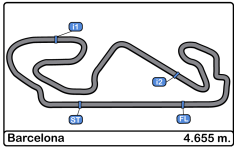
Lap	Time of Day	Session Time	Nº	Driver	Nat	Competitor	Nat	Rookie	Time	Km/h
2	16:26:19.654	4:19.654	55	Jamie Laura Chadwick	GBR	Prema Powerteam	ITA		1:50.694	151.3
2	16:26:30.823	4:30.823	10	Gianluca Petecof	BRA	Prema Powerteam	ITA	R	1:50.010	152.3
2	16:26:49.956	4:49.956	6	Oliver Rasmussen	DNK	Prema Powerteam	ITA	R	1:49.627	152.8
3	16:28:02.484	6:02.484	55	Jamie Laura Chadwick	GBR	Prema Powerteam	ITA		1:42.830	162.9
3	16:28:12.525	6:12.525	10	Gianluca Petecof	BRA	Prema Powerteam	ITA	R	1:41.702	164.7
3	16:28:23.675	6:23.675	15	Matteo Nannini	ITA	Monolite Racing	ITA		1:41.554	165.0
3	16:29:17.710	7:17.710	3	Pierre-Louis Chovet	FRA	Van Amersfoort Racing	NLD	R	1:41.470	165.1
4	16:29:53.617	7:53.617	10	Gianluca Petecof	BRA	Prema Powerteam	ITA	R	1:41.092	165.7
4	16:30:14.098	8:14.098	6	Oliver Rasmussen	DNK	Prema Powerteam	ITA	R	1:40.814	166.2
4	16:30:58.454	8:58.454	3	Pierre-Louis Chovet	FRA	Van Amersfoort Racing	NLD	R	1:40.744	166.3
4	16:31:08.277	9:08.277	62	Dennis Hauger	NOR	Van Amersfoort Racing	NLD		1:40.642	166.5



**Circuito de Barcelona**  
**Formula Regional European Championship**  
**Qualifying - 2**  
**Event Best Maximum Speed**

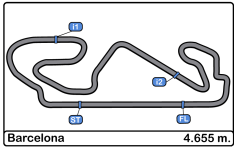


<b>Nº</b>	<b>Driver</b>	<b>Nat</b>	<b>Competitor</b>	<b>Nat</b>	<b>Rookie</b>	<b>Km/h</b>	<b>Session</b>
40	Konsta Lappalainen	FIN	Kic Motorsport	FIN		247.7	Free Practice - 1
41	Emidio Pesce	ITA	DR Formula RP Motorsport	PRT	R	247.1	Qualifying - 2
55	Jamie Laura Chadwick	GBR	Prema Powerteam	ITA		246.5	Free Practice - 2
5	Patrick Pasma	FIN	Kic Motorsport	FIN		246.0	Free Practice - 1
62	Dennis Hauger	NOR	Van Amersfoort Racing	NLD		246.0	Qualifying - 2
15	Matteo Nannini	ITA	Monolite Racing	ITA		245.4	Free Practice - 1
14	Arthur Leclerc	MCO	Prema Powerteam	ITA	R	244.8	Qualifying - 2
6	Oliver Rasmussen	DNK	Prema Powerteam	ITA	R	244.3	Free Practice - 2
3	Pierre-Louis Chovet	FRA	Van Amersfoort Racing	NLD	R	243.7	Free Practice - 2
33	Henrion Gillian	FRA	Gillian Track Events GTE	FRA	R	243.2	Qualifying - 2
10	Gianluca Petecof	BRA	Prema Powerteam	ITA	R	242.1	Free Practice - 2



**Circuito de Barcelona**  
**Formula Regional European Championship**  
**Qualifying - 2**  
**Pit Stop Analysis**

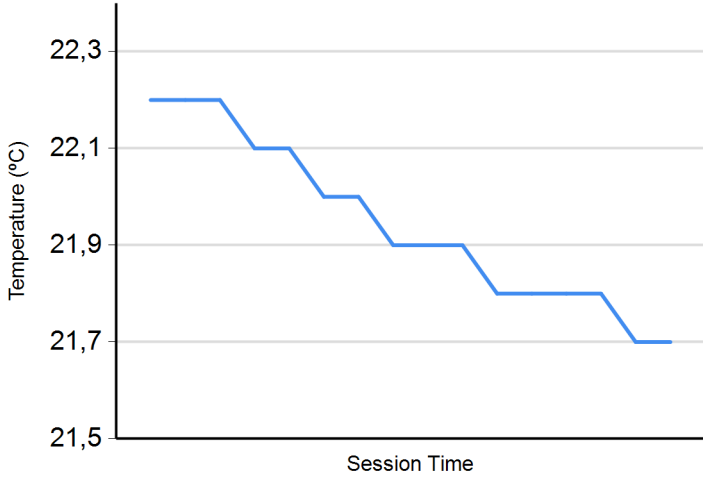




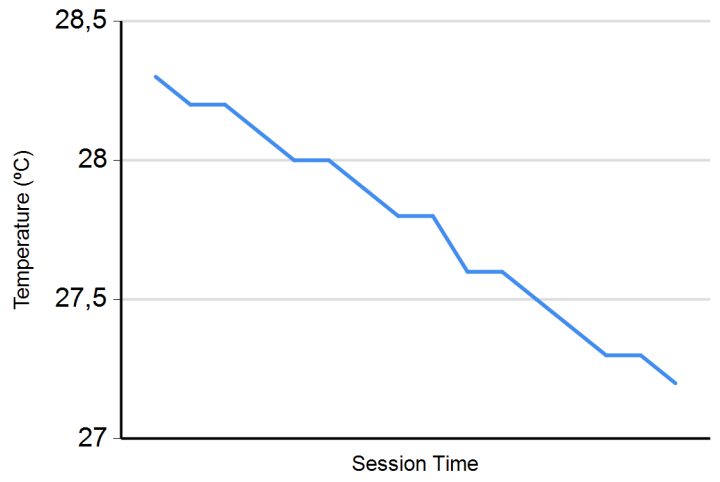
**Circuito de Barcelona**  
**Formula Regional European Championship**  
**Qualifying - 2**  
**Weather Report**



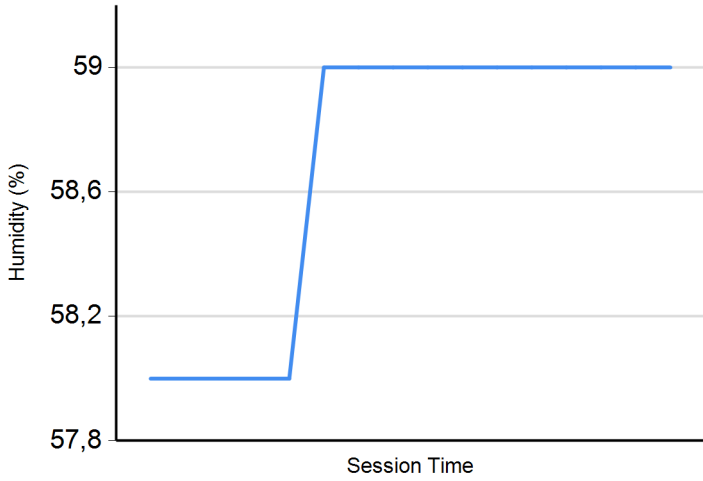
**Air Temperature**



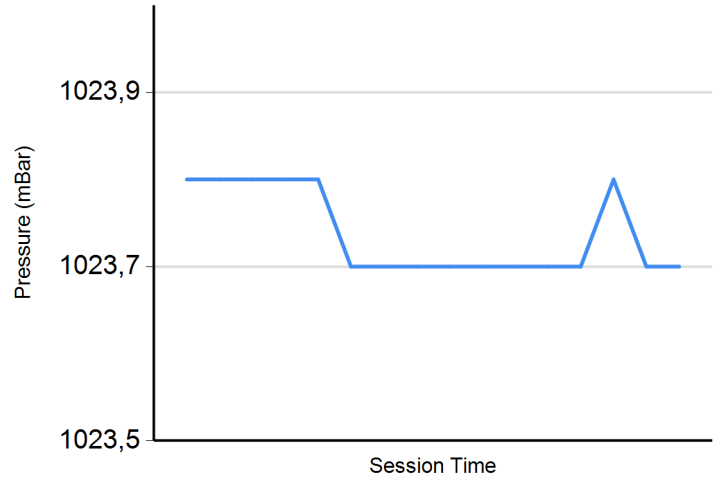
**Track Temperature**



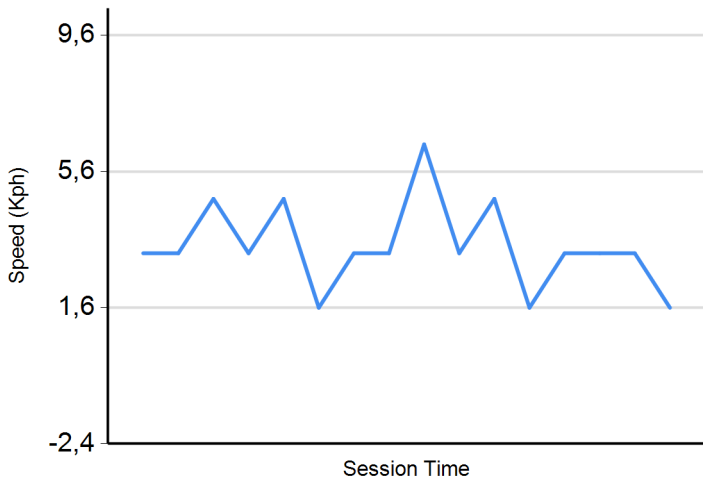
**Humidity**



**Pressure**

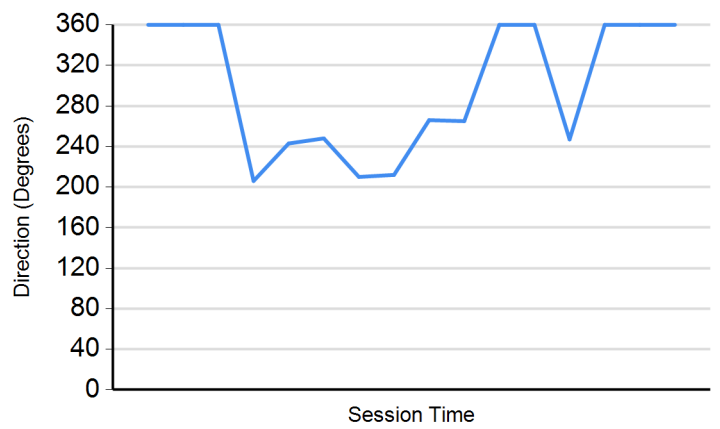


**Wind Speed**



**Wind direction**

North = 0°/360° Est = 90° South = 180° West = 270°






**Circuito de Barcelona**  
**Formula Regional European Championship**  
**Qualifying 1 - 2**  
**Final 2 Fastest Lap Results**



Cls	Nº	Driver	Nat	Competitor	Nat	Rookie	Cls	Laps	Qualifying - 1	Qualifying - 2	Best	Gap	Interval	Km/h		
1	62	Dennis Hauger	NOR	Van Amersfoort Racing	NLD			16	1:41.064	6	<b>1:40.890</b>	4	<b>1:40.890</b>		166.1	
2	3	Pierre-Louis Chovet	FRA	Van Amersfoort Racing	NLD	R	1	16	1:41.011	6	<b>1:40.944</b>	4	<b>1:40.944</b>	0.054	0.054	166.0
3	10	Gianluca Petecof	BRA	Prema Powerteam	ITA	R	2	17	1:41.798	4	<b>1:41.048</b>	6	<b>1:41.048</b>	0.158	0.104	165.8
4	6	Oliver Rasmussen	DNK	Prema Powerteam	ITA	R	3	16	1:41.521	8	<b>1:41.056</b>	4	<b>1:41.056</b>	0.166	0.008	165.8
5	14	Arthur Leclerc	MC	Prema Powerteam	ITA	R	4	17	1:41.448	6	<b>1:41.175</b>	6	<b>1:41.175</b>	0.285	0.119	165.6
6	5	Patrick Pasma	FIN	Kic Motorsport	FIN			16	1:41.430	4	<b>1:41.189</b>	6	<b>1:41.189</b>	0.299	0.014	165.6
7	15	Matteo Nannini	ITA	Monolite Racing	ITA			16	1:41.679	6	<b>1:41.403</b>	6	<b>1:41.403</b>	0.513	0.214	165.2
8	40	Konsta Lappalainen	FIN	Kic Motorsport	FIN			16	1:41.934	6	<b>1:41.674</b>	6	<b>1:41.674</b>	0.784	0.271	164.8
9	33	Henrion Gillian	FRA	Gillian Track Events GTE	FRA	R	5	17	1:42.826	4	<b>1:42.012</b>	4	<b>1:42.012</b>	1.122	0.338	164.2
10	55	Jamie Laura Chadwick	GBR	Prema Powerteam	ITA			17	1:43.033	6	<b>1:42.623</b>	4	<b>1:42.623</b>	1.733	0.611	163.2
11	41	Emidio Pesce	ITA	DR Formula RP Motorsport	PRT	R	6	15	<b>1:42.668</b>	4	1:43.019	8	<b>1:42.668</b>	1.778	0.045	163.2

Published at:.....

<b>Stewards:</b>	<b>Race Director:</b>	<b>Timekeeper:</b> 
------------------	-----------------------	---