



Circuit de Barcelona
Porsche Carrera Cup France
Qualifying
Provisional Results



Cls	Nº	Driver	Nat	Team	Class	Cls	Laps	Best	Time	Gap	Interval	Km/h
1	69	Florian Latorre	FRA	CLRT	PRO	1	11	10	1:47.239			156.2
2	1	Ayhancan Güven	TUR	Martinet by Alméras	PRO	2	10	4	1:47.460	0.221	0.221	155.9
3	91	Jaxon Evans	NZL	BWT Lechner Racing	PRO	3	10	4	1:47.662	0.423	0.202	155.6
4	27	Jean-Baptiste Simmenauer	FRA	BWT Lechner Racing	PRO	4	11	5	1:47.806	0.567	0.144	155.4
5	23	Marvin Klein	FRA	Martinet by Alméras	PRO	5	10	3	1:47.851	0.612	0.045	155.3
6	5	Adam Eteki	FRA	CLRT	PRO	6	10	4	1:47.962	0.723	0.111	155.2
7	87	Richard Wagner	DEU	BWT Lechner Racing	PRO	7	12	4	1:48.106	0.867	0.144	155.0
8	85	Hugo Chevalier	FRA	CLRT	PRO	8	11	3	1:48.291	1.052	0.185	154.7
9	55	Nicolas Misslin	FRA	BWT Lechner Racing	PROAM	1	11	4	1:48.492	1.253	0.201	154.4
10	74	Victor Blugeon	FRA	Pierre Martinet by Alméras	PRO	9	11	9	1:48.492	1.253	0.000	154.4
11	33	Evan Spenle	FRA	Sébastien Loeb Racing	PRO	10	14	11	1:48.544	1.305	0.052	154.3
12	20	Victor Weyrich	FRA	Pierre Martinet by Alméras	PRO	11	12	4	1:48.549	1.310	0.005	154.3
13	991	Ugo Gazil	FRA	Pierre Martinet by Alméras	PRO	12	13	11	1:48.662	1.423	0.113	154.2
14	911	Christophe Lapierre	FRA	Sébastien Loeb Racing	PROAM	2	14	5	1:49.123	1.884	0.461	153.5
15	11	Sylvain Noël	FRA	Racing Technology	PROAM	3	12	4	1:49.192	1.953	0.069	153.4
16	59	Maxence Maurice	FRA	IMSA Performance	AM	1	12	4	1:49.452	2.213	0.260	153.1
17	888	François Lansard	FRA	CLRT	AM	2	11	11	1:49.814	2.575	0.362	152.6
18	7	Jérôme Boullery	FRA	Racing Technology	PROAM	4	14	5	1:49.956	2.717	0.142	152.4
19	88	Stéphane Denoual	FRA	Martinet by Alméras	PROAM	5	11	4	1:50.040	2.801	0.084	152.2
20	26	Emil Caumes	FRA	CLRT	AM	3	8	8	1:50.571	3.332	0.531	151.5
21	4	Mathieu Blaise	FRA	Racing Technology	AM	4	12	5	1:50.749	3.510	0.178	151.3
22	30	Roland Berville	FRA	Pierre Martinet by Alméras	PROAM	6	14	13	1:50.786	3.547	0.037	151.2
23	44	Franck Leherpeur	FRA	Racing Technology	AM	5	14	7	1:50.878	3.639	0.092	151.1

CAR 991 LAPTIME LAP 4 DELETED TRACK LIMITS AT T15
 CAR 23 LAPTIME LAP 4 DELETED TRACK LIMITS AT T15
 CAR 888 LAPTIME LAP 6 DELETED TRACK LIMITS AT T9
 CAR 44 LAPTIME LAP 6 DELETED TRACK LIMITS AT T9
 CAR 44 LAPTIME LAP 6 DELETED TRACK LIMITS AT T9
 CAR 74 LAPTIME LAP 10 DELETED TRACK LIMITS AT T9
 CAR 5 LAPTIME LAP 8 DELETED TRACK LIMITS AT T9
 CAR 91 LAPTIME LAP 9 DELETED TRACK LIMITS AT T9
 CAR 85 LAPTIME LAP 10 DELETED TRACK LIMITS AT T9
 CAR 33 LAPTIME LAP 10 DELETED TRACK LIMITS AT T9

Published at:.....

Track Temp: **20.8 °C** Air Temp: **14.4 °C** Humidity: **72 %** Track Status: **DRY**

Stewards:	Race Director:	Timekeeper:
------------------	-----------------------	------------------------



Circuito de Barcelona
Porsche Carrera Cup France
Qualifying
Provisional Results by Class



Cls	Nº	Driver	Nat	Team	Class	Cls	Laps	Best	Time	Gap	Interval	Km/h
AM												
1	59	Maxence Maurice	FRA	IMSA Performance	AM	1	12	4	1:49.452			153.1
2	888	François Lansard	FRA	CLRT	AM	2	11	11	1:49.814	0.362	0.362	152.6
3	26	Emil Caumes	FRA	CLRT	AM	3	8	8	1:50.571	1.119	0.757	151.5
4	4	Mathieu Blaise	FRA	Racing Technology	AM	4	12	5	1:50.749	1.297	0.178	151.3
5	44	Franck Leherpeur	FRA	Racing Technology	AM	5	14	7	1:50.878	1.426	0.129	151.1

Published at:.....

Track Temp: **20.8 °C** Air Temp: **14.4 °C** Humidity: **72 %** Track Status: **DRY**

Stewards:

Race Director:

Timekeeper:



Circuito de Barcelona
 Porsche Carrera Cup France
 Qualifying
 Provisional Results by Class



Cls	Nº	Driver	Nat	Team	Class	Cls	Laps	Best	Time	Gap	Interval	Km/h
PRO												
1	69	Florian Latorre	FRA	CLRT	PRO	1	11	10	1:47.239			156.2
2	1	Ayhancan Güven	TUR	Martinet by Alméras	PRO	2	10	4	1:47.460	0.221	0.221	155.9
3	91	Jaxon Evans	NZL	BWT Lechner Racing	PRO	3	10	4	1:47.662	0.423	0.202	155.6
4	27	Jean-Baptiste Simmenauer	FRA	BWT Lechner Racing	PRO	4	11	5	1:47.806	0.567	0.144	155.4
5	23	Marvin Klein	FRA	Martinet by Alméras	PRO	5	10	3	1:47.851	0.612	0.045	155.3
6	5	Adam Eteki	FRA	CLRT	PRO	6	10	4	1:47.962	0.723	0.111	155.2
7	87	Richard Wagner	DEU	BWT Lechner Racing	PRO	7	12	4	1:48.106	0.867	0.144	155.0
8	85	Hugo Chevalier	FRA	CLRT	PRO	8	11	3	1:48.291	1.052	0.185	154.7
9	74	Victor Blugeon	FRA	Pierre Martinet by Alméras	PRO	9	11	9	1:48.492	1.253	0.201	154.4
10	33	Evan Spenle	FRA	Sébastien Loeb Racing	PRO	10	14	11	1:48.544	1.305	0.052	154.3
11	20	Victor Weyrich	FRA	Pierre Martinet by Alméras	PRO	11	12	4	1:48.549	1.310	0.005	154.3
12	991	Ugo Gazil	FRA	Pierre Martinet by Alméras	PRO	12	13	11	1:48.662	1.423	0.113	154.2

Published at:.....

Track Temp: 20.8 °C Air Temp: 14.4 °C Humidity: 72 % Track Status: DRY

Stewards:

Race Director:

Timekeeper:



Circuito de Barcelona
Porsche Carrera Cup France
Qualifying
Provisional Results by Class



Cls	Nº	Driver	Nat	Team	Class	Cls	Laps	Best	Time	Gap	Interval	Km/h
PROAM												
1	55	Nicolas Misslin	FRA	BWT Lechner Racing	PROAM	1	11	4	1:48.492			154.4
2	911	Christophe Lapierre	FRA	Sébastien Loeb Racing	PROAM	2	14	5	1:49.123	0.631	0.631	153.5
3	11	Sylvain Noël	FRA	Racing Technology	PROAM	3	12	4	1:49.192	0.700	0.069	153.4
4	7	Jérôme Boullery	FRA	Racing Technology	PROAM	4	14	5	1:49.956	1.464	0.764	152.4
5	88	Stéphane Denoual	FRA	Martinet by Alméras	PROAM	5	11	4	1:50.040	1.548	0.084	152.2
6	30	Roland Berville	FRA	Pierre Martinet by Alméras	PROAM	6	14	13	1:50.786	2.294	0.746	151.2

Published at:.....

Track Temp: **20.8 °C** Air Temp: **14.4 °C** Humidity: **72 %** Track Status: **DRY**

Stewards:

Race Director:

Timekeeper:



Circuit de Barcelona
Porsche Carrera Cup France
Qualifying



Provisional 2 Fastest Lap Results

Cls	N°	Driver	Nat	Team	Class	Cls	Laps	Best	Time	Gap	Interval	Km/h
1	69	Florian Latorre	FRA	CLRT	PRO	1	11	3	1:47.293			156.2
2	1	Ayhancan Güven	TUR	Martinet by Alméras	PRO	2	10	8	1:47.490	0.197	0.197	155.9
3	91	Jaxon Evans	NZL	BWT Lechner Racing	PRO	3	10	3	1:47.680	0.387	0.190	155.6
4	27	Jean-Baptiste Simmenauer	FRA	BWT Lechner Racing	PRO	4	11	4	1:47.880	0.587	0.200	155.4
5	23	Marvin Klein	FRA	Martinet by Alméras	PRO	5	10	9	1:48.055	0.762	0.175	155.3
6	5	Adam Eteki	FRA	CLRT	PRO	6	10	3	1:48.213	0.920	0.158	155.2
7	87	Richard Wagner	DEU	BWT Lechner Racing	PRO	7	12	10	1:48.312	1.019	0.099	155.0
8	85	Hugo Chevalier	FRA	CLRT	PRO	8	11	4	1:48.479	1.186	0.167	154.7
9	20	Victor Weyrich	FRA	Pierre Martinet by Alméras	PRO	9	12	11	1:48.582	1.289	0.103	154.3
10	55	Nicolas Misslin	FRA	BWT Lechner Racing	PROAM	1	11	10	1:48.626	1.333	0.044	154.4
11	991	Ugo Gazil	FRA	Pierre Martinet by Alméras	PRO	10	13	3	1:48.671	1.378	0.045	154.2
12	33	Evan Spenle	FRA	Sébastien Loeb Racing	PRO	11	14	4	1:48.764	1.471	0.093	154.3
13	74	Victor Blugeon	FRA	Pierre Martinet by Alméras	PRO	12	11	11	1:48.860	1.567	0.096	154.4
14	11	Sylvain Noël	FRA	Racing Technology	PROAM	2	12	5	1:49.304	2.011	0.444	153.4
15	911	Christophe Lapierre	FRA	Sébastien Loeb Racing	PROAM	3	14	6	1:49.643	2.350	0.339	153.5
16	888	François Lansard	FRA	CLRT	AM	1	11	4	1:49.994	2.701	0.351	152.6
17	7	Jérôme Boullery	FRA	Racing Technology	PROAM	4	14	12	1:50.025	2.732	0.031	152.4
18	88	Stéphane Denoual	FRA	Martinet by Alméras	PROAM	5	11	10	1:50.071	2.778	0.046	152.2
19	59	Maxence Maurice	FRA	IMSA Performance	AM	2	12	11	1:50.072	2.779	0.001	153.1
20	26	Emil Caumes	FRA	CLRT	AM	3	8	7	1:50.652	3.359	0.580	151.5
21	4	Mathieu Blaise	FRA	Racing Technology	AM	4	12	6	1:50.760	3.467	0.108	151.3
22	44	Franck Leherpeur	FRA	Racing Technology	AM	5	14	13	1:50.886	3.593	0.126	151.1
23	30	Roland Berville	FRA	Pierre Martinet by Alméras	PROAM	6	14	14	1:51.260	3.967	0.374	151.2

CAR 991 LAPTIME LAP 4 DELETED TRACK LIMITS AT T15
 CAR 23 LAPTIME LAP 4 DELETED TRACK LIMITS AT T15
 CAR 888 LAPTIME LAP 6 DELETED TRACK LIMITS AT T9
 CAR 44 LAPTIME LAP 6 DELETED TRACK LIMITS AT T9
 CAR 44 LAPTIME LAP 6 DELETED TRACK LIMITS AT T9
 CAR 74 LAPTIME LAP 10 DELETED TRACK LIMITS AT T9
 CAR 5 LAPTIME LAP 8 DELETED TRACK LIMITS AT T9
 CAR 91 LAPTIME LAP 9 DELETED TRACK LIMITS AT T9
 CAR 85 LAPTIME LAP 10 DELETED TRACK LIMITS AT T9
 CAR 33 LAPTIME LAP 10 DELETED TRACK LIMITS AT T9

Published at:.....

Track Temp: **20.8 °C** Air Temp: **14.4 °C** Humidity: **72 %** Track Status: **DRY**

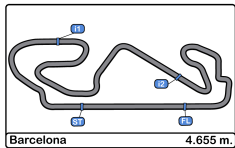
Stewards:	Race Director:	Timekeeper:
------------------	-----------------------	------------------------



Circuito de Barcelona
Porsche Carrera Cup France
Qualifying
Lap Analysis



1 Ayhancan Güven							7 Jérôme Boullery							
PRO							Porsche							
Lap	D	Time	Sector 1	Sector 2	Sector 3	T. Spd	Lap	D	Time	Sector 1	Sector 2	Sector 3	T. Spd	Elapsed
1		10:17:37.147	10:16:08.006	49.421	39.720	109.6	1		10:18:14.715	10:16:38.164	52.921	43.630	118.1	10:18:14.715
2		1:55.794	33.666	44.291	37.837	225.0	2		2:05.307	35.913	48.967	40.427	175.8	10:20:20.022
3		1:48.403	31.304	41.717	35.382	268.6	3		1:51.132	32.088	42.581	36.463	268.6	10:22:11.154
4		1:47.460	30.841	41.259	35.360	270.0	4		1:50.069	31.518	42.511	36.040	270.0	10:24:01.223
5		1:58.978 P	31.026	41.585	46.367	270.0	5		1:49.956	31.350	42.299	36.307	270.6	10:25:51.179
6		11:52.622	10:28.536	45.193	38.893	118.0	6		2:03.754 P	31.492	42.561	49.701	269.3	10:27:54.933
7		1:53.438	32.101	45.195	36.142	258.9	7		4:42.700	3:11.753	48.615	42.332	146.3	10:32:37.633
8		1:47.490	30.900	41.254	35.336	270.0	8		2:03.555	38.604	44.982	39.969	202.6	10:34:41.188
9		1:47.757	30.868	41.361	35.528	272.7	9		1:56.564	31.997	43.052	41.515	267.3	10:36:37.752
10		2:20.986	31.502	54.754	54.730	272.7	10		1:50.616	31.584	42.267	36.765	270.0	10:38:28.368
11			33.849	56.591		271.3	11		1:50.141	31.467	42.287	36.387	270.6	10:40:18.509
4 Mathieu Blaise							11 Sylvain Noël							
AM							Porsche							
Lap	D	Time	Sector 1	Sector 2	Sector 3	T. Spd	Lap	D	Time	Sector 1	Sector 2	Sector 3	T. Spd	Elapsed
1		10:18:53.676	10:17:24.112	49.248	40.316	131.3	1		10:18:05.671	10:16:30.732	52.003	42.936	121.7	10:18:05.671
2		1:59.744	36.631	45.232	37.881	218.6	2		2:03.424	36.424	47.733	39.267	223.6	10:20:09.095
3		1:52.036	31.815	43.353	36.868	267.3	3		1:50.387	31.606	42.450	36.331	269.3	10:21:59.482
4		1:50.899	31.584	42.819	36.496	267.9	4		1:49.192	31.212	41.853	36.127	269.3	10:23:48.674
5		1:50.749	31.557	42.683	36.509	268.6	5		1:49.304	31.207	41.931	36.166	270.0	10:25:37.978
6		1:50.760	31.389	42.660	36.711	268.6	6		1:58.891 P	31.449	44.353	43.089	270.0	10:27:36.869
7		2:13.041 P	37.048	47.333	48.660	268.6	7		7:17.634	5:46.309	50.180	41.145	122.8	10:34:54.503
8		7:09.297	5:35.175	51.639	42.483	169.5	8		1:58.264	36.294	43.385	38.585	218.1	10:36:52.767
9		1:53.536	33.018	43.463	37.055	261.5	9		1:52.636	31.520	41.984	39.132	267.3	10:38:45.403
10		1:51.254	31.730	42.595	36.929	267.3	10		2:03.901	31.137	42.265	50.499	269.3	10:40:49.304
11		1:51.167	31.603	42.407	37.157	267.9	11		1:56.509	33.276	44.050	39.183	270.6	10:42:45.813
12		1:52.927	32.505	43.383	37.039	270.6	12		1:49.448	31.427	41.817	36.204	270.0	10:44:35.261
13			32.525	50.159		267.9	13			31.441	42.051		269.3	
5 Adam Eteki							20 Victor Weyrich							
PRO							Porsche							
Lap	D	Time	Sector 1	Sector 2	Sector 3	T. Spd	Lap	D	Time	Sector 1	Sector 2	Sector 3	T. Spd	Elapsed
1		10:17:38.165	10:16:09.735	49.103	39.327	107.3	1		10:17:54.468	10:16:21.744	51.623	41.101	92.1	10:17:54.468
2		1:56.376	34.008	43.810	38.558	238.4	2		1:59.350	33.001	44.507	41.842	243.2	10:19:53.818
3		1:48.213	31.056	41.516	35.641	271.3	3		1:49.657	31.526	42.112	36.019	270.0	10:21:43.475
4		1:47.962	30.927	41.504	35.531	272.0	4		1:48.549	31.084	41.720	35.745	271.3	10:23:32.024
5		1:58.371 P	31.532	42.066	44.773	271.3	5		1:53.349	31.409	43.023	38.917	271.3	10:25:25.373
6		13:18.843	11:52.041	46.648	40.154	132.5	6		1:49.326	31.332	41.962	36.032	270.6	10:27:14.699
7		2:03.549	38.394	47.680	37.475	137.5	7		1:57.157 P	31.347	42.135	43.675	270.0	10:29:11.856
8		1:48.287	31.158	41.618	35.511	270.6	8		7:12.809	5:46.989	47.241	38.579	132.0	10:36:24.665
9		1:48.300	30.947	41.464	35.889	271.3	9		1:55.185	33.000	43.916	38.269	248.2	10:38:19.850
10		1:48.913	31.080	41.825	36.008	270.6	10		1:48.865	31.428	41.708	35.729	267.3	10:40:08.715
11			37.866	45.870		173.6	11		1:48.582	31.240	41.642	35.700	268.6	10:41:57.297
							12		1:48.805	31.127	41.852	35.826	270.0	10:43:46.102
							13			31.278	42.115		270.0	



Circuito de Barcelona
Porsche Carrera Cup France
Qualifying
Lap Analysis



23 Marvin Klein Porsche **30** Roland Berville Porsche
PRO Martinet by Alméras PROAM Pierre Martinet by Alméras

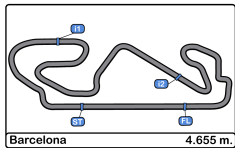
Lap D	Time	Sector 1	Sector 2	Sector 3	T. Spd	Elapsed	Lap D	Time	Sector 1	Sector 2	Sector 3	T. Spd	Elapsed
1	10:17:42.030	10:16:10.836	50.704	40.490	111.9	10:17:42.030	1	10:18:12.798	10:16:34.338	55.242	43.218	129.9	10:18:12.798
2	1:56.999	34.759	43.235	39.005	246.0	10:19:39.029	2	2:03.716	34.227	48.025	41.464	252.3	10:20:16.514
3	1:47.851	31.081	41.462	35.308	271.3	10:21:26.880	3	1:52.131	32.439	43.054	36.638	265.3	10:22:08.645
4	1:47.654	30.777	41.246	35.531	273.4	10:23:14.434	4	1:51.495	31.757	42.957	36.781	266.6	10:24:00.140
5	1:57.378 P	30.959	41.335	45.084	272.7	10:25:11.812	5	1:55.745	31.677	46.483	37.585	267.3	10:25:55.885
6	12:02.115	10:33.447	46.577	42.091	178.5	10:37:13.927	6	2:03.253	35.221	49.907	38.125	266.6	10:27:59.138
7	2:00.926	35.251	46.387	39.288	258.3	10:39:14.853	7	1:53.922	32.112	44.808	37.002	266.0	10:29:53.060
8	2:00.413	33.153	48.592	38.668	266.6	10:41:15.266	8	1:51.624	31.855	42.866	36.903	266.0	10:31:44.684
9	1:48.055	31.198	41.516	35.341	269.3	10:43:03.321	9	2:02.286 P	33.497	44.828	43.961	254.1	10:33:46.970
10	1:48.520	30.964	42.064	35.492	270.6	10:44:51.841	10	4:45.718	3:10.078	54.406	41.234	115.1	10:38:32.688
11		31.035	42.278		271.3		11	2:07.015	34.820	50.042	42.153	211.7	10:40:39.703

26 Emil Caumes Porsche **33** Evan Spenle Porsche
AM CLRT PRO Sébastien Loeb Racing

Lap D	Time	Sector 1	Sector 2	Sector 3	T. Spd	Elapsed	Lap D	Time	Sector 1	Sector 2	Sector 3	T. Spd	Elapsed
1	10:18:14.639 P	10:16:27.188	50.973	56.478	122.5	10:18:14.639	1	10:17:55.156	10:16:23.841	50.446	40.869	118.8	10:17:55.156
2	16:07.241	14:35.258	52.664	39.319	117.3	10:34:21.880	2	2:00.131	33.305	44.996	41.830	246.0	10:19:55.287
3	1:54.060	32.887	43.860	37.313	255.9	10:36:15.940	3	1:49.232	31.491	41.975	35.766	269.3	10:21:44.519
4	1:52.094	31.768	43.261	37.065	267.3	10:38:08.034	4	1:48.764	31.192	41.815	35.757	270.6	10:23:33.283
5	1:50.841	31.515	42.502	36.824	270.6	10:39:58.875	5	1:49.295	31.125	42.108	36.062	272.0	10:25:22.578
6	1:50.918	31.614	42.646	36.658	270.0	10:41:49.793	6	1:49.131	31.109	41.859	36.163	269.3	10:27:11.709
7	1:50.652	31.471	42.653	36.528	270.6	10:43:40.445	7	1:56.908 P	31.453	42.158	43.297	267.9	10:29:08.617
8	1:50.571	31.449	42.542	36.580	269.3	10:45:31.016	8	5:10.920	3:47.047	45.196	38.677	168.4	10:34:19.537
9		36.884	57.718		204.5		9	1:52.858	32.491	43.501	36.866	258.9	10:36:12.395

27 Jean-Baptiste Simmenauer Porsche **44** Franck Leherpeur Porsche
PRO BWT Lechner Racing AM Racing Technology

Lap D	Time	Sector 1	Sector 2	Sector 3	T. Spd	Elapsed	Lap D	Time	Sector 1	Sector 2	Sector 3	T. Spd	Elapsed
1	10:17:45.618	10:16:14.450	50.924	40.244	105.2	10:17:45.618	1	10:18:16.072	10:16:41.409	53.558	41.105	141.1	10:18:16.072
2	1:59.275	35.343	43.587	40.345	225.9	10:19:44.893	2	2:05.765	35.610	48.983	41.172	184.3	10:20:21.837
3	1:48.676	31.492	41.616	35.568	270.6	10:21:33.569	3	1:52.742	32.286	43.253	37.203	267.9	10:22:14.579
4	1:47.880	30.893	41.455	35.532	271.3	10:23:21.449	4	1:51.354	31.905	42.859	36.590	270.0	10:24:05.933
5	1:47.806	30.854	41.397	35.555	272.0	10:25:09.255	5	1:51.337	31.787	42.784	36.766	270.6	10:25:57.270
6	1:54.579 P	31.036	41.751	41.792	271.3	10:27:03.834	6	1:51.032	31.644	42.691	36.697	272.0	10:27:48.302
7	10:41.626	9:13.873	49.620	38.133	141.1	10:37:45.460	7	1:50.878	31.673	42.515	36.690	268.6	10:29:39.180
8	1:52.848	33.600	43.216	36.032	245.4	10:39:38.308	8	2:02.533 P	32.578	44.014	45.941	262.1	10:31:41.713
9	1:48.305	31.034	41.518	35.753	269.3	10:41:26.613	9	4:11.296	2:45.031	47.245	39.020	162.6	10:35:53.009
10	1:48.750	30.947	41.619	36.184	270.6	10:43:15.363	10	1:55.209	33.127	44.010	38.072	259.6	10:37:48.218
11	1:49.014	31.481	41.680	35.853	268.6	10:45:04.377	11	1:52.897	32.211	43.391	37.295	269.3	10:39:41.115
12		31.594	43.993		268.6		12	1:52.262	32.385	42.978	36.899	270.0	10:41:33.377
							13	1:50.886	31.731	42.568	36.587	269.3	10:43:24.263
							14	1:51.645	31.671	42.633	37.341	270.0	10:45:15.908
							15		39.432	47.820		181.8	



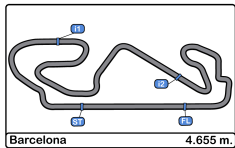
Circuito de Barcelona
Porsche Carrera Cup France
Qualifying
Lap Analysis



55							74							
Nicolas Misslin							Victor Blugeon							
PROAM							Pierre Martinet by Alm�ras							
Lap	D	Time	Sector 1	Sector 2	Sector 3	T. Spd	Lap	D	Time	Sector 1	Sector 2	Sector 3	T. Spd	Elapsed
1		10:17:53.037	10:16:22.801	49.800	40.436	103.1	1		10:17:51.650	10:16:19.184	52.625	39.841	92.4	10:17:51.650
2		1:56.626	33.397	44.209	39.020	262.7	2		1:59.852	32.560	46.173	41.119	264.7	10:19:51.502
3		1:48.980	31.359	41.909	35.712	270.6	3		1:49.077	31.183	42.145	35.749	270.6	10:21:40.579
4		1:48.492	31.012	41.732	35.748	272.0	4		1:48.964	31.084	42.075	35.805	272.0	10:23:29.543
5		1:49.198	31.220	41.852	36.126	271.3	5		1:49.090	31.174	42.147	35.769	270.0	10:25:18.633
6		2:01.669 P	31.563	42.625	47.481	270.6	6		2:02.124 P	31.598	43.168	47.358	270.6	10:27:20.757
7		10:07.856	8:43.840	45.543	38.473	138.1	7		9:01.302	7:21.920	51.217	48.165	115.3	10:36:22.059
8		1:54.099	32.727	43.641	37.731	264.7	8		1:53.964	31.846	43.325	38.793	262.1	10:38:16.023
9		1:49.229	31.414	41.796	36.019	269.3	9		1:48.492	31.088	41.630	35.774	267.9	10:40:04.515
10		1:48.626	31.181	41.681	35.764	269.3	10		1:48.366	31.054	41.616	35.686	269.3	10:41:52.871
11		1:49.011	31.138	41.776	36.097	270.6	11		1:48.860	31.070	41.749	36.041	270.6	10:43:41.731
12			33.534	51.948		270.6	12			31.085	43.196		270.6	

59							85							
Maxence Maurice							Hugo Chevalier							
AM							CLRT							
Lap	D	Time	Sector 1	Sector 2	Sector 3	T. Spd	Lap	D	Time	Sector 1	Sector 2	Sector 3	T. Spd	Elapsed
1		10:18:50.075	10:17:22.685	47.334	40.056	140.2	1		10:17:32.590	10:16:04.710	48.751	39.129	143.2	10:17:32.590
2		1:58.517	36.441	44.555	37.521	206.1	2		1:55.006	33.405	44.873	36.728	258.3	10:19:27.596
3		1:51.097	31.966	42.588	36.543	266.0	3		1:48.291	31.219	41.612	35.460	268.6	10:21:15.887
4		1:49.452	31.519	41.915	36.018	266.6	4		1:48.479	30.983	41.798	35.698	270.6	10:23:04.366
5		1:51.140	31.584	42.189	37.367	267.9	5		1:49.184	31.298	41.853	36.033	269.3	10:24:53.550
6		1:50.681	31.650	42.430	36.601	267.9	6		2:03.812 P	33.940	44.568	45.304	194.5	10:26:57.362
7		2:01.203 P	31.445	42.479	47.279	268.6	7		11:34.582	10:06.468	47.056	41.058	130.7	10:38:31.944
8		4:54.194	3:27.885	46.706	39.603	158.5	8		2:06.934	33.077	51.567	42.290	246.5	10:40:38.878
9		1:55.313	33.874	43.726	37.713	203.3	9		1:49.124	31.206	42.074	35.844	270.0	10:42:28.002
10		1:54.612	33.427	44.350	36.835	267.3	10		1:48.247	30.888	41.558	35.801	271.3	10:44:16.249
11		1:50.072	31.351	42.210	36.511	268.6	11		1:49.353	30.900	41.705	36.748	271.3	10:46:05.602
12		1:58.446 P	31.504	44.165	42.777	269.3	12			39.604	1:00.891		193.2	

69							87							
Florian Latorre							Richard Wagner							
PRO							BWT Lechner Racing							
Lap	D	Time	Sector 1	Sector 2	Sector 3	T. Spd	Lap	D	Time	Sector 1	Sector 2	Sector 3	T. Spd	Elapsed
1		10:17:20.131	10:15:51.809	48.668	39.654	146.1	1		10:17:44.033	10:16:12.287	51.626	40.120	105.4	10:17:44.033
2		1:56.295	34.052	42.686	39.557	229.2	2		1:58.077	35.232	44.875	37.970	236.8	10:19:42.110
3		1:47.293	30.896	41.261	35.136	267.9	3		1:49.189	31.539	41.856	35.794	270.0	10:21:31.299
4		1:47.387	30.793	41.259	35.335	270.6	4		1:48.106	31.041	41.475	35.590	270.6	10:23:19.405
5		2:03.232	35.005	45.404	42.823	262.1	5		1:48.495	31.086	41.592	35.817	270.6	10:25:07.900
6		1:57.422 P	30.869	42.485	44.068	270.6	6		1:56.581 P	32.901	42.227	41.453	269.3	10:27:04.481
7		11:39.407	10:10.075	48.203	41.129	117.0	7		10:23.593	8:58.932	45.872	38.789	141.9	10:37:28.074
8		2:05.586	32.962	51.817	40.807	250.5	8		1:54.164	33.395	43.020	37.749	248.8	10:39:22.238
9		1:49.502	31.621	41.942	35.939	269.3	9		1:48.720	31.255	41.687	35.778	270.0	10:41:10.958
10		1:47.239	30.645	41.140	35.454	270.6	10		1:48.312	31.158	41.575	35.579	270.6	10:42:59.270
11		1:57.329	31.006	41.505	44.818	270.6	11		1:48.440	31.049	41.569	35.822	272.0	10:44:47.710
12			43.283	56.369		188.4	12		1:54.575	31.338	45.734	37.503	272.7	10:46:42.285
							13			42.885	47.360		164.8	



Circuito de Barcelona
Porsche Carrera Cup France
Qualifying
Lap Analysis



88

Stéphane Denoual

Porsche

911

Christophe Lapierre

Porsche

PROAM							Martinet by Alméras								
Lap	D	Time	Sector 1	Sector 2	Sector 3	T. Spd	Elapsed	Lap	D	Time	Sector 1	Sector 2	Sector 3	T. Spd	Elapsed
1		10:18:08.149	10:16:32.938	53.396	41.815	105.1	10:18:08.149	1		10:17:55.772	10:16:24.887	50.777	40.108	127.8	10:17:55.772
2		2:02.228	35.296	47.396	39.536	220.8	10:20:10.377	2		2:02.318	34.499	44.539	43.280	241.0	10:19:58.090
3		1:50.910	31.661	42.618	36.631	268.6	10:22:01.287	3		1:50.136	31.667	42.563	35.906	270.0	10:21:48.226
4		1:50.040	31.468	42.194	36.378	270.0	10:23:51.327	4		1:51.747	32.381	42.799	36.567	269.3	10:23:39.973
5		1:50.278	31.519	42.235	36.524	268.6	10:25:41.605	5		1:49.123	31.434	41.787	35.902	269.3	10:25:29.096
6		2:02.561 P	31.941	45.051	45.569	270.0	10:27:44.166	6		1:49.643	31.186	42.288	36.169	270.6	10:27:18.739
7		8:42.477	7:15.978	47.637	38.862	132.3	10:36:26.643	7		2:00.631 P	31.781	44.407	44.443	268.6	10:29:19.370
8		1:54.590	32.762	43.370	38.458	254.1	10:38:21.233	8		5:01.858	3:37.761	45.179	38.918	170.8	10:34:21.228
9		1:50.349	31.482	42.309	36.558	269.3	10:40:11.582	9		1:53.292	32.684	43.598	37.010	258.3	10:36:14.520
10		1:50.071	31.519	42.242	36.310	268.6	10:42:01.653	10		1:52.779	32.761	43.038	36.980	267.3	10:38:07.299
11		1:50.139	31.196	42.121	36.822	269.3	10:43:51.792	11		1:49.981	31.554	42.329	36.098	268.6	10:39:57.280
12			32.485	47.453		267.9		12		1:49.978	31.337	42.218	36.423	268.6	10:41:47.258

91

Jaxon Evans

Porsche

Ugo Gazil

Porsche

PRO							BWT Lechner Racing								
Lap	D	Time	Sector 1	Sector 2	Sector 3	T. Spd	Elapsed	Lap	D	Time	Sector 1	Sector 2	Sector 3	T. Spd	Elapsed
1		10:17:40.598	10:16:09.936	50.459	40.203	103.0	10:17:40.598	1		10:17:46.345	10:16:15.108	51.005	40.232	103.1	10:17:46.345
2		1:57.240	33.140	44.527	39.573	234.2	10:19:37.838	2		1:59.790	35.500	43.585	40.705	226.8	10:19:46.135
3		1:47.680	31.188	41.250	35.242	270.0	10:21:25.518	3		1:48.671	31.300	41.733	35.638	270.0	10:21:34.806
4		1:47.662	30.753	41.482	35.427	271.3	10:23:13.180	4		1:48.002	30.895	41.586	35.521	272.7	10:23:22.808
5		1:59.909 P	30.842	44.317	44.750	271.3	10:25:13.089	5		1:48.862	31.139	41.802	35.921	272.0	10:25:11.670
6		13:17.241	11:42.017	51.865	43.359	88.0	10:38:30.330	6		1:48.745	31.009	41.865	35.871	271.3	10:27:00.415
7		1:57.399	32.779	45.822	38.798	245.4	10:40:27.729	7		1:58.723 P	31.931	43.223	43.569	268.6	10:28:59.138
8		1:48.779	31.113	41.958	35.708	267.9	10:42:16.508	8		8:44.577	7:05.059	52.227	47.291	156.5	10:37:43.715
9		1:47.464	30.771	41.273	35.420	268.6	10:44:03.972	9		1:55.798	35.857	43.651	36.290	198.5	10:39:39.513
10		1:48.121	30.766	41.684	35.671	269.3	10:45:52.093	10		1:48.744	31.211	41.721	35.812	270.0	10:41:28.257
11			37.467	47.519		195.2		11		1:48.662	31.109	41.643	35.910	270.0	10:43:16.919

888

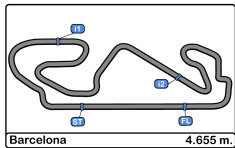
François Lansard

Porsche

Pierre Martinet by Alméras

Porsche

AM							CLRT								
Lap	D	Time	Sector 1	Sector 2	Sector 3	T. Spd	Elapsed	Lap	D	Time	Sector 1	Sector 2	Sector 3	T. Spd	Elapsed
1		10:18:22.541	10:16:40.016	59.807	42.718	129.3	10:18:22.541	1		10:17:46.345	10:16:15.108	51.005	40.232	103.1	10:17:46.345
2		2:04.287	33.223	50.513	40.551	257.1	10:20:26.828	2		1:59.790	35.500	43.585	40.705	226.8	10:19:46.135
3		1:50.888	31.725	42.424	36.739	267.9	10:22:17.716	3		1:48.671	31.300	41.733	35.638	270.0	10:21:34.806
4		1:49.994	31.440	42.284	36.270	270.6	10:24:07.710	4		1:48.002	30.895	41.586	35.521	272.7	10:23:22.808
5		1:51.833	31.459	43.873	36.501	271.3	10:25:59.543	5		1:48.862	31.139	41.802	35.921	272.0	10:25:11.670
6		1:50.852	31.407	42.649	36.796	271.3	10:27:50.395	6		1:48.745	31.009	41.865	35.871	271.3	10:27:00.415
7		2:05.433 P	31.666	42.614	51.153	270.0	10:29:55.828	7		1:58.723 P	31.931	43.223	43.569	268.6	10:28:59.138
8		11:07.250	9:42.343	47.218	37.689	164.8	10:41:03.078	8		8:44.577	7:05.059	52.227	47.291	156.5	10:37:43.715
9		1:51.227	32.212	42.753	36.262	265.3	10:42:54.305	9		1:55.798	35.857	43.651	36.290	198.5	10:39:39.513
10		1:50.035	31.294	42.091	36.650	269.3	10:44:44.340	10		1:48.744	31.211	41.721	35.812	270.0	10:41:28.257
11		1:49.814	31.370	42.171	36.273	267.3	10:46:34.154	11		1:48.662	31.109	41.643	35.910	270.0	10:43:16.919
12			34.243	45.449		200.7		12		1:48.725	31.265	41.911	35.549	272.0	10:45:05.644



Circuito de Barcelona
Porsche Carrera Cup France
Qualifying
Best Sectors Results



Sector - 1			Sector - 2			Sector - 3			Ideal Lap vs Best Lap						
Clas	Nº	Driver	Time	Nº	Driver	Time	Nº	Driver	Time	Clas	Nº	Driver	Ideal Lap	Best Lap	Clas
1	69	Florian Latorre	30.645	69	Florian Latorre	41.140	69	Florian Latorre	35.136	1	69	Florian Latorre	1:46.921	1:47.239	1
2	91	Jaxon Evans	30.753	23	Marvin Klein	41.246	91	Jaxon Evans	35.242	2	91	Jaxon Evans	1:47.245	1:47.662	3
3	23	Marvin Klein	30.777	91	Jaxon Evans	41.250	23	Marvin Klein	35.308	3	23	Marvin Klein	1:47.331	1:47.851	5
4	1	Ayhancan Güven	30.841	1	Ayhancan Güven	41.254	1	Ayhancan Güven	35.336	4	1	Ayhancan Güven	1:47.431	1:47.460	2
5	27	Jean-Baptiste	30.854	27	Jean-Baptiste	41.397	85	Hugo Chevalier	35.460	5	27	Jean-Baptiste	1:47.783	1:47.806	4
6	85	Hugo Chevalier	30.888	5	Adam Eteki	41.464	5	Adam Eteki	35.511	6	5	Adam Eteki	1:47.902	1:47.962	6
7	99	Ugo Gazil	30.895	87	Richard Wagner	41.475	991	Ugo Gazil	35.521	7	85	Hugo Chevalier	1:47.906	1:48.291	8
8	5	Adam Eteki	30.927	85	Hugo Chevalier	41.558	27	Jean-Baptiste	35.532	8	991	Ugo Gazil	1:48.002	1:48.662	13
9	55	Nicolas Misslin	31.012	991	Ugo Gazil	41.586	87	Richard Wagner	35.579	9	87	Richard Wagner	1:48.095	1:48.106	7
10	87	Richard Wagner	31.041	74	Victor Blugeon	41.616	33	Evan Spenle	35.593	10	74	Victor Blugeon	1:48.356	1:48.492	10
11	74	Victor Blugeon	31.054	20	Victor Weyrich	41.642	74	Victor Blugeon	35.686	11	55	Nicolas Misslin	1:48.405	1:48.492	9
12	20	Victor Weyrich	31.084	55	Nicolas Misslin	41.681	20	Victor Weyrich	35.700	12	33	Evan Spenle	1:48.417	1:48.544	11
13	33	Evan Spenle	31.109	33	Evan Spenle	41.715	55	Nicolas Misslin	35.712	13	20	Victor Weyrich	1:48.426	1:48.549	12
14	11	Sylvain Noël	31.137	911	Christophe Lapierre	41.787	911	Christophe Lapierre	35.902	14	911	Christophe Lapierre	1:48.875	1:49.123	14
15	91	Christophe Lapierre	31.186	11	Sylvain Noël	41.817	59	Maxence Maurice	36.018	15	11	Sylvain Noël	1:49.081	1:49.192	15
16	88	Stéphane Denoual	31.196	59	Maxence Maurice	41.915	7	Jérôme Boullery	36.040	16	59	Maxence Maurice	1:49.284	1:49.452	16
17	30	Roland Berville	31.265	888	François Lansard	42.091	11	Sylvain Noël	36.127	17	7	Jérôme Boullery	1:49.563	1:49.956	18
18	88	François Lansard	31.294	88	Stéphane Denoual	42.121	888	François Lansard	36.262	18	88	Stéphane Denoual	1:49.627	1:50.040	19
19	7	Jérôme Boullery	31.350	7	Jérôme Boullery	42.173	88	Stéphane Denoual	36.310	19	888	François Lansard	1:49.647	1:49.814	17
20	59	Maxence Maurice	31.351	4	Mathieu Blaise	42.407	4	Mathieu Blaise	36.496	20	4	Mathieu Blaise	1:50.292	1:50.749	21
21	4	Mathieu Blaise	31.389	26	Emil Caumes	42.502	26	Emil Caumes	36.528	21	26	Emil Caumes	1:50.479	1:50.571	20
22	26	Emil Caumes	31.449	44	Franck Leherpeur	42.515	44	Franck Leherpeur	36.587	22	30	Roland Berville	1:50.701	1:50.786	22
23	44	Franck Leherpeur	31.644	30	Roland Berville	42.798	30	Roland Berville	36.638	23	44	Franck Leherpeur	1:50.746	1:50.878	23



Circuit de Barcelona
Porsche Carrera Cup France
Qualifying
Best 5 Lap Times

PORSCHE
CARRERA CUP
FRANCE

Cls	N°	Driver	Nat	Team	Class	Best 1		Best 2		Best 3		Best 4		Best 5	
						Time	Lap	Time	Lap	Time	Lap	Time	Lap	Time	Lap
1	69	Florian Latorre	FRA	CLRT	PRO	1:47.239	10	1:47.293	3	1:47.387	4	1:49.502	9	1:56.295	2
2	1	Ayhancan Güven	TUR	Martinet by AI	PRO	1:47.460	4	1:47.490	8	1:47.757	9	1:48.403	3	1:53.438	7
3	91	Jaxon Evans	NZL	BWT Lechner	PRO	1:47.662	4	1:47.680	3	1:48.121	10	1:48.779	8	1:57.240	2
4	27	Jean-Baptiste Simmenauer	FRA	BWT Lechner	PRO	1:47.806	5	1:47.880	4	1:48.305	9	1:48.676	3	1:48.750	10
5	23	Marvin Klein	FRA	Martinet by AI	PRO	1:47.851	3	1:48.055	9	1:48.520	10	1:56.999	2	1:57.378	5
6	5	Adam Eteki	FRA	CLRT	PRO	1:47.962	4	1:48.213	3	1:48.300	9	1:48.913	10	1:56.376	2
7	87	Richard Wagner	DEU	BWT Lechner	PRO	1:48.106	4	1:48.312	10	1:48.440	11	1:48.495	5	1:48.720	9
8	85	Hugo Chevalier	FRA	CLRT	PRO	1:48.291	3	1:48.479	4	1:49.124	9	1:49.184	5	1:49.353	11
9	55	Nicolas Misslin	FRA	BWT Lechner	PROA	1:48.492	4	1:48.626	10	1:48.980	3	1:49.011	11	1:49.198	5
10	74	Victor Blugeon	FRA	Pierre Martinet	PRO	1:48.492	9	1:48.860	11	1:48.964	4	1:49.077	3	1:49.090	5
11	33	Evan Spenle	FRA	Sébastien Loe	PRO	1:48.544	11	1:48.764	4	1:49.131	6	1:49.232	3	1:49.295	5
12	20	Victor Weyrich	FRA	Pierre Martinet	PRO	1:48.549	4	1:48.582	11	1:48.805	12	1:48.865	10	1:49.326	6
13	99	Ugo Gazil	FRA	Pierre Martinet	PRO	1:48.662	11	1:48.671	3	1:48.725	12	1:48.744	10	1:48.745	6
14	91	Christophe Lapierre	FRA	Sébastien Loe	PROA	1:49.123	5	1:49.643	6	1:49.909	14	1:49.978	12	1:49.981	11
15	11	Sylvain Noël	FRA	Racing Techno	PROA	1:49.192	4	1:49.304	5	1:49.448	12	1:50.387	3	1:52.636	9
16	59	Maxence Maurice	FRA	IMSA Performa	AM	1:49.452	4	1:50.072	11	1:50.681	6	1:51.097	3	1:51.140	5
17	88	François Lansard	FRA	CLRT	AM	1:49.814	11	1:49.994	4	1:50.035	10	1:50.888	3	1:51.227	9
18	7	Jérôme Boullery	FRA	Racing Techno	PROA	1:49.956	5	1:50.025	12	1:50.069	4	1:50.141	11	1:50.154	13
19	88	Stéphane Denoual	FRA	Martinet by AI	PROA	1:50.040	4	1:50.071	10	1:50.139	11	1:50.278	5	1:50.349	9
20	26	Emil Caumes	FRA	CLRT	AM	1:50.571	8	1:50.652	7	1:50.841	5	1:50.918	6	1:52.094	4
21	4	Mathieu Blaise	FRA	Racing Techno	AM	1:50.749	5	1:50.760	6	1:50.899	4	1:51.167	11	1:51.254	10
22	30	Roland Berville	FRA	Pierre Martinet	PROA	1:50.786	13	1:51.260	14	1:51.495	4	1:51.624	8	1:52.131	3
23	44	Franck Leherpeur	FRA	Racing Techno	AM	1:50.878	7	1:50.886	13	1:51.337	5	1:51.354	4	1:51.645	14



Circuito de Barcelona
 Porsche Carrera Cup France
 Qualifying
 Best 5 Top Speeds

PORSCHE
 CARRERA CUP
 FRANCE

Cls	N°	Driver	Nat	Team	Class	Top 1		Top 2		Top 3		Top 4		Top 5		Avg
						Km/h	Lap	Km/h	Lap	Km/h	Lap	Km/h	Lap	Km/h	Lap	
1	23	Marvin Klein	FRA	Martinet by AI	PRO	273.4	4	272.7	5	271.3	3	271.3	11	270.6	10	271.9
2	1	Ayhancan Güven	TUR	Martinet by AI	PRO	272.7	9	272.7	10	271.3	11	270.0	4	270.0	5	271.3
3	87	Richard Wagner	DEU	BWT Lechner	PRO	272.7	12	272.0	11	270.6	4	270.6	5	270.6	10	271.3
4	99	Ugo Gazil	FRA	Pierre Martinet	PRO	272.7	4	272.0	5	272.0	12	271.3	6	271.3	13	271.9
5	5	Adam Eteki	FRA	CLRT	PRO	272.0	4	271.3	3	271.3	5	271.3	9	270.6	8	271.3
6	27	Jean-Baptiste Simmenauer	FRA	BWT Lechner	PRO	272.0	5	271.3	4	271.3	6	270.6	3	270.6	10	271.2
7	33	Evan Spenle	FRA	Sébastien Loe	PRO	272.0	5	270.6	4	269.3	3	269.3	6	268.6	14	270.0
8	44	Franck Leherpeur	FRA	Racing Techno	AM	272.0	6	270.6	5	270.0	4	270.0	12	270.0	14	270.5
9	55	Nicolas Misslin	FRA	BWT Lechner	PROA	272.0	4	271.3	5	270.6	3	270.6	6	270.6	11	271.0
10	74	Victor Blugeon	FRA	Pierre Martinet	PRO	272.0	4	270.6	3	270.6	6	270.6	11	270.6	12	270.9
11	20	Victor Weyrich	FRA	Pierre Martinet	PRO	271.3	4	271.3	5	270.6	6	270.0	3	270.0	7	270.6
12	85	Hugo Chevalier	FRA	CLRT	PRO	271.3	10	271.3	11	270.6	4	270.0	9	269.3	5	270.5
13	91	Jaxon Evans	NZL	BWT Lechner	PRO	271.3	4	271.3	5	270.0	3	269.3	10	268.6	9	270.1
14	88	François Lansard	FRA	CLRT	AM	271.3	5	271.3	6	270.6	4	270.0	7	269.3	10	270.5
15	4	Mathieu Blaise	FRA	Racing Techno	AM	270.6	12	268.6	5	268.6	6	268.6	7	267.9	4	268.9
16	7	Jérôme Boullery	FRA	Racing Techno	PROA	270.6	5	270.6	11	270.6	13	270.0	4	270.0	10	270.4
17	11	Sylvain Noël	FRA	Racing Techno	PROA	270.6	11	270.0	5	270.0	6	270.0	12	269.3	3	270.0
18	26	Emil Caumes	FRA	CLRT	AM	270.6	5	270.6	7	270.0	6	269.3	8	267.3	4	269.6
19	69	Florian Latorre	FRA	CLRT	PRO	270.6	4	270.6	6	270.6	10	270.6	11	269.3	9	270.4
20	91	Christophe Lapierre	FRA	Sébastien Loe	PROA	270.6	6	270.0	3	269.3	4	269.3	5	269.3	13	269.7
21	88	Stéphane Denoual	FRA	Martinet by AI	PROA	270.0	4	270.0	6	269.3	9	269.3	11	268.6	3	269.4
22	30	Roland Berville	FRA	Pierre Martinet	PROA	269.3	13	268.6	14	267.3	5	267.3	12	266.6	4	267.8
23	59	Maxence Maurice	FRA	IMSA Performa	AM	269.3	12	268.6	7	268.6	11	267.9	5	267.9	6	268.5



Circuit de Barcelona
Porsche Carrera Cup France
Qualifying
Fastest Laps Sequence

PORSCHE
CARRERA CUP
FRANCE

Lap	Time of Day	Session Time	N°	Driver	Nat	Team	Class	Time	Km/h
2	10:19:16.426	4:16.426	69	Florian Latorre	FRA	CLRT	PRO	1:56.295	144.0
2	10:19:27.596	4:27.596	85	Hugo Chevalier	FRA	CLRT	PRO	1:55.006	145.7
3	10:21:03.719	6:03.719	69	Florian Latorre	FRA	CLRT	PRO	1:47.293	156.1
10	10:44:13.494	29:13.494	69	Florian Latorre	FRA	CLRT	PRO	1:47.239	156.2



Circuito de Barcelona
Porsche Carrera Cup France
Qualifying
Event Best Maximum Speed

PORSCHE
CARRERA CUP
FRANCE

Nº	Driver	Nat	Team	Class	Km/h	Session
1	Ayhancan Güven	TUR	Martinet by Alméras	PRO	274.1	Free Practice - 2
23	Marvin Klein	FRA	Martinet by Alméras	PRO	274.1	Free Practice - 2
33	Evan Spenle	FRA	Sébastien Loeb Racing	PRO	272.7	Free Practice - 1
85	Hugo Chevalier	FRA	CLRT	PRO	272.7	Free Practice - 1
7	Jérôme Boullery	FRA	Racing Technology	PROAM	272.7	Free Practice - 1
74	Victor Blugeon	FRA	Pierre Martinet by Alméras	PRO	272.7	Free Practice - 2
87	Richard Wagner	DEU	BWT Lechner Racing	PRO	272.7	Free Practice - 2
991	Ugo Gazil	FRA	Pierre Martinet by Alméras	PRO	272.7	Free Practice - 2
27	Jean-Baptiste Simmenauer	FRA	BWT Lechner Racing	PRO	272.7	Free Practice - 2
91	Jaxon Evans	NZL	BWT Lechner Racing	PRO	272.7	Free Practice - 2
888	François Lansard	FRA	CLRT	AM	272.0	Free Practice - 2
911	Christophe Lapierre	FRA	Sébastien Loeb Racing	PROAM	272.0	Free Practice - 2
59	Maxence Maurice	FRA	IMSA Performance	AM	272.0	Free Practice - 2
20	Victor Weyrich	FRA	Pierre Martinet by Alméras	PRO	272.0	Free Practice - 2
5	Adam Eteki	FRA	CLRT	PRO	272.0	Qualifying
55	Nicolas Misslin	FRA	BWT Lechner Racing	PROAM	272.0	Qualifying
44	Franck Leherpeur	FRA	Racing Technology	AM	272.0	Qualifying
69	Florian Latorre	FRA	CLRT	PRO	271.3	Free Practice - 1
26	Emil Caumes	FRA	CLRT	AM	271.3	Free Practice - 2
4	Mathieu Blaise	FRA	Racing Technology	AM	270.6	Free Practice - 2
11	Sylvain Noël	FRA	Racing Technology	PROAM	270.6	Qualifying
88	Stéphane Denoual	FRA	Martinet by Alméras	PROAM	270.0	Free Practice - 1
30	Roland Berville	FRA	Pierre Martinet by Alméras	PROAM	269.3	Qualifying



Circuito de Barcelona
Porsche Carrera Cup France
Qualifying
Pit Stop Analysis



1 Ayhancan Güven PRO Martinet by Alm ras
Porsche

Nr.	In Day Time	In Time	Out Time	Pit Time	T. Pit Time	Handicap	Penalty
1	10:25:04.376	10:25:04.376	10:34:52.188	9:47.812	9:47.812		

4 Mathieu Blaise AM Racing Technology
Porsche

Nr.	In Day Time	In Time	Out Time	Pit Time	T. Pit Time	Handicap	Penalty
1	10:30:28.062	10:30:28.062	10:35:16.011	4:47.949	4:47.949		

5 Adam Eteki PRO CLRT
Porsche

Nr.	In Day Time	In Time	Out Time	Pit Time	T. Pit Time	Handicap	Penalty
1	10:25:06.309	10:25:06.309	10:36:19.059	11:12.750	11:12.750		0

7 J r me Boullery PROAM Racing Technology
Porsche

Nr.	In Day Time	In Time	Out Time	Pit Time	T. Pit Time	Handicap	Penalty
1	10:27:52.425	10:27:52.425	10:30:26.116	2:33.691	2:33.691		

11 Sylvain No l PROAM Racing Technology
Porsche

Nr.	In Day Time	In Time	Out Time	Pit Time	T. Pit Time	Handicap	Penalty
1	10:27:34.350	10:27:34.350	10:32:40.503	5:06.153	5:06.153		

20 Victor Weyrich PRO Pierre Martinet by Alm ras
Porsche

Nr.	In Day Time	In Time	Out Time	Pit Time	T. Pit Time	Handicap	Penalty
1	10:29:08.969	10:29:08.969	10:34:17.838	5:08.869	5:08.869		

23 Marvin Klein PRO Martinet by Alm ras
Porsche

Nr.	In Day Time	In Time	Out Time	Pit Time	T. Pit Time	Handicap	Penalty
1	10:25:08.627	10:25:08.627	10:35:08.758	10:00.131	10:00.131		1

26 Emil Caumes AM CLRT
Porsche

Nr.	In Day Time	In Time	Out Time	Pit Time	T. Pit Time	Handicap	Penalty
1	10:18:11.789	10:18:11.789	10:32:09.231	13:57.442	13:57.442		2

27 Jean-Baptiste Simmenauer PRO BWT Lechner Racing
Porsche

Nr.	In Day Time	In Time	Out Time	Pit Time	T. Pit Time	Handicap	Penalty
1	10:27:01.001	10:27:01.001	10:35:36.537	8:35.536	8:35.536		

30 Roland Berville PROAM Pierre Martinet by Alm ras
Porsche

Nr.	In Day Time	In Time	Out Time	Pit Time	T. Pit Time	Handicap	Penalty
1	10:33:44.291	10:33:44.291	10:36:13.198	2:28.907	2:28.907		

33 Evan Spenle PRO S bastien Loeb Racing
Porsche

Nr.	In Day Time	In Time	Out Time	Pit Time	T. Pit Time	Handicap	Penalty
1	10:29:05.859	10:29:05.859	10:32:18.595	3:12.736	3:12.736		

44 Franck Leherpeur AM Racing Technology
Porsche

Nr.	In Day Time	In Time	Out Time	Pit Time	T. Pit Time	Handicap	Penalty
1	10:31:38.965	10:31:38.965	10:33:48.213	2:09.248	2:09.248		

55 Nicolas Misslin PROAM BWT Lechner Racing
Porsche

Nr.	In Day Time	In Time	Out Time	Pit Time	T. Pit Time	Handicap	Penalty
1	10:27:15.462	10:27:15.462	10:35:21.873	8:06.411	8:06.411		

59 Maxence Maurice AM IMSA Performance
Porsche

Nr.	In Day Time	In Time	Out Time	Pit Time	T. Pit Time	Handicap	Penalty
1	10:30:09.752	10:30:09.752	10:33:01.210	2:51.458	2:51.458		

69 Florian Latorre PRO CLRT
Porsche

Nr.	In Day Time	In Time	Out Time	Pit Time	T. Pit Time	Handicap	Penalty
1	10:26:49.162	10:26:49.162	10:36:15.032	9:25.870	9:25.870		

74 Victor Blugeon PRO Pierre Martinet by Alm ras
Porsche

Nr.	In Day Time	In Time	Out Time	Pit Time	T. Pit Time	Handicap	Penalty
1	10:27:17.691	10:27:17.691	10:34:01.880	6:44.189	6:44.189		

85 Hugo Chevalier PRO CLRT
Porsche

Nr.	In Day Time	In Time	Out Time	Pit Time	T. Pit Time	Handicap	Penalty
1	10:26:54.354	10:26:54.354	10:36:23.646	9:29.292	9:29.292		

87 Richard Wagner PRO BWT Lechner Racing
Porsche

Nr.	In Day Time	In Time	Out Time	Pit Time	T. Pit Time	Handicap	Penalty
1	10:27:01.844	10:27:01.844	10:35:22.501	8:20.657	8:20.657		

88 St phane Denoual PROAM Martinet by Alm ras
Porsche

Nr.	In Day Time	In Time	Out Time	Pit Time	T. Pit Time	Handicap	Penalty
1	10:27:41.549	10:27:41.549	10:34:19.909	6:38.360	6:38.360		

91 Jaxon Evans PRO BWT Lechner Racing
Porsche

Nr.	In Day Time	In Time	Out Time	Pit Time	T. Pit Time	Handicap	Penalty
1	10:25:09.880	10:25:09.880	10:36:08.781	10:58.901	10:58.901		1



Circuito de Barcelona
Porsche Carrera Cup France
Qualifying
Pit Stop Analysis

PORSCHE
CARRERA CUP
FRANCE

888

François Lansard

AM

CLRT

Porsche

Nr.	In Day Time	In Time	Out Time	Pit Time	T. Pit Time	Handicap	Penalty
1	10:29:53.255	10:29:53.255	10:39:00.505	9:07.250	9:07.250		

911

Christophe Lapierre

PROAM

Sébastien Loeb Racing

Porsche

Nr.	In Day Time	In Time	Out Time	Pit Time	T. Pit Time	Handicap	Penalty
1	10:29:16.546	10:29:16.546	10:32:20.986	3:04.440	3:04.440		

991

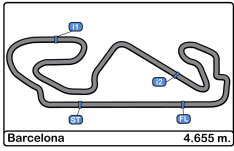
Ugo Gazil

PRO

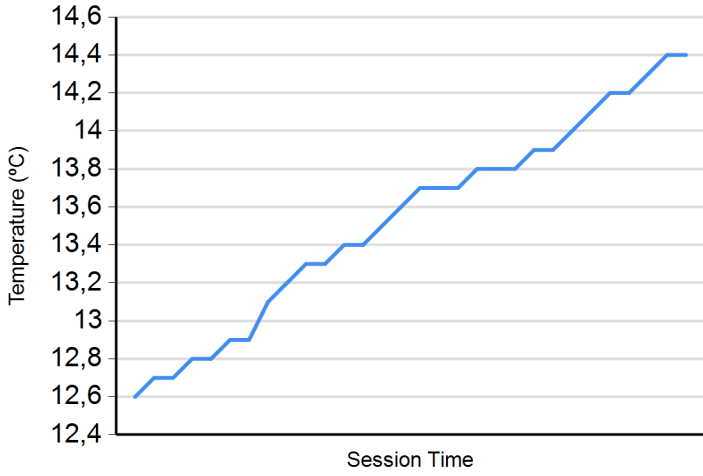
Pierre Martinet by Alméras

Porsche

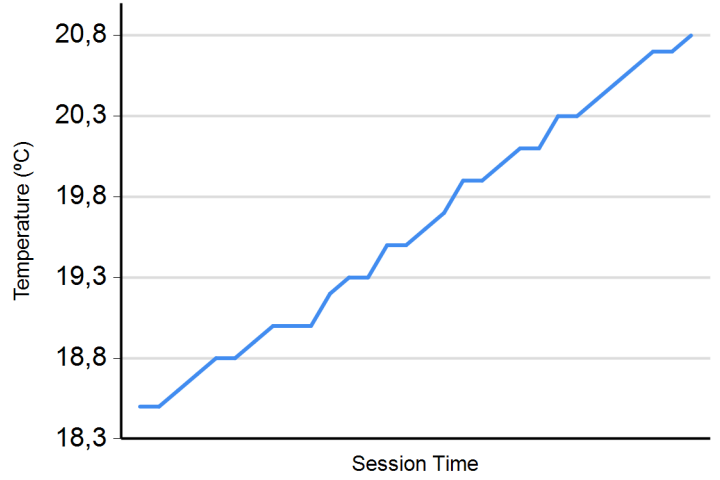
Nr.	In Day Time	In Time	Out Time	Pit Time	T. Pit Time	Handicap	Penalty
1	10:28:55.666	10:28:55.666	10:35:25.359	6:29.693	6:29.693		



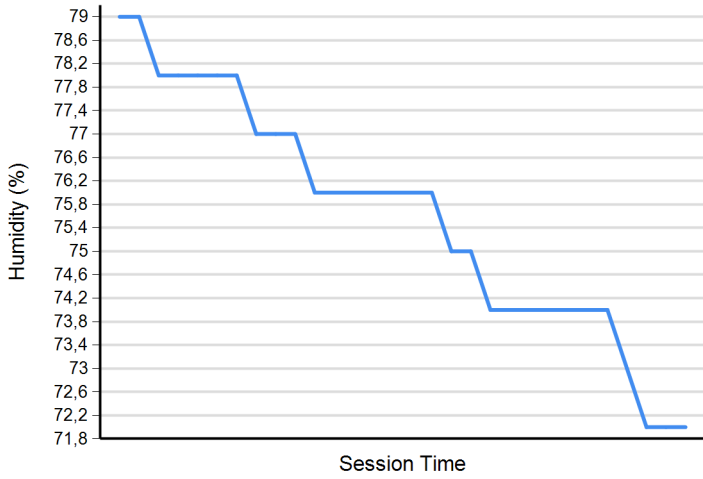
Air Temperature



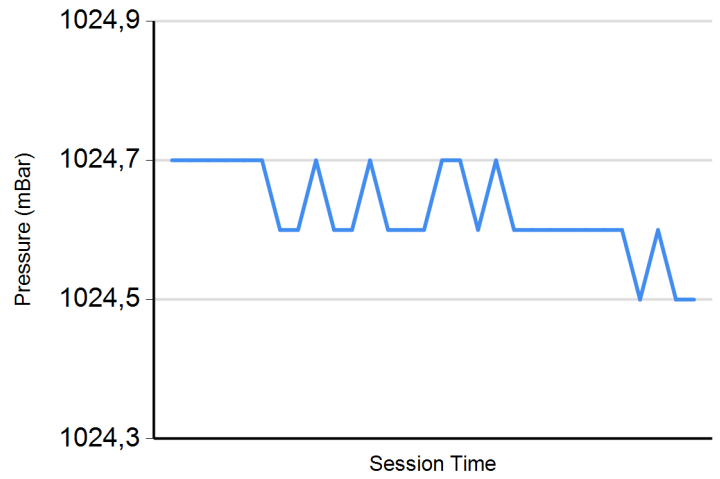
Track Temperature



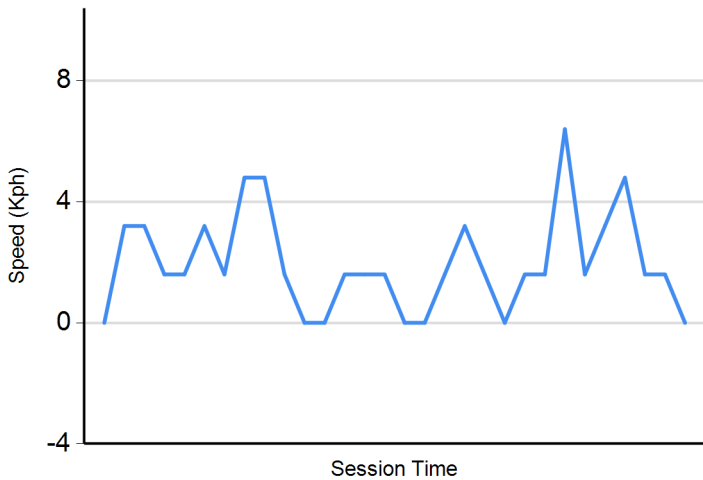
Humidity



Pressure



Wind Speed



Wind direction

North = 0°/360° Est = 90° South = 180° West = 270°

