

Circuito de Barcelona
Porsche Carrera Cup France
Free Practice - 1
Provisional Results



Cls	N°	Driver	Nat	Team	Class	Cls	Laps	Best	Time	Gap	Interval	Km/h
1	69	Florian Latorre	FRA	CLRT	PRO	1	18	4	1:49.189			153.4
2	85	Hugo Chevalier	FRA	CLRT	PRO	2	18	5	1:49.388	0.199	0.199	153.1
3	1	Ayhancan Güven	TUR	Martinet by Alméras	PRO	3	19	16	1:49.536	0.347	0.148	152.9
4	91	Jaxon Evans	NZL	BWT Lechner Racing	PRO	4	18	14	1:49.817	0.628	0.281	152.5
5	74	Victor Blugeon	FRA	Pierre Martinet by Alméras	PRO	5	16	4	1:49.834	0.645	0.017	152.5
6	23	Marvin Klein	FRA	Martinet by Alméras	PRO	6	16	3	1:49.837	0.648	0.003	152.5
7	87	Richard Wagner	DEU	BWT Lechner Racing	PRO	7	14	11	1:49.980	0.791	0.143	152.3
8	27	Jean-Baptiste Simmenauer	FRA	BWT Lechner Racing	PRO	8	16	15	1:50.027	0.838	0.047	152.3
9	11	Sylvain Noël	FRA	Racing Technology	PROAM	1	16	5	1:50.281	1.092	0.254	151.9
10	991	Ugo Gazil	FRA	Pierre Martinet by Alméras	PRO	9	19	12	1:50.292	1.103	0.011	151.9
11	5	Adam Eteki	FRA	CLRT	PRO	10	18	5	1:50.302	1.113	0.010	151.9
12	33	Evan Spenle	FRA	Sébastien Loeb Racing	PRO	11	19	18	1:50.766	1.577	0.464	151.2
13	55	Nicolas Misslin	FRA	BWT Lechner Racing	PROAM	2	12	11	1:50.781	1.592	0.015	151.2
14	26	Emil Caumes	FRA	CLRT	AM	1	17	11	1:50.795	1.606	0.014	151.2
15	911	Christophe Lapierre	FRA	Sébastien Loeb Racing	PROAM	3	19	5	1:50.797	1.608	0.002	151.2
16	20	Victor Weyrich	FRA	Pierre Martinet by Alméras	PRO	12	16	5	1:51.059	1.870	0.262	150.8
17	30	Roland Berville	FRA	Pierre Martinet by Alméras	PROAM	4	19	17	1:51.709	2.520	0.650	150.0
18	7	Jérôme Boullery	FRA	Racing Technology	PROAM	5	18	5	1:51.816	2.627	0.107	149.8
19	88	Stéphane Denoual	FRA	Martinet by Alméras	PROAM	6	17	15	1:51.857	2.668	0.041	149.8
20	44	Franck Leherpeur	FRA	Racing Technology	AM	2	18	11	1:52.186	2.997	0.329	149.3
21	4	Mathieu Blaise	FRA	Racing Technology	AM	3	18	5	1:52.378	3.189	0.192	149.1
22	888	François Lansard	FRA	CLRT	AM	4	15	4	1:52.488	3.299	0.110	148.9
23	59	Maxence Maurice	FRA	IMSA Performance	AM	5	18	13	1:52.652	3.463	0.164	148.7

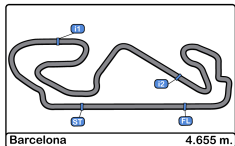
Published at:.....

Track Temp: **23.8 °C** Air Temp: **16.2 °C** Humidity: **72 %** Track Status: **DRY**

Stewards:

Race Director:

Timekeeper:



Circuito de Barcelona
Porsche Carrera Cup France
Free Practice - 1
Provisional Results by Class



Cls	Nº	Driver	Nat	Team	Class	Cls	Laps	Best	Time	Gap	Interval	Km/h
AM												
1	26	Emil Caumes	FRA	CLRT	AM	1	17	11	1:50.795			151.2
2	44	Franck Leherpeur	FRA	Racing Technology	AM	2	18	11	1:52.186	1.391	1.391	149.3
3	4	Mathieu Blaise	FRA	Racing Technology	AM	3	18	5	1:52.378	1.583	0.192	149.1
4	888	François Lansard	FRA	CLRT	AM	4	15	4	1:52.488	1.693	0.110	148.9
5	59	Maxence Maurice	FRA	IMSA Performance	AM	5	18	13	1:52.652	1.857	0.164	148.7

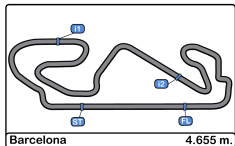
Published at:.....

Track Temp: **23.8 °C** Air Temp: **16.2 °C** Humidity: **72 %** Track Status: **DRY**

Stewards:

Race Director:

Timekeeper:



Circuito de Barcelona
Porsche Carrera Cup France
Free Practice - 1
Provisional Results by Class



Cls	Nº	Driver	Nat	Team	Class	Cls	Laps	Best	Time	Gap	Interval	Km/h
PRO												
1	69	Florian Latorre	FRA	CLRT	PRO	1	18	4	1:49.189			153.4
2	85	Hugo Chevalier	FRA	CLRT	PRO	2	18	5	1:49.388	0.199	0.199	153.1
3	1	Ayhancan Güven	TUR	Martinet by Alméras	PRO	3	19	16	1:49.536	0.347	0.148	152.9
4	91	Jaxon Evans	NZL	BWT Lechner Racing	PRO	4	18	14	1:49.817	0.628	0.281	152.5
5	74	Victor Blugeon	FRA	Pierre Martinet by Alméras	PRO	5	16	4	1:49.834	0.645	0.017	152.5
6	23	Marvin Klein	FRA	Martinet by Alméras	PRO	6	16	3	1:49.837	0.648	0.003	152.5
7	87	Richard Wagner	DEU	BWT Lechner Racing	PRO	7	14	11	1:49.980	0.791	0.143	152.3
8	27	Jean-Baptiste Simmenauer	FRA	BWT Lechner Racing	PRO	8	16	15	1:50.027	0.838	0.047	152.3
9	991	Ugo Gazil	FRA	Pierre Martinet by Alméras	PRO	9	19	12	1:50.292	1.103	0.265	151.9
10	5	Adam Eteki	FRA	CLRT	PRO	10	18	5	1:50.302	1.113	0.010	151.9
11	33	Evan Spenle	FRA	Sébastien Loeb Racing	PRO	11	19	18	1:50.766	1.577	0.464	151.2
12	20	Victor Weyrich	FRA	Pierre Martinet by Alméras	PRO	12	16	5	1:51.059	1.870	0.293	150.8

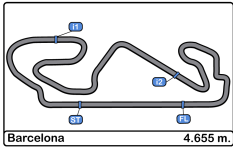
Published at:.....

Track Temp: **23.8 °C** Air Temp: **16.2 °C** Humidity: **72 %** Track Status: **DRY**

Stewards:

Race Director:

Timekeeper:



Circuito de Barcelona
Porsche Carrera Cup France
Free Practice - 1
Provisional Results by Class



Cls	N°	Driver	Nat	Team	Class	Cls	Laps	Best	Time	Gap	Interval	Km/h
PROAM												
1	11	Sylvain Noël	FRA	Racing Technology	PROAM	1	16	5	1:50.281			151.9
2	55	Nicolas Misslin	FRA	BWT Lechner Racing	PROAM	2	12	11	1:50.781	0.500	0.500	151.2
3	911	Christophe Lapierre	FRA	Sébastien Loeb Racing	PROAM	3	19	5	1:50.797	0.516	0.016	151.2
4	30	Roland Berville	FRA	Pierre Martinet by Alméras	PROAM	4	19	17	1:51.709	1.428	0.912	150.0
5	7	Jérôme Boullery	FRA	Racing Technology	PROAM	5	18	5	1:51.816	1.535	0.107	149.8
6	88	Stéphane Denoual	FRA	Martinet by Alméras	PROAM	6	17	15	1:51.857	1.576	0.041	149.8

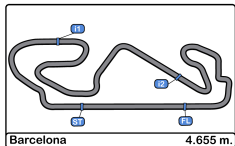
Published at:.....

Track Temp: **23.8 °C** Air Temp: **16.2 °C** Humidity: **72 %** Track Status: **DRY**

Stewards:

Race Director:

Timekeeper:



Circuito de Barcelona
Porsche Carrera Cup France
Free Practice - 1



Provisional 2 Fastest Lap Results

Cls	Nº	Driver	Nat	Team	Class	Cls	Laps	Best	Time	Gap	Interval	Km/h
1	69	Florian Latorre	FRA	CLRT	PRO	1	18	7	1:49.300			153.4
2	85	Hugo Chevalier	FRA	CLRT	PRO	2	18	10	1:49.721	0.421	0.421	153.1
3	1	Ayhancan Güven	TUR	Martinet by Alméras	PRO	3	19	15	1:49.773	0.473	0.052	152.9
4	91	Jaxon Evans	NZL	BWT Lechner Racing	PRO	4	18	5	1:49.851	0.551	0.078	152.5
5	74	Victor Blugeon	FRA	Pierre Martinet by Alméras	PRO	5	16	5	1:49.855	0.555	0.004	152.5
6	23	Marvin Klein	FRA	Martinet by Alméras	PRO	6	16	5	1:49.892	0.592	0.037	152.5
7	27	Jean-Baptiste Simmenauer	FRA	BWT Lechner Racing	PRO	7	16	13	1:50.035	0.735	0.143	152.3
8	87	Richard Wagner	DEU	BWT Lechner Racing	PRO	8	14	12	1:50.229	0.929	0.194	152.3
9	5	Adam Eteki	FRA	CLRT	PRO	9	18	6	1:50.372	1.072	0.143	151.9
10	11	Sylvain Noël	FRA	Racing Technology	PROAM	1	16	4	1:50.587	1.287	0.215	151.9
11	991	Ugo Gazil	FRA	Pierre Martinet by Alméras	PRO	10	19	11	1:50.724	1.424	0.137	151.9
12	55	Nicolas Misslin	FRA	BWT Lechner Racing	PROAM	2	12	6	1:50.825	1.525	0.101	151.2
13	911	Christophe Lapierre	FRA	Sébastien Loeb Racing	PROAM	3	19	4	1:51.075	1.775	0.250	151.2
14	26	Emil Caumes	FRA	CLRT	AM	1	17	10	1:51.092	1.792	0.017	151.2
15	20	Victor Weyrich	FRA	Pierre Martinet by Alméras	PRO	11	16	15	1:51.103	1.803	0.011	150.8
16	33	Evan Spenle	FRA	Sébastien Loeb Racing	PRO	12	19	14	1:51.155	1.855	0.052	151.2
17	30	Roland Berville	FRA	Pierre Martinet by Alméras	PROAM	4	19	18	1:51.720	2.420	0.565	150.0
18	7	Jérôme Boullery	FRA	Racing Technology	PROAM	5	18	4	1:51.900	2.600	0.180	149.8
19	88	Stéphane Denoual	FRA	Martinet by Alméras	PROAM	6	17	8	1:51.931	2.631	0.031	149.8
20	44	Franck Leherpeur	FRA	Racing Technology	AM	2	18	12	1:52.260	2.960	0.329	149.3
21	4	Mathieu Blaise	FRA	Racing Technology	AM	3	18	11	1:52.646	3.346	0.386	149.1
22	59	Maxence Maurice	FRA	IMSA Performance	AM	4	18	15	1:52.743	3.443	0.097	148.7
23	888	François Lansard	FRA	CLRT	AM	5	15	14	1:52.906	3.606	0.163	148.9

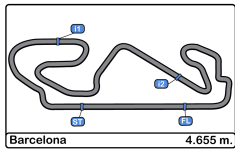
Published at:.....

Track Temp: 23.8 °C Air Temp: 16.2 °C Humidity: 72 % Track Status: DRY

Stewards:

Race Director:

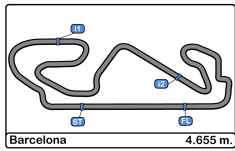
Timekeeper:



Circuito de Barcelona
Porsche Carrera Cup France
Free Practice - 1
Lap Analysis



1 Ayhancan Güven							5 Adam Eteki								
PRO							CLRT								
Lap	D	Time	Sector 1	Sector 2	Sector 3	T. Spd	Elapsed	Lap	D	Time	Sector 1	Sector 2	Sector 3	T. Spd	Elapsed
1		10:38:16.943	10:36:53.516	45.266	38.161	100.7	10:38:16.943	1		10:38:27.911 P	10:36:55.940	45.641	46.330	115.1	10:38:27.911
2		1:51.303	32.260	42.626	36.417	264.0	10:40:08.246	2		2:59.844 P	1:18.281	54.706	46.857	134.3	10:41:27.755
3		1:51.061	31.565	43.394	36.102	269.3	10:41:59.307	3		2:30.115	1:10.671	42.779	36.665	184.9	10:43:57.870
4		1:50.101	31.380	42.350	36.371	272.0	10:43:49.408	4		1:50.522	31.494	42.525	36.503	270.6	10:45:48.392
5		1:51.758	31.351	44.025	36.382	272.7	10:45:41.166	5		1:50.302	31.482	42.247	36.573	269.3	10:47:38.694
6		1:50.398	31.373	42.509	36.516	273.4	10:47:31.564	6		1:50.372	31.459	42.518	36.395	270.0	10:49:29.066
7		1:59.277 P	31.483	43.870	43.924	272.7	10:49:30.841	7		1:50.610	31.575	42.489	36.546	270.0	10:51:19.676
8		5:28.203	4:00.495	48.584	39.124	146.3	10:54:59.044	8		1:50.420	31.515	42.455	36.450	270.0	10:53:10.096
9		1:52.212	31.683	43.902	36.627	267.3	10:56:51.256	9		2:01.051 P	31.651	45.674	43.726	269.3	10:55:11.147
10		1:52.521	31.700	43.932	36.889	268.6	10:58:43.777	10		4:33.800	3:14.048	43.051	36.701	194.2	10:59:44.947
11		1:50.914	31.735	42.633	36.546	268.6	11:00:34.691	11		1:51.080	31.648	42.749	36.683	270.6	11:01:36.027
12		1:56.881 P	31.505	42.522	42.854	269.3	11:02:31.572	12		1:50.598	31.437	42.501	36.660	270.6	11:03:26.625
13		4:45.785	3:25.102	44.049	36.634	67.7	11:07:17.357	13		1:59.090 P	31.654	43.221	44.215	270.0	11:05:25.715
14		1:52.852	31.548	45.063	36.241	268.6	11:09:10.209	14		3:37.955	2:06.751	53.551	37.653	123.4	11:09:03.670
15		1:49.773	31.584	42.169	36.020	270.0	11:10:59.982	15		1:53.593	33.924	42.987	36.682	216.8	11:10:57.263
16		1:49.536	31.263	42.209	36.064	272.7	11:12:49.518	16		1:50.895	31.635	42.714	36.546	268.6	11:12:48.158
17		1:58.614	31.826	46.281	40.507	273.4	11:14:48.132	17		1:50.493	31.435	42.514	36.544	270.6	11:14:38.651
18		1:50.102	31.491	42.403	36.208	272.0	11:16:38.234	18		2:05.042 P	31.775	45.915	47.352	270.0	11:16:43.693
19		2:02.222 P	32.422	42.778	47.022	235.8	11:18:40.456								
4 Mathieu Blaise							7 Jérôme Boullery								
AM							PROAM								
Lap	D	Time	Sector 1	Sector 2	Sector 3	T. Spd	Elapsed	Lap	D	Time	Sector 1	Sector 2	Sector 3	T. Spd	Elapsed
1		10:39:01.899	10:37:26.437	53.209	42.253	137.2	10:39:01.899	1		10:38:41.875	10:37:10.287	51.009	40.579	123.7	10:38:41.875
2		2:09.703	36.464	51.731	41.508	184.6	10:41:11.602	2		1:59.211	35.149	45.985	38.077	204.5	10:40:41.086
3		2:02.062	35.258	47.527	39.277	211.7	10:43:13.664	3		1:53.850	32.625	43.891	37.334	258.9	10:42:34.936
4		1:53.945	32.989	43.188	37.768	262.1	10:45:07.609	4		1:51.900	31.945	42.917	37.038	268.6	10:44:26.836
5		1:52.378	31.911	42.986	37.481	267.3	10:46:59.987	5		1:51.816	31.858	43.092	36.866	267.3	10:46:18.652
6		1:52.887	31.811	42.967	38.109	268.6	10:48:52.874	6		1:52.580	31.720	43.551	37.309	268.6	10:48:11.232
7		2:02.270 P	31.896	43.874	46.500	267.9	10:50:55.144	7		1:51.955	31.916	43.087	36.952	268.6	10:50:03.187
8		4:53.699	3:27.866	46.310	39.523	161.9	10:55:48.843	8		2:05.669 P	31.922	43.004	50.743	267.9	10:52:08.856
9		1:56.433	33.177	45.298	37.958	263.4	10:57:45.276	9		5:54.192	4:30.132	46.271	37.789	148.9	10:58:03.048
10		1:53.159	32.254	43.365	37.540	266.6	10:59:38.435	10		1:52.959	32.066	43.581	37.312	267.3	10:59:56.007
11		1:52.646	31.789	43.272	37.585	267.9	11:01:31.081	11		1:52.436	32.200	42.983	37.253	267.9	11:01:48.443
12		1:52.703	31.768	43.127	37.808	268.6	11:03:23.784	12		1:52.525	32.073	43.286	37.166	267.9	11:03:40.968
13		1:54.289	32.204	43.502	38.583	268.6	11:05:18.073	13		1:52.694	31.874	43.093	37.727	270.0	11:05:33.662
14		2:02.454	36.483	47.463	38.508	210.9	11:07:20.527	14		1:59.578	32.001	45.218	42.359	268.6	11:07:33.240
15		2:01.890 P	32.000	43.808	46.082	267.9	11:09:22.417	15		1:52.882	32.074	43.366	37.442	270.6	11:09:26.122
16		3:05.707	1:43.181	44.745	37.781	168.2	11:12:28.124	16		1:52.519	32.057	43.194	37.268	272.7	11:11:18.641
17		1:53.367	32.007	43.692	37.668	267.3	11:14:21.491	17		1:54.718	31.876	43.304	39.538	271.3	11:13:13.359
18		2:07.295 P	31.949	43.464	51.882	267.3	11:16:28.786	18		2:05.244 P	31.842	43.057	50.345	271.3	11:15:18.603



Circuito de Barcelona
Porsche Carrera Cup France
Free Practice - 1
Lap Analysis



11 Sylvain Noël Porsche **26** Emil Caumes Porsche
 PROAM Racing Technology AM CLRT

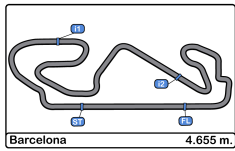
Lap	D	Time	Sector 1	Sector 2	Sector 3	T. Spd	Elapsed	Lap	D	Time	Sector 1	Sector 2	Sector 3	T. Spd	Elapsed
1		10:38:44.107 P	10:37:01.013	49.659	53.435	142.2	10:38:44.107	1		10:38:40.373	10:37:12.093	48.460	39.820	155.8	10:38:40.373
2		2:20.606	58.888	44.194	37.524	163.8	10:41:04.713	2		1:55.055	33.135	44.155	37.765	262.1	10:40:35.428
3		1:51.624	32.027	42.585	37.012	267.3	10:42:56.337	3		1:52.447	32.214	43.229	37.004	267.3	10:42:27.875
4		1:50.587	31.645	42.454	36.488	267.9	10:44:46.924	4		1:51.914	31.599	42.861	37.454	269.3	10:44:19.789
5		1:50.281	31.383	42.269	36.629	269.3	10:46:37.205	5		1:51.551	31.641	42.809	37.101	270.0	10:46:11.340
6		2:09.743 P	37.877	46.206	45.660	205.3	10:48:46.948	6		2:04.656 P	32.005	43.050	49.601	270.6	10:48:15.996
7		7:48.362 P	6:16.854	45.385	46.123	181.5	10:56:35.310	7		7:19.710	5:38.812	57.864	43.034	99.8	10:55:35.706
8		3:24.769	2:05.163	42.989	36.617	190.1	11:00:00.079	8		1:59.529	34.519	46.358	38.652	219.0	10:57:35.235
9		2:02.474 P	31.752	46.493	44.229	270.0	11:02:02.553	9		1:52.675	32.634	43.223	36.818	264.7	10:59:27.910
10		5:47.260	4:17.485	49.719	40.056	176.4	11:07:49.813	10		1:51.092	31.782	42.635	36.675	267.9	11:01:19.002
11		1:58.892	33.090	45.719	40.083	260.2	11:09:48.705	11		1:50.795	31.680	42.611	36.504	268.6	11:03:09.797
12		1:52.009	31.967	42.759	37.283	266.6	11:11:40.714	12		1:51.384	31.479	42.687	37.218	269.3	11:05:01.181
13		1:51.598	31.946	42.727	36.925	268.6	11:13:32.312	13		1:51.137	31.788	42.472	36.877	269.3	11:06:52.318
14		1:54.249	31.782	43.003	39.464	268.6	11:15:26.561	14		2:02.236 P	31.945	43.892	46.399	268.6	11:08:54.554
15		1:51.194	31.640	42.555	36.999	268.6	11:17:17.755	15		5:45.176	4:21.007	46.092	38.077	191.8	11:14:39.730
16		2:18.238 P	31.601	48.779	57.858	269.3	11:19:35.993	16		1:51.880	31.829	42.860	37.191	270.6	11:16:31.610
17		4:07.930 P	2:27.878	45.504	54.548	196.7	11:20:39.540								

20 Victor Weyrich Porsche **27** Jean-Baptiste Simmenauer Porsche
 PRO Pierre Martinet by Alméras BWT Lechner Racing

Lap	D	Time	Sector 1	Sector 2	Sector 3	T. Spd	Elapsed	Lap	D	Time	Sector 1	Sector 2	Sector 3	T. Spd	Elapsed
1		10:38:26.960	10:36:59.963	48.339	38.658	142.1	10:38:26.960	1		10:43:07.728	10:41:41.615	47.917	38.196	136.8	10:43:07.728
2		1:52.839	32.799	43.258	36.782	250.0	10:40:19.799	2		1:53.036	32.904	43.068	37.064	251.7	10:45:00.764
3		1:51.292	31.626	42.529	37.137	267.3	10:42:11.091	3		1:51.200	31.690	42.771	36.739	268.6	10:46:51.964
4		1:51.352	31.787	42.602	36.963	267.9	10:44:02.443	4		1:51.106	31.413	42.845	36.848	269.3	10:48:43.070
5		1:51.059	31.632	42.654	36.773	269.3	10:45:53.502	5		1:50.732	31.406	42.773	36.553	270.0	10:50:33.802
6		1:51.310	31.646	42.678	36.986	269.3	10:47:44.812	6		1:50.750	31.603	42.695	36.452	268.6	10:52:24.552
7		2:01.898 P	31.935	42.794	47.169	269.3	10:49:46.710	7		1:58.383 P	31.583	42.901	43.899	268.6	10:54:22.935
8		5:35.764	4:06.941	48.712	40.111	120.1	10:55:22.474	8		6:18.802	4:57.063	44.493	37.246	148.5	11:00:41.737
9		2:17.671 P	38.292	53.076	46.303	216.0	10:57:40.145	9		1:52.037	32.041	43.186	36.810	260.2	11:02:33.774
10		6:15.409	4:52.558	45.136	37.715	146.5	11:03:55.554	10		1:54.126	32.310	45.316	36.500	268.6	11:04:27.900
11		1:51.566	32.032	42.660	36.874	265.3	11:05:47.120	11		1:50.324	31.415	42.450	36.459	268.6	11:06:18.224
12		1:52.028	31.879	42.787	37.362	266.6	11:07:39.148	12		1:53.282	32.910	42.567	37.805	267.9	11:08:11.506
13		2:15.340 P	31.757	42.911	1:00.672	269.3	11:09:54.488	13		1:50.035	31.279	42.406	36.350	270.0	11:10:01.541
14		4:56.724	3:36.067	43.264	37.393	195.2	11:14:51.212	14		1:50.519	31.367	42.469	36.683	270.6	11:11:52.060
15		1:51.103	31.582	42.660	36.861	269.3	11:16:42.315	15		1:50.027	31.202	42.196	36.629	271.3	11:13:42.087
16		2:01.541 P	31.785	42.805	46.951	268.6	11:18:43.856	16		1:58.753 P	31.377	43.093	44.283	271.3	11:15:40.840

23 Marvin Klein Porsche
 PRO Martinet by Alméras

Lap	D	Time	Sector 1	Sector 2	Sector 3	T. Spd	Elapsed
1		10:38:17.771	10:36:54.736	44.626	38.409	114.0	10:38:17.771
2		1:50.935	32.006	42.673	36.256	267.3	10:40:08.706
3		1:49.837	31.370	42.299	36.168	272.0	10:41:58.543
4		1:49.896	31.472	42.356	36.068	269.3	10:43:48.439
5		1:49.892	31.284	42.261	36.347	269.3	10:45:38.331
6		1:55.771 P	31.476	42.176	42.119	268.6	10:47:34.102
7		4:56.033	3:37.147	42.691	36.195	101.5	10:52:30.135
8		1:50.585	31.355	42.752	36.478	269.3	10:54:20.720
9		1:53.149	31.558	45.232	36.359	267.3	10:56:13.869
10		1:58.832 P	31.441	44.571	42.820	267.9	10:58:12.701
11		5:09.426	3:40.897	47.216	41.313	166.9	11:03:22.127
12		1:51.579	31.868	42.785	36.926	267.3	11:05:13.706
13		1:50.463	31.504	42.331	36.628	269.3	11:07:04.169
14		1:50.092	31.373	42.178	36.541	270.0	11:08:54.261
15		1:50.148	31.401	42.186	36.561	267.9	11:10:44.409
16		1:57.566 P	31.561	42.492	43.513	269.3	11:12:41.975



Circuito de Barcelona
Porsche Carrera Cup France
Free Practice - 1
Lap Analysis



30

Roland Berville

Porsche **44**

Franck Leherpeur

Porsche

PROAM							Pierre Martinet by Alméras AM							Racing Technology									
Lap	D	Time	Sector 1	Sector 2	Sector 3	T. Spd	Elapsed	Lap	D	Time	Sector 1	Sector 2	Sector 3	T. Spd	Elapsed	Lap	D	Time	Sector 1	Sector 2	Sector 3	T. Spd	Elapsed
1		10:39:14.422	10:37:43.366	49.447	41.609	115.6	10:39:14.422	1		10:38:44.964	10:37:15.469	49.322	40.173	156.2	10:38:44.964								
2		1:55.956	33.356	44.515	38.085	258.3	10:41:10.378	2		1:58.597	34.835	45.401	38.361	222.6	10:40:43.561								
3		1:52.773	32.447	43.212	37.114	264.0	10:43:03.151	3		1:54.684	32.788	44.190	37.706	266.6	10:42:38.245								
4		1:52.557	31.767	43.338	37.452	265.3	10:44:55.708	4		1:53.328	32.135	43.357	37.836	266.6	10:44:31.573								
5		1:53.017	31.758	43.439	37.820	266.0	10:46:48.725	5		1:52.870	32.306	43.260	37.304	267.3	10:46:24.443								
6		1:52.355	31.889	43.266	37.200	265.3	10:48:41.080	6		2:05.497 P	32.053	43.428	50.016	268.6	10:48:29.940								
7		2:10.149 P	34.253	49.236	46.660	264.0	10:50:51.229	7		5:11.575	3:44.457	47.103	40.015	161.4	10:53:41.515								
8		5:12.399	3:38.725	51.615	42.059	128.8	10:56:03.628	8		2:00.057	35.687	45.444	38.926	234.2	10:55:41.572								
9		1:53.642	32.656	43.373	37.613	262.1	10:57:57.270	9		1:55.975	32.681	44.852	38.442	265.3	10:57:37.547								
10		1:53.067	32.584	43.261	37.222	265.3	10:59:50.337	10		1:56.270	34.008	44.491	37.771	268.6	10:59:33.817								
11		1:52.244	31.917	43.010	37.317	266.6	11:01:42.581	11		1:52.186	31.928	43.152	37.106	267.3	11:01:26.003								
12		1:52.905	31.716	43.327	37.862	267.3	11:03:35.486	12		1:52.260	32.046	43.176	37.038	268.6	11:03:18.263								
13		2:07.526 P	33.251	46.343	47.932	263.4	11:05:43.012	13		2:04.092 P	33.993	43.579	46.520	269.3	11:05:22.355								
14		4:35.055	3:10.673	45.591	38.791	154.5	11:10:18.067	14		4:03.134	2:40.091	44.836	38.207	166.1	11:09:25.489								
15		1:53.745	32.641	43.545	37.559	262.1	11:12:11.812	15		1:52.344	32.098	43.160	37.086	268.6	11:11:17.833								
16		1:52.775	32.362	43.427	36.986	266.0	11:14:04.587	16		1:53.232	32.172	43.423	37.637	269.3	11:13:11.065								
17		1:51.709	31.862	42.834	37.013	265.3	11:15:56.296	17		1:53.627	32.224	43.452	37.951	268.6	11:15:04.692								
18		1:51.720	31.683	43.155	36.882	266.0	11:17:48.016	18		2:04.642 P	32.601	43.780	48.261	264.7	11:17:09.334								
19		2:11.620 P	35.303	47.258	49.059	212.5	11:19:59.636																

33

Evan Spenle

Porsche

55 Nicolas Misslin

Porsche

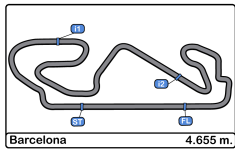
PRO							Sébastien Loeb Racing							PROAM							BWT Lechner Racing										
Lap	D	Time	Sector 1	Sector 2	Sector 3	T. Spd	Elapsed	Lap	D	Time	Sector 1	Sector 2	Sector 3	T. Spd	Elapsed	Lap	D	Time	Sector 1	Sector 2	Sector 3	T. Spd	Elapsed	Lap	D	Time	Sector 1	Sector 2	Sector 3	T. Spd	Elapsed
1		10:38:20.908	10:36:56.851	45.801	38.256	129.4	10:38:20.908	1		10:43:09.406	10:41:43.489	46.886	39.031	110.7	10:43:09.406																
2		1:53.486	32.807	43.453	37.226	264.7	10:40:14.394	2		1:54.428	32.650	44.060	37.718	266.0	10:45:03.834																
3		1:51.323	31.732	42.749	36.842	268.6	10:42:05.717	3		1:51.507	31.808	42.758	36.941	268.6	10:46:55.341																
4		1:51.209	31.817	42.699	36.693	268.6	10:43:56.926	4		1:51.061	31.830	42.469	36.762	270.0	10:48:46.402																
5		1:52.314	31.845	43.561	36.908	268.6	10:45:49.240	5		1:51.141	31.841	42.631	36.669	269.3	10:50:37.543																
6		1:51.264	31.802	42.814	36.648	272.7	10:47:40.504	6		1:50.825	31.736	42.490	36.599	269.3	10:52:28.368																
7		1:51.367	31.736	42.744	36.887	270.6	10:49:31.871	7		2:06.790 P	31.733	44.912	50.145	269.3	10:54:35.158																
8		1:51.585	31.833	42.753	36.999	270.6	10:51:23.456	8		6:14.077	4:38.229	46.281	49.567	110.9	11:00:49.235																
9		2:01.542 P	31.955	43.974	45.613	270.6	10:53:24.998	9		1:54.756	32.290	44.157	38.309	266.6	11:02:43.991																
10		5:56.069	4:35.015	43.678	37.376	184.3	10:59:21.067	10		1:52.679	32.049	42.675	37.955	267.3	11:04:36.670																
11		1:52.528	31.916	43.315	37.297	267.9	11:01:13.595	11		1:50.781	31.656	42.360	36.765	271.3	11:06:27.451																
12		1:51.497	31.942	42.780	36.775	267.9	11:03:05.092	12		2:01.030 P	31.761	43.133	46.136	268.6	11:08:28.481																

59

Maxence Maurice

Porsche

AM							IMSA Performance								
Lap	D	Time	Sector 1	Sector 2	Sector 3	T. Spd	Elapsed	Lap	D	Time	Sector 1	Sector 2	Sector 3	T. Spd	Elapsed
1		10:38:50.138	10:37:19.812	49.751	40.575	145.1	10:38:50.138	1		10:38:50.138	10:37:19.812	49.751	40.575	145.1	10:38:50.138
2		1:58.848	36.938	43.816	38.094	182.7	10:40:48.986	2		1:58.848	36.938	43.816	38.094	182.7	10:40:48.986
3		1:55.024	32.747	44.206	38.071	266.6	10:42:44.010	3		1:55.024	32.747	44.206	38.071	266.6	10:42:44.010
4		1:53.488	33.345	42.878	37.265	268.6	10:44:37.498	4		1:53.488	33.345	42.878	37.265	268.6	10:44:37.498
5		1:53.028	32.009	43.526	37.493	268.6	10:46:30.526	5		1:53.028	32.009	43.526	37.493	268.6	10:46:30.526
6		2:24.941 P	31.840	1:04.050	49.051	268.6	10:48:55.467	6		2:24.941 P	31.840	1:04.050	49.051	268.6	10:48:55.467
7		6:41.614	5:05.070	53.614	42.930	191.1	10:55:37.081	7		6:41.614	5:05.070	53.614	42.930	191.1	10:55:37.081
8		1:59.266	34.254	46.924	38.088	243.7	10:57:36.347	8		1:59.266	34.254	46.924	38.088	243.7	10:57:36.347
9		1:52.991	32.457	43.369	37.165	265.3	10:59:29.338	9		1:52.991	32.457	43.369	37.165	265.3	10:59:29.338
10		1:52.822	32.248	43.124	37.450	268.6	11:01:22.160	10		1:52.822	32.248	43.124	37.450	268.6	11:01:22.160
11		1:53.540	31.930	43.628	37.982	269.3	11:03:15.700	11		1:53.540	31.930	43.628	37.982	269.3	11:03:15.700
12		1:53.860	33.366	43.149	37.345	268.6	11:05:09.560	12		1:53.860	33.366	43.149	37.345	268.6	11:05:09.560
13		1:52.652	31.925	42.901	37.826	267.9	11:07:02.212	13		1:52.652	31.925	42.901	37.826	267.9	11:07:02.212
14		1:53.254	31.854	43.206	38.194	267.9	11:08:55.466	14		1:53.254	31.854	43.206	38.194	267.9	11:08:55.466
15		1:52.743	32.171	43.206	37.366	270.0	11:10:48.209	15		1:52.743	32.171	43.206	37.366	270.0	11:10:48.209
16		1:53.624	31.812	43.800	38.012	269.3	11:12:41.833	16		1:53.624	31.812	43.800	38.012	269.3	11:12:41.833
17		1:53.645	32.133	43.787	37.725	270.0	11:14:35.478	17		1:53.645	32.133	43.787	37.725	270.0	11:14:35.478
18		2:07.164 P	32.125	44.735	50.304	267.9	11:16:42.642	18		2:07.164 P	32.125	44.735	50.304	267.9	11:16:42.642



Circuito de Barcelona
 Porsche Carrera Cup France
 Free Practice - 1
 Lap Analysis



69

Florian Latorre

Porsche 85

Hugo Chevalier

Porsche

PRO CLRT PRO CLRT

Lap	D	Time	Sector 1	Sector 2	Sector 3	T. Spd	Elapsed	Lap	D	Time	Sector 1	Sector 2	Sector 3	T. Spd	Elapsed
1		10:38:16.316	10:36:53.734	45.130	37.452	102.8	10:38:16.316	1		10:39:14.072	10:37:37.671	54.244	42.157	127.2	10:39:14.072
2		1:50.498	31.996	42.454	36.048	262.7	10:40:06.814	2		2:08.279	38.440	46.897	42.942	193.8	10:41:22.351
3		1:49.372	31.407	41.985	35.980	266.0	10:41:56.186	3		1:58.861	37.155	44.677	37.029	195.6	10:43:21.212
4		1:49.189	31.142	41.989	36.058	267.9	10:43:45.375	4		1:49.819	31.506	42.086	36.227	267.3	10:45:11.031
5		2:00.109 P	31.678	42.997	45.434	267.9	10:45:45.484	5		1:49.388	31.144	41.967	36.277	269.3	10:47:00.419
6		5:02.804	3:43.884	42.365	36.555	193.2	10:50:48.288	6		1:58.595 P	31.724	42.737	44.134	272.7	10:48:59.014
7		1:49.300	31.243	42.185	35.872	267.3	10:52:37.588	7		6:17.136	4:49.223	49.142	38.771	110.9	10:55:16.150
8		1:58.713	31.164	44.753	42.796	269.3	10:54:36.301	8		1:59.357	34.369	47.406	37.582	222.2	10:57:15.507
9		1:51.093	31.350	43.260	36.483	267.3	10:56:27.394	9		1:50.782	31.738	42.344	36.700	266.6	10:59:06.289
10		2:00.982 P	31.390	45.822	43.770	267.9	10:58:28.376	10		1:49.721	31.357	42.298	36.066	267.9	11:00:56.010
11		4:08.565 P	2:23.621	49.942	55.002	140.8	11:02:36.941	11		1:49.725	31.262	42.012	36.451	270.0	11:02:45.735
12		2:58.234	1:39.108	42.699	36.427	135.5	11:05:35.175	12		1:50.053	31.388	42.246	36.419	272.0	11:04:35.788
13		1:56.738	31.332	43.622	41.784	270.6	11:07:31.913	13		2:04.609 P	31.441	42.243	50.925	270.6	11:06:40.397
14		1:51.346	31.338	42.499	37.509	270.0	11:09:23.259	14		5:08.220	3:49.269	42.408	36.543	177.9	11:11:48.617
15		1:49.563	31.331	42.178	36.054	270.0	11:11:12.822	15		1:50.271	31.459	42.399	36.413	268.6	11:13:38.888
16		2:04.835	31.170	55.952	37.713	271.3	11:13:17.657	16		1:50.691	31.272	42.277	37.142	270.0	11:15:29.579
17		1:49.546	31.102	42.294	36.150	270.6	11:15:07.203	17		1:50.697	31.387	42.644	36.666	269.3	11:17:20.276
18		2:02.916 P	31.338	43.562	48.016	270.6	11:17:10.119	18		2:17.666 P	31.553	47.381	58.732	270.0	11:19:37.942

74

Victor Blugeon

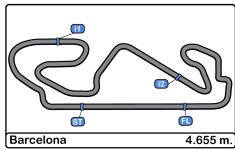
Porsche 87

Richard Wagner

Porsche

PRO Pierre Martinet by Alméras PRO BWT Lechner Racing

Lap	D	Time	Sector 1	Sector 2	Sector 3	T. Spd	Elapsed	Lap	D	Time	Sector 1	Sector 2	Sector 3	T. Spd	Elapsed
1		10:39:10.231	10:37:32.476	56.620	41.135	165.6	10:39:10.231	1		10:42:57.823 P	10:41:08.384	58.728	50.711	119.3	10:42:57.823
2		1:51.811	32.168	43.007	36.636	265.3	10:41:02.042	2		2:29.175	1:04.788	45.941	38.446	183.3	10:45:26.998
3		1:50.572	31.461	42.520	36.591	266.6	10:42:52.614	3		1:51.293	31.953	42.595	36.745	266.0	10:47:18.291
4		1:49.834	31.371	42.269	36.194	268.6	10:44:42.448	4		1:50.865	31.741	42.622	36.502	267.9	10:49:09.156
5		1:49.855	31.183	42.317	36.355	269.3	10:46:32.303	5		1:50.339	31.566	42.418	36.355	267.9	10:50:59.495
6		1:59.796 P	31.460	42.705	45.631	270.6	10:48:32.099	6		1:50.973	31.571	42.845	36.557	269.3	10:52:50.468
7		5:00.776	3:41.535	42.592	36.649	188.1	10:53:32.875	7		2:00.382 P	31.718	44.112	44.552	269.3	10:54:50.850
8		1:55.187	31.378	46.124	37.685	267.3	10:55:28.062	8		5:54.391	4:30.951	44.937	38.503	115.5	11:00:45.241
9		1:59.179 P	31.745	43.895	43.539	268.6	10:57:27.241	9		1:53.168	32.873	43.368	36.927	252.9	11:02:38.409
10		6:12.526	4:35.723	56.544	40.259	98.5	11:03:39.767	10		1:50.563	31.829	42.448	36.286	268.6	11:04:28.972
11		1:51.290	31.865	42.723	36.702	266.6	11:05:31.057	11		1:49.980	31.469	42.386	36.125	270.6	11:06:18.952
12		1:56.349	31.347	43.557	41.445	267.9	11:07:27.406	12		1:50.229	31.306	42.222	36.701	271.3	11:08:09.181
13		1:49.902	31.309	42.222	36.371	268.6	11:09:17.308	13		1:50.268	31.744	42.136	36.388	268.6	11:09:59.449
14		1:50.095	31.408	42.266	36.421	268.6	11:11:07.403	14		1:56.295 P	31.520	43.119	41.656	269.3	11:11:55.744
15		1:50.110	31.370	42.441	36.299	270.0	11:12:57.513								
16		1:59.004 P	31.484	43.449	44.071	271.3	11:14:56.517								



Circuit de Barcelona
Porsche Carrera Cup France
Free Practice - 1
Lap Analysis



88

Stéphane Denoual

Porsche **888**

François Lansard

Porsche

PROAM

Martinet by Alméras AM

CLRT

Lap	D	Time	Sector 1	Sector 2	Sector 3	T. Spd	Elapsed	Lap	D	Time	Sector 1	Sector 2	Sector 3	T. Spd	Elapsed
1		10:38:48.691	10:37:18.056	50.507	40.128	138.6	10:38:48.691	1		10:38:34.993	10:37:04.620	51.110	39.263	158.1	10:38:34.993
2		1:55.350	33.548	44.079	37.723	234.2	10:40:44.041	2		1:55.402	33.039	44.537	37.826	262.1	10:40:30.395
3		1:54.521	32.635	44.257	37.629	270.0	10:42:38.562	3		1:53.730	32.611	43.597	37.522	266.0	10:42:24.125
4		1:53.299	32.169	43.427	37.703	270.0	10:44:31.861	4		1:52.488	31.988	43.225	37.275	268.6	10:44:16.613
5		1:54.083	32.405	43.268	38.410	268.6	10:46:25.944	5		1:53.537	32.837	43.491	37.209	267.9	10:46:10.150
6		1:52.008	31.825	42.943	37.240	269.3	10:48:17.952	6		2:15.075 P	33.470	45.240	56.365	244.8	10:48:25.225
7		1:52.213	32.053	42.994	37.166	268.6	10:50:10.165	7		6:58.163	5:29.165	49.202	39.796	142.6	10:55:23.388
8		1:51.931	32.042	42.983	36.906	268.6	10:52:02.096	8		2:10.409 P	33.166	48.482	48.761	260.2	10:57:33.797
9		7:07.273 P	32.087	5:37.094	58.092	266.6	10:59:09.369	9		7:06.422	5:35.179	48.034	43.209	124.4	11:04:40.219
10		6:39.664	5:08.652	48.558	42.454	162.6	11:05:49.033	10		1:59.666	33.749	46.665	39.252	255.3	11:06:39.885
11		1:55.818	33.364	44.587	37.867	247.1	11:07:44.851	11		1:54.995	32.971	44.483	37.541	263.4	11:08:34.880
12		1:53.959	32.581	43.907	37.471	266.6	11:09:38.810	12		1:53.121	32.422	43.549	37.150	265.3	11:10:28.001
13		1:52.528	32.309	43.191	37.028	265.3	11:11:31.338	13		1:53.795	32.489	43.700	37.606	267.9	11:12:21.796
14		1:51.981	31.898	42.917	37.166	267.9	11:13:23.319	14		1:52.906	32.170	43.418	37.318	266.6	11:14:14.702
15		1:51.857	31.997	43.018	36.842	268.6	11:15:15.176	15		2:10.500 P	32.128	44.884	53.488	268.6	11:16:25.202
16		1:52.824	31.952	43.491	37.381	267.9	11:17:08.000								
17		2:26.453 P	32.369	47.373	1:06.711	266.6	11:19:34.453								

91

Jaxon Evans

Porsche

Christophe Lapierre

Porsche

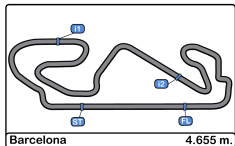
PRO

BWT Lechner Racing

PROAM

Sébastien Loeb Racing

Lap	D	Time	Sector 1	Sector 2	Sector 3	T. Spd	Elapsed	Lap	D	Time	Sector 1	Sector 2	Sector 3	T. Spd	Elapsed
1		10:38:18.685	10:36:54.967	45.394	38.324	112.2	10:38:18.685	1		10:38:32.116	10:37:01.941	50.052	40.123	147.5	10:38:32.116
2		1:51.683	32.424	42.837	36.422	263.4	10:40:10.368	2		1:54.400	33.071	43.674	37.655	264.0	10:40:26.516
3		1:50.166	31.492	42.354	36.320	270.0	10:42:00.534	3		1:52.219	31.988	42.938	37.293	266.6	10:42:18.735
4		1:50.135	31.219	42.476	36.440	271.3	10:43:50.669	4		1:51.075	31.778	42.754	36.543	267.3	10:44:09.810
5		1:49.851	31.310	42.251	36.290	272.0	10:45:40.520	5		1:50.797	31.722	42.423	36.652	268.6	10:46:00.607
6		1:50.046	31.360	42.307	36.379	269.3	10:47:30.566	6		2:26.567 P	32.551	54.015	1:00.001	270.0	10:48:27.174
7		1:50.071	31.345	42.401	36.325	269.3	10:49:20.637	7		4:28.857	3:07.223	43.854	37.780	161.9	10:52:56.031
8		1:52.592	32.916	42.898	36.778	268.6	10:51:13.229	8		1:51.968	31.978	43.147	36.843	266.6	10:54:47.999
9		1:56.770 P	31.518	42.873	42.379	268.6	10:53:09.999	9		2:05.881	32.092	55.998	37.791	267.3	10:56:53.880
10		6:33.984	5:04.075	51.234	38.675	100.5	10:59:43.983	10		1:52.441	31.892	43.273	37.276	268.6	10:58:46.321
11		1:53.611	32.227	42.638	38.746	264.7	11:01:37.594	11		1:52.841	32.196	43.273	37.372	268.6	11:00:39.162
12		1:51.263	32.331	42.626	36.306	270.6	11:03:28.857	12		1:52.259	32.023	43.186	37.050	267.3	11:02:31.421
13		1:50.537	31.400	42.480	36.657	270.6	11:05:19.394	13		1:52.232	32.002	43.136	37.094	266.6	11:04:23.653
14		1:49.817	31.435	42.251	36.131	270.0	11:07:09.211	14		2:14.934 P	38.425	43.674	52.835	194.9	11:06:38.587
15		1:50.031	31.259	42.390	36.382	270.0	11:08:59.242	15		4:24.761	2:56.056	50.504	38.201	137.4	11:11:03.348
16		1:50.083	31.394	42.303	36.386	270.0	11:10:49.325	16		2:00.288	32.963	49.309	38.016	259.6	11:13:03.636
17		1:50.995	31.380	43.098	36.517	271.3	11:12:40.320	17		1:51.415	31.936	42.637	36.842	267.9	11:14:55.051
18		1:58.902 P	31.826	43.212	43.864	268.6	11:14:39.222	18		1:51.327	31.677	42.891	36.759	268.6	11:16:46.378
19								19		2:45.545 P	40.796	59.706	1:05.043	170.6	11:19:31.923



Circuit de Barcelona
Porsche Carrera Cup France
Free Practice - 1
Lap Analysis



991

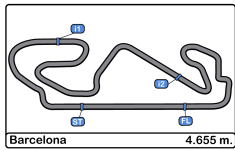
Ugo Gazil

Porsche

PRO

Pierre Martinet by Alméras

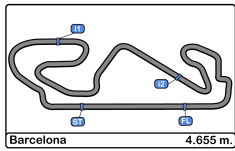
Lap	D	Time	Sector 1	Sector 2	Sector 3	T. Spd	Elapsed
1		10:38:37.031	10:37:10.764	47.190	39.077	150.2	10:38:37.031
2		1:56.259	34.359	44.156	37.744	233.2	10:40:33.290
3		1:52.655	32.359	43.181	37.115	266.6	10:42:25.945
4		1:53.128	31.592	43.271	38.265	269.3	10:44:19.073
5		1:51.500	31.588	42.960	36.952	269.3	10:46:10.573
6		1:51.874	31.627	43.126	37.121	269.3	10:48:02.447
7		2:02.030 P	31.776	43.181	47.073	267.9	10:50:04.477
8		5:26.069	4:02.565	45.503	38.001	145.7	10:55:30.546
9		1:55.280	32.085	45.679	37.516	267.9	10:57:25.826
10		1:51.144	31.801	42.615	36.728	267.3	10:59:16.970
11		1:50.724	31.678	42.478	36.568	267.3	11:01:07.694
12		1:50.292	31.382	42.327	36.583	268.6	11:02:57.986
13		1:52.564	31.669	42.656	38.239	268.6	11:04:50.550
14		1:58.672 P	31.491	42.424	44.757	268.6	11:06:49.222
15		4:20.803	3:00.896	42.995	36.912	175.3	11:11:10.025
16		1:55.490	31.624	42.445	41.421	270.6	11:13:05.515
17		1:51.219	31.561	42.644	37.014	271.3	11:14:56.734
18		1:50.776	31.510	42.609	36.657	272.0	11:16:47.510
19		2:04.327 P	33.564	44.798	45.965	252.3	11:18:51.837



Circuito de Barcelona
Porsche Carrera Cup France
Free Practice - 1
Best Sectors Results



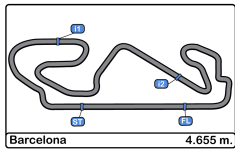
Sector - 1			Sector - 2			Sector - 3			Ideal Lap vs Best Lap						
Clas	Nº	Driver	Time	Nº	Driver	Time	Nº	Driver	Time	Clas	Nº	Driver	Ideal Lap	Best Lap	Clas
1	69	Florian Latorre	31.102	85	Hugo Chevalier	41.967	69	Florian Latorre	35.872	1	69	Florian Latorre	1:48.959	1:49.189	1
2	85	Hugo Chevalier	31.144	69	Florian Latorre	41.985	1	Ayhancan Güven	36.020	2	85	Hugo Chevalier	1:49.177	1:49.388	2
3	74	Victor Blugeon	31.183	87	Richard Wagner	42.136	85	Hugo Chevalier	36.066	3	1	Ayhancan Güven	1:49.452	1:49.536	3
4	27	Jean-Baptiste	31.202	1	Ayhancan Güven	42.169	23	Marvin Klein	36.068	4	23	Marvin Klein	1:49.528	1:49.837	6
5	91	Jaxon Evans	31.219	23	Marvin Klein	42.176	87	Richard Wagner	36.125	5	87	Richard Wagner	1:49.567	1:49.980	7
6	1	Ayhancan Güven	31.263	27	Jean-Baptiste	42.196	91	Jaxon Evans	36.131	6	74	Victor Blugeon	1:49.599	1:49.834	5
7	23	Marvin Klein	31.284	74	Victor Blugeon	42.222	74	Victor Blugeon	36.194	7	91	Jaxon Evans	1:49.601	1:49.817	4
8	87	Richard Wagner	31.306	5	Adam Eteki	42.247	27	Jean-Baptiste	36.350	8	27	Jean-Baptiste	1:49.748	1:50.027	8
9	99	Ugo Gazil	31.382	91	Jaxon Evans	42.251	5	Adam Eteki	36.395	9	5	Adam Eteki	1:50.077	1:50.302	11
10	11	Sylvain Noël	31.383	11	Sylvain Noël	42.269	33	Evan Spenle	36.417	10	11	Sylvain Noël	1:50.140	1:50.281	9
11	5	Adam Eteki	31.435	991	Ugo Gazil	42.327	11	Sylvain Noël	36.488	11	991	Ugo Gazil	1:50.277	1:50.292	10
12	26	Emil Caumes	31.479	55	Nicolas Misslin	42.360	26	Emil Caumes	36.504	12	26	Emil Caumes	1:50.455	1:50.795	14
13	20	Victor Weyrich	31.582	911	Christophe Lapierre	42.423	911	Christophe Lapierre	36.543	13	55	Nicolas Misslin	1:50.615	1:50.781	13
14	33	Evan Spenle	31.649	26	Emil Caumes	42.472	991	Ugo Gazil	36.568	14	911	Christophe Lapierre	1:50.643	1:50.797	15
15	55	Nicolas Misslin	31.656	20	Victor Weyrich	42.529	55	Nicolas Misslin	36.599	15	33	Evan Spenle	1:50.667	1:50.766	12
16	91	Christophe Lapierre	31.677	33	Evan Spenle	42.601	20	Victor Weyrich	36.773	16	20	Victor Weyrich	1:50.884	1:51.059	16
17	30	Roland Berville	31.683	30	Roland Berville	42.834	88	Stéphane Denoual	36.842	17	30	Roland Berville	1:51.399	1:51.709	17
18	7	Jérôme Boullery	31.720	59	Maxence Maurice	42.878	7	Jérôme Boullery	36.866	18	7	Jérôme Boullery	1:51.503	1:51.816	18
19	4	Mathieu Blaise	31.768	7	Jérôme Boullery	42.917	30	Roland Berville	36.882	19	88	Stéphane Denoual	1:51.584	1:51.857	19
20	59	Maxence Maurice	31.812	88	Stéphane Denoual	42.917	44	Franck Leherpeur	37.038	20	59	Maxence Maurice	1:51.855	1:52.652	23
21	88	Stéphane Denoual	31.825	4	Mathieu Blaise	42.967	888	François Lansard	37.150	21	44	Franck Leherpeur	1:52.118	1:52.186	20
22	44	Franck Leherpeur	31.928	44	Franck Leherpeur	43.152	59	Maxence Maurice	37.165	22	4	Mathieu Blaise	1:52.216	1:52.378	21
23	88	François Lansard	31.988	888	François Lansard	43.225	4	Mathieu Blaise	37.481	23	888	François Lansard	1:52.363	1:52.488	22



Circuito de Barcelona
Porsche Carrera Cup France
Free Practice - 1
Best 5 Lap Times

PORSCHE
CARRERA CUP
FRANCE

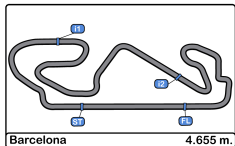
Cls	N°	Driver	Nat	Team	Class	Best 1		Best 2		Best 3		Best 4		Best 5	
						Time	Lap	Time	Lap	Time	Lap	Time	Lap	Time	Lap
1	69	Florian Latorre	FRA	CLRT	PRO	1:49.189	4	1:49.300	7	1:49.372	3	1:49.546	17	1:49.563	15
2	85	Hugo Chevalier	FRA	CLRT	PRO	1:49.388	5	1:49.721	10	1:49.725	11	1:49.819	4	1:50.053	12
3	1	Ayhancan Güven	TUR	Martinet by AI	PRO	1:49.536	16	1:49.773	15	1:50.101	4	1:50.102	18	1:50.398	6
4	91	Jaxon Evans	NZL	BWT Lechner	PRO	1:49.817	14	1:49.851	5	1:50.031	15	1:50.046	6	1:50.071	7
5	74	Victor Blugeon	FRA	Pierre Martinet	PRO	1:49.834	4	1:49.855	5	1:49.902	13	1:50.095	14	1:50.110	15
6	23	Marvin Klein	FRA	Martinet by AI	PRO	1:49.837	3	1:49.892	5	1:49.896	4	1:50.092	14	1:50.148	15
7	87	Richard Wagner	DEU	BWT Lechner	PRO	1:49.980	11	1:50.229	12	1:50.268	13	1:50.339	5	1:50.563	10
8	27	Jean-Baptiste Simmenauer	FRA	BWT Lechner	PRO	1:50.027	15	1:50.035	13	1:50.324	11	1:50.519	14	1:50.732	5
9	11	Sylvain Noël	FRA	Racing Techno	PROA	1:50.281	5	1:50.587	4	1:51.194	15	1:51.598	13	1:51.624	3
10	99	Ugo Gazil	FRA	Pierre Martinet	PRO	1:50.292	12	1:50.724	11	1:50.776	18	1:51.144	10	1:51.219	17
11	5	Adam Eteki	FRA	CLRT	PRO	1:50.302	5	1:50.372	6	1:50.420	8	1:50.493	17	1:50.522	4
12	33	Evan Spenle	FRA	Sébastien Loe	PRO	1:50.766	18	1:51.155	14	1:51.209	4	1:51.264	6	1:51.323	3
13	55	Nicolas Misslin	FRA	BWT Lechner	PROA	1:50.781	11	1:50.825	6	1:51.061	4	1:51.141	5	1:51.507	3
14	26	Emil Caumes	FRA	CLRT	AM	1:50.795	11	1:51.092	10	1:51.137	13	1:51.384	12	1:51.551	5
15	91	Christophe Lapierre	FRA	Sébastien Loe	PROA	1:50.797	5	1:51.075	4	1:51.327	18	1:51.415	17	1:51.968	8
16	20	Victor Weyrich	FRA	Pierre Martinet	PRO	1:51.059	5	1:51.103	15	1:51.292	3	1:51.310	6	1:51.352	4
17	30	Roland Berville	FRA	Pierre Martinet	PROA	1:51.709	17	1:51.720	18	1:52.244	11	1:52.355	6	1:52.557	4
18	7	Jérôme Boullery	FRA	Racing Techno	PROA	1:51.816	5	1:51.900	4	1:51.955	7	1:52.436	11	1:52.519	16
19	88	Stéphane Denoual	FRA	Martinet by AI	PROA	1:51.857	15	1:51.931	8	1:51.981	14	1:52.008	6	1:52.213	7
20	44	Franck Leherpeur	FRA	Racing Techno	AM	1:52.186	11	1:52.260	12	1:52.344	15	1:52.870	5	1:53.232	16
21	4	Mathieu Blaise	FRA	Racing Techno	AM	1:52.378	5	1:52.646	11	1:52.703	12	1:52.887	6	1:53.159	10
22	88	François Lansard	FRA	CLRT	AM	1:52.488	4	1:52.906	14	1:53.121	12	1:53.537	5	1:53.730	3
23	59	Maxence Maurice	FRA	IMSA Performa	AM	1:52.652	13	1:52.743	15	1:52.822	10	1:52.991	9	1:53.028	5



Circuito de Barcelona
 Porsche Carrera Cup France
 Free Practice - 1
 Best 5 Top Speeds



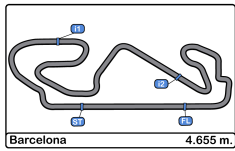
Cls	N°	Driver	Nat	Team	Class	Top 1		Top 2		Top 3		Top 4		Top 5		Avg
						Km/h	Lap	Km/h	Lap	Km/h	Lap	Km/h	Lap	Km/h	Lap	
1	1	Ayhancan Güven	TUR	Martinet by AI	PRO	273.4	6	273.4	17	272.7	5	272.7	7	272.7	16	273.0
2	7	Jérôme Boullery	FRA	Racing Techno	PROA	272.7	16	271.3	17	271.3	18	270.6	15	270.0	13	271.2
3	33	Evan Spenle	FRA	Sébastien Loe	PRO	272.7	6	270.6	7	270.6	8	270.6	9	270.0	18	270.9
4	85	Hugo Chevalier	FRA	CLRT	PRO	272.7	6	272.0	12	270.6	13	270.0	11	270.0	16	271.0
5	23	Marvin Klein	FRA	Martinet by AI	PRO	272.0	3	270.0	14	269.3	4	269.3	5	269.3	8	270.0
6	91	Jaxon Evans	NZL	BWT Lechner	PRO	272.0	5	271.3	4	271.3	17	270.6	12	270.6	13	271.2
7	99	Ugo Gazil	FRA	Pierre Martinet	PRO	272.0	18	271.3	17	270.6	16	269.3	4	269.3	5	270.5
8	27	Jean-Baptiste Simmenauer	FRA	BWT Lechner	PRO	271.3	15	271.3	16	270.6	14	270.0	5	270.0	13	270.6
9	55	Nicolas Misslin	FRA	BWT Lechner	PROA	271.3	11	270.0	4	269.3	5	269.3	6	269.3	7	269.8
10	69	Florian Latorre	FRA	CLRT	PRO	271.3	16	270.6	13	270.6	17	270.6	18	270.0	14	270.6
11	74	Victor Blugeon	FRA	Pierre Martinet	PRO	271.3	16	270.6	6	270.0	15	269.3	5	268.6	4	270.0
12	87	Richard Wagner	DEU	BWT Lechner	PRO	271.3	12	270.6	11	269.3	6	269.3	7	269.3	14	270.0
13	5	Adam Eteki	FRA	CLRT	PRO	270.6	4	270.6	11	270.6	12	270.6	17	270.0	6	270.5
14	26	Emil Caumes	FRA	CLRT	AM	270.6	6	270.6	16	270.0	5	269.3	4	269.3	12	270.0
15	11	Sylvain Noël	FRA	Racing Techno	PROA	270.0	9	269.3	5	269.3	16	268.6	13	268.6	14	269.1
16	59	Maxence Maurice	FRA	IMSA Performa	AM	270.0	15	270.0	17	269.3	11	269.3	16	268.6	4	269.4
17	88	Stéphane Denoual	FRA	Martinet by AI	PROA	270.0	3	270.0	4	269.3	6	268.6	5	268.6	7	269.3
18	91	Christophe Lapierre	FRA	Sébastien Loe	PROA	270.0	6	268.6	5	268.6	10	268.6	11	268.6	18	268.9
19	20	Victor Weyrich	FRA	Pierre Martinet	PRO	269.3	5	269.3	6	269.3	7	269.3	13	269.3	15	269.3
20	44	Franck Leherpeur	FRA	Racing Techno	AM	269.3	13	269.3	16	268.6	6	268.6	10	268.6	12	268.9
21	4	Mathieu Blaise	FRA	Racing Techno	AM	268.6	6	268.6	12	268.6	13	267.9	7	267.9	11	268.3
22	88	François Lansard	FRA	CLRT	AM	268.6	4	268.6	15	267.9	5	267.9	13	266.6	14	267.9
23	30	Roland Berville	FRA	Pierre Martinet	PROA	267.3	12	266.6	11	266.0	5	266.0	16	266.0	18	266.4



Circuit de Barcelona
Porsche Carrera Cup France
Free Practice - 1
Fastest Laps Sequence



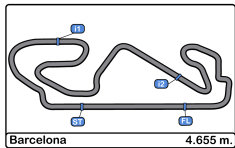
Lap	Time of Day	Session Time	N°	Driver	Nat	Team	Class	Time	Km/h
2	10:40:06.814	4:06.814	69	Florian Latorre	FRA	CLRT	PRO	1:50.498	151.6
3	10:41:56.186	5:56.186	69	Florian Latorre	FRA	CLRT	PRO	1:49.372	153.2
4	10:43:45.375	7:45.375	69	Florian Latorre	FRA	CLRT	PRO	1:49.189	153.4



Circuito de Barcelona
Porsche Carrera Cup France
Free Practice - 1
Event Best Maximum Speed

PORSCHE
CARRERA CUP
FRANCE

Nº	Driver	Nat	Team	Class	Km/h	Session
1	Ayhancan Güven	TUR	Martinet by Alméras	PRO	273.4	Free Practice - 1
33	Evan Spenle	FRA	Sébastien Loeb Racing	PRO	272.7	Free Practice - 1
85	Hugo Chevalier	FRA	CLRT	PRO	272.7	Free Practice - 1
7	Jérôme Boullery	FRA	Racing Technology	PROAM	272.7	Free Practice - 1
23	Marvin Klein	FRA	Martinet by Alméras	PRO	272.0	Free Practice - 1
91	Jaxon Evans	NZL	BWT Lechner Racing	PRO	272.0	Free Practice - 1
991	Ugo Gazil	FRA	Pierre Martinet by Alméras	PRO	272.0	Free Practice - 1
55	Nicolas Misslin	FRA	BWT Lechner Racing	PROAM	271.3	Free Practice - 1
87	Richard Wagner	DEU	BWT Lechner Racing	PRO	271.3	Free Practice - 1
69	Florian Latorre	FRA	CLRT	PRO	271.3	Free Practice - 1
27	Jean-Baptiste Simmenauer	FRA	BWT Lechner Racing	PRO	271.3	Free Practice - 1
74	Victor Blugeon	FRA	Pierre Martinet by Alméras	PRO	271.3	Free Practice - 1
26	Emil Caumes	FRA	CLRT	AM	270.6	Free Practice - 1
5	Adam Eteki	FRA	CLRT	PRO	270.6	Free Practice - 1
88	Stéphane Denoual	FRA	Martinet by Alméras	PROAM	270.0	Free Practice - 1
911	Christophe Lapierre	FRA	Sébastien Loeb Racing	PROAM	270.0	Free Practice - 1
11	Sylvain Noël	FRA	Racing Technology	PROAM	270.0	Free Practice - 1
59	Maxence Maurice	FRA	IMSA Performance	AM	270.0	Free Practice - 1
20	Victor Weyrich	FRA	Pierre Martinet by Alméras	PRO	269.3	Free Practice - 1
44	Franck Leherpeur	FRA	Racing Technology	AM	269.3	Free Practice - 1
4	Mathieu Blaise	FRA	Racing Technology	AM	268.6	Free Practice - 1
888	François Lansard	FRA	CLRT	AM	268.6	Free Practice - 1
30	Roland Berville	FRA	Pierre Martinet by Alméras	PROAM	267.3	Free Practice - 1



Circuito de Barcelona
Porsche Carrera Cup France
Free Practice - 1
Pit Stop Analysis



1	Ayhancan Güven	PRO	Martinet by Alméras
Porsche			

Nr.	In Day Time	In Time	Out Time	Pit Time	T. Pit Time	Handicap	Penalty
1	10:49:27.384	10:49:27.384	10:52:54.181	3:26.797	3:26.797		
2	11:02:28.238	11:02:28.238	11:05:11.172	2:42.934	6:09.731		

4	Mathieu Blaise	AM	Racing Technology
Porsche			

Nr.	In Day Time	In Time	Out Time	Pit Time	T. Pit Time	Handicap	Penalty
1	10:50:52.413	10:50:52.413	10:53:45.272	2:52.859	2:52.859		
2	11:09:19.789	11:09:19.789	11:10:31.368	1:11.579	4:04.438		

5	Adam Eteki	PRO	CLRT
Porsche			

Nr.	In Day Time	In Time	Out Time	Pit Time	T. Pit Time	Handicap	Penalty
1	10:38:25.322	10:38:25.322	10:38:50.288	24.966	24.966		
2	10:41:24.973	10:41:24.973	10:41:52.098	27.125	52.091		
3	10:55:08.635	10:55:08.635	10:57:53.651	2:45.016	3:37.107		
4	11:05:23.148	11:05:23.148	11:06:51.902	1:28.754	5:05.861		

7	Jérôme Boullery	PROAM	Racing Technology
Porsche			

Nr.	In Day Time	In Time	Out Time	Pit Time	T. Pit Time	Handicap	Penalty
1	10:52:06.342	10:52:06.342	10:56:03.698	3:57.356	3:57.356		

11	Sylvain Noël	PROAM	Racing Technology
Porsche			

Nr.	In Day Time	In Time	Out Time	Pit Time	T. Pit Time	Handicap	Penalty
1	10:38:41.216	10:38:41.216	10:39:04.807	23.591	23.591		
2	10:48:44.421	10:48:44.421	10:54:29.698	5:45.277	6:08.868		
3	10:56:32.577	10:56:32.577	10:58:06.937	1:34.360	7:43.228		
4	11:02:00.073	11:02:00.073	11:05:43.241	3:43.168	11:26.396		

20	Victor Weyrich	PRO	Pierre Martinet by Alméras
Porsche			

Nr.	In Day Time	In Time	Out Time	Pit Time	T. Pit Time	Handicap	Penalty
1	10:49:43.858	10:49:43.858	10:53:12.669	3:28.811	3:28.811		
2	10:57:37.247	10:57:37.247	11:01:55.764	4:18.517	7:47.328		
3	11:09:51.437	11:09:51.437	11:12:56.262	3:04.825	10:52.153		

23	Marvin Klein	PRO	Martinet by Alméras
Porsche			

Nr.	In Day Time	In Time	Out Time	Pit Time	T. Pit Time	Handicap	Penalty
1	10:47:31.198	10:47:31.198	10:50:34.964	3:03.766	3:03.766		
2	10:58:09.682	10:58:09.682	11:01:15.591	3:05.909	6:09.675		

26	Emil Caumes	AM	CLRT
Porsche			

Nr.	In Day Time	In Time	Out Time	Pit Time	T. Pit Time	Handicap	Penalty
1	10:48:13.486	10:48:13.486	10:53:09.486	4:56.000	4:56.000		
2	11:08:52.073	11:08:52.073	11:12:43.069	3:50.996	8:46.996		

27	Jean-Baptiste Simmenauer	PRO	BWT Lechner Racing
Porsche			

Nr.	In Day Time	In Time	Out Time	Pit Time	T. Pit Time	Handicap	Penalty
1	10:54:20.481	10:54:20.481	10:58:39.455	4:18.974	4:18.974		

30	Roland Berville	PROAM	Pierre Martinet by Alméras
Porsche			

Nr.	In Day Time	In Time	Out Time	Pit Time	T. Pit Time	Handicap	Penalty
1	10:50:47.980	10:50:47.980	10:53:50.296	3:02.316	3:02.316		
2	11:05:40.072	11:05:40.072	11:08:15.874	2:35.802	5:38.118		

33	Evan Spenle	PRO	Sébastien Loeb Racing
Porsche			

Nr.	In Day Time	In Time	Out Time	Pit Time	T. Pit Time	Handicap	Penalty
1	10:53:22.464	10:53:22.464	10:57:14.090	3:51.626	3:51.626		
2	11:08:43.562	11:08:43.562	11:10:45.547	2:01.985	5:53.611		

44	Franck Leherpeur	AM	Racing Technology
Porsche			

Nr.	In Day Time	In Time	Out Time	Pit Time	T. Pit Time	Handicap	Penalty
1	10:48:26.604	10:48:26.604	10:51:35.706	3:09.102	3:09.102		
2	11:05:19.142	11:05:19.142	11:07:27.159	2:08.017	5:17.119		

55	Nicolas Misslin	PROAM	BWT Lechner Racing
Porsche			

Nr.	In Day Time	In Time	Out Time	Pit Time	T. Pit Time	Handicap	Penalty
1	10:54:32.108	10:54:32.108	10:58:33.399	4:01.291	4:01.291		

59	Maxence Maurice	AM	IMSA Performance
Porsche			

Nr.	In Day Time	In Time	Out Time	Pit Time	T. Pit Time	Handicap	Penalty
1	10:48:53.002	10:48:53.002	10:53:26.922	4:33.920	4:33.920		

69	Florian Latorre	PRO	CLRT
Porsche			

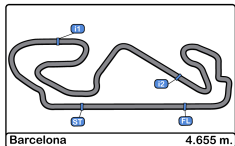
Nr.	In Day Time	In Time	Out Time	Pit Time	T. Pit Time	Handicap	Penalty
1	10:45:42.902	10:45:42.902	10:48:58.009	3:15.107	3:15.107		
2	10:58:25.767	10:58:25.767	11:00:14.094	1:48.327	5:03.434		
3	11:02:34.364	11:02:34.364	11:03:13.648	39.284	5:42.718		

74	Victor Blugeon	PRO	Pierre Martinet by Alméras
Porsche			

Nr.	In Day Time	In Time	Out Time	Pit Time	T. Pit Time	Handicap	Penalty
1	10:48:29.222	10:48:29.222	10:51:40.133	3:10.911	3:10.911		
2	10:57:24.048	10:57:24.048	11:01:17.869	3:53.821	7:04.732		

85	Hugo Chevalier	PRO	CLRT
Porsche			

Nr.	In Day Time	In Time	Out Time	Pit Time	T. Pit Time	Handicap	Penalty
1	10:48:55.973	10:48:55.973	10:53:06.260	4:10.287	4:10.287		
2	11:06:37.410	11:06:37.410	11:09:56.165	3:18.755	7:29.042		



Circuit de Barcelona
Porsche Carrera Cup France
Free Practice - 1
Pit Stop Analysis

PORSCHE
CARRERA CUP
FRANCE

87

Richard Wagner PRO BWT Lechner Racing

Porsche

Nr.	In Day Time	In Time	Out Time	Pit Time	T. Pit Time	Handicap	Penalty
1	10:42:55.380	10:42:55.380	10:43:19.588	24.208	24.208		
2	10:54:48.293	10:54:48.293	10:58:44.984	3:56.691	4:20.899		

88

Stéphane Denoual PROAM Martinet by Alméras

Porsche

Nr.	In Day Time	In Time	Out Time	Pit Time	T. Pit Time	Handicap	Penalty
1	10:59:06.853	10:59:06.853	11:03:34.167	4:27.314	4:27.314		

91

Jaxon Evans PRO BWT Lechner Racing

Porsche

Nr.	In Day Time	In Time	Out Time	Pit Time	T. Pit Time	Handicap	Penalty
1	10:53:07.540	10:53:07.540	10:57:27.021	4:19.481	4:19.481		

888

François Lansard AM CLRT

Porsche

Nr.	In Day Time	In Time	Out Time	Pit Time	T. Pit Time	Handicap	Penalty
1	10:48:22.504	10:48:22.504	10:53:01.279	4:38.775	4:38.775		
2	10:57:30.939	10:57:30.939	11:02:29.597	4:58.658	9:37.433		

911

Christophe Lapierre PROAM Sébastien Loeb Racing

Porsche

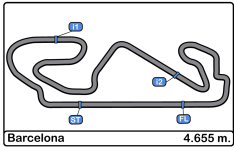
Nr.	In Day Time	In Time	Out Time	Pit Time	T. Pit Time	Handicap	Penalty
1	10:48:24.662	10:48:24.662	10:51:00.581	2:35.919	2:35.919		
2	11:06:36.032	11:06:36.032	11:08:57.662	2:21.630	4:57.549		

991

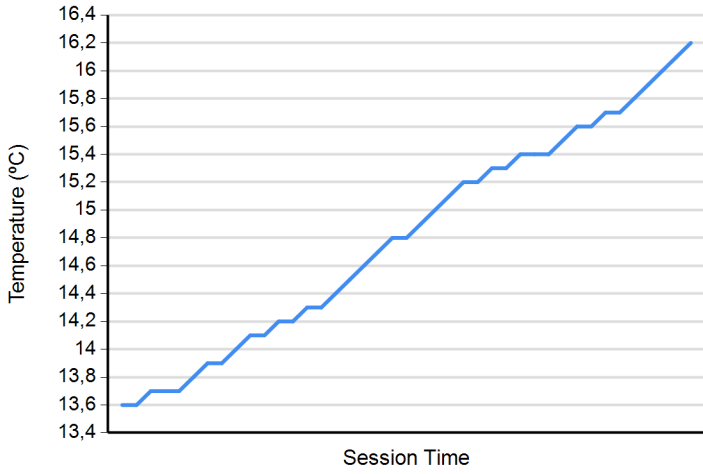
Ugo Gazil PRO Pierre Martinet by Alméras

Porsche

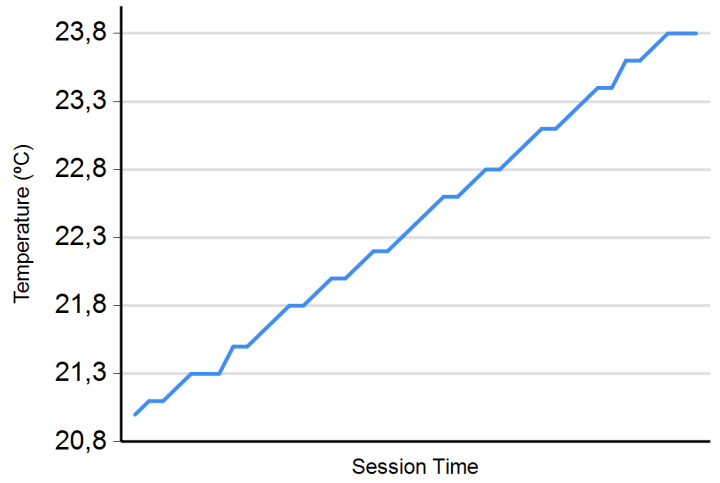
Nr.	In Day Time	In Time	Out Time	Pit Time	T. Pit Time	Handicap	Penalty
1	10:50:01.495	10:50:01.495	10:53:32.142	3:30.647	3:30.647		
2	11:06:46.213	11:06:46.213	11:09:14.851	2:28.638	5:59.285		



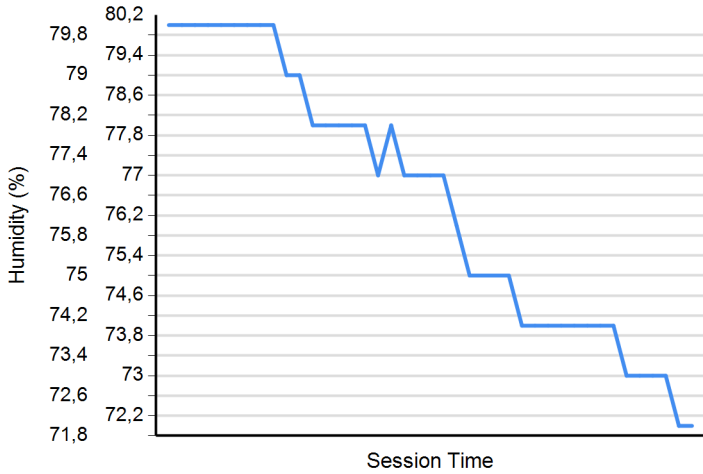
Air Temperature



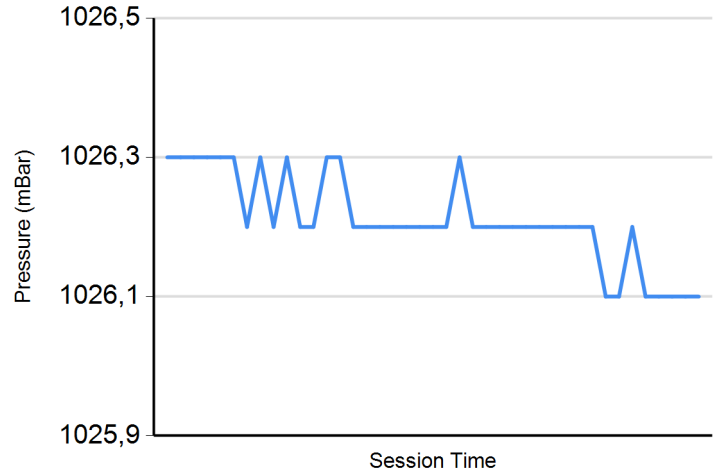
Track Temperature



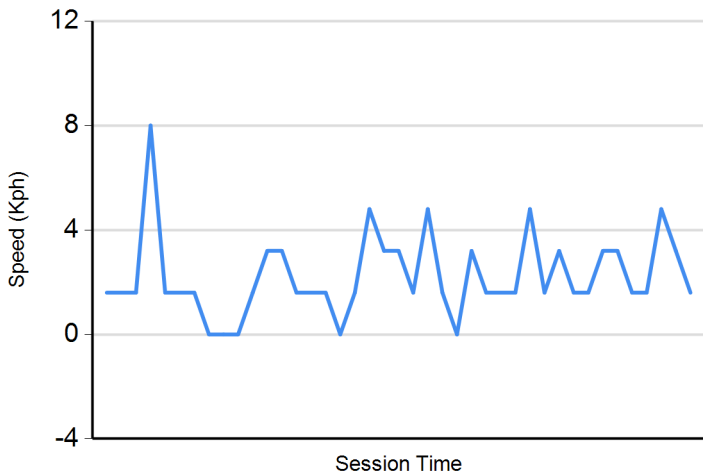
Humidity



Pressure



Wind Speed



Wind direction

