

Circuit de Barcelona
GT Cup Open Europe
Race - 2
Provisional Results




Cls	Nº	Entrant/Team	Nat	Driver 1	Nat	Driver 2	Nat	Vehicle	Cat	Cl	Laps	Total Time	Gap	Interval	Km/h	Best	Time	Km/h	
1	51	Ombra Racing	ITA	Aldo Festante	ITA			Porsche 911 GT3 Cup 2018	PROAM	1	32	1:03:03.025			141.7	8	1:52.385	149.1	
2	10	Baporo Motorsport	ESP	<u>Daniel Díaz-Varela</u>	ESP	Manel Cerqueda	AND	Audi R8 LMS	AM	1	32	1:03:27.513	24.488	24.488	140.8	7	1:53.248	147.9	
3	15	NM Racing Team	ESP	Alberto de Martin	ESP	<u>Rafael Villanueva</u>	ESP	Mercedes AMG GT4 HP 2019	PROAM	2	31	1:02:38.993	1 Lap	1 Lap	138.2	7	1:53.140	148.1	
Not classified: (Requirements: 75% of number laps of leader = 24 Laps)																			
	126	NM Racing Team	ESP	Albert Estragues	ESP			Transam Euro 2018	AM	2	4	7:54.176	28 Laps	27 Laps	141.3	3	1:53.902	147.1	

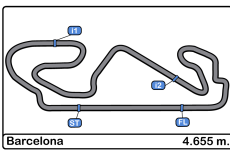
Fastest lap Aldo Festante in 1:52.385 at 149.1 Km/h in lap 8

Published at:.....

Track Temp: 30.9 °C Air Temp: 23.7 °C Humidity: 59 % Track Status: DRY

Stewards:	Race Director:	Timekeeper: 
-----------	----------------	---





Circuit de Barcelona

GT Cup Open Europe

Race - 2

Provisional Results by Class




Cls	Nº	Entrant/Team	Nat	Driver 1	Nat	Driver 2	Nat	Vehicle	Cat	Cl	Laps	Total Time	Gap	Interval	Km/h	Best	Time	Km/h	
PROAM																			
1	51	Ombra Racing	ITA	Aldo Festante	ITA			Porsche 911 GT3 Cup 2018	PROAM	1	32	1:03:03.025			141.7	8	1:52.385	149.1	
2	15	NM Racing Team	ESP	Alberto de Martin	ESP	Rafael Villanueva	ESP	Mercedes AMG GT4 HP 2019	PROAM	2	31	1:02:38.993	1 Lap	1 Lap	138.2	7	1:53.140	148.1	
AM																			
1	10	Baporo Motorsport	ESP	Daniel Díaz-Varela	ESP	Manel Cerqueda	AND	Audi R8 LMS	AM	1	32	1:03:27.513			140.8	7	1:53.248	147.9	
Not classified: (Requirements: 75% of number laps of leader = 24 Laps)																			
	126	NM Racing Team	ESP	Albert Estragues	ESP			Transam Euro 2018	AM	2	4	7:54.176	28 Laps	28 Laps	141.3	3	1:53.902	147.1	

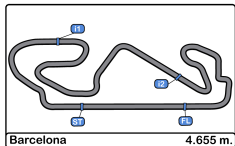
Fastest lap Aldo Festante in 1:52.385 at 149.1 Km/h in lap 8

Published at:.....

Track Temp: 30.9 °C Air Temp: 23.7 °C Humidity: 59 % Track Status: DRY

Stewards:	Race Director:	Timekeeper: 
-----------	----------------	---





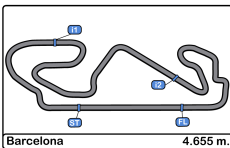
Circuit de Barcelona
GT Cup Open Europe
Race - 2



Provisional Classification by Driver Fastest Lap

Cl	Nº	Entrant/Team	Nat	Vehicle	Driver	Nat	Cat	Cl	Laps	Best	Time	Gap	Interval	Km/h
1	51	Ombra Racing	ITA	Porsche 911 GT3 Cup 2018	Aldo Festante	ITA	PROAM	1	32	8	1:52.385			149.1
2	15	NM Racing Team	ESP	Mercedes AMG GT4 HP 2019	Rafael Villanueva	ESP	PROAM	2	18	7	1:53.140	0.755	0.755	148.1
3	10	Baporo Motorsport	ESP	Audi R8 LMS	Daniel Díaz-Varela	ESP	AM	1	13	7	1:53.248	0.863	0.108	147.9
4	10	Baporo Motorsport	ESP	Audi R8 LMS	Manel Cerqueda	AND	AM	2	19	5	1:53.566	1.181	0.318	147.5
5	126	NM Racing Team	ESP	Transam Euro 2018	Albert Estragues	ESP	AM	3	4	3	1:53.902	1.517	0.336	147.1
6	15	NM Racing Team	ESP	Mercedes AMG GT4 HP 2019	Alberto de Martin	ESP	PROAM	3	13	10	1:57.717	5.332	3.815	142.3



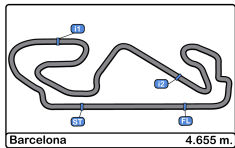


Circuit de Barcelona
 GT Cup Open Europe
 Race - 2
 Distance and Speed Average



Cls	Nº	Entrant/Team	Nat	Driver 1	Nat	Driver 2	Nat	Vehicle	Cat	Cls	Laps	Distance	Total Time	Km/h
1	51	Ombra Racing	ITA	Aldo Festante	ITA			Porsche 911 GT3 Cup 2018	PROAM	1	32	148.96	1:03:03.025	141.7
2	10	Baporo Motorsport	ESP	<u>Daniel Díaz-Varela</u>	ESP	Manel Cerqueda	AND	Audi R8 LMS	AM	1	32	148.96	1:03:27.513	140.8
3	15	NM Racing Team	ESP	Alberto de Martin	ESP	<u>Rafael Villanueva</u>	ESP	Mercedes AMG GT4 HP 2019	PROAM	2	31	144.30	1:02:38.993	138.2
Not classified: (Requirements: 75% of number laps of leader = 24 Laps)														
	126	NM Racing Team	ESP	Albert Estragues	ESP			Transam Euro 2018	AM	2	4	18.62	7:54.176	141.3





Circuit de Barcelona
GT Cup Open Europe
Race - 2
Lap Analysis



10

1 Daniel Díaz-Varela

Audi R8 LMS

15

1 Alberto de Martin

Mercedes AMG GT4 HP 2019

AM

2 Manel Cerqueda

Baporo Motorsport

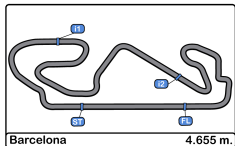
PROAM

2 Rafael Villanueva

NM Racing Team

Lap	D	Time	Sector 1	Sector 2	Sector 3	T. Spd	Elapsed	Lap	D	Time	Sector 1	Sector 2	Sector 3	T. Spd	Elapsed
1	1	1:58.897	37.482	44.050	37.365	248.2	1:58.897	1	2	1:59.617	37.883	44.264	37.470	250.0	1:59.617
2	1	1:53.911	32.556	43.971	37.384	259.6	3:52.808	2	2	1:53.551	32.379	43.694	37.478	259.6	3:53.168
3	1	1:53.990	32.802	43.611	37.577	258.3	5:46.798	3	2	1:54.108	32.709	43.829	37.570	258.9	5:47.276
4	1	1:54.547	33.020	43.707	37.820	256.5	7:41.345	4	2	1:54.429	32.850	43.751	37.828	257.7	7:41.705
5	1	1:55.840	32.805	44.745	38.290	257.1	9:37.185	5	2	1:54.741	32.628	44.676	37.437	258.9	9:36.446
6	1	1:53.662	32.478	43.792	37.392	260.8	11:30.847	6	2	1:53.503	32.820	43.535	37.148	257.7	11:29.949
7	1	1:53.248	32.479	43.591	37.178	260.8	13:24.095	7	2	1:53.140	32.563	43.558	37.019	255.9	13:23.089
8	1	1:54.034	32.777	43.680	37.577	258.9	15:18.129	8	2	1:53.291	32.579	43.559	37.153	256.5	15:16.380
9	1	1:53.870	32.478	43.675	37.717	258.9	17:11.999	9	2	1:53.441	32.466	43.469	37.506	257.1	17:09.821
10	1	1:54.507	32.775	44.145	37.587	258.3	19:06.506	10	2	1:53.420	32.620	43.592	37.208	256.5	19:03.241
11	1	1:54.994	32.810	43.887	38.297	258.3	21:01.500	11	2	1:53.294	32.647	43.475	37.172	255.9	20:56.535
12	1	1:54.249	32.788	43.742	37.719	258.9	22:55.749	12	2	1:53.430	32.661	43.502	37.267	256.5	22:49.965
13	1	2:02.233 P	33.484	43.825	44.924	258.3	24:57.982	13	2	1:55.485	32.534	45.140	37.811	256.5	24:45.450
14	2	3:43.299	2:20.976	44.248	38.075	180.0	28:41.281	14	2	1:55.776	32.514	43.919	39.343	255.9	26:41.226
15	2	1:54.792	32.920	43.943	37.929	257.1	30:36.073	15	2	1:53.947	32.748	43.569	37.630	257.1	28:35.173
16	2	1:53.956	32.651	43.607	37.698	257.1	32:30.029	16	2	1:53.843	32.704	43.477	37.662	257.1	30:29.016
17	2	1:54.333	32.751	43.579	38.003	257.1	34:24.362	17	2	1:53.736	32.521	43.498	37.717	256.5	32:22.752
18	2	1:53.566	32.731	43.441	37.394	257.7	36:17.928	18	2	1:59.521 P	32.646	43.680	43.195	255.9	34:22.273
19	2	1:53.960	32.708	43.756	37.496	257.7	38:11.888	19	1	3:34.274	2:08.078	46.224	39.972	184.6	37:56.547
20	2	1:53.744	32.515	43.782	37.447	257.7	40:05.632	20	1	2:03.566	38.008	46.004	39.554	255.9	40:00.113
21	2	1:54.541	32.675	43.802	38.064	258.9	42:00.173	21	1	1:59.791	34.380	45.454	39.957	248.8	41:59.904
22	2	1:53.836	32.423	43.729	37.684	262.7	43:54.009	22	1	2:00.534	33.783	45.726	41.025	257.7	44:00.438
23	2	1:54.864	32.625	43.532	38.707	258.3	45:48.873	23	1	2:02.152	34.043	46.959	41.150	241.0	46:02.590
24	2	2:04.645	41.972	44.668	38.005	259.6	47:53.518	24	1	1:58.997	33.567	45.097	40.333	254.1	48:01.587
25	2	1:54.399	32.767	43.805	37.827	257.7	49:47.917	25	1	1:58.054	33.788	45.374	38.892	254.7	49:59.641
26	2	1:54.137	32.688	43.704	37.745	257.1	51:42.054	26	1	1:57.861	33.474	44.891	39.496	254.1	51:57.502
27	2	1:53.999	32.607	43.540	37.852	257.7	53:36.053	27	1	1:57.797	33.724	45.076	38.997	255.3	53:55.299
28	2	1:53.887	32.855	43.456	37.576	257.1	55:29.940	28	1	1:57.717	33.596	45.021	39.100	254.1	55:53.016
29	2	1:54.402	32.830	43.955	37.617	257.7	57:24.342	29	1	1:57.869	33.708	45.019	39.142	254.1	57:50.885
30	2	1:55.473	32.995	44.157	38.321	257.1	59:19.815	30	1	2:02.042	35.200	46.209	40.633	255.3	59:52.927
31	2	2:01.971	33.932	46.870	41.169	240.5	1:01:21.786	31	1	2:46.066	42.683	1:14.620	48.763	255.9	1:02:38.993
32	2	2:05.727	35.465	48.229	42.033	242.6	1:03:27.513								





Circuit de Barcelona
GT Cup Open Europe
Race - 2
Lap Analysis



51 1 Aldo Festante Porsche 911 GT3 Cup 2018
PROAM 2 Ombra Racing

Lap	D	Time	Sector 1	Sector 2	Sector 3	T. Spd	Elapsed
1		1:58.104	37.206	43.698	37.200	247.1	1:58.104
2		1:52.469	32.415	43.168	36.886	254.1	3:50.573
3		1:52.475	32.402	43.134	36.939	253.5	5:43.048
4		1:52.502	32.612	43.014	36.876	254.7	7:35.550
5		1:52.641	32.390	43.235	37.016	254.7	9:28.191
6		1:52.992	32.520	43.311	37.161	254.1	11:21.183
7		1:53.615	32.598	43.767	37.250	253.5	13:14.798
8		1:52.385	32.519	43.133	36.733	253.5	15:07.183
9		1:53.071	32.453	43.196	37.422	253.5	17:00.254
10		1:53.100	32.758	43.325	37.017	252.9	18:53.354
11		1:53.299	32.847	43.363	37.089	253.5	20:46.653
12		1:53.112	32.779	43.217	37.116	252.9	22:39.765
13		1:53.458	32.776	43.433	37.249	253.5	24:33.223
14		1:53.578	33.045	43.607	36.926	253.5	26:26.801
15		1:58.232 P	33.103	43.644	41.485	253.5	28:25.033
16		3:47.175	2:26.136	43.765	37.274	183.9	32:12.208
17		1:53.337	32.620	43.339	37.378	252.9	34:05.545
18		1:53.515	32.653	43.567	37.295	253.5	35:59.060
19		1:55.595	33.029	44.252	38.314	252.3	37:54.655
20		1:54.017	32.901	43.700	37.416	252.9	39:48.672
21		1:53.849	32.902	43.615	37.332	252.3	41:42.521
22		1:58.589	32.845	43.858	41.886	253.5	43:41.110
23		1:55.325	33.593	44.083	37.649	251.1	45:36.435
24		1:54.569	32.706	44.412	37.451	254.1	47:31.004
25		1:58.497	32.904	44.955	40.638	254.1	49:29.501
26		1:56.981	33.438	45.798	37.745	253.5	51:26.482
27		1:54.568	32.869	44.034	37.665	254.1	53:21.050
28		1:54.820	32.997	43.990	37.833	253.5	55:15.870
29		1:55.105	33.038	44.090	37.977	252.9	57:10.975
30		1:55.698	33.194	44.414	38.090	253.5	59:06.673
31		1:58.972	33.839	46.143	38.990	252.9	1:01:05.645
32		1:57.380	33.642	45.050	38.688	251.1	1:03:03.025

126 1 Albert Estragues Transam Euro 2018
AM 2 NM Racing Team

Lap	D	Time	Sector 1	Sector 2	Sector 3	T. Spd	Elapsed
1		2:01.580	38.207	45.286	38.087	228.3	2:01.580
2		1:54.496	32.552	44.419	37.525	256.5	3:56.076
3		1:53.902	32.548	43.596	37.758	256.5	5:49.978
4		2:04.198 P	33.296	46.237	44.665	256.5	7:54.176



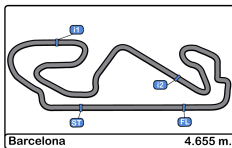


Circuit de Barcelona
GT Cup Open Europe
Race - 2
Analysis by Lap



Num	Lap Time	Gap	Num	Lap Time	Gap	Num	Lap Time	Gap	Num	Lap Time	Gap	Num	Lap Time	Gap
Lap 1			Lap 8			Lap 16			Lap 24			Lap 32		
51	1:58.104		51	1:52.385		15	1:53.843		51	1:54.569		51	1:57.380	
10	1:58.897	00.793	15	1:53.291	09.197	10	1:54.792	1 Lap	10	2:04.645	22.514	10	2:05.727	24.488
15	1:59.617	01.513	10	1:54.034	10.946	51	3:47.175	1:43.192	15	1:58.997	30.583			
126	2:01.580	03.476												
Lap 2			Lap 9			Lap 17			Lap 25					
51	1:52.469		51	1:53.071		15	1:53.736		51	1:58.497				
10	1:53.911	02.235	15	1:53.441	09.567	10	1:53.956	1 Lap	10	1:54.399	18.416			
15	1:53.551	02.595	10	1:53.870	11.745	51	1:53.337	1:42.793	15	1:58.054	30.140			
126	1:54.496	05.503												
Lap 3			Lap 10			Lap 18			Lap 26					
51	1:52.475		51	1:53.100		15	1:59.521		51	1:56.981				
10	1:53.990	03.750	15	1:53.420	09.887	10	1:54.333	1 Lap	10	1:54.137	15.572			
15	1:54.108	04.228	10	1:54.507	13.152	51	1:53.515	1:36.787	15	1:57.861	31.020			
126	1:53.902	06.930				10	1:53.566	1:55.655						
Lap 4			Lap 11			Lap 19			Lap 27					
51	1:52.502		51	1:53.299		51	1:55.595		51	1:54.568				
10	1:54.547	05.795	15	1:53.294	09.882	15	3:34.274	01.892	10	1:53.999	15.003			
15	1:54.429	06.155	10	1:54.994	14.847	10	1:53.960	17.233	15	1:57.797	34.249			
126	2:04.198	18.626												
Lap 5			Lap 12			Lap 20			Lap 28					
51	1:52.641		51	1:53.112		51	1:54.017		51	1:54.820				
15	1:54.741	08.255	15	1:53.430	10.200	15	2:03.566	11.441	10	1:53.887	14.070			
10	1:55.840	08.994	10	1:54.249	15.984	10	1:53.744	16.960	15	1:57.717	37.146			
126	2:04.198	18.626												
Lap 6			Lap 13			Lap 21			Lap 29					
51	1:52.992		51	1:53.458		51	1:53.849		51	1:55.105				
15	1:53.503	08.766	15	1:55.485	12.227	15	1:59.791	17.383	10	1:54.402	13.367			
10	1:53.662	09.664	10	2:02.233	24.759	10	1:54.541	17.652	15	1:57.869	39.910			
126	2:04.198	18.626												
Lap 7			Lap 14			Lap 22			Lap 30					
51	1:53.615		51	1:53.578		51	1:58.589		51	1:55.698				
15	1:53.140	08.291	15	1:55.776	14.425	10	1:53.836	12.899	10	1:55.473	13.142			
10	1:53.248	09.297				15	2:00.534	19.328	15	2:02.042	46.254			
126	2:04.198	18.626												
Lap 8			Lap 15			Lap 23			Lap 31					
51	1:53.615		51	1:58.232		51	1:55.325		51	1:58.972				
15	1:53.140	08.291	15	1:53.947	10.140	10	1:54.864	12.438	10	2:01.971	16.141			
10	1:53.248	09.297	10	3:43.299	1 Lap	15	2:02.152	26.155	15	2:46.066	1:33.348			



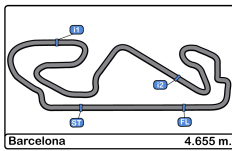


Circuito de Barcelona
 GT Cup Open Europe
 Race - 2
 Best Sectors Results



Sector - 1				Sector - 2				Sector - 3				Ideal Lap vs Best Lap				
Clas	Nº	Driver	Time	Nº	Driver	Time	Nº	Driver	Time	Clas	Nº	Driver	Ideal Lap	Best Lap	Clas	
1	15	de Martin - Villanueva	32.379	51	Aldo Festante	43.014	51	Aldo Festante	36.733	1	51	Aldo Festante	1:52.137	1:52.385	1	
2	51	Aldo Festante	32.390	10	Díaz-Varela - Cerqueda	43.441	15	de Martin - Villanueva	37.019	2	15	de Martin - Villanueva	1:52.867	1:53.140	2	
3	10	Díaz-Varela - Cerqueda	32.423	15	de Martin - Villanueva	43.469	10	Díaz-Varela - Cerqueda	37.178	3	10	Díaz-Varela - Cerqueda	1:53.042	1:53.248	3	
4	126	Albert Estragues	32.548	126	Albert Estragues	43.596	126	Albert Estragues	37.525	4	126	Albert Estragues	1:53.669	1:53.902	4	



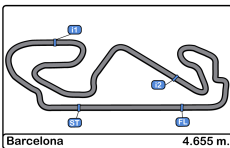


Circuit de Barcelona
 GT Cup Open Europe
 Race - 2
 Leader Sequence



Nº	Entrant/Team	Nat	Driver 1	Nat	Driver 2	Nat	Vehicle	Cat	Start Lap	End Lap	Laps	Total Laps
51	Ombra Racing	ITA	Aldo Festante	ITA			Porsche 911 GT3 Cup 2018	PROAM	1	15	15	15
15	NM Racing Team	ESP	Alberto de Martin	ESP	<u>Rafael Villanueva</u>	ESP	Mercedes AMG GT4 HP 2019	PROAM	16	18	3	3
51	Ombra Racing	ITA	Aldo Festante	ITA			Porsche 911 GT3 Cup 2018	PROAM	19	32	14	29



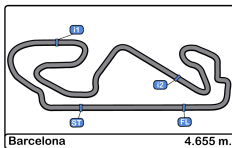


Circuito de Barcelona
 GT Cup Open Europe
 Race - 2
 Best 5 Lap Times



Cl	Nº	Entrant/Team	Nat	Driver 1	Nat	Status	Driver 2	Nat	Status	Vehicle	Cat	Cl	Best 1		Best 2		Best 3		Best 4		Best 5	
													Time	Lap	Time	Lap	Time	Lap	Time	Lap	Time	Lap
1	51	Ombra Racing	ITA	Aldo Festante	ITA					Porsche 911 GT3 Cup 2018	PROAM	1	1:52.385	8	1:52.469	2	1:52.475	3	1:52.502	4	1:52.641	5
2	15	NM Racing Team	ESP	Alberto de Martin	ESP		Rafael Villanueva	ESP		Mercedes AMG GT4 HP 2019	PROAM	2	1:53.140	7	1:53.291	8	1:53.294	11	1:53.420	10	1:53.430	12
3	10	Baporo Motorsport	ESP	Daniel Díaz-Varela	ESP		Manel Cerqueda	AND		Audi R8 LMS	AM	1	1:53.248	7	1:53.566	18	1:53.662	6	1:53.744	20	1:53.836	22
4	126	NM Racing Team	ESP	Albert Estragues	ESP					Transam Euro 2018	AM	2	1:53.902	3	1:54.496	2	2:01.580	1	2:04.198	4		



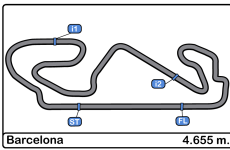


Circuito de Barcelona
GT Cup Open Europe
Race - 2
Best 5 Top Speeds



Cl	Nº	Entrant/Team	Nat	Driver 1	Nat	Driver 2	Nat	Vehicle	Cat	Cl	Top 1		Top 2		Top 3		Top 4		Top 5		Avg
											Km/h	Lap	Km/h	Lap	Km/h	Lap	Km/h	Lap	Km/h	Lap	
1	10	Baporo Motorsport	ESP	Daniel Díaz-Varela	ESP	Manel Cerqueda	AND	Audi R8 LMS	AM	1	262.7	22	260.8	6	260.8	7	259.6	2	259.6	24	260.7
2	15	NM Racing Team	ESP	Alberto de Martin	ESP	Rafael Villanueva	ESP	Mercedes AMG GT4 HP 2019	PROAM	1	259.6	2	258.9	3	258.9	5	257.7	4	257.7	6	258.6
3	126	NM Racing Team	ESP	Albert Estragues	ESP			Transam Euro 2018	AM	2	256.5	2	256.5	3	256.5	4	228.3	1			249.4
4	51	Ombra Racing	ITA	Aldo Festante	ITA			Porsche 911 GT3 Cup 2018	PROAM	2	254.7	4	254.7	5	254.1	2	254.1	6	254.1	24	254.3



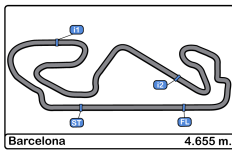


Circuit de Barcelona
 GT Cup Open Europe
 Race - 2
 Fastest Laps Sequence



Lap	Time of Day	Session Time	Nº	Entrant/Team	Nat	Driver 1	Nat	Driver 2	Nat	Vehicle	Cat	Time	Km/h
2	14:21:45.643	3:50.643	51	Ombra Racing		Aldo Festante				Porsche 911 GT3 Cup 2018	PROAM	1:52.469	149.0
8	14:33:02.252	15:07.252	51	Ombra Racing		Aldo Festante				Porsche 911 GT3 Cup 2018	PROAM	1:52.385	149.1



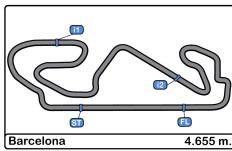


Circuito de Barcelona
GT Cup Open Europe
Race - 2
Event Best Maximum Speed



Nº	Entrant/Team	Nat	Driver 1	Nat	Driver 2	Nat	Vehicle	Cat	Km/h	Session
10	Baporo Motorsport		Daniel Díaz-Varela		Manel Cerqueda		Audi R8 LMS	AM	262.7	Race - 2
15	NM Racing Team		Alberto de Martin		Rafael Villanueva		Mercedes AMG GT4 HP 2019	PROAM	259.6	Race - 2
126	NM Racing Team		Albert Estragues				Transam Euro 2018	AM	257.1	Qualifying - 1 Driver - 1
51	Ombra Racing		Aldo Festante				Porsche 911 GT3 Cup 2018	PROAM	256.5	Free Practice - 3





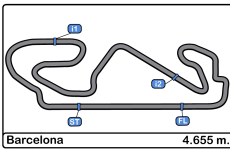
Circuit de Barcelona
GT Cup Open Europe
Race - 2
Lap Chart



LAP

Nr	Po	1	2	3	4	5	6	7	8	9	10	11	12	13	14	15	16	17	18	19	20	21	22	23	24	25	26	27	28	29	30	31	32
51	1	51	51	51	51	51	51	51	51	51	51	51	51	51	51	51	15	15	15	51	51	51	51	51	51	51	51	51	51	51	51	51	51
10	2	10	10	10	10	15	15	15	15	15	15	15	15	15	15	15	51	51	51	15	15	15	10	10	10	10	10	10	10	10	10	10	10
15	3	15	15	15	15	10	10	10	10	10	10	10	10	10	10	10	10	10	10	10	10	15	15	15	15	15	15	15	15	15	15	15	15
126	4	126	126	126	126																												



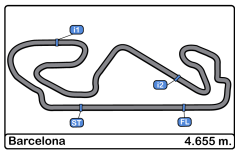


Circuit de Barcelona
 GT Cup Open Europe
 Race - 2
 Graphic Lap Chart



- 51
- 10
- 15
- 126





Circuito de Barcelona
 GT Cup Open Europe
 Race - 2
 Pit Stop Analysis

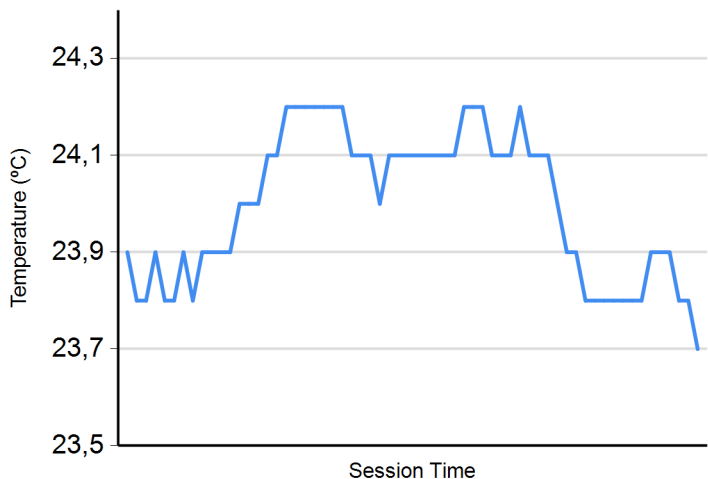


Nr.	In Day Time	Entrant/Team	Nat	Driver 1	Nat	Driver 2	Nat	Vehicle	Cat	In Time	Stop N°	Pit Time	Handicap	Penalty
10	14:42:50.626	Baporo Motorsport	ESP	<u>Daniel Díaz-Varela</u>	ESP	Manel Cerqueda	AND	Audi R8 LMS	AM	24:55.556	1	1:50.185	1:50	
51	14:46:17.588	Ombra Racing	ITA	Aldo Festante	ITA			Porsche 911 GT3 Cup 2018	PROAM	28:22.518	1	1:56.405	1:55	
15	14:52:14.903	NM Racing Team	ESP	Alberto de Martin	ESP	<u>Rafael Villanueva</u>	ESP	Mercedes AMG GT4 HP 2019	PROAM	34:19.833	1	1:37.872	1:35	

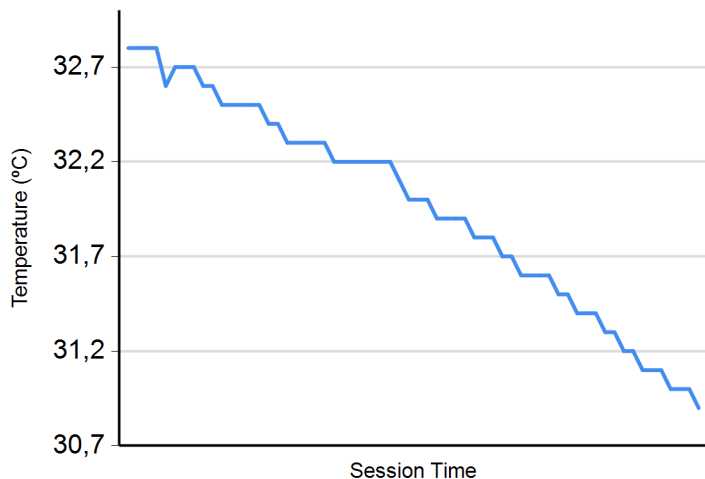




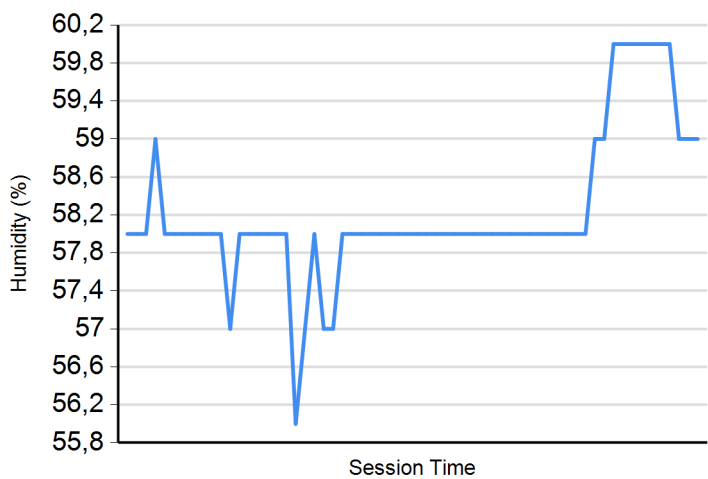
Air Temperature



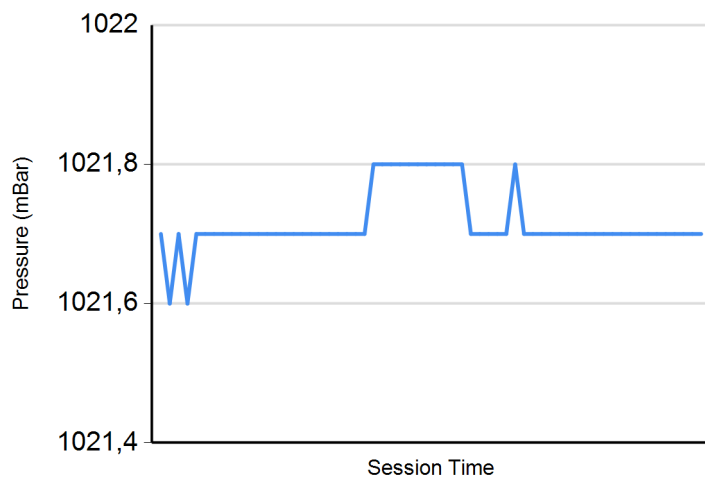
Track Temperature



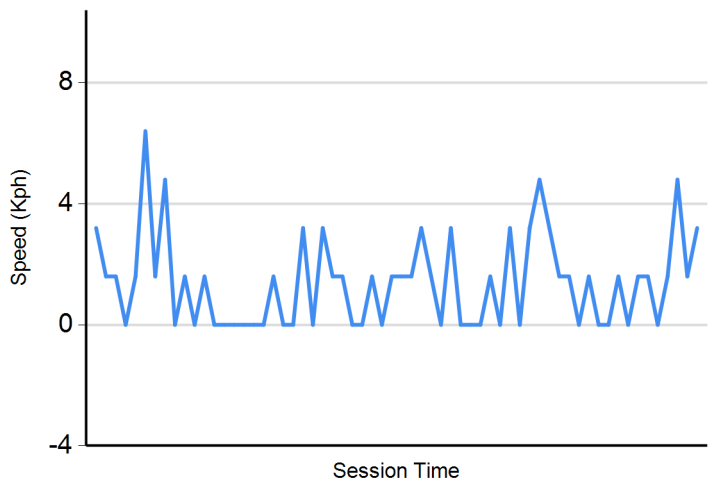
Humidity



Pressure



Wind Speed



Wind direction

North = 0°/360° Est = 90° South = 180° West = 270°

