

Circuit de Barcelona
GT Cup Open Europe
Race - 1
Provisional Results




Cls	Nº	Entrant/Team	Nat	Driver 1	Nat	Driver 2	Nat	Vehicle	Cat	Cl	Laps	Total Time	Gap	Interval	Km/h	Best	Time	Km/h	
1	51	Ombra Racing	ITA	Aldo Festante	ITA			Porsche 911 GT3 Cup 2018	PROAM	1	36	1:11:45.142			140.1	3	1:53.106	148.1	
2	10	Baporo Motorsport	ESP	Daniel Díaz-Varela	ESP	<u>Manel Cerqueda</u>	AND	Audi R8 LMS	AM	1	36	1:11:47.841	2.699	2.699	140.0	18	1:53.313	147.8	
3	15	NM Racing Team	ESP	<u>Alberto de Martin</u>	ESP	Rafael Villanueva	ESP	Mercedes AMG GT4 HP 2019	PROAM	2	31	1:11:00.287	5 Laps	5 Laps	121.9	17	1:54.048	146.9	
Not classified: (Requirements: 75% of number laps of leader = 27 Laps)																			
	126	NM Racing Team	ESP	Albert Estragues	ESP			Transam Euro 2018	AM	2	19	36:43.409	17 Laps	12 Laps	144.5	17	1:54.023	146.9	

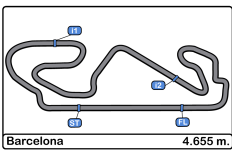
Fastest lap Aldo Festante in 1:53.106 at 148.2 Km/h in lap 3

Published at:.....

Track Temp: 31.8 °C Air Temp: 25.1 °C Humidity: 41 % Track Status: DRY

Stewards:	Race Director:	Timekeeper: 
------------------	-----------------------	--





Circuito de Barcelona
GT Cup Open Europe



Race - 1

Provisional Results by Class

Cls	Nº	Entrant/Team	Nat	Driver 1	Nat	Driver 2	Nat	Vehicle	Cat	Cl	Laps	Total Time	Gap	Interval	Km/h	Best	Time	Km/h
PROAM																		
1	51	Ombra Racing	ITA	Aldo Festante	ITA			Porsche 911 GT3 Cup 2018	PROAM	1	36	1:11:45.142			140.1	3	1:53.106	148.1
2	15	NM Racing Team	ESP	<u>Alberto de Martin</u>	ESP	Rafael Villanueva	ESP	Mercedes AMG GT4 HP 2019	PROAM	2	31	1:11:00.287	5 Laps	5 Laps	121.9	17	1:54.048	146.9
AM																		
1	10	Baporo Motorsport	ESP	Daniel Díaz-Varela	ESP	<u>Manel Cerqueda</u>	AND	Audi R8 LMS	AM	1	36	1:11:47.841			140.0	18	1:53.313	147.8
Not classified: (Requirements: 75% of number laps of leader = 27 Laps)																		
	126	NM Racing Team	ESP	Albert Estragues	ESP			Transam Euro 2018	AM	2	19	36:43.409	17 Laps	17 Laps	144.5	17	1:54.023	146.9

Fastest lap Aldo Festante in 1:53.106 at 148.2 Km/h in lap 3

Published at:.....

Track Temp: 31.8 °C Air Temp: 25.1 °C Humidity: 41 % Track Status: DRY

Stewards:	Race Director:	Timekeeper:
-----------	----------------	-------------





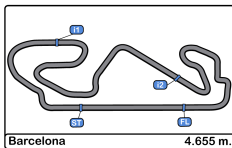
Circuit de Barcelona
GT Cup Open Europe
Race - 1



Provisional Classification by Driver Fastest Lap

Cl	Nº	Entrant/Team	Nat	Vehicle	Driver	Nat	Cat	Cl	Laps	Best	Time	Gap	Interval	Km/h
1	51	Ombra Racing	ITA	Porsche 911 GT3 Cup 2018	Aldo Festante	ITA	PROAM	1	19	3	1:53.106			148.1
2	10	Baporo Motorsport	ESP	Audi R8 LMS	Manel Cerqueda	AND	AM	1	21	18	1:53.313	0.207	0.207	147.8
3	51	Ombra Racing	ITA	Porsche 911 GT3 Cup 2018	Aldo Festante	ITA	PROAM	2	17	2	1:53.319	0.213	0.006	147.8
4	126	NM Racing Team	ESP	Transam Euro 2018	Albert Estragues	ESP	AM	2	19	17	1:54.023	0.917	0.704	146.9
5	15	NM Racing Team	ESP	Mercedes AMG GT4 HP 2019	Rafael Villanueva	ESP	PROAM	3	17	3	1:54.048	0.942	0.025	146.9
6	10	Baporo Motorsport	ESP	Audi R8 LMS	Daniel Díaz-Varela	ESP	AM	3	15	8	1:54.203	1.097	0.155	146.7
7	15	NM Racing Team	ESP	Mercedes AMG GT4 HP 2019	Alberto de Martin	ESP	PROAM	4	14	2	1:56.739	3.633	2.536	143.5





Circuit de Barcelona
 GT Cup Open Europe
 Race - 1
 Distance and Speed Average



Cls	Nº	Entrant/Team	Nat	Driver 1	Nat	Driver 2	Nat	Vehicle	Cat	Cls	Laps	Distance	Total Time	Km/h
1	51	Ombra Racing	ITA	Aldo Festante	ITA			Porsche 911 GT3 Cup 2018	PROAM	1	36	167.58	1:11:45.142	140.1
2	10	Baporo Motorsport	ESP	Daniel Díaz-Varela	ESP	<u>Manel Cerqueda</u>	AND	Audi R8 LMS	AM	1	36	167.58	1:11:47.841	140.0
3	15	NM Racing Team	ESP	<u>Alberto de Martin</u>	ESP	Rafael Villanueva	ESP	Mercedes AMG GT4 HP 2019	PROAM	2	31	144.30	1:11:00.287	121.9
Not classified: (Requirements: 75% of number laps of leader = 27 Laps)														
	126	NM Racing Team	ESP	Albert Estragues	ESP			Transam Euro 2018	AM	2	19	88.44	36:43.409	144.5





Circuit de Barcelona
GT Cup Open Europe
Race - 1
Lap Analysis



10

1 Daniel Díaz-Varela

Audi R8 LMS

15

1 Alberto de Martin

Mercedes AMG GT4 HP 2019

AM

2 Manel Cerqueda

Baporo Motorsport

PROAM

2 Rafael Villanueva

NM Racing Team

Lap	D	Time	Sector 1	Sector 2	Sector 3	T. Spd	Elapsed	Lap	D	Time	Sector 1	Sector 2	Sector 3	T. Spd	Elapsed
1	2	2:01.054	38.396	44.569	38.089	244.3	2:01.054	1	1	2:04.432	39.435	45.800	39.197	234.7	2:04.432
2	2	1:53.886	32.676	43.522	37.688	258.9	3:54.940	2	1	1:56.739	33.521	44.680	38.538	255.9	4:01.171
3	2	1:53.579	32.618	43.485	37.476	259.6	5:48.519	3	1	1:56.749	33.377	44.665	38.707	255.9	5:57.920
4	2	1:53.984	32.534	43.732	37.718	258.3	7:42.503	4	1	1:56.891	33.422	44.761	38.708	255.3	7:54.811
5	2	1:53.563	32.587	43.438	37.538	257.7	9:36.066	5	1	1:58.870	33.856	45.401	39.613	255.9	9:53.681
6	2	1:53.568	32.585	43.499	37.484	257.1	11:29.634	6	1	1:59.585	34.380	45.577	39.628	248.2	11:53.266
7	2	1:53.885	32.629	43.637	37.619	258.3	13:23.519	7	1	1:58.962	34.340	45.358	39.264	254.7	13:52.228
8	2	1:54.158	32.755	43.554	37.849	257.7	15:17.677	8	1	1:59.703	34.960	45.601	39.142	254.1	15:51.931
9	2	1:53.762	32.603	43.527	37.632	257.7	17:11.439	9	1	2:00.388	34.303	45.885	40.200	254.7	17:52.319
10	2	1:54.092	32.508	43.892	37.692	257.7	19:05.531	10	1	2:05.407	35.203	46.784	43.420	255.3	19:57.726
11	2	1:57.275	33.784	45.082	38.409	257.1	21:02.806	11	1	2:43.225	43.574	1:10.611	49.040	206.8	22:40.951
12	2	1:54.719	32.786	44.069	37.864	255.9	22:57.525	12	1	2:11.934	38.821	49.433	43.680	213.4	24:52.885
13	2	1:54.515	32.829	43.617	38.069	257.7	24:52.040	13	1	2:04.345	35.919	47.367	41.059	243.7	26:57.230
14	2	1:54.509	32.763	44.088	37.658	257.1	26:46.549	14	1	2:09.521 P	36.175	47.453	45.893	232.7	29:06.751
15	2	1:56.550	32.564	46.085	37.901	258.3	28:43.099	15	2	7:05.186	5:43.380	44.284	37.522	181.5	36:11.937
16	2	1:53.967	32.580	43.590	37.797	257.1	30:37.066	16	2	1:54.245	32.579	44.191	37.475	254.1	38:06.182
17	2	1:54.121	32.869	43.771	37.481	257.7	32:31.187	17	2	1:54.048	32.588	43.816	37.644	253.5	40:00.230
18	2	1:53.313	32.480	43.194	37.639	257.7	34:24.500	18	2	1:56.109	32.884	45.160	38.065	253.5	41:56.339
19	2	1:53.677	32.517	43.582	37.578	258.3	36:18.177	19	2	1:58.097	33.760	45.840	38.497	234.7	43:54.436
20	2	1:53.810	32.472	43.641	37.697	257.7	38:11.987	20	2	1:57.899	33.122	45.836	38.941	255.3	45:52.335
21	2	1:58.697 P	32.499	43.488	42.710	257.7	40:10.684	21	2	1:58.063	34.220	45.072	38.771	254.7	47:50.398
22	1	4:48.010	3:24.229	45.804	37.977	170.3	44:58.694	22	2	2:06.314	33.957	44.960	47.397	255.3	49:56.712
23	1	1:55.132	33.154	43.916	38.062	252.9	46:53.826	23	2	2:46.725 P	56.518	1:01.243	48.964	120.4	52:43.437
24	1	1:54.684	32.925	43.952	37.807	254.7	48:48.510	24	2	4:10.980	2:44.819	46.413	39.748	175.0	56:54.417
25	1	1:54.403	32.838	43.800	37.765	255.3	50:42.913	25	2	1:58.322	33.854	45.343	39.125	240.0	58:52.739
26	1	1:56.626	32.940	44.013	39.673	255.9	52:39.539	26	2	2:01.643	36.188	46.561	38.894	254.7	1:00:54.382
27	1	1:55.167	33.345	44.224	37.598	258.3	54:34.706	27	2	1:58.082	33.573	45.330	39.179	254.7	1:02:52.464
28	1	1:54.592	32.611	44.010	37.971	258.3	56:29.298	28	2	1:56.935	33.263	44.935	38.737	253.5	1:04:49.399
29	1	1:54.203	32.702	43.680	37.821	257.7	58:23.501	29	2	1:57.333	33.430	44.829	39.074	254.7	1:06:46.732
30	1	1:54.375	32.920	43.872	37.583	257.1	1:00:17.876	30	2	2:03.676	36.484	47.039	40.153	253.5	1:08:50.408
31	1	1:54.548	32.760	44.029	37.759	257.7	1:02:12.424	31	2	2:09.879	42.003	46.273	41.603	184.3	1:11:00.287
32	1	1:54.922	32.943	43.930	38.049	257.1	1:04:07.346								
33	1	1:54.852	33.101	44.276	37.475	257.1	1:06:02.198								
34	1	1:55.165	33.225	44.214	37.726	257.7	1:07:57.363								
35	1	1:55.178	33.032	44.290	37.856	256.5	1:09:52.541								
36	1	1:55.300	33.048	43.997	38.255	257.1	1:11:47.841								





Circuit de Barcelona
GT Cup Open Europe
Race - 1
Lap Analysis



51

1 Aldo Festante

Porsche 911 GT3 Cup 2018

126

1 Albert Estragues

Transam Euro 2018

PROAM

2

Ombra Racing

AM

2

NM Racing Team

Lap	D	Time	Sector 1	Sector 2	Sector 3	T. Spd	Elapsed	Lap	D	Time	Sector 1	Sector 2	Sector 3	T. Spd	Elapsed
1	1	2:00.298	38.342	44.305	37.651	238.4	2:00.298	1	1	2:03.276	39.033	45.487	38.756	219.0	2:03.276
2	1	1:53.544	32.842	43.430	37.272	252.3	3:53.842	2	1	1:55.620	33.041	44.339	38.240	253.5	3:58.896
3	1	1:53.106	32.609	43.500	36.997	252.9	5:46.948	3	1	1:55.633	33.153	44.300	38.180	254.1	5:54.529
4	1	1:53.315	32.485	43.558	37.272	252.9	7:40.263	4	1	1:54.787	32.911	44.106	37.770	253.5	7:49.316
5	1	1:53.421	32.739	43.516	37.166	252.3	9:33.684	5	1	1:54.907	32.834	44.099	37.974	254.7	9:44.223
6	1	1:53.181	32.589	43.459	37.133	252.3	11:26.865	6	1	1:55.101	33.023	44.044	38.034	252.3	11:39.324
7	1	1:53.403	32.530	43.617	37.256	253.5	13:20.268	7	1	1:54.905	32.875	44.018	38.012	252.9	13:34.229
8	1	1:53.613	32.752	43.680	37.181	252.9	15:13.881	8	1	1:54.964	32.893	44.212	37.859	253.5	15:29.193
9	1	1:53.581	32.822	43.553	37.206	252.3	17:07.462	9	1	1:55.190	32.929	44.075	38.186	252.9	17:24.383
10	1	1:55.093	32.713	44.957	37.423	252.9	19:02.555	10	1	1:57.309	33.061	46.225	38.023	253.5	19:21.692
11	1	1:58.114	33.541	45.711	38.862	252.3	21:00.669	11	1	1:59.449	35.535	45.180	38.734	183.9	21:21.141
12	1	1:54.700	33.241	44.050	37.409	250.5	22:55.369	12	1	1:55.394	33.202	44.238	37.954	243.7	23:16.535
13	1	1:55.545	32.969	43.782	38.794	253.5	24:50.914	13	1	1:54.962	33.145	43.863	37.954	254.1	25:11.497
14	1	1:54.116	32.874	43.685	37.557	252.9	26:45.030	14	1	1:55.186	32.876	44.300	38.010	254.1	27:06.683
15	1	1:53.671	32.706	43.631	37.334	252.9	28:38.701	15	1	1:55.321	32.656	43.946	38.719	253.5	29:02.004
16	1	1:54.043	32.808	43.627	37.608	252.3	30:32.744	16	1	1:54.114	32.608	43.831	37.675	252.9	30:56.118
17	1	1:53.857	32.790	43.665	37.402	252.9	32:26.601	17	1	1:54.023	32.491	43.659	37.873	254.7	32:50.141
18	1	1:53.832	32.780	43.588	37.464	252.9	34:20.433	18	1	1:54.130	32.537	43.707	37.886	254.1	34:44.271
19	1	1:57.800 P	32.639	43.496	41.665	253.5	36:18.233	19	1	1:59.138 P	32.737	43.911	42.490	254.7	36:43.409
20		4:47.086	3:26.285	43.625	37.176	182.1	41:05.319								
21		1:53.319	32.820	43.442	37.057	252.9	42:58.638								
22		1:55.147	33.954	43.667	37.526	252.9	44:53.785								
23		1:54.200	32.791	43.762	37.647	252.9	46:47.985								
24		1:55.039	33.076	43.917	38.046	252.9	48:43.024								
25		1:55.265	33.086	44.054	38.125	252.3	50:38.289								
26		2:00.681	32.921	46.559	41.201	251.7	52:38.970								
27		1:54.811	33.311	43.930	37.570	254.7	54:33.781								
28		1:54.089	32.766	43.801	37.522	254.7	56:27.870								
29		1:53.772	32.638	43.663	37.471	254.7	58:21.642								
30		1:54.034	32.782	43.784	37.468	253.5	1:00:15.676								
31		1:54.178	32.843	43.831	37.504	254.1	1:02:09.854								
32		1:54.592	32.844	43.943	37.805	254.1	1:04:04.446								
33		1:54.671	32.834	44.028	37.809	252.9	1:05:59.117								
34		1:56.028	34.572	43.887	37.569	253.5	1:07:55.145								
35		1:54.747	32.897	43.933	37.917	253.5	1:09:49.892								
36		1:55.250	33.046	43.880	38.324	252.9	1:11:45.142								





Circuit de Barcelona
GT Cup Open Europe
Race - 1
Analysis by Lap



Num	Lap Time	Gap
Lap 1		
51	2:00.298	
10	2:01.054	00.756
126	2:03.276	02.978
15	2:04.432	04.134
Num	Lap Time	Gap
Lap 2		
51	1:53.544	
10	1:53.886	01.098
126	1:55.620	05.054
15	1:56.739	07.329
Num	Lap Time	Gap
Lap 3		
51	1:53.106	
10	1:53.579	01.571
126	1:55.633	07.581
15	1:56.749	10.972
Num	Lap Time	Gap
Lap 4		
51	1:53.315	
10	1:53.984	02.240
126	1:54.787	09.053
15	1:56.891	14.548
Num	Lap Time	Gap
Lap 5		
51	1:53.421	
10	1:53.563	02.382
126	1:54.907	10.539
15	1:58.870	19.997
Num	Lap Time	Gap
Lap 6		
51	1:53.181	
10	1:53.568	02.769
126	1:55.101	12.459
15	1:59.585	26.401
Num	Lap Time	Gap
Lap 7		
51	1:53.403	
10	1:53.885	03.251
126	1:54.905	13.961

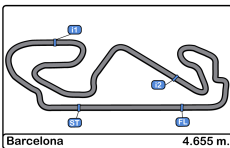
Num	Lap Time	Gap
15	1:58.962	31.960
Num	Lap Time	Gap
Lap 8		
51	1:53.613	
10	1:54.158	03.796
126	1:54.964	15.312
15	1:59.703	38.050
Num	Lap Time	Gap
Lap 9		
51	1:53.581	
10	1:53.762	03.977
126	1:55.190	16.921
15	2:00.388	44.857
Num	Lap Time	Gap
Lap 10		
51	1:55.093	
10	1:54.092	02.976
126	1:57.309	19.137
15	2:05.407	55.171
Num	Lap Time	Gap
Lap 11		
51	1:58.114	
10	1:57.275	02.137
126	1:59.449	20.472
15	2:43.225	1:40.282
Num	Lap Time	Gap
Lap 12		
51	1:54.700	
10	1:54.719	02.156
126	1:55.394	21.166
Num	Lap Time	Gap
Lap 13		
51	1:55.545	
10	1:54.515	01.126
15	2:11.934	1 Lap
126	1:54.962	20.583
Num	Lap Time	Gap
Lap 14		
51	1:54.116	
10	1:54.509	01.519

Num	Lap Time	Gap
15	2:04.345	1 Lap
126	1:55.186	21.653
Num	Lap Time	Gap
Lap 15		
51	1:53.671	
10	1:56.550	04.398
126	1:55.321	23.303
15	2:09.521	1 Lap
Num	Lap Time	Gap
Lap 16		
51	1:54.043	
10	1:53.967	04.322
126	1:54.114	23.374
Num	Lap Time	Gap
Lap 17		
51	1:53.857	
10	1:54.121	04.586
126	1:54.023	23.540
Num	Lap Time	Gap
Lap 18		
51	1:53.832	
10	1:53.313	04.067
126	1:54.130	23.838
15	7:05.186	3 Laps
Num	Lap Time	Gap
Lap 19		
10	1:53.677	
51	1:57.800	00.056
126	1:59.138	25.232
15	1:54.245	3 Laps
Num	Lap Time	Gap
Lap 20		
10	1:53.810	
15	1:54.048	3 Laps
Num	Lap Time	Gap
Lap 21		
10	1:58.697	
51	4:47.086	1 Lap
15	1:56.109	3 Laps
51	1:53.319	2:47.954

Num	Lap Time	Gap
15	1:58.097	2 Laps
126	1:55.147	
Num	Lap Time	Gap
Lap 22		
51	1:55.147	
10	4:48.010	04.909
15	1:57.899	2 Laps
Num	Lap Time	Gap
Lap 23		
51	1:54.200	
10	1:55.132	05.841
15	1:58.063	2 Laps
Num	Lap Time	Gap
Lap 24		
51	1:55.039	
10	1:54.684	05.486
15	2:06.314	2 Laps
Num	Lap Time	Gap
Lap 25		
51	1:55.265	
10	1:54.403	04.624
Num	Lap Time	Gap
Lap 26		
51	2:00.681	
10	1:56.626	00.569
15	2:46.725	3 Laps
Num	Lap Time	Gap
Lap 27		
51	1:54.811	
10	1:55.167	00.925
Num	Lap Time	Gap
Lap 28		
51	1:54.089	
10	1:54.592	01.428
15	4:10.980	4 Laps
Num	Lap Time	Gap
Lap 29		
51	1:53.772	
10	1:54.203	01.859
15	1:58.322	4 Laps

Num	Lap Time	Gap
Lap 30		
51	1:54.034	
10	1:54.375	02.200
15	2:01.643	4 Laps
Num	Lap Time	Gap
Lap 31		
51	1:54.178	
10	1:54.548	02.570
15	1:58.082	4 Laps
Num	Lap Time	Gap
Lap 32		
51	1:54.592	
10	1:54.922	02.900
15	1:56.935	4 Laps
Num	Lap Time	Gap
Lap 33		
51	1:54.671	
10	1:54.852	03.081
15	1:57.333	4 Laps
Num	Lap Time	Gap
Lap 34		
51	1:56.028	
10	1:55.165	02.218
15	2:03.676	4 Laps
Num	Lap Time	Gap
Lap 35		
51	1:54.747	
10	1:55.178	02.649
15	2:09.879	4 Laps
Num	Lap Time	Gap
Lap 36		
51	1:55.250	
10	1:55.300	02.699



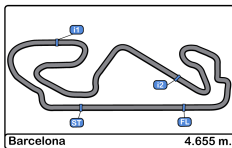


Circuito de Barcelona
 GT Cup Open Europe
 Race - 1
 Best Sectors Results



Sector - 1				Sector - 2				Sector - 3				Ideal Lap vs Best Lap				
Clas	Nº	Driver	Time	Nº	Driver	Time	Nº	Driver	Time	Clas	Nº	Driver	Ideal Lap	Best Lap	Clas	
1	10	Díaz-Varela - Cerqueda	32.472	10	Díaz-Varela - Cerqueda	43.194	51	Aldo Festante	36.997	1	51	Aldo Festante	1:52.912	1:53.106	1	
2	51	Aldo Festante	32.485	51	Aldo Festante	43.430	10	Díaz-Varela - Cerqueda	37.475	2	10	Díaz-Varela - Cerqueda	1:53.141	1:53.313	2	
3	126	Albert Estragues	32.491	126	Albert Estragues	43.659	15	de Martin - Villanueva	37.475	3	126	Albert Estragues	1:53.825	1:54.023	3	
4	15	de Martin - Villanueva	32.579	15	de Martin - Villanueva	43.816	126	Albert Estragues	37.675	4	15	de Martin - Villanueva	1:53.870	1:54.048	4	



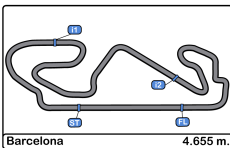


Circuit de Barcelona
 GT Cup Open Europe
 Race - 1
 Leader Sequence



Nº	Entrant/Team	Nat	Driver 1	Nat	Driver 2	Nat	Vehicle	Cat	Start Lap	End Lap	Laps	Total Laps
51	Ombra Racing		Aldo Festante				Porsche 911 GT3 Cup 2018	PROAM	1	18	18	18
10	Baporo Motorsport		Daniel Díaz-Varela		<u>Manel Cerqueda</u>		Audi R8 LMS	AM	19	21	3	3
51	Ombra Racing		Aldo Festante				Porsche 911 GT3 Cup 2018	PROAM	22	36	15	33



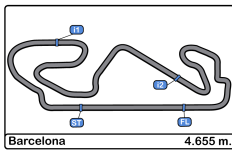


Circuit de Barcelona
GT Cup Open Europe
Race - 1
Best 5 Lap Times



Cl	Nº	Entrant/Team	Nat	Driver 1	Nat	Status	Driver 2	Nat	Status	Vehicle	Cat	Cl	Best 1		Best 2		Best 3		Best 4		Best 5	
													Time	Lap	Time	Lap	Time	Lap	Time	Lap	Time	Lap
1	51	Ombra Racing	ITA	Aldo Festante	ITA					Porsche 911 GT3 Cup 2018	PROAM	1	1:53.106	3	1:53.181	6	1:53.315	4	1:53.319	21	1:53.403	7
2	10	Baporo Motorsport	ESP	Daniel Díaz-Varela	ESP		Manel Cerqueda	AND		Audi R8 LMS	AM	1	1:53.313	18	1:53.563	5	1:53.568	6	1:53.579	3	1:53.677	19
3	126	NM Racing Team	ESP	Albert Estragues	ESP					Transam Euro 2018	AM	2	1:54.023	17	1:54.114	16	1:54.130	18	1:54.787	4	1:54.905	7
4	15	NM Racing Team	ESP	Alberto de Martin	ESP		Rafael Villanueva	ESP		Mercedes AMG GT4 HP 2019	PROAM	2	1:54.048	17	1:54.245	16	1:56.109	18	1:56.739	2	1:56.749	3



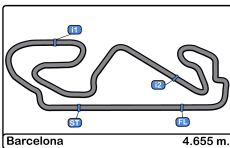


Circuito de Barcelona
GT Cup Open Europe
Race - 1
Best 5 Top Speeds



Cl	Nº	Entrant/Team	Nat	Driver 1	Nat	Driver 2	Nat	Vehicle	Cat	Cl	Top 1		Top 2		Top 3		Top 4		Top 5		
											Km/h	Lap	Km/h	Lap	Km/h	Lap	Km/h	Lap	Km/h	Lap	Km/h
1	10	Baporo Motorsport		Daniel Díaz-Varela		<u>Manel Cerqueda</u>		Audi R8 LMS	AM	1	259.6	3	258.9	2	258.3	4	258.3	7	258.3	15	258.7
2	15	NM Racing Team		<u>Alberto de Martin</u>		Rafael Villanueva		Mercedes AMG GT4 HP 2019	PROAM	1	255.9	2	255.9	3	255.9	5	255.3	4	255.3	10	255.6
3	51	Ombra Racing		Aldo Festante				Porsche 911 GT3 Cup 2018	PROAM	2	254.7	27	254.7	28	254.7	29	254.1	31	254.1	32	254.4
4	126	NM Racing Team		Albert Estragues				Transam Euro 2018	AM	2	254.7	5	254.7	17	254.7	19	254.1	3	254.1	13	254.4





Circuit de Barcelona

GT Cup Open Europe

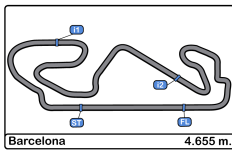
Race - 1

Fastest Laps Sequence



Lap	Time of Day	Session Time	Nº	Entrant/Team	Nat	Driver 1	Nat	Driver 2	Nat	Vehicle	Cat	Time	Km/h
2	14:32:06.283	2:06.283	51	Ombra Racing		<u>Aldo Festante</u>				Porsche 911 GT3 Cup 2018	PROAM	1:53.544	147.5
3	14:33:59.389	3:59.389	51	Ombra Racing		<u>Aldo Festante</u>				Porsche 911 GT3 Cup 2018	PROAM	1:53.106	148.1



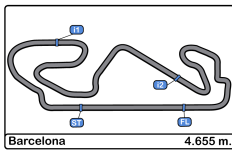


Circuit de Barcelona
GT Cup Open Europe
Race - 1
Event Best Maximum Speed



Nº	Entrant/Team	Nat	Driver 1	Nat	Driver 2	Nat	Vehicle	Cat	Km/h	Session
10	Baporo Motorsport		Daniel Díaz-Varela		Manel Cerqueda		Audi R8 LMS	AM	260.8	Free Practice - 3
15	NM Racing Team		Alberto de Martin		Rafael Villanueva		Mercedes AMG GT4 HP 2019	PROAM	257.7	Free Practice - 2
126	NM Racing Team		Albert Estragues				Transam Euro 2018	AM	257.1	Qualifying - 1 Driver - 1
51	Ombra Racing		Aldo Festante				Porsche 911 GT3 Cup 2018	PROAM	256.5	Free Practice - 3





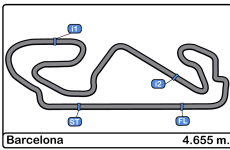
Circuit de Barcelona
GT Cup Open Europe
Race - 1
Lap Chart



LAP

Nr	Po	1	2	3	4	5	6	7	8	9	10	11	12	13	14	15	16	17	18	19	20	21	22	23	24	25	26	27	28	29	30	31	32	33	34	35	36	
51	1	51	51	51	51	51	51	51	51	51	51	51	51	51	51	51	51	51	51	10	10	10	51	51	51	51	51	51	51	51	51	51	51	51	51	51	51	
10	2	10	10	10	10	10	10	10	10	10	10	10	10	10	10	10	10	10	10	51	51	51	10	10	10	10	10	10	10	10	10	10	10	10	10	10	10	10
126	3	126	126	126	126	126	126	126	126	126	126	126	126	126	126	126	126	126	126	126	15	15	15	15	15	15	15	15	15	15	15	15	15	15	15	15	15	15
15	4	15	15	15	15	15	15	15	15	15	15	15	15	15	15	15	15	15	15	15																		

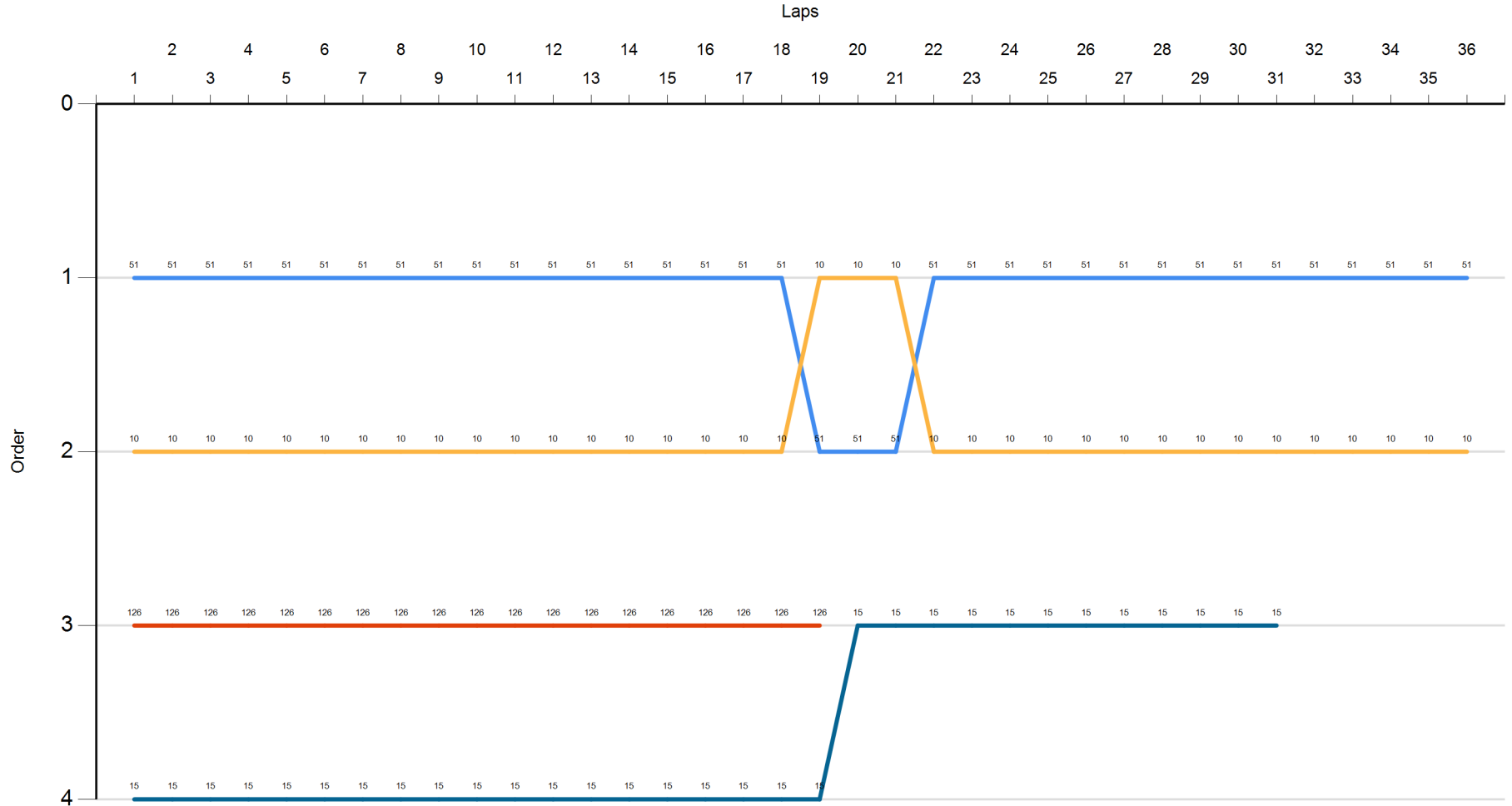


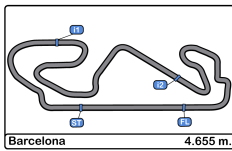


Circuito de Barcelona
GT Cup Open Europe
Race - 1
Graphic Lap Chart



- 51
- 10
- 126
- 15





Circuito de Barcelona
GT Cup Open Europe
Race - 1
Pit Stop Analysis

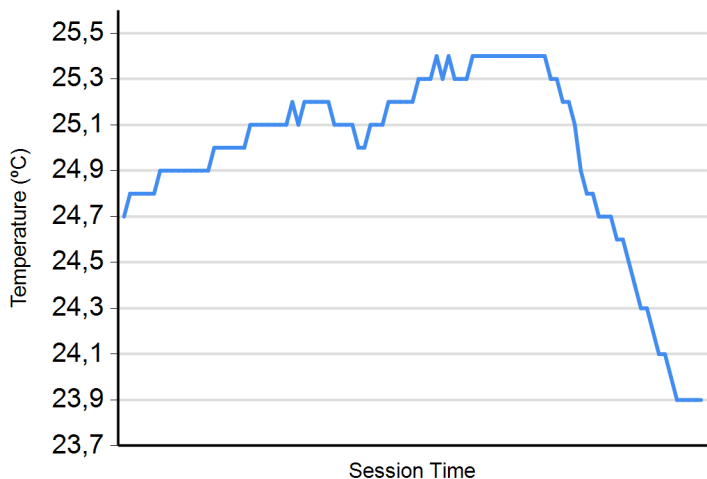


Nr.	In Day Time	Entrant/Team	Nat	Driver 1	Nat	Driver 2	Nat	Vehicle	Cat	In Time	Stop N°	Pit Time	Handicap	Penalty
15	14:57:17.055	NM Racing Team		Alberto de Martin		Rafael Villanueva		Mercedes AMG GT4 HP 2019	PROAM	29:04.614	1	5:11.918	2:30	
51	15:04:28.197	Ombra Racing		Aldo Festante				Porsche 911 GT3 Cup 2018	PROAM	36:15.756	1	2:56.323	2:55	
10	15:08:20.578	Baporo Motorsport		Daniel Díaz-Varela		Manel Cerqueda		Audi R8 LMS	AM	40:08.138	1	2:50.961	2:50	
15	15:20:53.493	NM Racing Team		Alberto de Martin		Rafael Villanueva		Mercedes AMG GT4 HP 2019	PROAM	52:41.052	2	2:11.843	2:30	-18.157

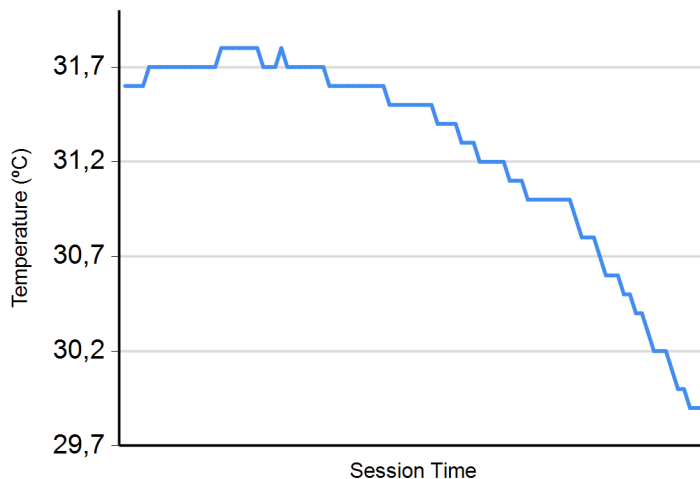




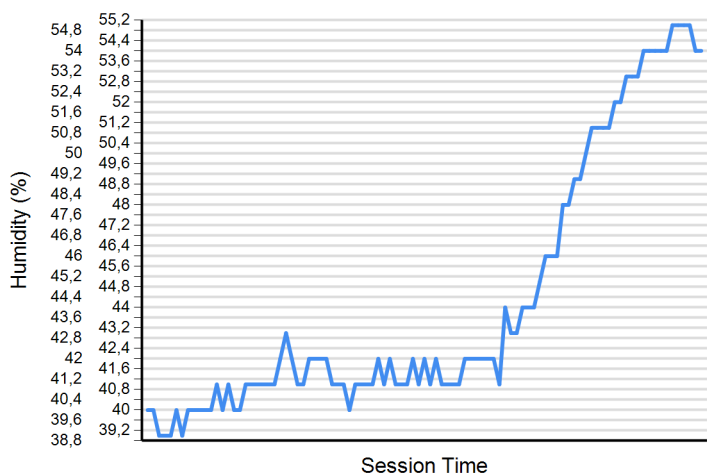
Air Temperature



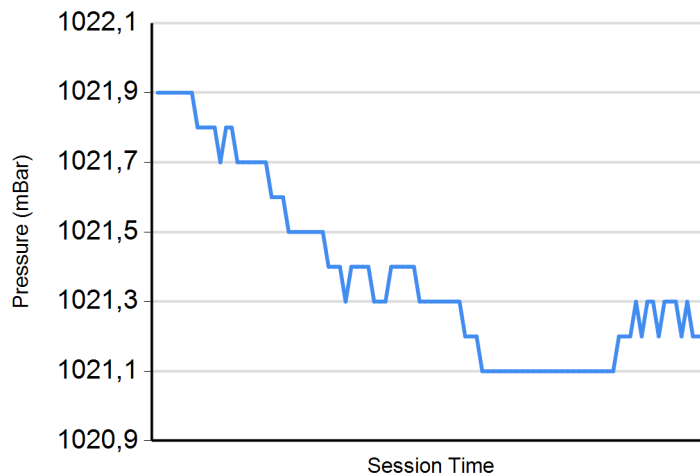
Track Temperature



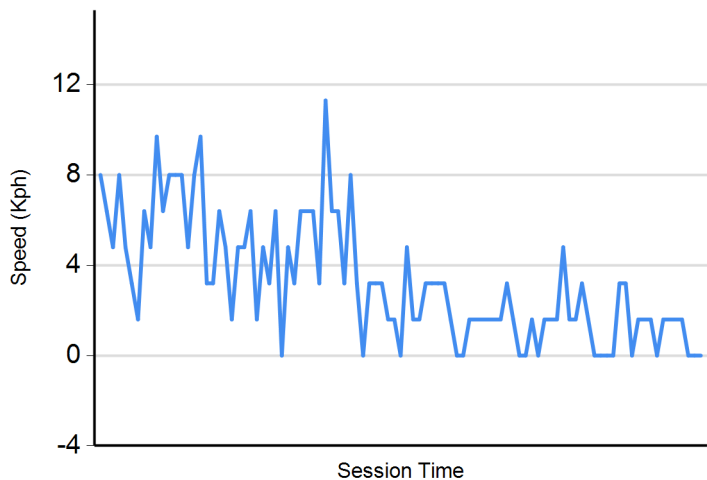
Humidity



Pressure



Wind Speed



Wind direction

North = 0°/360° Est = 90° South = 180° West = 270°

