


Circuit de Barcelona
GT Cup Open Europe
Free Practice - 3
Provisional Results



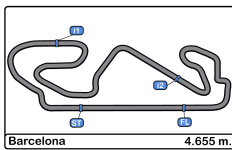
Cls	Nº	Entrant/Team	Nat	Driver 1	Nat	Driver 2	Nat	Vehicle	Cat	Cls	Laps	Best	Time	Gap	Interval	Km/h
1	51	Ombra Racing	ITA	Aldo Festante	ITA			Porsche 911 GT3 Cup 2018	PROAM	1	22	16	1:51.963			149.6
2	15	NM Racing Team	ESP	Alberto de Martin	ESP	Rafael Villanueva	ESP	Mercedes AMG GT4 HP 2019	PROAM	2	22	10	1:53.076	1.113	1.113	148.2
3	10	Baporo Motorsport	ESP	Daniel Díaz-Varela	ESP	Manel Cerqueda	AND	Audi R8 LMS	AM	1	23	7	1:53.415	1.452	0.339	147.7
4	126	NM Racing Team	ESP	Albert Estragues	ESP			Transam Euro 2018	AM	2	4	4	2:02.778	10.815	9.363	136.4

Published at:.....

Track Temp: 26.7 °C Air Temp: 21.4 °C Humidity: 60 % Track Status: DRY

Stewards:	Race Director:	Timekeeper: 
------------------	-----------------------	--






Circuito de Barcelona
GT Cup Open Europe
Free Practice - 3
Provisional Results by Class



Cls	Nº	Entrant/Team	Nat	Driver 1	Nat	Driver 2	Nat	Vehicle	Cat	Cls	Laps	Best	Time	Gap	Interval	Km/h
PROAM																
1	51	Ombra Racing	ITA	Aldo Festante	ITA			Porsche 911 GT3 Cup 2018	PROAM	1	22	16	1:51.963			149.6
2	15	NM Racing Team	ESP	Alberto de Martin	ESP	Rafael Villanueva	ESP	Mercedes AMG GT4 HP 2019	PROAM	2	22	10	1:53.076	1.113	1.113	148.2
AM																
1	10	Baporo Motorsport	ESP	Daniel Díaz-Varela	ESP	Manel Cerqueda	AND	Audi R8 LMS	AM	1	23	7	1:53.415			147.7
2	126	NM Racing Team	ESP	Albert Estragues	ESP			Transam Euro 2018	AM	2	4	4	2:02.778	9.363	9.363	136.4

Published at:.....

Track Temp: 26.7 °C Air Temp: 21.4 °C Humidity: 60 % Track Status: DRY

Stewards:	Race Director:	Timekeeper: 
------------------	-----------------------	--





Circuito de Barcelona
GT Cup Open Europe
Free Practice - 3
Lap Analysis



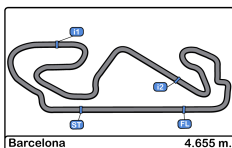
10 Daniel Díaz-Varela Audi R8 LMS 51 Aldo Festante Porsche 911 GT3 Cup 2018
AM 2 Manel Cerqueda Baporo Motorsport PROAM 2 Ombra Racing

Lap	D	Time	Sector 1	Sector 2	Sector 3	T. Spd	Elapsed	Lap	D	Time	Sector 1	Sector 2	Sector 3	T. Spd	Elapsed
1		16:49:50.204	16:48:19.363	49.651	41.190	167.4	16:49:50.204	1		16:49:41.012	16:48:10.374	48.896	41.742	158.5	16:49:41.012
2		1:59.108	34.797	45.039	39.272	233.7	16:51:49.312	2		1:56.331	33.800	44.621	37.910	248.2	16:51:37.343
3		1:57.864	32.816	44.390	40.658	258.3	16:53:47.176	3		1:53.352	32.692	43.480	37.180	251.7	16:53:30.695
4		1:53.967	32.471	43.768	37.728	258.9	16:55:41.143	4		1:52.809	32.551	43.274	36.984	253.5	16:55:23.504
5		1:57.637	32.415	44.727	40.495	260.2	16:57:38.780	5		1:52.463	32.342	43.222	36.899	253.5	16:57:15.967
6		1:53.628	32.439	43.586	37.603	258.9	16:59:32.408	6		2:02.902 P	32.316	44.609	45.977	253.5	16:59:18.869
7		1:53.415	32.377	43.361	37.677	257.7	17:01:25.823	7		10:17.520	8:54.171	45.218	38.131	163.8	17:09:36.389
8		2:36.372 P	32.451	1:08.073	55.848	257.7	17:04:02.195	8		1:53.612	32.725	43.647	37.240	251.7	17:11:30.001
9		5:35.632	4:12.394	44.539	38.699	160.9	17:09:37.827	9		1:57.063	32.471	45.757	38.835	252.9	17:13:27.064
10		2:00.990 P	32.485	45.248	43.257	258.9	17:11:38.817	10		1:53.624	32.941	43.321	37.362	252.3	17:15:20.688
11		3:31.707	2:09.534	44.117	38.056	184.9	17:15:10.524	11		2:03.783 P	32.600	43.604	47.579	254.7	17:17:24.471
12		1:53.828	32.508	43.732	37.588	257.7	17:17:04.352	12		4:10.458	2:45.161	46.129	39.168	144.5	17:21:34.929
13		1:56.785	32.931	45.542	38.312	260.2	17:19:01.137	13		2:00.558	33.464	45.719	41.375	250.5	17:23:35.487
14		2:02.246 P	32.773	45.259	44.214	260.8	17:21:03.383	14		1:54.993	32.762	45.155	37.076	251.1	17:25:30.480
15		6:12.897	4:47.828	46.197	38.872	181.2	17:27:16.280	15		1:52.296	32.340	43.136	36.820	254.1	17:27:22.776
16		1:54.713	33.058	43.877	37.778	254.1	17:29:10.993	16		1:51.963	32.086	43.061	36.816	256.5	17:29:14.739
17		1:54.554	32.837	43.940	37.777	257.1	17:31:05.547	17		2:01.171	37.892	45.989	37.290	256.5	17:31:15.910
18		2:03.484 P	32.748	43.992	46.744	256.5	17:33:09.031	18		2:02.184 P	32.313	43.494	46.377	254.1	17:33:18.094
19		3:34.984	2:11.233	44.733	39.018	184.3	17:36:44.015	19		6:40.673	5:13.448	46.883	40.342	175.0	17:39:58.767
20		1:54.723	32.805	43.989	37.929	255.3	17:38:38.738	20		1:52.764	32.289	43.153	37.322	254.1	17:41:51.531
21		1:55.385	33.450	44.182	37.753	255.9	17:40:34.123	21		1:52.403	32.328	43.234	36.841	255.3	17:43:43.934
22		1:59.969 P	32.903	44.027	43.039	257.1	17:42:34.092	22		2:07.669 P	35.453	45.515	46.701	254.7	17:45:51.603
23		4:13.201 P	2:35.517	48.799	48.885	184.3	17:46:47.293								

15 Alberto de Martin Mercedes AMG GT4 HP 2019 126 Albert Estragues Transam Euro 2018
PROAM 2 Rafael Villanueva NM Racing Team AM 2 NM Racing Team

Lap	D	Time	Sector 1	Sector 2	Sector 3	T. Spd	Elapsed	Lap	D	Time	Sector 1	Sector 2	Sector 3	T. Spd	Elapsed
1		16:49:41.839	16:48:03.345	56.050	42.444	142.4	16:49:41.839	1		16:49:56.346	16:48:17.046	54.748	44.552	130.9	16:49:56.346
2		2:00.570	37.253	44.578	38.739	177.9	16:51:42.409	2		2:10.815	38.761	49.770	42.284	166.4	16:52:07.161
3		1:58.096	35.834	44.001	38.261	214.2	16:53:40.505	3		2:03.818	35.439	47.667	40.712	200.3	16:54:10.979
4		1:58.713	36.702	44.404	37.607	255.3	16:55:39.218	4		2:02.778	35.593	47.768	39.417	201.1	16:56:13.757
5		1:53.951	32.578	43.830	37.543	255.9	16:57:33.169	5			33.856			242.1	
6		2:02.365 P	33.407	44.515	44.443	235.2	16:59:35.534								
7		5:47.964 P	3:29.534	1:19.452	58.975	79.2	17:05:23.495								
8		4:27.716 P	2:53.538	48.737	45.441	155.1	17:09:51.211								
9		2:24.629	53.798	48.601	42.230	138.9	17:12:15.840								
10		1:53.076	32.453	43.394	37.229	255.9	17:14:08.916								
11		1:53.526	32.297	43.780	37.449	257.1	17:16:02.442								
12		2:07.105 P	32.537	43.748	50.820	256.5	17:18:09.547								
13		6:32.462	5:07.508	45.934	39.020	184.3	17:24:42.009								
14		1:55.888	33.031	44.305	38.552	253.5	17:26:37.897								
15		1:56.122	33.026	44.718	38.378	254.1	17:28:34.019								
16		1:55.401	32.988	44.164	38.249	253.5	17:30:29.420								
17		1:55.876	32.702	44.098	39.076	254.7	17:32:25.296								
18		2:03.837	33.212	50.169	40.456	254.7	17:34:29.133								
19		1:57.706	33.490	44.577	39.639	254.7	17:36:26.839								
20		2:08.377 P	33.359	46.383	48.635	255.3	17:38:35.216								
21		6:05.213	4:40.989	45.321	38.903	185.5	17:44:40.429								
22		2:10.585 P	33.176	45.447	51.962	254.7	17:46:51.014								



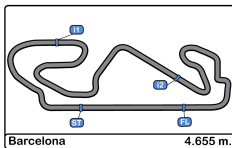


Circuito de Barcelona
 GT Cup Open Europe
 Free Practice - 3
 Best Sectors Results



Sector - 1				Sector - 2				Sector - 3				Ideal Lap vs Best Lap				
Clas	Nº	Driver	Time	Nº	Driver	Time	Nº	Driver	Time	Clas	Nº	Driver	Ideal Lap	Best Lap	Clas	
1	51	Aldo Festante	32.086	51	Aldo Festante	43.061	51	Aldo Festante	36.816	1	51	Aldo Festante	1:51.963	1:51.963	1	
2	15	de Martin - Villanueva	32.297	10	Díaz-Varela - Cerqueda	43.361	15	de Martin - Villanueva	37.229	2	15	de Martin - Villanueva	1:52.920	1:53.076	2	
3	10	Díaz-Varela - Cerqueda	32.377	15	de Martin - Villanueva	43.394	10	Díaz-Varela - Cerqueda	37.588	3	10	Díaz-Varela - Cerqueda	1:53.326	1:53.415	3	
4	126	Albert Estragues	33.856	126	Albert Estragues	47.667	126	Albert Estragues	39.417	4	126	Albert Estragues	2:00.940	2:02.778	4	



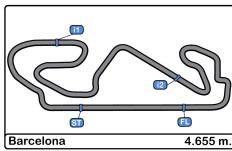


Circuito de Barcelona
GT Cup Open Europe
Free Practice - 3
Best 5 Lap Times



Cl	Nº	Entrant/Team	Nat	Driver 1	Nat	Status	Driver 2	Nat	Status	Vehicle	Cat	Cl	Best 1		Best 2		Best 3		Best 4		Best 5		
													Time	Lap	Time	Lap	Time	Lap	Time	Lap	Time	Lap	
1	51	Ombra Racing	ITA	Aldo Festante	ITA					Porsche 911 GT3 Cup 2018	PROAM	1	1:51.963	16	1:52.296	15	1:52.403	21	1:52.463	5	1:52.764	20	
2	15	NM Racing Team	ESP	Alberto de Martin	ESP		Rafael Villanueva	ESP		Mercedes AMG GT4 HP 2019	PROAM	2	1:53.076	10	1:53.526	11	1:53.951	5	1:55.401	16	1:55.876	17	
3	10	Baporo Motorsport	ESP	Daniel Díaz-Varela	ESP		Manel Cerqueda	AND		Audi R8 LMS	AM	1	1:53.415	7	1:53.628	6	1:53.828	12	1:53.967	4	1:54.554	17	
4	126	NM Racing Team	ESP	Albert Estragues	ESP					Transam Euro 2018	AM	2	2:02.778	4	2:03.818	3	2:10.815	2					



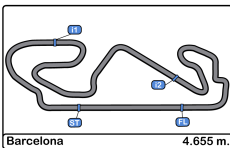


Circuito de Barcelona
 GT Cup Open Europe
 Free Practice - 3
 Best 5 Top Speeds



Cl	Nº	Entrant/Team	Nat	Driver 1	Nat	Driver 2	Nat	Vehicle	Cat	Cl	Top 1		Top 2		Top 3		Top 4		Top 5		Avg
											Km/h	Lap	Km/h	Lap	Km/h	Lap	Km/h	Lap	Km/h	Lap	
1	10	Baporo Motorsport		Daniel Díaz-Varela		Manel Cerqueda		Audi R8 LMS	AM	1	260.8	14	260.2	5	260.2	13	258.9	4	258.9	6	259.8
2	15	NM Racing Team		Alberto de Martin		Rafael Villanueva		Mercedes AMG GT4 HP 2019	PROAM	1	257.1	11	256.5	12	255.9	5	255.9	10	255.3	4	256.1
3	51	Ombra Racing		Aldo Festante				Porsche 911 GT3 Cup 2018	PROAM	2	256.5	16	256.5	17	255.3	21	254.7	11	254.7	22	255.5
4	126	NM Racing Team		Albert Estragues				Transam Euro 2018	AM	2	242.1	5	201.1	4	200.3	3	166.4	2	130.9	1	188.1



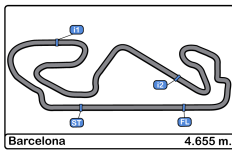


Circuito de Barcelona
GT Cup Open Europe
Free Practice - 3
Fastest Laps Sequence



Lap	Time of Day	Session Time	Nº	Entrant/Team	Nat	Driver 1	Nat	Driver 2	Nat	Vehicle	Cat	Time	Km/h
2	16:51:37.343	4:37.343	51	Ombra Racing		Aldo Festante				Porsche 911 GT3 Cup 2018	PROAM	1:56.331	144.0
3	16:53:30.695	6:30.695	51	Ombra Racing		Aldo Festante				Porsche 911 GT3 Cup 2018	PROAM	1:53.352	147.8
4	16:55:23.504	8:23.504	51	Ombra Racing		Aldo Festante				Porsche 911 GT3 Cup 2018	PROAM	1:52.809	148.5
5	16:57:15.967	10:15.967	51	Ombra Racing		Aldo Festante				Porsche 911 GT3 Cup 2018	PROAM	1:52.463	149.0
15	17:27:22.776	40:22.776	51	Ombra Racing		Aldo Festante				Porsche 911 GT3 Cup 2018	PROAM	1:52.296	149.2
16	17:29:14.739	42:14.739	51	Ombra Racing		Aldo Festante				Porsche 911 GT3 Cup 2018	PROAM	1:51.963	149.6





Circuit de Barcelona
GT Cup Open Europe
Free Practice - 3
Event Best Maximum Speed



Nº	Entrant/Team	Nat	Driver 1	Nat	Driver 2	Nat	Vehicle	Cat	Km/h	Session
10	Baporo Motorsport	 ESP	Daniel Díaz-Varela	 ESP	Manel Cerqueda	 AND	Audi R8 LMS	AM	260.8	Free Practice - 3
15	NM Racing Team	 ESP	Alberto de Martin	 ESP	Rafael Villanueva	 ESP	Mercedes AMG GT4 HP 2019	PROAM	257.7	Free Practice - 2
51	Ombra Racing	 ITA	Aldo Festante	 ITA			Porsche 911 GT3 Cup 2018	PROAM	256.5	Free Practice - 3
126	NM Racing Team	 ESP	Albert Estragues	 ESP			Transam Euro 2018	AM	255.3	Free Practice - 1





Circuit de Barcelona
GT Cup Open Europe
Free Practice - 3
Pit Stop Analysis



10

Daniel Díaz-Varela AM Baporo Motorsport

Manel Cerqueda Audi R8 LMS

Nr.	In Day Time	In Time	Out Time	Pit Time	T. Pit Time	Handicap	Penalty
1	17:03:59.775	17:03:59.775	17:07:38.954	3:39.179	3:39.179		
2	17:11:36.331	17:11:36.331	17:13:15.271	1:38.940	5:18.119		
3	17:21:00.838	17:21:00.838	17:25:17.215	4:16.377	9:34.496		
4	17:33:06.578	17:33:06.578	17:34:46.101	1:39.523	11:14.019		
5	17:42:31.582	17:42:31.582	17:44:36.797	2:05.215	13:19.234		

15

Alberto de Martin PROAM NM Racing Team

Rafael Villanueva Mercedes AMG GT4 HP 2019

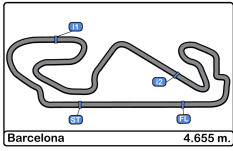
Nr.	In Day Time	In Time	Out Time	Pit Time	T. Pit Time	Handicap	Penalty
1	16:59:33.122	16:59:33.122	17:02:04.566	2:31.444	2:31.444		
2	17:05:21.105	17:05:21.105	17:07:36.841	2:15.736	4:47.180		
3	17:09:48.777	17:09:48.777	17:10:10.885	22.108	5:09.288		
4	17:18:07.149	17:18:07.149	17:22:43.736	4:36.587	9:45.875		
5	17:38:32.795	17:38:32.795	17:42:43.391	4:10.596	13:56.471		

51

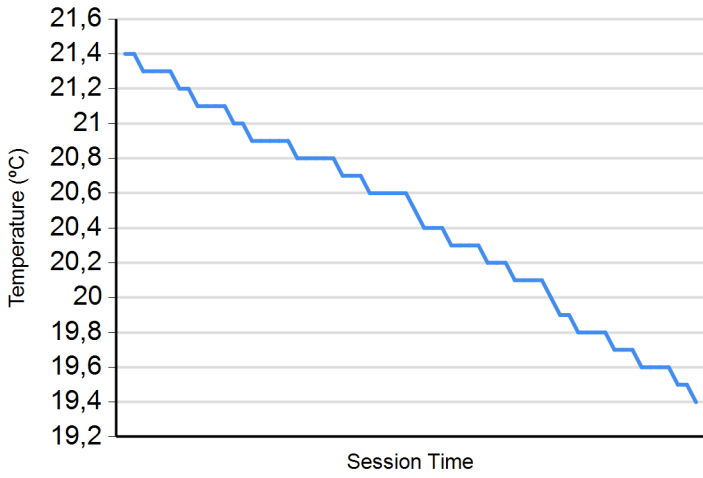
Aldo Festante PROAM Ombra Racing

Porsche 911 GT3 Cup 2018

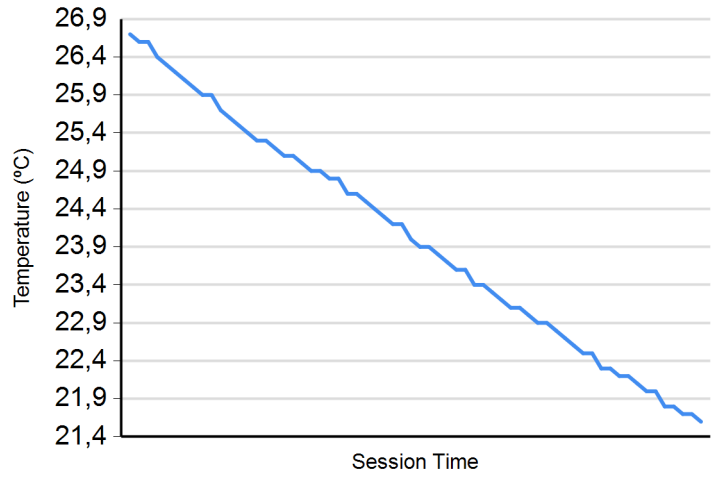
Nr.	In Day Time	In Time	Out Time	Pit Time	T. Pit Time	Handicap	Penalty
1	16:59:16.174	16:59:16.174	17:07:34.684	8:18.510	8:18.510		
2	17:17:21.815	17:17:21.815	17:19:29.748	2:07.933	10:26.443		
3	17:33:15.485	17:33:15.485	17:37:52.635	4:37.150	15:03.593		



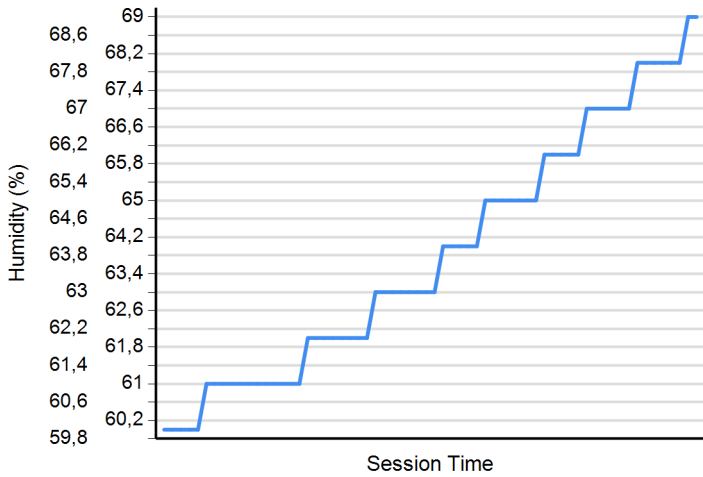
Air Temperature



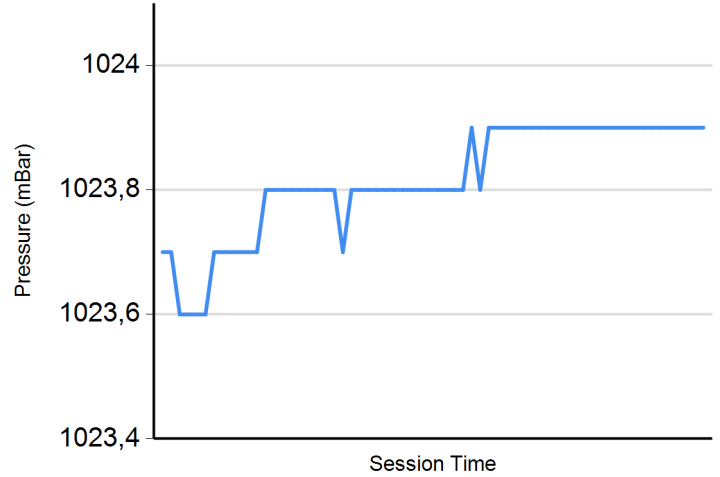
Track Temperature



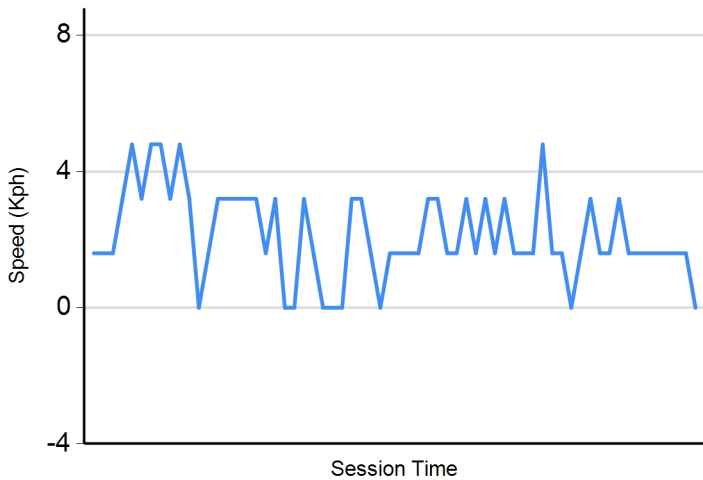
Humidity



Pressure

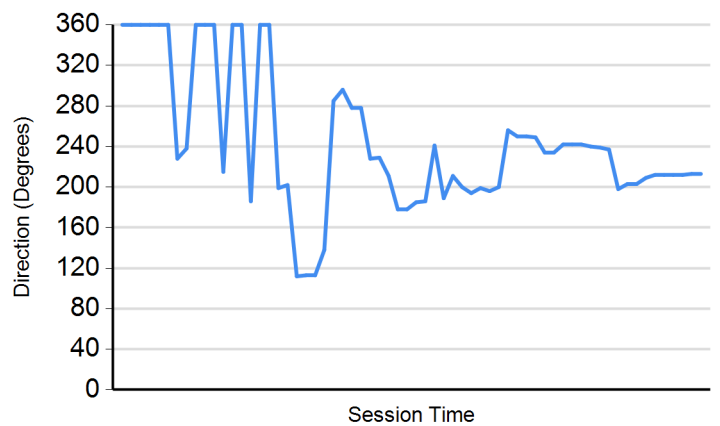


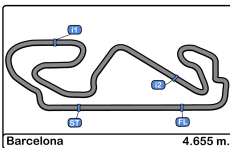
Wind Speed



Wind direction

North = 0°/360° Est = 90° South = 180° West = 270°





Circuito de Barcelona
GT Cup Open Europe
Free Practice 1 - 2 - 3
Combined Results



Cls	Nº	Entrant/Team	Nat	Driver 1	Nat	Driver 2	Nat	Vehicle	Cat	Cls	Laps	Free Practice - 1	Free Practice - 2	Free Practice - 3	Best	Gap	Interval	Km/h			
1	51	Ombra Racing	ITA	Aldo Festante	ITA			Porsche 911 GT3 Cup 2018	PROAM	1	42		1:52.542	19	1:51.963	16	1:51.963		149.6		
2	15	NM Racing Team	ESP	Alberto de Martin	ESP	Rafael Villanueva	ESP	Mercedes AMG GT4 HP 2019	PROAM	2	60	1:56.850	7	1:53.139	12	1:53.076	10	1:53.076	1.113	1.113	148.2
3	10	Baporo Motorsport	ESP	Daniel Diaz-Varela	ESP	Manel Cerqueda	AND	Audi R8 LMS	AM	1	57	1:54.528	7	1:53.361	12	1:53.415	7	1:53.361	1.398	0.285	147.8
4	126	NM Racing Team	ESP	Albert Estragues	ESP			Transam Euro 2018	AM	2	21	1:54.378	3	1:54.271	10	2:02.778	4	1:54.271	2.308	0.910	146.6

Published at:.....

Stewards:	Race Director:	Timekeeper:
------------------	-----------------------	--------------------

