

**Circuit de Barcelona**  
**GT Cup Open Europe**  
**Free Practice - 1**  
**Provisional Results**



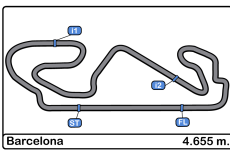
Cls	Nº	Entrant/Team	Nat	Driver 1	Nat	Driver 2	Nat	Vehicle	Cat	Cls	Laps	Best	Time	Gap	Interval	Km/h
1	126	NM Racing Team		Albert Estragues				Transam Euro 2018	AM	1	5	3	1:54.378			146.5
2	10	Baporo Motorsport		Daniel Díaz-Varela		Manel Cerqueda		Audi R8 LMS	AM	2	16	7	1:54.528	0.150	0.150	146.3
3	15	NM Racing Team		Alberto de Martin		Rafael Villanueva		Mercedes AMG GT4 HP 2019	PROAM	1	13	7	1:56.850	2.472	2.322	143.4

Published at:.....

Track Temp: 21.8 °C    Air Temp: 19.2 °C    Humidity: 75 %    Track Status: DRY

Stewards:	Race Director:	Timekeeper:
-----------	----------------	-------------






**Circuit de Barcelona**  
**GT Cup Open Europe**  
**Free Practice - 1**  
**Provisional Results by Class**



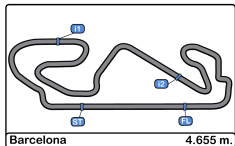
Cls	Nº	Entrant/Team	Nat	Driver 1	Nat	Driver 2	Nat	Vehicle	Cat	Cls	Laps	Best	Time	Gap	Interval	Km/h
<b>PROAM</b>																
1	15	NM Racing Team	ESP	Alberto de Martin	ESP	Rafael Villanueva	ESP	Mercedes AMG GT4 HP 2019	PROAM	1	13	7	1:56.850			143.4
<b>AM</b>																
1	126	NM Racing Team	ESP	Albert Estragues	ESP			Transam Euro 2018	AM	1	5	3	1:54.378			146.5
2	10	Baporo Motorsport	ESP	Daniel Díaz-Varela	ESP	Manel Cerqueda	AND	Audi R8 LMS	AM	2	16	7	1:54.528	0.150	0.150	146.3

Published at:.....

Track Temp: 21.8 °C    Air Temp: 19.2 °C    Humidity: 75 %    Track Status: DRY

<b>Stewards:</b>	<b>Race Director:</b>	<b>Timekeeper:</b> 
------------------	-----------------------	--





**Circuit de Barcelona**  
**GT Cup Open Europe**  
**Free Practice - 1**  
**Lap Analysis**



**10** 1 Daniel Díaz-Varela Audi R8 LMS  
 AM 2 Manel Cerqueda Baporo Motorsport

Lap	D	Time	Sector 1	Sector 2	Sector 3	T. Spd	Elapsed
1		16:58:34.668	16:56:35.574	1:08.128	50.966	110.5	16:58:34.668
2		2:34.712	51.980	58.785	43.947	151.8	17:01:09.380
3		2:08.392	37.905	48.228	42.259	208.0	17:03:17.772
4		1:59.786	35.214	46.169	38.403	244.8	17:05:17.558
5		2:09.783 P	33.608	44.702	51.473	255.3	17:07:27.341
6		3:44.430	2:20.972	44.998	38.460	182.1	17:11:11.771
7		<b>1:54.528</b>	33.028	<b>43.704</b>	<b>37.796</b>	254.7	17:13:06.299
8		2:23.283 P	35.370	53.820	54.093	255.3	17:15:29.582
9		6:15.647	4:40.591	50.583	44.473	127.6	17:21:45.229
10		2:27.529	34.059	1:14.626	38.844	248.8	17:24:12.758
11		1:55.735	33.165	44.655	37.915	253.5	17:26:08.493
12		1:54.967	<b>32.806</b>	43.941	38.220	255.3	17:28:03.460
13		2:00.340 P	32.993	44.072	43.275	254.1	17:30:03.800
14		4:22.984	2:59.413	44.280	39.291	184.3	17:34:26.784
15		1:55.559	32.866	44.004	38.689	257.1	17:36:22.343
16		2:37.075 P	37.109	53.051	1:06.915	255.3	17:38:59.418

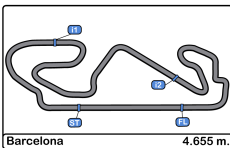
**15** 1 Alberto de Martin Mercedes AMG GT4 HP 2019  
 PROAM 2 Rafael Villanueva NM Racing Team

Lap	D	Time	Sector 1	Sector 2	Sector 3	T. Spd	Elapsed
1		16:57:26.140	16:55:58.297	47.722	40.121	161.1	16:57:26.140
2		2:03.116	35.014	47.411	40.691	250.0	16:59:29.256
3		2:07.241 P	35.069	47.876	44.296	250.0	17:01:36.497
4		4:55.224	3:30.178	46.058	38.988	182.7	17:06:31.721
5		1:57.132	33.490	45.312	<b>38.330</b>	252.9	17:08:28.853
6		1:56.979	33.672	44.954	38.353	255.9	17:10:25.832
7		<b>1:56.850</b>	33.260	<b>44.618</b>	38.972	255.9	17:12:22.682
8		1:57.096	33.393	44.662	39.041	254.7	17:14:19.778
9		2:10.474 P	40.133	47.315	43.026	251.7	17:16:30.252
10		14:32.712	13:06.921	46.758	39.033	179.4	17:31:02.964
11		2:00.769	36.604	45.445	38.720	255.3	17:33:03.733
12		1:58.187	<b>33.198</b>	46.565	38.424	255.9	17:35:01.920
13		2:07.974 P	33.715	44.880	49.379	256.5	17:37:09.894

**126** 1 Albert Estragues Transam Euro 2018  
 AM 2 NM Racing Team

Lap	D	Time	Sector 1	Sector 2	Sector 3	T. Spd	Elapsed
1		17:11:12.925	17:09:43.501	46.005	43.419	160.7	17:11:12.925
2		1:55.091	32.776	44.437	<b>37.878</b>	252.9	17:13:08.016
3		<b>1:54.378</b>	<b>32.561</b>	<b>43.828</b>	37.989	255.3	17:15:02.394
4		2:00.633	32.865	44.332	43.436	252.9	17:17:03.027
5		2:03.063 P	33.180	45.051	44.832	253.5	17:19:06.090



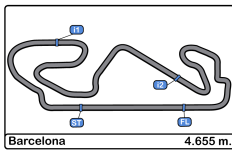


Circuito de Barcelona  
 GT Cup Open Europe  
 Free Practice - 1  
 Best Sectors Results



Sector - 1				Sector - 2				Sector - 3				Ideal Lap vs Best Lap				
Clas	Nº	Driver	Time	Nº	Driver	Time	Nº	Driver	Time	Clas	Nº	Driver	Ideal Lap	Best Lap	Clas	
1	126	Albert Estragues	32.561	10	Díaz-Varela - Cerqueda	43.704	10	Díaz-Varela - Cerqueda	37.796	1	126	Albert Estragues	1:54.267	1:54.378	1	
2	10	Díaz-Varela - Cerqueda	32.806	126	Albert Estragues	43.828	126	Albert Estragues	37.878	2	10	Díaz-Varela - Cerqueda	1:54.306	1:54.528	2	
3	15	de Martin - Villanueva	33.198	15	de Martin - Villanueva	44.618	15	de Martin - Villanueva	38.330	3	15	de Martin - Villanueva	1:56.146	1:56.850	3	



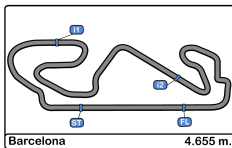


**Circuit de Barcelona**  
**GT Cup Open Europe**  
**Free Practice - 1**  
**Best 5 Lap Times**



Cl	Nº	Entrant/Team	Nat	Driver 1	Nat	Status	Driver 2	Nat	Status	Vehicle	Cat	Cl	Best 1		Best 2		Best 3		Best 4		Best 5	
													Time	Lap	Time	Lap	Time	Lap	Time	Lap	Time	Lap
1	126	NM Racing Team		Albert Estragues						Transam Euro 2018	AM	1	1:54.378	3	1:55.091	2	2:00.633	4	2:03.063	5		
2	10	Baporo Motorsport		Daniel Díaz-Varela			Manel Cerqueda			Audi R8 LMS	AM	2	1:54.528	7	1:54.967	12	1:55.559	15	1:55.735	11	1:59.786	4
3	15	NM Racing Team		Alberto de Martin			Rafael Villanueva			Mercedes AMG GT4 HP 2019	PROAM	1	1:56.850	7	1:56.979	6	1:57.096	8	1:57.132	5	1:58.187	12



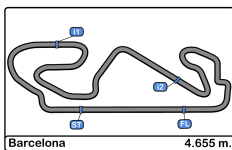


**Circuito de Barcelona**  
**GT Cup Open Europe**  
**Free Practice - 1**  
**Best 5 Top Speeds**



Cl	Nº	Entrant/Team	Nat	Driver 1	Nat	Driver 2	Nat	Vehicle	Cat	Cl	Top 1		Top 2		Top 3		Top 4		Top 5		Avg
											Km/h	Lap	Km/h	Lap	Km/h	Lap	Km/h	Lap	Km/h	Lap	
1	10	Baporo Motorsport		Daniel Díaz-Varela		Manel Cerqueda		Audi R8 LMS	AM	1	257.1	15	255.3	5	255.3	8	255.3	12	255.3	16	255.6
2	15	NM Racing Team		Alberto de Martin		Rafael Villanueva		Mercedes AMG GT4 HP 2019	PROAM	1	256.5	13	255.9	6	255.9	7	255.9	12	255.3	11	255.9
3	126	NM Racing Team		Albert Estragues				Transam Euro 2018	AM	2	255.3	3	253.5	5	252.9	2	252.9	4	160.7	1	235.0



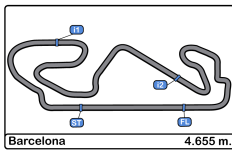


**Circuit de Barcelona**  
**GT Cup Open Europe**  
**Free Practice - 1**  
**Fastest Laps Sequence**



Lap	Time of Day	Session Time	Nº	Entrant/Team	Nat	Driver 1	Nat	Driver 2	Nat	Vehicle	Cat	Time	Km/h
2	16:59:29.256	4:29.256	15	NM Racing Team		Alberto de Martin		Rafael Villanueva		Mercedes AMG GT4 HP 2019	PROAM	<b>2:03.116</b>	136.1
4	17:05:17.558	10:17.558	10	Baporo Motorsport		Daniel Díaz-Varela		Manel Cerqueda		Audi R8 LMS	AM	<b>1:59.786</b>	139.8
5	17:08:28.853	13:28.853	15	NM Racing Team		Alberto de Martin		Rafael Villanueva		Mercedes AMG GT4 HP 2019	PROAM	<b>1:57.132</b>	143.0
6	17:10:25.832	15:25.832	15	NM Racing Team		Alberto de Martin		Rafael Villanueva		Mercedes AMG GT4 HP 2019	PROAM	<b>1:56.979</b>	143.2
7	17:12:22.682	17:22.682	15	NM Racing Team		Alberto de Martin		Rafael Villanueva		Mercedes AMG GT4 HP 2019	PROAM	<b>1:56.850</b>	143.4
7	17:13:06.299	18:06.299	10	Baporo Motorsport		Daniel Díaz-Varela		Manel Cerqueda		Audi R8 LMS	AM	<b>1:54.528</b>	146.3
3	17:15:02.394	20:02.394	126	NM Racing Team		Albert Estragues				Transam Euro 2018	AM	<b>1:54.378</b>	146.5





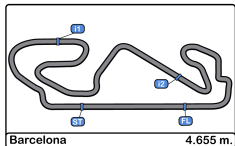
**Circuit de Barcelona**  
**GT Cup Open Europe**  
**Free Practice - 1**  
**Event Best Maximum Speed**



Nº	Entrant/Team	Nat	Driver 1	Nat	Driver 2	Nat	Vehicle	Cat	Km/h	Session
10	Baporo Motorsport	ESP	Daniel Díaz-Varela	ESP	Manel Cerqueda	AND	Audi R8 LMS	AM	257.1	Free Practice - 1
15	NM Racing Team	ESP	Alberto de Martin	ESP	Rafael Villanueva	ESP	Mercedes AMG GT4 HP 2019	PROAM	256.5	Free Practice - 1
126	NM Racing Team	ESP	Albert Estragues	ESP			Transam Euro 2018	AM	255.3	Free Practice - 1







**Circuit de Barcelona**  
**GT Cup Open Europe**  
**Free Practice - 1**  
**Pit Stop Analysis**



**10**

Daniel Díaz-Varela AM Baporo Motorsport

Manel Cerqueda Audi R8 LMS

Nr.	In Day Time	In Time	Out Time	Pit Time	T. Pit Time	Handicap	Penalty
1	17:07:24.938	17:07:24.938	17:09:15.487	1:50.549	1:50.549		
2	17:15:27.049	17:15:27.049	17:19:29.488	4:02.439	5:52.988		
3	17:30:01.299	17:30:01.299	17:32:30.691	2:29.392	8:22.380		

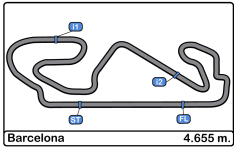
**15**

Alberto de Martin PROAM NM Racing Team

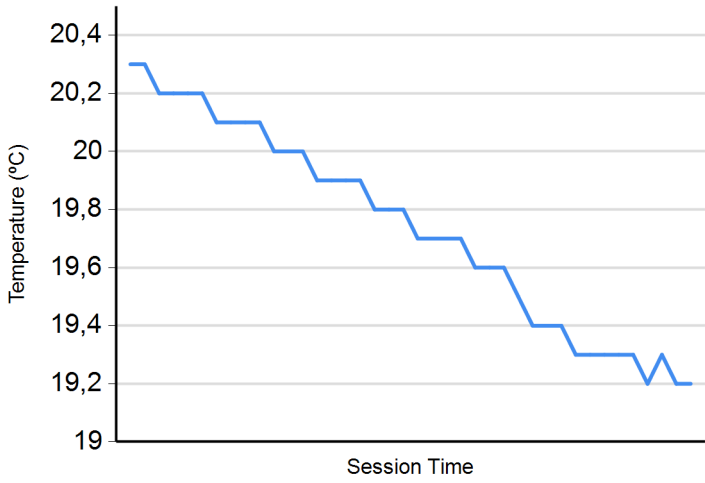
Rafael Villanueva Mercedes AMG GT4 HP 2019

Nr.	In Day Time	In Time	Out Time	Pit Time	T. Pit Time	Handicap	Penalty
1	17:01:34.322	17:01:34.322	17:04:32.626	2:58.304	2:58.304		
2	17:16:28.294	17:16:28.294	17:29:02.419	12:34.125	15:32.429		

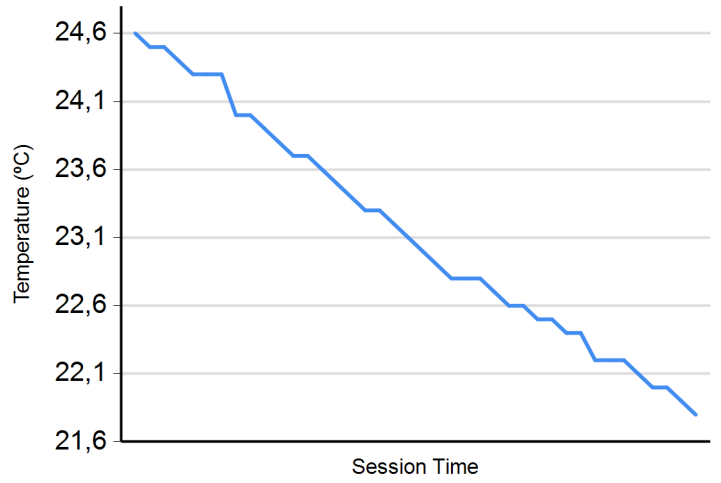




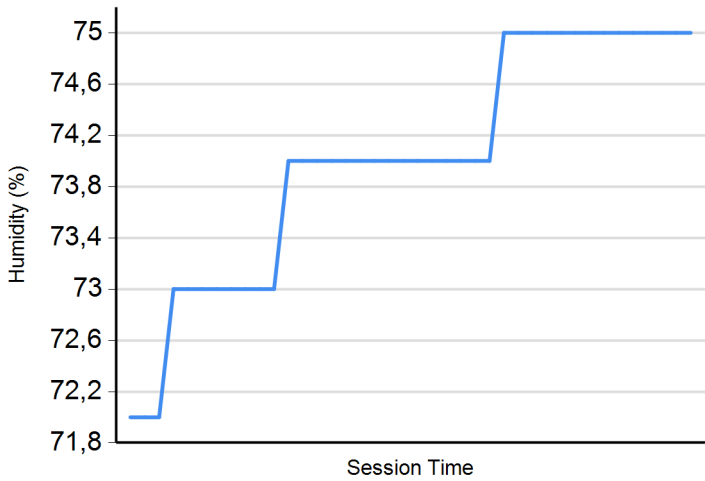
**Air Temperature**



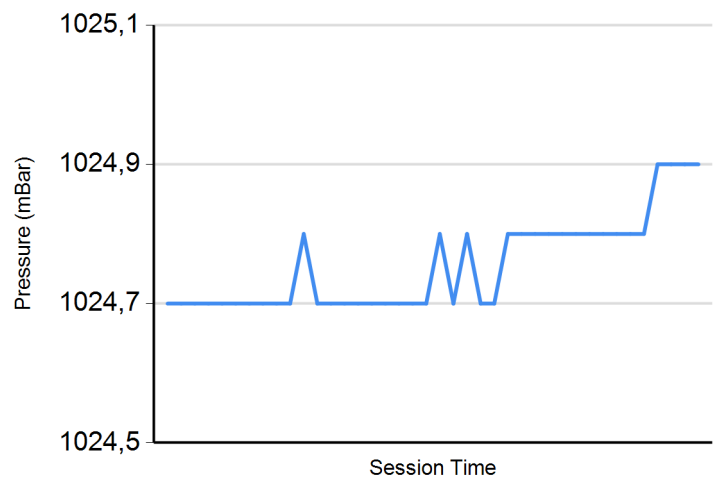
**Track Temperature**



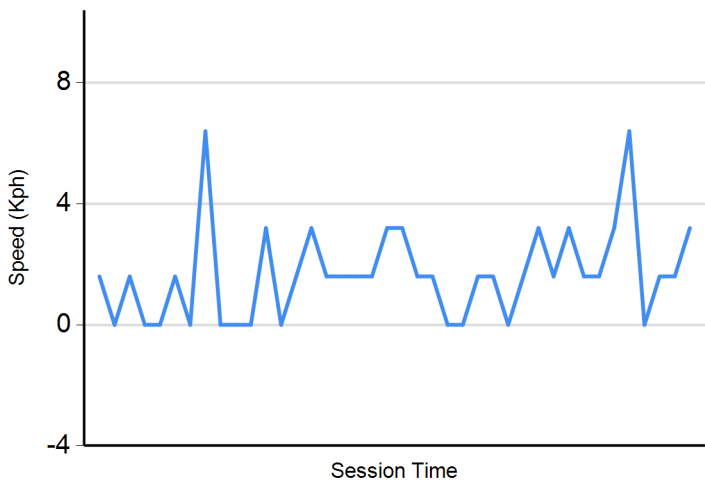
**Humidity**



**Pressure**



**Wind Speed**



**Wind direction**

