

Circuito de Barcelona
Euroformula Open
Race - 4
Provisional Results



Cls	Nº	Entrant	Nat	Driver	Nat	Cat	Cls	Chassis - Engine	Team	Laps	Total Time	Gap	Interval	Km/h	Best	Time	Km/h
1	20	Cryptotower Racing Team	CHN	Yifei Ye	CHN			Dallara F320 Spiess	Cryptotower Racing Team	20	35:42.572			156.4	20	1:36.640	173.4
2	33	Team Motopark	DEU	Manuel Maldonado	VEN			Dallara F320 Spiess	Team Motopark	20	35:52.018	9.446	9.446	155.7	14	1:37.487	171.8
3	16	Van Amersfoort Racing	NLD	Andreas Estner	DEU			Dallara F320 HWA	Van Amersfoort Racing	20	35:52.822	10.250	0.804	155.6	15	1:37.466	171.9
4	31	Carlin	GBR	Zane Maloney	GBR	R	1	Dallara F320 Spiess	Carlin	20	35:55.214	12.642	2.392	155.5	9	1:37.578	171.7
5	28	Team Motopark	DEU	Cameron Das	USA			Dallara F320 Spiess	Team Motopark	20	35:55.737	13.165	0.523	155.4	20	1:37.555	171.7
6	15	Van Amersfoort Racing	NLD	Sebastian Estner	DEU	R	2	Dallara F320 HWA	Van Amersfoort Racing	20	35:55.855	13.283	0.118	155.4	9	1:37.526	171.8
7	69	Cryptotower Racing Team	JPN	Lukas Dunner	AUT			Dallara F320 Spiess	Cryptotower Racing Team	20	35:58.652	16.080	2.797	155.2	20	1:37.462	171.9
8	6	Carlin	GBR	Ido Cohen	ISR			Dallara F320 Spiess	Carlin	20	36:02.440	19.868	3.788	154.9	19	1:37.642	171.6
9	4	Team Motopark	DEU	Niklas Krütten	DEU	R	3	Dallara F320 Spiess	Team Motopark	20	36:03.723	21.151	1.283	154.8	10	1:37.766	171.4
10	99	Cryptotower Racing Team	JPN	Rui Andrade	AGO			Dallara F320 Spiess	Cryptotower Racing Team	20	36:07.519	24.947	3.796	154.6	20	1:37.792	171.3
11	8	Double R	GBR	Matthias Lüthen	DEU	R	4	Dallara F320 HWA	Double R	20	36:30.652	48.080	23.133	152.9	9	1:38.960	169.3
Not classified: (Requirements: 75% of number laps of leader = 15 Laps)																	
	26	Double R	GBR	Louis Foster	GBR			Dallara F320 HWA	Double R	4	10:05.618	16 Laps	16 Laps	110.6	4	1:48.895	153.8
	34	DRIVEX	ESP	Rafael Villagomez	MEX	R	5	Dallara F320 HWA	DRIVEX	3	8:10.715	17 Laps	1 Lap	102.4	1	2:12.323	126.6
	25	Van Amersfoort Racing	NLD	Alexandre Bardinon	FRA			Dallara F320 HWA	Van Amersfoort Racing								
	12	DRIVEX	ESP	Glenn Van Berlo	NLD	R	6	Dallara F320 HWA	DRIVEX								

Fastest lap Yifei Ye in 1:36.640 at 173.4 Km/h in lap 20

CAR #4 - 2 SECONDS TIME PENALTY TO BE ADDED TO RACE TIME - REJOINING T2 BEFORE THE BOLARD

CAR #15 - 2 SECONDS TIME PENALTY ADDED TO RACE TIME - FORCING CAR 28 OUT OF TRACK

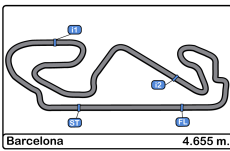
CAR #26 - 5 SECONDS TIME PENALTY ADDED TO RACE TIME - CAUSING A COLLISION WITH CAR 34

Published at:.....

Track Temp: 27.7 °C Air Temp: 22.2 °C Humidity: 66 % Track Status: DRY

Stewards:	Race Director:	Timekeeper:
------------------	-----------------------	--------------------





Circuito de Barcelona
Euroformula Open
Race - 4
Provisional Results by Class



Cls	Nº	Entrant	Nat	Driver	Nat	Cat	Cls	Chassis - Engine	Team	Laps	Total Time	Gap	Interval	Km/h	Best	Time	Km/h
1	20	Cryptotower Racing	●	JPN Yifei Ye	🇨🇳	CHN		Dallara F320 Spiess	Cryptotower Racing	20	35:42.572			156.4	20	1:36.640	173.4
2	33	Team Motopark	🇩🇪	DEU Manuel Maldonado	🇻🇪	VEN		Dallara F320 Spiess	Team Motopark	20	35:52.018	9.446	9.446	155.7	14	1:37.487	171.8
3	16	Van Amersfoort	🇳🇱	NLD Andreas Estner	🇩🇪	DEU		Dallara F320 HWA	Van Amersfoort	20	35:52.822	10.250	0.804	155.6	15	1:37.466	171.9
4	28	Team Motopark	🇩🇪	DEU Cameron Das	🇺🇸	USA		Dallara F320 Spiess	Team Motopark	20	35:55.737	13.165	2.915	155.4	20	1:37.555	171.7
5	69	Cryptotower Racing	●	JPN Lukas Dunner	🇦🇹	AUT		Dallara F320 Spiess	Cryptotower Racing	20	35:58.652	16.080	2.915	155.2	20	1:37.462	171.9
6	6	Carlin	🇬🇧	GBR Ido Cohen	🇮🇱	ISR		Dallara F320 Spiess	Carlin	20	36:02.440	19.868	3.788	154.9	19	1:37.642	171.6
7	99	Cryptotower Racing	●	JPN Rui Andrade	🇦🇴	AGO		Dallara F320 Spiess	Cryptotower Racing	20	36:07.519	24.947	5.079	154.6	20	1:37.792	171.3

Not classified: (Requirements: 75% of number laps of leader = 15 Laps)

26	Double R	🇬🇧	GBR Louis Foster	🇬🇧	GBR		Dallara F320 HWA	Double R	4	10:05.618	16 Laps	16 Laps	110.6	4	1:48.895	153.8
25	Van Amersfoort	🇳🇱	NLD Alexandre Bardinon	🇫🇷	FRA		Dallara F320 HWA	Van Amersfoort	4	10:05.618	16 Laps	16 Laps	110.6	4	1:48.895	153.8

Rookie

1	31	Carlin	🇬🇧	GBR Zane Maloney	🇧🇪	BRB	R 1	Dallara F320 Spiess	Carlin	20	35:55.214			155.5	9	1:37.578	171.7
2	15	Van Amersfoort	🇳🇱	NLD Sebastian Estner	🇩🇪	DEU	R 2	Dallara F320 HWA	Van Amersfoort	20	35:55.855	13.283	0.641	155.4	9	1:37.526	171.8
3	4	Team Motopark	🇩🇪	DEU Niklas Krütten	🇩🇪	DEU	R 3	Dallara F320 Spiess	Team Motopark	20	36:03.723	21.151	7.868	154.8	10	1:37.766	171.4
4	8	Double R	🇬🇧	GBR Matthias Lüthen	🇩🇪	DEU	R 4	Dallara F320 HWA	Double R	20	36:30.652	48.080	26.929	152.9	9	1:38.960	169.3

Not classified: (Requirements: 75% of number laps of leader = 15 Laps)

34	DRIVEX	🇪🇸	ESP Rafael Villagomez	🇲🇽	MEX	R 5	Dallara F320 HWA	DRIVEX	3	8:10.715	17 Laps	17 Laps	102.4	1	2:12.323	126.6
12	DRIVEX	🇪🇸	ESP Glenn Van Berlo	🇳🇱	NLD	R 6	Dallara F320 HWA	DRIVEX	3	8:10.715	17 Laps	17 Laps	102.4	1	2:12.323	126.6

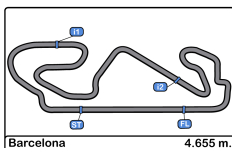
Fastest lap Yifei Ye in 1:36.640 at 173.4 Km/h in lap 20

Published at:.....

Track Temp: **27.7 °C** Air Temp: **22.2 °C** Humidity: **66 %** Track Status: **DRY**

Stewards:	Race Director:	Timekeeper:
------------------	-----------------------	--------------------





Circuito de Barcelona

Euroformula Open

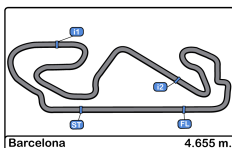
Race - 4

Provisional Classification by Driver Fastest Lap



Clas	Nº	Entrant	Nat	Driver	Nat	Cat	Clas	Chassis - Engine	Team	Laps	Best	Time	Gap	Interval	Km/h
1	20	Cryptotower Racing		Yifei Ye				Dallara F320 Spiess	Cryptotower Racing	20	20	1:36.640			173.4
2	69	Cryptotower Racing		Lukas Dunner				Dallara F320 Spiess	Cryptotower Racing	20	20	1:37.462	0.822	0.822	171.9
3	16	Van Amersfoort Racing		Andreas Estner				Dallara F320 HWA	Van Amersfoort Racing	20	15	1:37.466	0.826	0.004	171.9
4	33	Team Motopark		Manuel Maldonado				Dallara F320 Spiess	Team Motopark	20	14	1:37.487	0.847	0.021	171.8
5	15	Van Amersfoort Racing		Sebastian Estner		R	1	Dallara F320 HWA	Van Amersfoort Racing	20	9	1:37.526	0.886	0.039	171.8
6	28	Team Motopark		Cameron Das				Dallara F320 Spiess	Team Motopark	20	20	1:37.555	0.915	0.029	171.7
7	31	Carlin		Zane Maloney		R	2	Dallara F320 Spiess	Carlin	20	9	1:37.578	0.938	0.023	171.7
8	6	Carlin		Ido Cohen				Dallara F320 Spiess	Carlin	20	19	1:37.642	1.002	0.064	171.6
9	4	Team Motopark		Niklas Krütten		R	3	Dallara F320 Spiess	Team Motopark	20	10	1:37.766	1.126	0.124	171.4
10	99	Cryptotower Racing		Rui Andrade				Dallara F320 Spiess	Cryptotower Racing	20	20	1:37.792	1.152	0.026	171.3
11	8	Double R		Matthias Lüthen		R	4	Dallara F320 HWA	Double R	20	9	1:38.960	2.320	1.168	169.3
12	26	Double R		Louis Foster				Dallara F320 HWA	Double R	4	4	1:48.895	12.255	9.935	153.8
13	34	DRIVEX		Rafael Villagomez		R	5	Dallara F320 HWA	DRIVEX	3	1	2:12.323	35.683	23.428	126.6



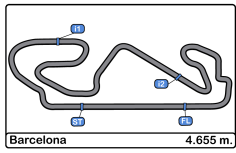


Circuito de Barcelona
Euroformula Open
Race - 4
Distance and Speed Average



Clas	Nº	Entrant	Nat	Driver	Nat	Cat	Clas	Chassis - Engine	Team	Laps	Distance	Total Time	Km/h
1	20	Cryptotower Racing Team		Yifei Ye				Dallara F320 Spiess	Cryptotower Racing Team	20	93.10	35:42.572	156.4
2	33	Team Motopark		Manuel Maldonado				Dallara F320 Spiess	Team Motopark	20	93.10	35:52.018	155.7
3	16	Van Amersfoort Racing		Andreas Estner				Dallara F320 HWA	Van Amersfoort Racing	20	93.10	35:52.822	155.6
4	31	Carlin		Zane Maloney		R	1	Dallara F320 Spiess	Carlin	20	93.10	35:55.214	155.5
5	28	Team Motopark		Cameron Das				Dallara F320 Spiess	Team Motopark	20	93.10	35:55.737	155.4
6	15	Van Amersfoort Racing		Sebastian Estner		R	2	Dallara F320 HWA	Van Amersfoort Racing	20	93.10	35:55.855	155.4
7	69	Cryptotower Racing Team		Lukas Dunner				Dallara F320 Spiess	Cryptotower Racing Team	20	93.10	35:58.652	155.2
8	6	Carlin		Ido Cohen				Dallara F320 Spiess	Carlin	20	93.10	36:02.440	154.9
9	4	Team Motopark		Niklas Krütten		R	3	Dallara F320 Spiess	Team Motopark	20	93.10	36:03.723	154.8
10	99	Cryptotower Racing Team		Rui Andrade				Dallara F320 Spiess	Cryptotower Racing Team	20	93.10	36:07.519	154.6
11	8	Double R		Matthias Lüthen		R	4	Dallara F320 HWA	Double R	20	93.10	36:30.652	152.9
Not classified: (Requirements: 75% of number laps of leader = 15 Laps)													
	26	Double R		Louis Foster				Dallara F320 HWA	Double R	4	18.62	10:05.618	110.6
	34	DRIVEX		Rafael Villagomez		R	5	Dallara F320 HWA	DRIVEX	3	13.96	8:10.715	102.4
	25	Van Amersfoort Racing		Alexandre Bardion				Dallara F320 HWA	Van Amersfoort Racing				
	12	DRIVEX		Glenn Van Berlo		R	6	Dallara F320 HWA	DRIVEX				





Circuit de Barcelona

Euroformula Open

Race - 4

Lap Analysis



4

Niklas Krütten

Dallara F320 Spiess

8

Matthias Lüthen

Dallara F320 HWA

R

Team Motopark

R

Double R

Lap	D	Time	Sector 1	Sector 2	Sector 3	T. Spd	Elapsed	Lap	D	Time	Sector 1	Sector 2	Sector 3	T. Spd	Elapsed
1		2:09.861	34.713	48.831	46.317	213.0	2:09.861	1		2:13.665	37.395	49.096	47.174	219.5	2:13.665
2		3:10.870	1:06.906	1:09.675	54.289	90.8	5:20.731	2		3:10.928	1:06.637	1:09.720	54.571	84.0	5:24.593
3		2:48.324	56.957	1:05.330	46.037	92.1	8:09.055	3		2:47.055	56.509	1:05.383	45.163	91.6	8:11.648
4		1:41.682	30.217	38.587	32.878	236.8	9:50.737	4		1:43.122	31.190	37.978	33.954	232.2	9:54.770
5		1:38.854	29.027	37.177	32.650	238.4	11:29.591	5		1:39.471	29.223	37.347	32.901	235.2	11:34.241
6		1:38.404	28.937	37.015	32.452	237.8	13:07.995	6		1:40.554	29.083	38.356	33.115	236.8	13:14.795
7		1:38.123	28.938	36.884	32.301	236.8	14:46.118	7		1:39.540	29.210	37.353	32.977	235.8	14:54.335
8		1:38.019	28.860	36.826	32.333	237.3	16:24.137	8		1:39.098	29.007	37.278	32.813	235.2	16:33.433
9		1:38.194	28.812	36.860	32.522	237.8	18:02.331	9		1:38.960	28.934	37.140	32.886	235.8	18:12.393
10		1:37.766	28.769	36.708	32.289	237.3	19:40.097	10		1:39.239	28.920	37.509	32.810	236.3	19:51.632
11		1:37.808	28.741	36.802	32.265	237.8	21:17.905	11		1:39.564	29.070	37.451	33.043	235.8	21:31.196
12		1:37.919	28.790	36.746	32.383	237.3	22:55.824	12		1:39.415	29.011	37.302	33.102	235.2	23:10.611
13		1:37.874	28.732	36.789	32.353	237.3	24:33.698	13		1:40.190	29.258	37.666	33.266	235.8	24:50.801
14		1:37.871	28.756	36.741	32.374	236.8	26:11.569	14		1:40.228	29.232	37.972	33.024	235.2	26:31.029
15		1:37.782	28.759	36.779	32.244	237.3	27:49.351	15		1:39.818	29.216	37.220	33.382	235.2	28:10.847
16		1:37.886	28.820	36.763	32.303	237.8	29:27.237	16		1:40.182	29.358	37.336	33.488	235.2	29:51.029
17		1:39.797	30.200	37.154	32.443	235.8	31:07.034	17		1:40.207	29.346	37.685	33.176	234.7	31:31.236
18		1:38.358	29.166	36.830	32.362	238.4	32:45.392	18		1:40.281	29.421	37.640	33.220	234.7	33:11.517
19		1:38.148	28.888	36.897	32.363	237.3	34:23.540	19		1:39.564	29.153	37.317	33.094	235.2	34:51.081
20		1:38.183	28.929	36.831	32.423	236.8	36:01.723	20		1:39.571	29.095	37.382	33.094	235.2	36:30.652

6

Ido Cohen

Dallara F320 Spiess

12

Glenn Van Berlo

Dallara F320 HWA

Carlin

R

DRIVER

Lap	D	Time	Sector 1	Sector 2	Sector 3	T. Spd	Elapsed	Lap	D	Time	Sector 1	Sector 2	Sector 3	T. Spd	Elapsed
1		2:11.140	36.166	48.466	46.508	212.1	2:11.140	15							
2		3:11.083	1:06.874	1:09.815	54.394	86.4	5:22.223								
3		2:47.936	56.577	1:05.734	45.625	88.2	8:10.159								
4		1:41.674	29.750	38.590	33.334	237.3	9:51.833								
5		1:39.609	28.951	37.489	33.169	240.0	11:31.442								
6		1:39.402	29.400	37.081	32.921	238.4	13:10.844								
7		1:38.704	28.941	36.997	32.766	238.4	14:49.548								
8		1:38.308	28.784	36.933	32.591	237.3	16:27.856								
9		1:38.248	28.866	36.842	32.540	238.4	18:06.104								
10		1:37.827	28.822	36.635	32.370	239.4	19:43.931								
11		1:37.759	28.674	36.792	32.293	240.0	21:21.690								
12		1:38.347	28.758	36.866	32.723	238.9	23:00.037								
13		1:37.913	28.748	36.674	32.491	237.8	24:37.950								
14		1:37.726	28.666	36.640	32.420	238.4	26:15.676								
15		1:37.643	28.580	36.554	32.509	240.0	27:53.319								
16		1:37.877	28.669	36.760	32.448	239.4	29:31.196								
17		1:37.941	28.732	36.736	32.473	237.8	31:09.137								
18		1:37.849	28.644	36.702	32.503	237.8	32:46.986								
19		1:37.642	28.540	36.707	32.395	241.6	34:24.628								
20		1:37.812	28.533	36.731	32.548	240.5	36:02.440								





Circuit de Barcelona
Euroformula Open
Race - 4
Lap Analysis



16

Andreas Estner

Dallara F320 HWA

28

Cameron Das

Dallara F320 Spiess

Van Amersfoort Racing

Team Motopark

Lap D	Time	Sector 1	Sector 2	Sector 3	T. Spd	Elapsed	Lap D	Time	Sector 1	Sector 2	Sector 3	T. Spd	Elapsed
1	2:06.370	33.455	46.473	46.442	216.0	2:06.370	1	2:08.391	34.349	47.281	46.761	216.4	2:08.391
2	3:10.465	1:05.118	1:10.717	54.630	95.5	5:16.835	2	3:10.472	1:04.534	1:11.090	54.848	87.0	5:18.863
3	2:50.355	57.320	1:04.374	48.661	119.8	8:07.190	3	2:49.199	56.731	1:05.222	47.246	113.9	8:08.062
4	1:39.867	29.476	37.638	32.753	237.8	9:47.057	4	1:41.950	30.970	38.033	32.947	237.8	9:50.012
5	1:38.602	29.068	37.057	32.477	238.4	11:25.659	5	1:38.750	28.753	37.425	32.572	239.4	11:28.762
6	1:38.262	28.919	36.913	32.430	238.4	13:03.921	6	1:38.278	28.766	37.116	32.396	241.0	13:07.040
7	1:38.032	28.853	36.899	32.280	238.4	14:41.953	7	1:37.971	28.789	36.860	32.322	241.0	14:45.011
8	1:38.073	28.855	36.803	32.415	238.4	16:20.026	8	1:38.132	28.870	36.912	32.350	240.0	16:23.143
9	1:37.705	28.829	36.614	32.262	237.8	17:57.731	9	1:37.692	28.647	36.827	32.218	243.7	18:00.835
10	1:37.608	28.675	36.562	32.371	239.4	19:35.339	10	1:37.762	28.675	36.833	32.254	241.0	19:38.597
11	1:37.773	28.788	36.722	32.263	238.9	21:13.112	11	1:37.618	28.581	36.740	32.297	238.9	21:16.215
12	1:37.745	28.750	36.631	32.364	238.9	22:50.857	12	1:37.665	28.649	36.816	32.200	240.0	22:53.880
13	1:37.687	28.775	36.630	32.282	239.4	24:28.544	13	1:37.802	28.514	36.836	32.452	241.6	24:31.682
14	1:37.720	28.703	36.655	32.362	238.9	26:06.264	14	1:37.747	28.504	36.910	32.333	240.5	26:09.429
15	1:37.466	28.664	36.618	32.184	238.4	27:43.730	15	1:37.826	28.580	36.750	32.496	241.6	27:47.255
16	1:37.748	28.657	36.721	32.370	239.4	29:21.478	16	1:37.668	28.642	36.748	32.278	240.0	29:24.923
17	1:37.899	28.745	36.733	32.421	239.4	30:59.377	17	1:37.698	28.549	36.775	32.374	240.5	31:02.621
18	1:37.892	28.769	36.740	32.383	239.4	32:37.269	18	1:37.747	28.655	36.702	32.390	242.1	32:40.368
19	1:37.888	28.762	36.744	32.382	239.4	34:15.157	19	1:37.814	28.702	36.807	32.305	241.6	34:18.182
20	1:37.665	28.719	36.665	32.281	238.9	35:52.822	20	1:37.555	28.521	36.789	32.245	242.1	35:55.737

20

Yifei Ye

Dallara F320 Spiess

31

Zane Maloney

Dallara F320 Spiess

Cryptotower Racing Team

R

Carlin

Lap D	Time	Sector 1	Sector 2	Sector 3	T. Spd	Elapsed	Lap D	Time	Sector 1	Sector 2	Sector 3	T. Spd	Elapsed
1	2:04.761	32.146	46.734	45.881	208.8	2:04.761	1	2:09.249	34.454	48.140	46.655	213.4	2:09.249
2	3:10.578	1:05.076	1:10.564	54.938	95.4	5:15.339	2	3:10.919	1:04.861	1:11.549	54.509	94.4	5:20.168
3	2:50.639	57.484	1:04.268	48.887	113.6	8:05.978	3	2:48.532	56.826	1:05.095	46.611	90.6	8:08.700
4	1:38.893	29.349	37.183	32.361	231.7	9:44.871	4	1:40.688	30.129	37.767	32.792	235.8	9:49.388
5	1:38.909	29.174	36.863	32.872	233.7	11:23.780	5	1:38.805	29.130	37.196	32.479	238.9	11:28.193
6	1:37.926	29.024	36.724	32.178	234.2	13:01.706	6	1:38.238	28.887	37.000	32.351	237.8	13:06.431
7	1:37.519	28.908	36.634	31.977	234.2	14:39.225	7	1:37.925	28.799	36.733	32.393	239.4	14:44.356
8	1:37.496	28.831	36.638	32.027	234.7	16:16.721	8	1:38.138	28.805	36.929	32.404	239.4	16:22.494
9	1:37.414	28.861	36.525	32.028	234.2	17:54.135	9	1:37.578	28.696	36.635	32.247	238.4	18:00.072
10	1:37.340	28.828	36.491	32.021	234.2	19:31.475	10	1:37.620	28.702	36.711	32.207	240.0	19:37.692
11	1:37.387	28.760	36.584	32.043	234.2	21:08.862	11	1:37.722	28.706	36.773	32.243	241.0	21:15.414
12	1:37.348	28.775	36.493	32.080	235.8	22:46.210	12	1:37.728	28.697	36.728	32.303	240.5	22:53.142
13	1:37.200	28.799	36.495	31.906	235.2	24:23.410	13	1:37.920	28.792	36.865	32.263	240.0	24:31.062
14	1:37.188	28.778	36.443	31.967	235.2	26:00.598	14	1:37.687	28.673	36.746	32.268	240.0	26:08.749
15	1:36.850	28.733	36.313	31.804	235.2	27:37.448	15	1:37.597	28.640	36.732	32.225	240.5	27:46.346
16	1:37.124	28.749	36.421	31.954	236.3	29:14.572	16	1:37.646	28.671	36.732	32.243	240.5	29:23.992
17	1:37.037	28.694	36.380	31.963	235.2	30:51.609	17	1:37.842	28.644	36.740	32.458	240.5	31:01.834
18	1:37.077	28.770	36.401	31.906	235.8	32:28.686	18	1:37.907	28.721	36.872	32.314	240.5	32:39.741
19	1:37.246	28.763	36.527	31.956	234.7	34:05.932	19	1:37.731	28.660	36.773	32.298	242.6	34:17.472
20	1:36.640	28.660	36.271	31.709	235.8	35:42.572	20	1:37.742	28.682	36.775	32.285	240.0	35:55.214

25

Alexandre Bardion

Dallara F320 HWA

Van Amersfoort Racing

Lap D	Time	Sector 1	Sector 2	Sector 3	T. Spd	Elapsed
-------	------	----------	----------	----------	--------	---------

26

Louis Foster

Dallara F320 HWA

Double R

Lap D	Time	Sector 1	Sector 2	Sector 3	T. Spd	Elapsed
1	2:15.541	38.875	48.392	48.274	217.3	2:15.541
2	3:10.388	1:06.042	1:09.346	55.000	97.2	5:25.929
3	2:45.794	56.444	1:04.961	44.389	103.7	8:11.723
4	1:48.895 P	29.156	38.225	41.514	236.8	10:00.618





Circuit de Barcelona
Euroformula Open
Race - 4
Lap Analysis



33

Manuel Maldonado

Dallara F320 Spiess

99

Rui Andrade

Dallara F320 Spiess

Team Motopark

Cryptotower Racing Team

Lap	D	Time	Sector 1	Sector 2	Sector 3	T. Spd	Elapsed	Lap	D	Time	Sector 1	Sector 2	Sector 3	T. Spd	Elapsed
1		2:05.560	33.345	45.990	46.225	211.7	2:05.560	1		2:12.519 P	48.241	43.052	41.226	216.4	2:12.519
2		3:10.309	1:05.070	1:10.460	54.779	98.2	5:15.869	2		3:14.279	1:31.230	48.563	54.486	189.1	5:26.798
3		2:50.792	57.450	1:04.079	49.263	113.2	8:06.661	3		2:45.358	56.333	1:05.298	43.727	132.3	8:12.156
4		1:39.513	29.439	37.440	32.634	233.7	9:46.174	4		1:40.555	29.953	37.772	32.830	239.4	9:52.711
5		1:38.558	29.109	37.104	32.345	236.8	11:24.732	5		1:39.054	29.006	37.204	32.844	237.3	11:31.765
6		1:38.353	28.955	37.094	32.304	237.8	13:03.085	6		1:39.518	29.346	37.431	32.741	243.2	13:11.283
7		1:38.088	28.841	36.837	32.410	237.8	14:41.173	7		1:38.772	28.942	37.276	32.554	239.4	14:50.055
8		1:37.777	28.802	36.751	32.224	237.8	16:18.950	8		1:38.471	28.899	36.985	32.587	238.4	16:28.526
9		1:37.821	28.883	36.662	32.276	237.3	17:56.771	9		1:38.377	28.861	37.050	32.466	238.4	18:06.903
10		1:37.676	28.788	36.702	32.186	237.8	19:34.447	10		1:38.497	28.849	36.991	32.657	237.3	19:45.400
11		1:37.721	28.814	36.781	32.126	237.3	21:12.168	11		1:38.535	28.916	37.001	32.618	236.8	21:23.935
12		1:37.833	28.854	36.718	32.261	237.8	22:50.001	12		1:38.881	28.773	37.513	32.595	236.8	23:02.816
13		1:37.667	28.743	36.580	32.344	236.8	24:27.668	13		1:38.326	28.938	36.892	32.496	236.3	24:41.142
14		1:37.487	28.682	36.640	32.165	237.3	26:05.155	14		1:38.069	28.851	36.839	32.379	236.8	26:19.211
15		1:37.641	28.619	36.732	32.290	237.8	27:42.796	15		1:37.925	28.765	36.791	32.369	235.8	27:57.136
16		1:37.725	28.758	36.752	32.215	237.8	29:20.521	16		1:38.209	28.890	36.878	32.441	236.8	29:35.345
17		1:37.971	28.850	36.765	32.356	237.3	30:58.492	17		1:38.332	28.828	37.008	32.496	236.3	31:13.677
18		1:37.909	28.813	36.840	32.256	237.3	32:36.401	18		1:37.931	28.772	36.764	32.395	236.3	32:51.608
19		1:37.890	28.815	36.752	32.323	236.8	34:14.291	19		1:38.119	28.826	36.813	32.480	235.2	34:29.727
20		1:37.727	28.725	36.700	32.302	237.3	35:52.018	20		1:37.792	28.850	36.782	32.160	236.3	36:07.519

34

Rafael Villagomez

Dallara F320 HWA

R

DRIVEX

Lap	D	Time	Sector 1	Sector 2	Sector 3	T. Spd	Elapsed
1		2:12.323	36.512	49.159	46.652	224.5	2:12.323
2		3:10.885	1:06.490	1:09.698	54.697	82.2	5:23.208
3		2:47.507	56.297	1:05.852	45.358	93.5	8:10.715
4		29.605	38.611			241.6	

69

Lukas Dunner

Dallara F320 Spiess

Cryptotower Racing Team

Lap	D	Time	Sector 1	Sector 2	Sector 3	T. Spd	Elapsed
1		2:10.523	35.513	48.515	46.495	210.1	2:10.523
2		3:10.940	1:06.637	1:09.980	54.323	87.5	5:21.463
3		2:47.931	56.747	1:05.666	45.518	96.8	8:09.394
4		1:41.766	30.009	38.771	32.986	243.2	9:51.160
5		1:38.808	29.005	37.237	32.566	242.1	11:29.968
6		1:38.478	28.774	37.171	32.533	243.2	13:08.446
7		1:38.258	28.923	37.019	32.316	242.6	14:46.704
8		1:37.998	28.639	36.940	32.419	240.5	16:24.702
9		1:38.057	28.678	36.752	32.627	240.5	18:02.759
10		1:38.004	28.748	36.844	32.412	243.2	19:40.763
11		1:37.808	28.771	36.713	32.324	241.6	21:18.571
12		1:38.165	29.152	36.756	32.257	240.0	22:56.736
13		1:37.639	28.680	36.691	32.268	240.0	24:34.375
14		1:37.709	28.629	36.637	32.443	241.0	26:12.084
15		1:37.813	28.559	36.839	32.415	242.1	27:49.897
16		1:37.830	28.607	36.811	32.412	242.6	29:27.727
17		1:38.067	29.122	36.672	32.273	241.0	31:05.794
18		1:37.528	28.719	36.665	32.144	237.8	32:43.322
19		1:37.868	28.897	36.713	32.258	237.3	34:21.190
20		1:37.462	28.698	36.637	32.127	237.3	35:58.652





Circuit de Barcelona
Euroformula Open
Race - 4
Analysis by Lap



Num	Lap Time	Gap
8	1:39.818	33.399

Lap 16

20	1:37.124	
33	1:37.725	05.949
16	1:37.748	06.906
15	1:37.664	08.234
31	1:37.646	09.420
28	1:37.668	10.351
4	1:37.886	12.665
69	1:37.830	13.155
6	1:37.877	16.624
99	1:38.209	20.773
8	1:40.182	36.457

Num	Lap Time	Gap
-----	----------	-----

Lap 17

20	1:37.037	
33	1:37.971	06.883
16	1:37.899	07.768
15	1:37.909	09.106
31	1:37.842	10.225
28	1:37.698	11.012
69	1:38.067	14.185
4	1:39.797	15.425
6	1:37.941	17.528
99	1:38.332	22.068
8	1:40.207	39.627

Num	Lap Time	Gap
-----	----------	-----

Lap 18

20	1:37.077	
33	1:37.909	07.715
16	1:37.892	08.583
15	1:37.885	09.914
31	1:37.907	11.055
28	1:37.747	11.682
69	1:37.528	14.636
4	1:38.358	16.706
6	1:37.849	18.300
99	1:37.931	22.922
8	1:40.281	42.831

Num	Lap Time	Gap
-----	----------	-----

Lap 19

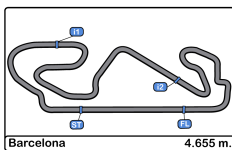
20	1:37.246	
33	1:37.890	08.359
16	1:37.888	09.225
15	1:37.700	10.368
31	1:37.731	11.540
28	1:37.814	12.250
69	1:37.868	15.258
4	1:38.148	17.608
6	1:37.642	18.696
99	1:38.119	23.795
8	1:39.564	45.149

Num	Lap Time	Gap
-----	----------	-----

Lap 20

20	1:36.640	
33	1:37.727	09.446
16	1:37.665	10.250
15	1:37.555	11.283
31	1:37.742	12.642
28	1:37.555	13.165
69	1:37.462	16.080
4	1:38.183	19.151
6	1:37.812	19.868
99	1:37.792	24.947
8	1:39.571	48.080



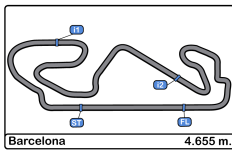


Circuito de Barcelona
Euroformula Open
Race - 4
Best Sectors Results



Sector - 1				Sector - 2				Sector - 3				Ideal Lap vs Best Lap				
Clas	Nº	Driver	Time	Nº	Driver	Time	Nº	Driver	Time	Clas	Nº	Driver	Ideal Lap	Best Lap	Clas	
1	28	Cameron Das	28.504	20	Yifei Ye	36.271	20	Yifei Ye	31.709	1	20	Yifei Ye	1:36.640	1:36.640	1	
2	6	Ido Cohen	28.533	6	Ido Cohen	36.554	33	Manuel Maldonado	32.126	2	69	Lukas Dunner	1:37.323	1:37.462	2	
3	69	Lukas Dunner	28.559	16	Andreas Estner	36.562	69	Lukas Dunner	32.127	3	33	Manuel Maldonado	1:37.325	1:37.487	4	
4	15	Sebastian Estner	28.590	33	Manuel Maldonado	36.580	99	Rui Andrade	32.160	4	6	Ido Cohen	1:37.380	1:37.642	8	
5	33	Manuel Maldonado	28.619	15	Sebastian Estner	36.590	16	Andreas Estner	32.184	5	16	Andreas Estner	1:37.403	1:37.466	3	
6	31	Zane Maloney	28.640	31	Zane Maloney	36.635	28	Cameron Das	32.200	6	28	Cameron Das	1:37.406	1:37.555	6	
7	16	Andreas Estner	28.657	69	Lukas Dunner	36.637	31	Zane Maloney	32.207	7	15	Sebastian Estner	1:37.411	1:37.526	5	
8	20	Yifei Ye	28.660	28	Cameron Das	36.702	15	Sebastian Estner	32.231	8	31	Zane Maloney	1:37.482	1:37.578	7	
9	4	Niklas Krütten	28.732	4	Niklas Krütten	36.708	4	Niklas Krütten	32.244	9	4	Niklas Krütten	1:37.684	1:37.766	9	
10	99	Rui Andrade	28.765	99	Rui Andrade	36.764	6	Ido Cohen	32.293	10	99	Rui Andrade	1:37.689	1:37.792	10	
11	8	Matthias Lüthen	28.920	8	Matthias Lüthen	37.140	8	Matthias Lüthen	32.810	11	8	Matthias Lüthen	1:38.870	1:38.960	11	
12	26	Louis Foster	29.156	26	Louis Foster	38.225	26	Louis Foster	41.514	12	26	Louis Foster	1:48.895	1:48.895	12	
13	34	Rafael Villagomez	29.605	34	Rafael Villagomez	38.611	34	Rafael Villagomez	45.358	13	34	Rafael Villagomez	1:53.574	2:12.323	13	
14	25	Alexandre Bardinon	Transpon	25	Alexandre Bardinon	Transpon	25	Alexandre Bardinon	Transpon	14	25	Alexandre Bardinon	Transpon	Transpo	14	
15	12	Glenn Van Berlo	Transpon	12	Glenn Van Berlo	Transpon	12	Glenn Van Berlo	Transpon	15	12	Glenn Van Berlo	Transpon	Transpo	15	



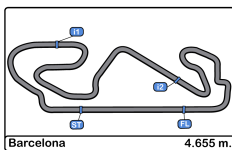


Circuit de Barcelona
 Euroformula Open
 Race - 4
 Leader Sequence



Nº	Entrant	Nat	Driver	Nat	Cat	Chassis	Team	Start Lap	End Lap	Laps	Total Laps
20	Cryptotower Racing	CHN	Yifei Ye	CHN		Dallara F320 Spiess	Cryptotower Racing	1	20	20	20



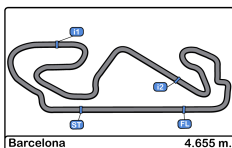


Circuito de Barcelona
Euroformula Open
Race - 4
Best 5 Lap Times



Cls	Nº	Entrant	Nat	Driver	Nat	Cat	Cls	Chassis - Engine	Team	Best 1		Best 2		Best 3		Best 4		Best 5	
										Time	Lap	Time	Lap	Time	Lap	Time	Lap	Time	Lap
1	20	Cryptotower Racing		Yifei Ye				Dallara F320 Spiess	Cryptotower Racing	1:36.640	20	1:36.850	15	1:37.037	17	1:37.077	18	1:37.124	16
2	69	Cryptotower Racing		Lukas Dunner				Dallara F320 Spiess	Cryptotower Racing	1:37.462	20	1:37.528	18	1:37.639	13	1:37.709	14	1:37.808	11
3	16	Van Amersfoort Racing		Andreas Estner				Dallara F320 HWA	Van Amersfoort Racing	1:37.466	15	1:37.608	10	1:37.665	20	1:37.687	13	1:37.705	9
4	33	Team Motopark		Manuel Maldonado				Dallara F320 Spiess	Team Motopark	1:37.487	14	1:37.641	15	1:37.667	13	1:37.676	10	1:37.721	11
5	15	Van Amersfoort Racing		Sebastian Estner		R	1	Dallara F320 HWA	Van Amersfoort Racing	1:37.526	9	1:37.555	20	1:37.608	15	1:37.664	16	1:37.700	19
6	28	Team Motopark		Cameron Das				Dallara F320 Spiess	Team Motopark	1:37.555	20	1:37.618	11	1:37.665	12	1:37.668	16	1:37.692	9
7	31	Carlin		Zane Maloney		R	2	Dallara F320 Spiess	Carlin	1:37.578	9	1:37.597	15	1:37.620	10	1:37.646	16	1:37.687	14
8	6	Carlin		Ido Cohen				Dallara F320 Spiess	Carlin	1:37.642	19	1:37.643	15	1:37.726	14	1:37.759	11	1:37.812	20
9	4	Team Motopark		Niklas Krütten		R	3	Dallara F320 Spiess	Team Motopark	1:37.766	10	1:37.782	15	1:37.808	11	1:37.871	14	1:37.874	13
10	99	Cryptotower Racing		Rui Andrade				Dallara F320 Spiess	Cryptotower Racing	1:37.792	20	1:37.925	15	1:37.931	18	1:38.069	14	1:38.119	19
11	8	Double R		Matthias Lüthen		R	4	Dallara F320 HWA	Double R	1:38.960	9	1:39.098	8	1:39.239	10	1:39.415	12	1:39.471	5
12	26	Double R		Louis Foster				Dallara F320 HWA	Double R	1:48.895	4	2:15.541	1	2:45.794	3	3:10.388	2		
13	34	DRIVEX		Rafael Villagomez		R	5	Dallara F320 HWA	DRIVEX	2:12.323	1	2:47.507	3	3:10.885	2				
14	12	DRIVEX		Glenn Van Berlo		R	6	Dallara F320 HWA	DRIVEX										
15	25	Van Amersfoort Racing		Alexandre Bardinon				Dallara F320 HWA	Van Amersfoort Racing										



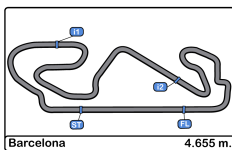


Circuito de Barcelona
Euroformula Open
Race - 4
Best 5 Top Speeds



Cls	Nº	Entrant	Nat	Driver	Nat	Cat	Cls	Chassis - Engine	Team	Top 1		Top 2		Top 3		Top 4		Top 5		Avg
										Km/h	Lap	Km/h	Lap	Km/h	Lap	Km/h	Lap	Km/h	Lap	
1	28	Team Motopark	DEU	Cameron Das	USA			Dallara F320 Spiess	Team Motopark	243.7	9	242.1	18	242.1	20	241.6	13	241.6	15	242.2
2	69	Cryptotower Racing	JPN	Lukas Dunner	AUT			Dallara F320 Spiess	Cryptotower Racing	243.2	4	243.2	6	243.2	10	242.6	7	242.6	16	243.0
3	99	Cryptotower Racing	JPN	Rui Andrade	AGO			Dallara F320 Spiess	Cryptotower Racing	243.2	6	239.4	4	239.4	7	238.4	8	238.4	9	239.8
4	31	Carlin	GBR	Zane Maloney	BRB	R	1	Dallara F320 Spiess	Carlin	242.6	19	241.0	11	240.5	12	240.5	15	240.5	16	241.0
5	6	Carlin	GBR	Ido Cohen	ISR			Dallara F320 Spiess	Carlin	241.6	19	240.5	20	240.0	5	240.0	11	240.0	15	240.4
6	34	DRIVEX	ESP	Rafael Villagomez	MEX	R	2	Dallara F320 HWA	DRIVEX	241.6	4	224.5	1	93.5	3	82.2	2			160.4
7	15	Van Amersfoort Racing	NLD	Sebastian Estner	DEU	R	3	Dallara F320 HWA	Van Amersfoort Racing	240.0	10	240.0	11	240.0	13	240.0	14	239.4	12	239.8
8	16	Van Amersfoort Racing	NLD	Andreas Estner	DEU			Dallara F320 HWA	Van Amersfoort Racing	239.4	10	239.4	13	239.4	16	239.4	17	239.4	18	239.4
9	4	Team Motopark	DEU	Niklas Krütten	DEU	R	4	Dallara F320 Spiess	Team Motopark	238.4	5	238.4	18	237.8	6	237.8	9	237.8	11	238.0
10	33	Team Motopark	DEU	Manuel Maldonado	VEN			Dallara F320 Spiess	Team Motopark	237.8	6	237.8	7	237.8	8	237.8	10	237.8	12	237.8
11	8	Double R	GBR	Matthias Lüthen	DEU	R	5	Dallara F320 HWA	Double R	236.8	6	236.3	10	235.8	7	235.8	9	235.8	11	236.1
12	26	Double R	GBR	Louis Foster	GBR			Dallara F320 HWA	Double R	236.8	4	217.3	1	103.7	3	97.2	2			163.7
13	20	Cryptotower Racing	JPN	Yifei Ye	CHN			Dallara F320 Spiess	Cryptotower Racing	236.3	16	235.8	12	235.8	18	235.8	20	235.2	13	235.8
14	25	Van Amersfoort Racing	NLD	Alexandre Bardino	FRA			Dallara F320 HWA	Van Amersfoort Racing	223.6	1									223.6
15	12	DRIVEX	ESP	Glenn Van Berlo	NLD	R	6	Dallara F320 HWA	DRIVEX	223.1	1									223.1



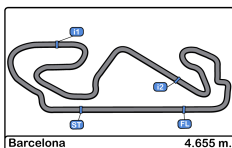


Circuito de Barcelona
Euroformula Open
Race - 4
Fastest Laps Sequence



Lap	Time of Day	Session Time	Nº	Entrant	Nat	Driver	Nat	Cat	Chassis - Engine	Team	Time	Km/h
4	16:02:39.824	9:44.824	20	Cryptotower Racing Team	● JPN	Yifei Ye	🇨🇳 CHN		Dallara F320 Spiess	Cryptotower Racing Team	1:38.893	169.4
5	16:04:19.684	11:24.684	33	Team Motopark	🇩🇪 DEU	Manuel Maldonado	🇻🇪 VEN		Dallara F320 Spiess	Team Motopark	1:38.558	170.0
5	16:04:21.468	11:26.468	15	Van Amersfoort Racing	🇳🇱 NLD	Sebastian Estner	🇩🇪 DEU	R	Dallara F320 HWA	Van Amersfoort Racing	1:38.479	170.1
6	16:05:56.658	13:01.658	20	Cryptotower Racing Team	● JPN	Yifei Ye	🇨🇳 CHN		Dallara F320 Spiess	Cryptotower Racing Team	1:37.926	171.1
7	16:07:34.177	14:39.177	20	Cryptotower Racing Team	● JPN	Yifei Ye	🇨🇳 CHN		Dallara F320 Spiess	Cryptotower Racing Team	1:37.519	171.8
8	16:09:11.674	16:16.674	20	Cryptotower Racing Team	● JPN	Yifei Ye	🇨🇳 CHN		Dallara F320 Spiess	Cryptotower Racing Team	1:37.496	171.8
9	16:10:49.087	17:54.087	20	Cryptotower Racing Team	● JPN	Yifei Ye	🇨🇳 CHN		Dallara F320 Spiess	Cryptotower Racing Team	1:37.414	172.0
10	16:12:26.427	19:31.427	20	Cryptotower Racing Team	● JPN	Yifei Ye	🇨🇳 CHN		Dallara F320 Spiess	Cryptotower Racing Team	1:37.340	172.1
13	16:17:18.362	24:23.362	20	Cryptotower Racing Team	● JPN	Yifei Ye	🇨🇳 CHN		Dallara F320 Spiess	Cryptotower Racing Team	1:37.200	172.4
14	16:18:55.551	26:00.551	20	Cryptotower Racing Team	● JPN	Yifei Ye	🇨🇳 CHN		Dallara F320 Spiess	Cryptotower Racing Team	1:37.188	172.4
15	16:20:32.400	27:37.400	20	Cryptotower Racing Team	● JPN	Yifei Ye	🇨🇳 CHN		Dallara F320 Spiess	Cryptotower Racing Team	1:36.850	173.0
20	16:28:37.524	35:42.524	20	Cryptotower Racing Team	● JPN	Yifei Ye	🇨🇳 CHN		Dallara F320 Spiess	Cryptotower Racing Team	1:36.640	173.4



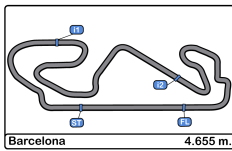


Circuit de Barcelona
Euroformula Open
Race - 4
Event Best Maximum Speed



Nº	Entrant	Nat	Driver	Nat	Cat	Clas	Chassis - Engine	Team	Km/h	Session
12	DRIVEX	ESP	Glenn Van Berlo	NLD	R	1	Dallara F320 HWA	DRIVEX	247.1	Race - 3
31	Carlin	GBR	Zane Maloney	BRB	R	2	Dallara F320 Spiess	Carlin	246.5	Race - 2
6	Carlin	GBR	Ido Cohen	ISR			Dallara F320 Spiess	Carlin	246.5	Race - 2
34	DRIVEX	ESP	Rafael Villagomez	MEX	R	3	Dallara F320 HWA	DRIVEX	246.5	Qualifying - 4
33	Team Motopark	DEU	Manuel Maldonado	VEN			Dallara F320 Spiess	Team Motopark	244.3	Race - 2
26	Double R	GBR	Louis Foster	GBR			Dallara F320 HWA	Double R	243.7	Race - 1
25	Van Amersfoort Racing	NLD	Alexandre Bardinon	FRA			Dallara F320 HWA	Van Amersfoort Racing	243.7	Race - 2
15	Van Amersfoort Racing	NLD	Sebastian Estner	DEU	R	4	Dallara F320 HWA	Van Amersfoort Racing	243.7	Race - 2
69	Cryptotower Racing Team	JPN	Lukas Dunner	AUT			Dallara F320 Spiess	Cryptotower Racing Team	243.7	Race - 2
28	Team Motopark	DEU	Cameron Das	USA			Dallara F320 Spiess	Team Motopark	243.7	Race - 4
99	Cryptotower Racing Team	JPN	Rui Andrade	AGO			Dallara F320 Spiess	Cryptotower Racing Team	243.2	Race - 4
4	Team Motopark	DEU	Niklas Krütten	DEU	R	5	Dallara F320 Spiess	Team Motopark	242.1	Race - 2
16	Van Amersfoort Racing	NLD	Andreas Estner	DEU			Dallara F320 HWA	Van Amersfoort Racing	242.1	Race - 3
8	Double R	GBR	Matthias Lüthen	DEU	R	6	Dallara F320 HWA	Double R	240.5	Qualifying - 1
20	Cryptotower Racing Team	JPN	Yifei Ye	CHN			Dallara F320 Spiess	Cryptotower Racing Team	239.4	Qualifying - 1



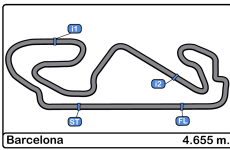


Circuit de Barcelona
Euroformula Open
Race - 4
Lap Chart

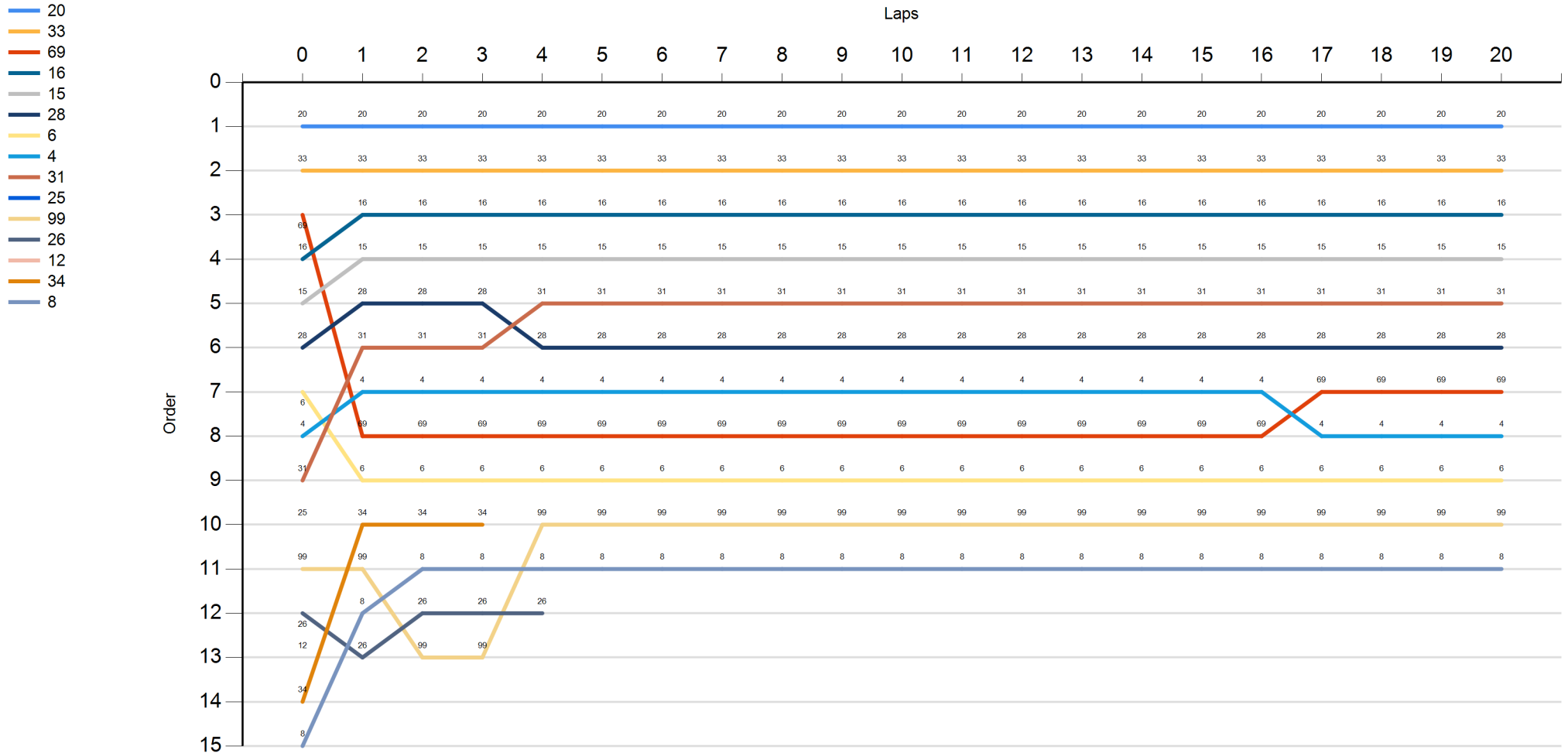


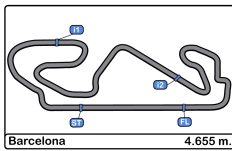
LAP																						
Nr	Po	Grid	1	2	3	4	5	6	7	8	9	10	11	12	13	14	15	16	17	18	19	20
20	1	20	20	20	20	20	20	20	20	20	20	20	20	20	20	20	20	20	20	20	20	20
33	2	33	33	33	33	33	33	33	33	33	33	33	33	33	33	33	33	33	33	33	33	33
69	3	69	16	16	16	16	16	16	16	16	16	16	16	16	16	16	16	16	16	16	16	16
16	4	16	15	15	15	15	15	15	15	15	15	15	15	15	15	15	15	15	15	15	15	15
15	5	15	28	28	28	31	31	31	31	31	31	31	31	31	31	31	31	31	31	31	31	31
28	6	28	31	31	31	28	28	28	28	28	28	28	28	28	28	28	28	28	28	28	28	28
6	7	6	4	4	4	4	4	4	4	4	4	4	4	4	4	4	4	4	69	69	69	69
4	8	4	69	69	69	69	69	69	69	69	69	69	69	69	69	69	69	69	4	4	4	4
31	9	31	6	6	6	6	6	6	6	6	6	6	6	6	6	6	6	6	6	6	6	6
25	10	25	34	34	34	99	99	99	99	99	99	99	99	99	99	99	99	99	99	99	99	99
99	11	99	99	8	8	8	8	8	8	8	8	8	8	8	8	8	8	8	8	8	8	8
26	12	26	8	26	26	26																
12	13	12	26	99	99																	
34	14	34																				
8	15	8																				





Circuito de Barcelona
Euroformula Open
Race - 4
Graphic Lap Chart



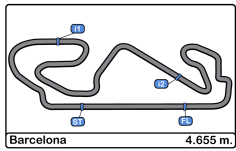


Circuit de Barcelona
Euroformula Open
Race - 4
Pit Stop Analysis

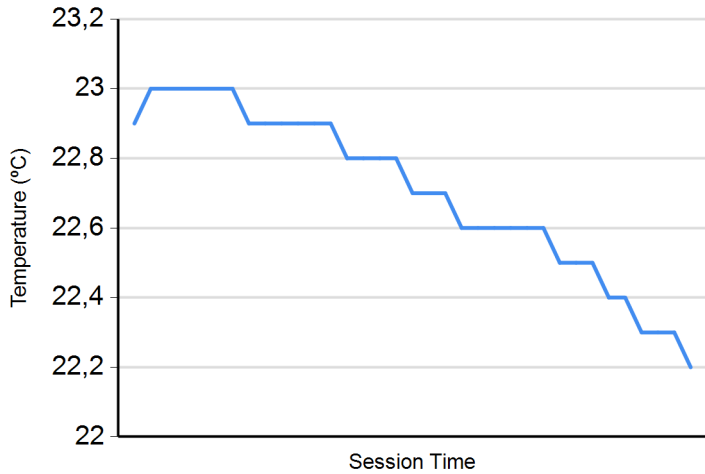


Nr.	In Day Time	Entrant	Nat	Driver	Nat	Cat	Chassis - Engine	Team	In Time	Stop N°	Pit Time	Handicap	Penalty
99	15:55:05.004	Cryptotower Racing Te		Rui Andrade			Dallara F320 Spiess	Cryptotower Racing Te	2:10.052	1	1:05.272		

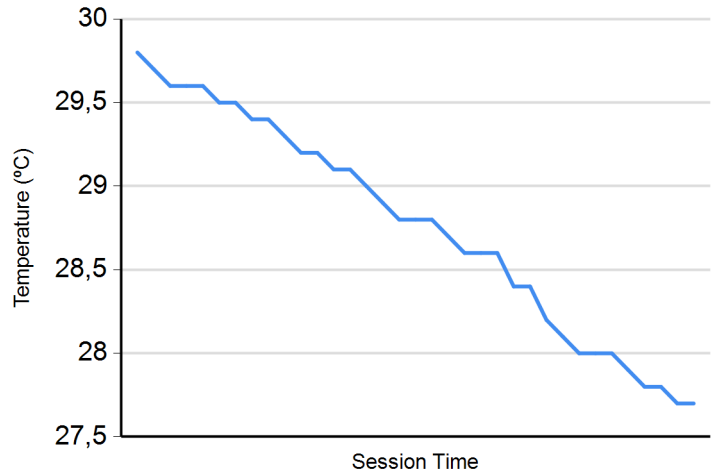




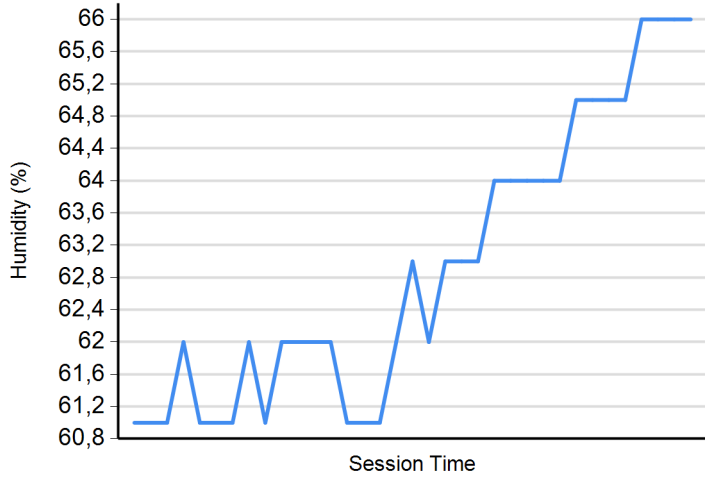
Air Temperature



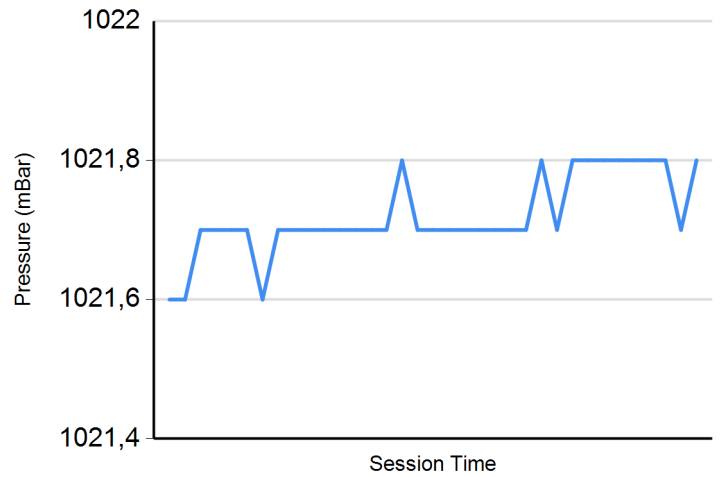
Track Temperature



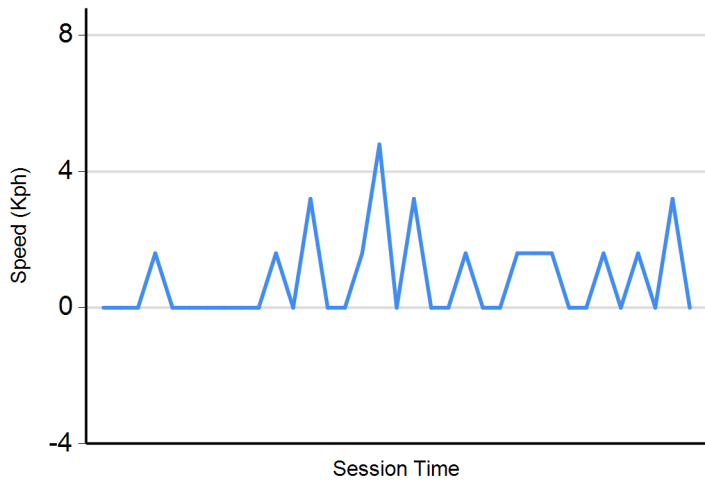
Humidity



Pressure



Wind Speed



Wind direction

North = 0°/360° Est = 90° South = 180° West = 270°

