

Circuito de Barcelona
Euroformula Open
Race - 2
Provisional Results




Cls	Nº	Entrant	Nat	Driver	Nat	Cat	Cls	Chassis - Engine	Team	Laps	Total Time	Gap	Interval	Km/h	Best	Time	Km/h	
1	20	Cryptotower Racing Team	●	JPN Yifei Ye	●	CHN		Dallara F320 Spiess	Cryptotower Racing Team	18	29:24.619			170.9	16	1:37.115	172.5	
2	28	Team Motopark	●	DEU Cameron Das	●	USA		Dallara F320 Spiess	Team Motopark	18	29:30.224	5.605	5.605	170.3	16	1:37.700	171.5	
3	16	Van Amersfoort Racing	●	NLD Andreas Estner	●	DEU		Dallara F320 HWA	Van Amersfoort Racing	18	29:32.832	8.213	2.608	170.1	13	1:37.764	171.4	
4	33	Team Motopark	●	DEU Manuel Maldonado	●	VEN		Dallara F320 Spiess	Team Motopark	18	29:35.167	10.548	2.335	169.9	13	1:37.835	171.2	
5	69	Cryptotower Racing Team	●	JPN Lukas Dunner	●	AUT		Dallara F320 Spiess	Cryptotower Racing Team	18	29:35.469	10.850	0.302	169.8	13	1:37.792	171.3	
6	12	DRIVEX	●	ESP Glenn Van Berlo	●	NLD	R	1	Dallara F320 HWA	DRIVEX	18	29:39.934	15.315	4.465	169.4	7	1:38.173	170.6
7	4	Team Motopark	●	DEU Niklas Krütten	●	DEU	R	2	Dallara F320 Spiess	Team Motopark	18	29:40.667	16.048	0.733	169.3	8	1:38.077	170.8
8	26	Double R	●	GBR Louis Foster	●	GBR		Dallara F320 HWA	Double R	18	29:42.635	18.016	1.968	169.2	14	1:38.180	170.6	
9	31	Carlin	●	GBR Zane Maloney	●	BRB	R	3	Dallara F320 Spiess	Carlin	18	29:43.788	19.169	1.153	169.1	9	1:38.256	170.5
10	15	Van Amersfoort Racing	●	NLD Sebastian Estner	●	DEU	R	4	Dallara F320 HWA	Van Amersfoort Racing	18	29:44.497	19.878	0.709	169.0	13	1:38.311	170.4
11	6	Carlin	●	GBR Ido Cohen	●	ISR		Dallara F320 Spiess	Carlin	18	29:45.222	20.603	0.725	168.9	17	1:38.031	170.9	
12	99	Cryptotower Racing Team	●	JPN Rui Andrade	●	AGO		Dallara F320 Spiess	Cryptotower Racing Team	18	29:50.127	25.508	4.905	168.5	18	1:38.228	170.6	
13	34	DRIVEX	●	ESP Rafael Villagomez	●	MEX	R	5	Dallara F320 HWA	DRIVEX	18	29:53.925	29.306	3.798	168.1	12	1:38.608	169.9
14	25	Van Amersfoort Racing	●	NLD Alexandre Bardinon	●	FRA		Dallara F320 HWA	Van Amersfoort Racing	18	29:54.871	30.252	0.946	168.0	11	1:38.173	170.6	
15	8	Double R	●	GBR Matthias Lüthen	●	DEU	R	6	Dallara F320 HWA	Double R	18	30:20.759	56.140	25.888	165.6	7	1:39.407	168.5

Fastest lap Yifei Ye in 1:37.115 at 172.6 Km/h in lap 16

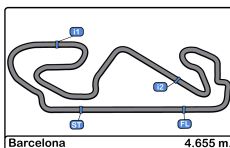
REPRIMAND DRIVER CAR 4 - FORCING OUT OF TRACK CAR 12

Published at:.....

Track Temp: **27.1 °C** Air Temp: **22.6 °C** Humidity: **61 %** Track Status: **DRY**

Stewards:	Race Director:	Timekeeper: 
------------------	-----------------------	--





Circuito de Barcelona
Euroformula Open
Race - 2
Provisional Results by Class



Cls	Nº	Entrant	Nat	Driver	Nat	Cat	Cls	Chassis - Engine	Team	Laps	Total Time	Gap	Interval	Km/h	Best	Time	Km/h	
1	20	Cryptotower Racing	●	JPN Yifei Ye	🇨🇳	CHN		Dallara F320 Spiess	Cryptotower Racing	18	29:24.619			170.9	16	1:37.115	172.5	
2	28	Team Motopark	🇩🇪	DEU Cameron Das	🇺🇸	USA		Dallara F320 Spiess	Team Motopark	18	29:30.224	5.605	5.605	170.3	16	1:37.700	171.5	
3	16	Van Amersfoort	🇳🇱	NLD Andreas Estner	🇩🇪	DEU		Dallara F320 HWA	Van Amersfoort	18	29:32.832	8.213	2.608	170.1	13	1:37.764	171.4	
4	33	Team Motopark	🇩🇪	DEU Manuel Maldonado	🇻🇪	VEN		Dallara F320 Spiess	Team Motopark	18	29:35.167	10.548	2.335	169.9	13	1:37.835	171.2	
5	69	Cryptotower Racing	●	JPN Lukas Dunner	🇦🇹	AUT		Dallara F320 Spiess	Cryptotower Racing	18	29:35.469	10.850	0.302	169.8	13	1:37.792	171.3	
6	26	Double R	🇬🇧	GBR Louis Foster	🇬🇧	GBR		Dallara F320 HWA	Double R	18	29:42.635	18.016	7.166	169.2	14	1:38.180	170.6	
7	6	Carlin	🇬🇧	GBR Ido Cohen	🇮🇱	ISR		Dallara F320 Spiess	Carlin	18	29:45.222	20.603	2.587	168.9	17	1:38.031	170.9	
8	99	Cryptotower Racing	●	JPN Rui Andrade	🇦🇴	AGO		Dallara F320 Spiess	Cryptotower Racing	18	29:50.127	25.508	4.905	168.5	18	1:38.228	170.6	
9	25	Van Amersfoort	🇳🇱	NLD Alexandre Bardinon	🇫🇷	FRA		Dallara F320 HWA	Van Amersfoort	18	29:54.871	30.252	4.744	168.0	11	1:38.173	170.6	
Rookie																		
1	12	DRIVEX	🇪🇸	ESP Glenn Van Berlo	🇳🇱	NLD	R	1	Dallara F320 HWA	DRIVEX	18	29:39.934			169.4	7	1:38.173	170.6
2	4	Team Motopark	🇩🇪	DEU Niklas Krütten	🇩🇪	DEU	R	2	Dallara F320 Spiess	Team Motopark	18	29:40.667	16.048	0.733	169.3	8	1:38.077	170.8
3	31	Carlin	🇬🇧	GBR Zane Maloney	🇧🇪	BRB	R	3	Dallara F320 Spiess	Carlin	18	29:43.788	19.169	3.121	169.1	9	1:38.256	170.5
4	15	Van Amersfoort	🇳🇱	NLD Sebastian Estner	🇩🇪	DEU	R	4	Dallara F320 HWA	Van Amersfoort	18	29:44.497	19.878	0.709	169.0	13	1:38.311	170.4
5	34	DRIVEX	🇪🇸	ESP Rafael Villagomez	🇲🇽	MEX	R	5	Dallara F320 HWA	DRIVEX	18	29:53.925	29.306	9.428	168.1	12	1:38.608	169.9
6	8	Double R	🇬🇧	GBR Matthias Lüthen	🇩🇪	DEU	R	6	Dallara F320 HWA	Double R	18	30:20.759	56.140	26.834	165.6	7	1:39.407	168.5

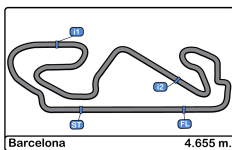
Fastest lap Yifei Ye in 1:37.115 at 172.6 Km/h in lap 16

Published at:.....

Track Temp: **27.1 °C** Air Temp: **22.6 °C** Humidity: **61 %** Track Status: **DRY**

Stewards:	Race Director:	Timekeeper:
------------------	-----------------------	--------------------





Circuito de Barcelona

Euroformula Open

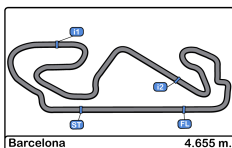
Race - 2

Provisional Classification by Driver Fastest Lap



Clas	Nº	Entrant	Nat	Driver	Nat	Cat	Clas	Chassis - Engine	Team	Laps	Best	Time	Gap	Interval	Km/h	
1	20	Cryptotower Racing		JPN Yifei Ye		CHN		Dallara F320 Spiess	Cryptotower Racing	18	16	1:37.115			172.5	
2	28	Team Motopark		DEU Cameron Das		USA		Dallara F320 Spiess	Team Motopark	18	16	1:37.700	0.585	0.585	171.5	
3	16	Van Amersfoort Racing		NLD Andreas Estner		DEU		Dallara F320 HWA	Van Amersfoort Racing	18	13	1:37.764	0.649	0.064	171.4	
4	69	Cryptotower Racing		JPN Lukas Dunner		AUT		Dallara F320 Spiess	Cryptotower Racing	18	13	1:37.792	0.677	0.028	171.3	
5	33	Team Motopark		DEU Manuel Maldonado		VEN		Dallara F320 Spiess	Team Motopark	18	13	1:37.835	0.720	0.043	171.2	
6	6	Carlin		GBR Ido Cohen		ISR		Dallara F320 Spiess	Carlin	18	17	1:38.031	0.916	0.196	170.9	
7	4	Team Motopark		DEU Niklas Krütten		DEU	R	1	Dallara F320 Spiess	Team Motopark	18	8	1:38.077	0.962	0.046	170.8
8	12	DRIVEX		ESP Glenn Van Berlo		NLD	R	2	Dallara F320 HWA	DRIVEX	18	7	1:38.173	1.058	0.096	170.6
9	25	Van Amersfoort Racing		NLD Alexandre Bardinon		FRA		Dallara F320 HWA	Van Amersfoort Racing	18	11	1:38.173	1.058	0.000	170.6	
10	26	Double R		GBR Louis Foster		GBR		Dallara F320 HWA	Double R	18	14	1:38.180	1.065	0.007	170.6	
11	99	Cryptotower Racing		JPN Rui Andrade		AGO		Dallara F320 Spiess	Cryptotower Racing	18	18	1:38.228	1.113	0.048	170.6	
12	31	Carlin		GBR Zane Maloney		BRB	R	3	Dallara F320 Spiess	Carlin	18	9	1:38.256	1.141	0.028	170.5
13	15	Van Amersfoort Racing		NLD Sebastian Estner		DEU	R	4	Dallara F320 HWA	Van Amersfoort Racing	18	13	1:38.311	1.196	0.055	170.4
14	34	DRIVEX		ESP Rafael Villagomez		MEX	R	5	Dallara F320 HWA	DRIVEX	18	12	1:38.608	1.493	0.297	169.9
15	8	Double R		GBR Matthias Lüthen		DEU	R	6	Dallara F320 HWA	Double R	18	7	1:39.407	2.292	0.799	168.5





Circuito de Barcelona
Euroformula Open
Race - 2
Distance and Speed Average



Clas	Nº	Entrant	Nat	Driver	Nat	Cat	Clas	Chassis - Engine	Team	Laps	Distance	Total Time	Km/h
1	20	Cryptotower Racing Team		Yifei Ye				Dallara F320 Spiess	Cryptotower Racing Team	18	83.79	29:24.619	170.9
2	28	Team Motopark		Cameron Das				Dallara F320 Spiess	Team Motopark	18	83.79	29:30.224	170.3
3	16	Van Amersfoort Racing		Andreas Estner				Dallara F320 HWA	Van Amersfoort Racing	18	83.79	29:32.832	170.1
4	33	Team Motopark		Manuel Maldonado				Dallara F320 Spiess	Team Motopark	18	83.79	29:35.167	169.9
5	69	Cryptotower Racing Team		Lukas Dunner				Dallara F320 Spiess	Cryptotower Racing Team	18	83.79	29:35.469	169.8
6	12	DRIVEX		Glenn Van Berlo		R	1	Dallara F320 HWA	DRIVEX	18	83.79	29:39.934	169.4
7	4	Team Motopark		Niklas Krütten		R	2	Dallara F320 Spiess	Team Motopark	18	83.79	29:40.667	169.3
8	26	Double R		Louis Foster				Dallara F320 HWA	Double R	18	83.79	29:42.635	169.2
9	31	Carlin		Zane Maloney		R	3	Dallara F320 Spiess	Carlin	18	83.79	29:43.788	169.1
10	15	Van Amersfoort Racing		Sebastian Estner		R	4	Dallara F320 HWA	Van Amersfoort Racing	18	83.79	29:44.497	169.0
11	6	Carlin		Ido Cohen				Dallara F320 Spiess	Carlin	18	83.79	29:45.222	168.9
12	99	Cryptotower Racing Team		Rui Andrade				Dallara F320 Spiess	Cryptotower Racing Team	18	83.79	29:50.127	168.5
13	34	DRIVEX		Rafael Villagomez		R	5	Dallara F320 HWA	DRIVEX	18	83.79	29:53.925	168.1
14	25	Van Amersfoort Racing		Alexandre Bardinon				Dallara F320 HWA	Van Amersfoort Racing	18	83.79	29:54.871	168.0
15	8	Double R		Matthias Lüthen		R	6	Dallara F320 HWA	Double R	18	83.79	30:20.759	165.6





Circuit de Barcelona
Euroformula Open
Race - 2
Lap Analysis



4

Niklas Krütten

Dallara F320 Spiess

8

Matthias Lüthen

Dallara F320 HWA

R

Team Motopark

R

Double R

Lap	D	Time	Sector 1	Sector 2	Sector 3	T. Spd	Elapsed	Lap	D	Time	Sector 1	Sector 2	Sector 3	T. Spd	Elapsed
1		1:46.341	34.334	38.446	33.561	215.1	1:46.341	1		1:50.822	37.179	39.859	33.784	218.6	1:50.822
2		1:39.847	29.789	37.516	32.542	233.2	3:26.188	2		1:40.921	29.354	38.089	33.478	236.8	3:31.743
3		1:38.909	28.946	37.323	32.640	238.9	5:05.097	3		1:40.534	29.140	38.031	33.363	237.8	5:12.277
4		1:38.435	28.940	36.972	32.523	237.8	6:43.532	4		1:39.862	29.220	37.716	32.926	236.3	6:52.139
5		1:38.488	28.934	37.005	32.549	238.9	8:22.020	5		1:40.307	29.289	37.503	33.515	236.8	8:32.446
6		1:38.248	28.795	37.023	32.430	239.4	10:00.268	6		1:40.232	29.420	37.607	33.205	235.8	10:12.678
7		1:38.470	28.956	36.892	32.622	241.0	11:38.738	7		1:39.407	28.980	37.374	33.053	235.8	11:52.085
8		1:38.077	28.820	36.926	32.331	238.9	13:16.815	8		1:40.480	29.557	37.746	33.177	236.3	13:32.565
9		1:38.355	28.819	37.066	32.470	240.5	14:55.170	9		1:39.869	29.144	37.819	32.906	236.3	15:12.434
10		1:38.139	28.827	36.973	32.339	239.4	16:33.309	10		1:40.213	29.089	37.788	33.336	235.8	16:52.647
11		1:38.233	28.739	37.022	32.472	240.0	18:11.542	11		1:40.095	29.051	37.850	33.194	235.8	18:32.742
12		1:38.396	28.781	37.062	32.553	240.5	19:49.938	12		1:40.548	29.192	37.964	33.392	235.8	20:13.290
13		1:38.322	28.784	37.032	32.506	240.0	21:28.260	13		1:41.121	29.845	37.836	33.440	235.2	21:54.411
14		1:38.571	28.810	36.940	32.821	240.5	23:06.831	14		1:40.583	29.276	37.803	33.504	235.2	23:34.994
15		1:38.583	28.876	37.112	32.595	242.1	24:45.414	15		1:40.899	29.260	37.822	33.817	235.2	25:15.893
16		1:38.326	28.776	37.088	32.462	241.0	26:23.740	16		1:42.413	29.885	38.888	33.640	234.7	26:58.306
17		1:38.375	28.821	36.916	32.638	240.0	28:02.115	17		1:41.136	29.627	37.857	33.652	234.7	28:39.442
18		1:38.552	28.947	36.992	32.613	240.0	29:40.667	18		1:41.317	29.416	38.158	33.743	234.7	30:20.759

6

Ido Cohen

Dallara F320 Spiess

12

Glenn Van Berlo

Dallara F320 HWA

Carlin

R

DRIVEX

Lap	D	Time	Sector 1	Sector 2	Sector 3	T. Spd	Elapsed	Lap	D	Time	Sector 1	Sector 2	Sector 3	T. Spd	Elapsed
1		1:48.743	35.331	39.166	34.246	219.5	1:48.743	1		1:46.480	34.587	38.619	33.274	215.5	1:46.480
2		1:40.294	29.267	37.586	33.441	241.0	3:29.037	2		1:39.061	29.445	37.093	32.523	232.7	3:25.541
3		1:38.864	28.994	37.077	32.793	242.6	5:07.901	3		1:38.698	29.073	37.151	32.474	236.8	5:04.239
4		1:38.692	28.868	37.012	32.812	244.8	6:46.593	4		1:38.481	28.930	37.054	32.497	238.4	6:42.720
5		1:38.459	28.627	37.003	32.829	241.0	8:25.052	5		1:38.478	28.983	37.026	32.469	237.3	8:21.198
6		1:38.305	28.601	36.950	32.754	242.1	10:03.357	6		1:38.422	28.936	36.920	32.566	237.8	9:59.620
7		1:38.474	28.730	36.976	32.768	245.4	11:41.831	7		1:38.173	28.955	36.850	32.368	238.4	11:37.793
8		1:38.596	28.725	37.075	32.796	246.5	13:20.427	8		1:38.241	28.861	37.016	32.364	238.4	13:16.034
9		1:38.901	28.940	37.030	32.931	244.8	14:59.328	9		1:38.314	28.937	36.943	32.434	238.4	14:54.348
10		1:38.550	28.726	36.951	32.873	241.0	16:37.878	10		1:38.193	28.906	37.012	32.275	238.4	16:32.541
11		1:38.394	28.649	36.886	32.859	241.6	18:16.272	11		1:38.327	28.907	36.939	32.481	238.4	18:10.868
12		1:38.220	28.622	36.919	32.679	240.0	19:54.492	12		1:38.473	28.938	37.040	32.495	238.4	19:49.341
13		1:38.154	28.603	36.892	32.659	242.1	21:32.646	13		1:38.330	28.966	36.980	32.384	237.8	21:27.671
14		1:38.712	28.668	37.234	32.810	241.6	23:11.358	14		1:38.703	28.952	37.190	32.561	237.3	23:06.374
15		1:38.596	28.707	37.061	32.828	243.2	24:49.954	15		1:38.505	28.951	37.000	32.554	237.3	24:44.879
16		1:38.440	28.690	36.972	32.778	241.0	26:28.394	16		1:38.226	28.889	36.862	32.475	236.8	26:23.105
17		1:38.031	28.675	36.784	32.572	237.8	28:06.425	17		1:38.343	28.968	36.971	32.404	236.8	28:01.448
18		1:38.797	28.644	37.097	33.056	243.2	29:45.222	18		1:38.486	28.984	36.968	32.534	236.8	29:39.934





Circuit de Barcelona
Euroformula Open
Race - 2
Lap Analysis



15

Sebastian Estner

Dallara F320 HWA

20

Yifei Ye

Dallara F320 Spiess

R

Van Amersfoort Racing

Cryptotower Racing Team

Lap	D	Time	Sector 1	Sector 2	Sector 3	T. Spd	Elapsed	Lap	D	Time	Sector 1	Sector 2	Sector 3	T. Spd	Elapsed
1		1:48.258	35.045	39.309	33.904	214.2	1:48.258	1		1:42.396	32.538	37.366	32.492	209.7	1:42.396
2		1:40.263	29.417	37.461	33.385	239.4	3:28.521	2		1:39.048	29.247	37.241	32.560	234.2	3:21.444
3		1:38.915	29.073	37.127	32.715	237.8	5:07.436	3		1:38.659	29.057	37.190	32.412	233.7	5:00.103
4		1:38.415	28.895	36.877	32.643	238.4	6:45.851	4		1:38.034	29.058	36.756	32.220	234.7	6:38.137
5		1:38.546	28.846	36.770	32.930	240.5	8:24.397	5		1:38.206	28.935	36.922	32.349	234.2	8:16.343
6		1:38.517	28.779	36.906	32.832	241.0	10:02.914	6		1:38.008	28.914	36.825	32.269	234.2	9:54.351
7		1:38.607	28.696	37.040	32.871	241.6	11:41.521	7		1:37.882	28.900	36.808	32.174	235.2	11:32.233
8		1:38.521	28.711	37.087	32.723	241.6	13:20.042	8		1:37.764	28.935	36.725	32.104	234.7	13:09.997
9		1:38.326	28.843	36.899	32.584	242.1	14:58.368	9		1:37.549	28.793	36.662	32.094	236.3	14:47.546
10		1:38.396	28.748	36.954	32.694	240.5	16:36.764	10		1:37.799	28.866	36.834	32.099	236.3	16:25.345
11		1:38.458	28.743	36.997	32.718	241.0	18:15.222	11		1:37.607	28.812	36.676	32.119	236.3	18:02.952
12		1:38.404	28.638	36.938	32.828	241.0	19:53.626	12		1:37.898	28.887	36.792	32.219	236.3	19:40.850
13		1:38.311	28.627	36.957	32.727	241.6	21:31.937	13		1:37.599	28.859	36.728	32.012	235.8	21:18.449
14		1:38.597	28.800	37.206	32.591	243.7	23:10.534	14		1:37.318	28.815	36.578	31.925	235.8	22:55.767
15		1:38.346	28.705	36.926	32.715	240.0	24:48.880	15		1:37.326	28.766	36.444	32.116	235.2	24:33.093
16		1:38.479	28.653	37.006	32.820	241.6	26:27.359	16		1:37.115	28.735	36.427	31.953	234.2	26:10.208
17		1:38.490	28.599	37.079	32.812	241.6	28:05.849	17		1:37.125	28.677	36.464	31.984	235.8	27:47.333
18		1:38.648	28.750	37.016	32.882	236.8	29:44.497	18		1:37.286	28.768	36.435	32.083	236.3	29:24.619

16

Andreas Estner

Dallara F320 HWA

25

Alexandre Bardinon

Dallara F320 HWA

Van Amersfoort Racing

Van Amersfoort Racing

Lap	D	Time	Sector 1	Sector 2	Sector 3	T. Spd	Elapsed	Lap	D	Time	Sector 1	Sector 2	Sector 3	T. Spd	Elapsed
1		1:44.084	33.453	37.855	32.776	213.4	1:44.084	1		1:49.432	36.436	38.913	34.083	214.7	1:49.432
2		1:39.123	29.156	37.270	32.697	238.9	3:23.207	2		1:40.615	29.792	37.700	33.123	238.4	3:30.047
3		1:38.742	28.981	37.080	32.681	240.0	5:01.949	3		1:40.374	29.562	37.380	33.432	237.3	5:10.421
4		1:38.613	28.953	36.889	32.771	238.9	6:40.562	4		1:38.872	28.878	37.073	32.921	238.4	6:49.293
5		1:38.438	28.918	36.924	32.596	238.4	8:19.000	5		1:39.043	28.745	37.249	33.049	240.5	8:28.336
6		1:38.366	29.141	36.794	32.431	237.8	9:57.366	6		1:38.990	28.888	37.387	32.715	238.4	10:07.326
7		1:38.110	28.881	36.763	32.466	237.8	11:35.476	7		1:38.728	28.948	37.056	32.724	237.8	11:46.054
8		1:38.181	28.888	36.886	32.407	238.4	13:13.657	8		1:39.682	28.841	36.987	33.854	238.9	13:25.736
9		1:37.972	28.830	36.696	32.446	237.8	14:51.629	9		1:40.628	30.912	37.229	32.487	243.7	15:06.364
10		1:37.920	28.820	36.750	32.350	238.4	16:29.549	10		1:39.002	29.378	37.160	32.464	238.9	16:45.366
11		1:37.904	28.772	36.718	32.414	238.4	18:07.453	11		1:38.173	28.884	36.814	32.475	238.9	18:23.539
12		1:37.909	28.709	36.804	32.396	238.4	19:45.362	12		1:38.445	28.780	36.941	32.724	238.4	20:01.984
13		1:37.764	28.753	36.716	32.295	238.9	21:23.126	13		1:38.705	28.790	37.245	32.670	237.8	21:40.689
14		1:37.781	28.743	36.581	32.457	238.4	23:00.907	14		1:39.295	29.124	37.389	32.782	240.0	23:19.984
15		1:37.981	28.787	36.741	32.453	238.9	24:38.888	15		1:38.592	28.958	36.890	32.744	238.4	24:58.576
16		1:37.911	28.766	36.756	32.389	238.4	26:16.799	16		1:38.478	28.842	37.062	32.574	241.6	26:37.054
17		1:38.173	28.872	36.872	32.429	238.9	27:54.972	17		1:38.749	28.832	37.276	32.641	241.6	28:15.803
18		1:37.860	28.808	36.696	32.356	237.8	29:32.832	18		1:39.068	29.221	37.227	32.620	241.0	29:54.871





Circuit de Barcelona
Euroformula Open
Race - 2
Lap Analysis



26

Louis Foster

Dallara F320 HWA

31

Zane Maloney

Dallara F320 Spiess

Double R R

Carlin

Lap	D	Time	Sector 1	Sector 2	Sector 3	T. Spd	Elapsed	Lap	D	Time	Sector 1	Sector 2	Sector 3	T. Spd	Elapsed
1		1:47.277	34.955	38.877	33.445	216.4	1:47.277	1		1:47.806	34.735	38.909	34.162	218.6	1:47.806
2		1:39.654	29.216	37.626	32.812	237.8	3:26.931	2		1:39.777	29.115	37.692	32.970	239.4	3:27.583
3		1:38.831	28.841	37.297	32.693	241.0	5:05.762	3		1:38.672	28.927	37.156	32.589	241.0	5:06.255
4		1:38.769	28.753	37.276	32.740	241.6	6:44.531	4		1:38.637	28.799	37.105	32.733	243.7	6:44.892
5		1:38.599	28.770	37.087	32.742	240.5	8:23.130	5		1:38.678	28.875	36.963	32.840	246.5	8:23.570
6		1:38.258	28.726	36.937	32.595	240.0	10:01.388	6		1:38.681	28.712	37.219	32.750	243.2	10:02.251
7		1:38.399	28.798	37.084	32.517	240.0	11:39.787	7		1:38.639	28.823	37.032	32.784	241.0	11:40.890
8		1:38.442	28.739	37.063	32.640	240.5	13:18.229	8		1:38.367	28.857	36.980	32.530	241.0	13:19.257
9		1:38.421	28.785	36.928	32.708	240.0	14:56.650	9		1:38.256	28.891	36.795	32.570	241.6	14:57.513
10		1:38.527	28.718	37.223	32.586	240.0	16:35.177	10		1:38.343	28.861	36.829	32.653	242.1	16:35.856
11		1:38.595	28.751	37.080	32.764	238.9	18:13.772	11		1:38.420	28.771	36.941	32.708	242.6	18:14.276
12		1:38.352	28.789	36.942	32.621	238.9	19:52.124	12		1:38.388	28.795	36.977	32.616	243.7	19:52.664
13		1:38.267	28.726	36.930	32.611	239.4	21:30.391	13		1:38.389	28.819	36.922	32.648	244.3	21:31.053
14		1:38.180	28.773	36.827	32.580	239.4	23:08.571	14		1:38.375	28.800	37.114	32.461	242.6	23:09.428
15		1:38.308	28.759	36.907	32.642	239.4	24:46.879	15		1:38.592	28.852	37.100	32.640	242.1	24:48.020
16		1:38.303	28.710	36.868	32.725	239.4	26:25.182	16		1:38.588	28.888	37.133	32.567	240.5	26:26.608
17		1:38.360	28.711	36.894	32.755	239.4	28:03.542	17		1:38.396	28.836	37.112	32.448	243.2	28:05.004
18		1:39.093	28.899	37.151	33.043	240.0	29:42.635	18		1:38.784	28.835	37.205	32.744	240.0	29:43.788

28

Cameron Das

Dallara F320 Spiess

33

Manuel Maldonado

Dallara F320 Spiess

Team Motopark

Team Motopark

Lap	D	Time	Sector 1	Sector 2	Sector 3	T. Spd	Elapsed	Lap	D	Time	Sector 1	Sector 2	Sector 3	T. Spd	Elapsed
1		1:43.445	33.206	37.461	32.778	214.7	1:43.445	1		1:44.893	33.833	38.150	32.910	208.8	1:44.893
2		1:39.128	29.249	37.119	32.760	236.8	3:22.573	2		1:39.094	29.183	37.180	32.731	236.8	3:23.987
3		1:38.461	28.901	36.989	32.571	237.8	5:01.034	3		1:38.525	28.861	37.069	32.595	238.4	5:02.512
4		1:38.340	28.836	36.895	32.609	238.9	6:39.374	4		1:38.518	28.932	36.915	32.671	240.0	6:41.030
5		1:38.038	28.778	36.766	32.494	238.4	8:17.412	5		1:38.375	28.823	37.079	32.473	243.2	8:19.405
6		1:38.143	28.806	36.968	32.369	239.4	9:55.555	6		1:38.513	29.076	36.921	32.516	244.3	9:57.918
7		1:37.889	28.709	36.821	32.359	238.9	11:33.444	7		1:38.187	28.683	36.973	32.531	242.1	11:36.105
8		1:37.979	28.756	36.776	32.447	238.9	13:11.423	8		1:38.254	28.687	36.893	32.674	242.1	13:14.359
9		1:38.135	28.808	36.931	32.396	239.4	14:49.558	9		1:37.931	28.631	36.886	32.414	241.6	14:52.290
10		1:37.869	28.788	36.812	32.269	238.4	16:27.427	10		1:38.152	28.658	36.992	32.502	241.6	16:30.442
11		1:37.836	28.718	36.755	32.363	237.8	18:05.263	11		1:38.093	28.735	36.830	32.528	240.5	18:08.535
12		1:38.030	28.766	36.866	32.398	237.8	19:43.293	12		1:37.984	28.718	36.856	32.410	240.5	19:46.519
13		1:37.900	28.755	36.808	32.337	237.8	21:21.193	13		1:37.835	28.643	36.913	32.279	240.0	21:24.354
14		1:37.713	28.705	36.684	32.324	237.8	22:58.906	14		1:38.109	28.654	36.927	32.528	240.5	23:02.463
15		1:37.791	28.763	36.729	32.299	238.4	24:36.697	15		1:37.988	28.664	36.882	32.442	239.4	24:40.451
16		1:37.700	28.801	36.655	32.244	237.3	26:14.397	16		1:38.323	28.874	36.972	32.477	239.4	26:18.774
17		1:37.922	28.724	36.802	32.396	237.8	27:52.319	17		1:37.984	28.795	36.826	32.363	238.9	27:56.758
18		1:37.905	28.797	36.708	32.400	237.8	29:30.224	18		1:38.409	28.835	36.894	32.680	238.9	29:35.167





Circuit de Barcelona
Euroformula Open
Race - 2
Lap Analysis



34

Rafael Villagomez

Dallara F320 HWA

99

Rui Andrade

Dallara F320 Spiess

R

DRIVEX

Cryptotower Racing Team

Lap	D	Time	Sector 1	Sector 2	Sector 3	T. Spd	Elapsed	Lap	D	Time	Sector 1	Sector 2	Sector 3	T. Spd	Elapsed
1		1:49.701	36.585	39.196	33.920	221.7	1:49.701	1		1:49.044	35.916	38.949	34.179	217.3	1:49.044
2		1:41.228	29.912	37.681	33.635	243.2	3:30.929	2		1:40.764	29.693	37.731	33.340	240.5	3:29.808
3		1:40.145	29.159	37.951	33.035	241.0	5:11.074	3		1:39.722	29.482	37.405	32.835	232.7	5:09.530
4		1:39.376	28.903	37.723	32.750	244.8	6:50.450	4		1:39.102	29.138	37.205	32.759	235.2	6:48.632
5		1:38.749	28.915	37.122	32.712	243.7	8:29.199	5		1:38.781	29.004	37.074	32.703	236.3	8:27.413
6		1:38.695	28.796	37.165	32.734	243.7	10:07.894	6		1:38.681	28.988	37.065	32.628	235.8	10:06.094
7		1:38.969	28.945	37.289	32.735	244.3	11:46.863	7		1:38.647	28.827	37.017	32.803	236.8	11:44.741
8		1:38.807	28.808	37.017	32.982	245.4	13:25.670	8		1:38.758	28.913	37.160	32.685	236.8	13:23.499
9		1:39.595	29.611	37.175	32.809	239.4	15:05.265	9		1:38.824	28.855	37.191	32.778	236.3	15:02.323
10		1:38.667	28.836	37.080	32.751	241.0	16:43.932	10		1:38.723	28.919	37.137	32.667	236.3	16:41.046
11		1:38.676	28.809	36.997	32.870	240.5	18:22.608	11		1:38.641	28.920	37.097	32.624	236.8	18:19.687
12		1:38.608	28.849	37.148	32.611	240.5	20:01.216	12		1:38.621	28.902	37.020	32.699	237.8	19:58.308
13		1:38.730	28.826	37.047	32.857	240.5	21:39.946	13		1:38.661	28.898	37.019	32.744	235.8	21:36.969
14		1:38.867	28.907	37.203	32.757	241.6	23:18.813	14		1:38.998	28.862	37.406	32.730	235.2	23:15.967
15		1:38.990	28.934	37.084	32.972	241.0	24:57.803	15		1:38.865	29.124	37.203	32.538	236.3	24:54.832
16		1:38.672	28.892	37.002	32.778	241.0	26:36.475	16		1:38.585	28.809	37.089	32.687	236.8	26:33.417
17		1:38.610	28.878	36.997	32.735	244.8	28:15.085	17		1:38.482	28.883	37.003	32.596	236.3	28:11.899
18		1:38.840	28.972	37.062	32.806	241.6	29:53.925	18		1:38.228	28.818	36.830	32.580	236.3	29:50.127

69

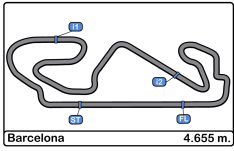
Lukas Dunner

Dallara F320 Spiess

Cryptotower Racing Team

Lap	D	Time	Sector 1	Sector 2	Sector 3	T. Spd	Elapsed
1		1:45.260	34.028	38.317	32.915	209.3	1:45.260
2		1:39.091	29.185	37.198	32.708	240.5	3:24.351
3		1:38.598	28.997	37.065	32.536	241.6	5:02.949
4		1:38.465	28.801	37.127	32.537	242.1	6:41.414
5		1:38.538	28.774	37.208	32.556	242.1	8:19.952
6		1:38.426	28.811	37.167	32.448	241.0	9:58.378
7		1:38.265	28.757	37.051	32.457	242.1	11:36.643
8		1:38.104	28.702	36.900	32.502	241.0	13:14.747
9		1:37.970	28.601	36.919	32.450	243.2	14:52.717
10		1:38.143	28.736	36.887	32.520	242.6	16:30.860
11		1:38.173	28.741	36.994	32.438	242.6	18:09.033
12		1:38.105	28.604	36.872	32.629	242.1	19:47.138
13		1:37.792	28.615	36.885	32.292	241.0	21:24.930
14		1:37.929	28.709	36.779	32.441	241.0	23:02.859
15		1:38.075	28.653	36.901	32.521	242.6	24:40.934
16		1:38.238	28.652	37.117	32.469	242.1	26:19.172
17		1:38.057	28.722	36.933	32.402	243.7	27:57.229
18		1:38.240	28.636	37.064	32.540	242.1	29:35.469





Circuit de Barcelona

Euroformula Open

Race - 2

Analysis by Lap



Num	Lap Time	Gap	Num	Lap Time	Gap	Num	Lap Time	Gap	Num	Lap Time	Gap	Num	Lap Time	Gap
Lap 1			12	1:38.698	04.136	99	1:38.781	11.070	Lap 8			12	1:38.193	07.196
20	1:42.396		4	1:38.909	04.994	25	1:39.043	11.993	20	1:37.764		4	1:38.139	07.964
28	1:43.445	01.049	26	1:38.831	05.659	34	1:38.749	12.856	28	1:37.979	01.426	26	1:38.527	09.832
16	1:44.084	01.688	31	1:38.672	06.152	8	1:40.307	16.103	16	1:38.181	03.660	31	1:38.343	10.511
33	1:44.893	02.497	15	1:38.915	07.333	Num Lap Time Gap			33	1:38.254	04.362	15	1:38.396	11.419
69	1:45.260	02.864	6	1:38.864	07.798	Lap 6			69	1:38.104	04.750	6	1:38.550	12.533
4	1:46.341	03.945	99	1:39.722	09.427	20	1:38.008		12	1:38.241	06.037	99	1:38.723	15.701
12	1:46.480	04.084	25	1:40.374	10.318	28	1:38.143	01.204	4	1:38.077	06.818	34	1:38.667	18.587
26	1:47.277	04.881	34	1:40.145	10.971	16	1:38.366	03.015	26	1:38.442	08.232	25	1:39.002	20.021
31	1:47.806	05.410	8	1:40.534	12.174	33	1:38.513	03.567	31	1:38.367	09.260	8	1:40.213	27.302
15	1:48.258	05.862	Num Lap Time Gap			69	1:38.426	04.027	15	1:38.521	10.045	Num Lap Time Gap		
6	1:48.743	06.347	Lap 4			12	1:38.422	05.269	6	1:38.596	10.430	Lap 11		
99	1:49.044	06.648	20	1:38.034		4	1:38.248	05.917	99	1:38.758	13.502	20	1:37.607	
25	1:49.432	07.036	28	1:38.340	01.237	26	1:38.258	07.037	34	1:38.807	15.673	28	1:37.836	02.311
34	1:49.701	07.305	16	1:38.613	02.425	31	1:38.681	07.900	25	1:39.682	15.739	16	1:37.904	04.501
8	1:50.822	08.426	33	1:38.518	02.893	15	1:38.517	08.563	8	1:40.480	22.568	33	1:38.093	05.583
Num Lap Time Gap			69	1:38.465	03.277	6	1:38.305	09.006	Num Lap Time Gap			69	1:38.173	06.081
Lap 2			12	1:38.481	04.583	99	1:38.681	11.743	Lap 9			12	1:38.327	07.916
20	1:39.048		4	1:38.435	05.395	25	1:38.990	12.975	20	1:37.549		4	1:38.233	08.590
28	1:39.128	01.129	26	1:38.769	06.394	34	1:38.695	13.543	28	1:38.135	02.012	26	1:38.595	10.820
16	1:39.123	01.763	31	1:38.637	06.755	8	1:40.232	18.327	16	1:37.972	04.083	31	1:38.420	11.324
33	1:39.094	02.543	15	1:38.415	07.714	Num Lap Time Gap			33	1:37.931	04.744	15	1:38.458	12.270
69	1:39.091	02.907	6	1:38.692	08.456	Lap 7			69	1:37.970	05.171	6	1:38.394	13.320
12	1:39.061	04.097	99	1:39.102	10.495	20	1:37.882		12	1:38.314	06.802	99	1:38.641	16.735
4	1:39.847	04.744	25	1:38.872	11.156	28	1:37.889	01.211	4	1:38.355	07.624	34	1:38.676	19.656
26	1:39.654	05.487	34	1:39.376	12.313	16	1:38.110	03.243	26	1:38.421	09.104	25	1:38.173	20.587
31	1:39.777	06.139	8	1:39.862	14.002	33	1:38.187	03.872	31	1:38.256	09.967	8	1:40.095	29.790
15	1:40.263	07.077	Num Lap Time Gap			69	1:38.265	04.410	15	1:38.326	10.822	Num Lap Time Gap		
6	1:40.294	07.593	Lap 5			12	1:38.173	05.560	6	1:38.901	11.782	Lap 12		
99	1:40.764	08.364	20	1:38.206		4	1:38.470	06.505	99	1:38.824	14.777	20	1:37.898	
25	1:40.615	08.603	28	1:38.038	01.069	26	1:38.399	07.554	34	1:39.595	17.719	28	1:38.030	02.443
34	1:41.228	09.485	16	1:38.438	02.657	31	1:38.639	08.657	25	1:40.628	18.818	16	1:37.909	04.512
8	1:40.921	10.299	33	1:38.375	03.062	15	1:38.607	09.288	8	1:39.869	24.888	33	1:37.984	05.669
Num Lap Time Gap			69	1:38.538	03.609	6	1:38.474	09.598	Num Lap Time Gap			69	1:38.105	06.288
Lap 3			12	1:38.478	04.855	99	1:38.647	12.508	Lap 10			12	1:38.473	08.491
20	1:38.659		4	1:38.488	05.677	25	1:38.728	13.821	20	1:37.799		4	1:38.396	09.088
28	1:38.461	00.931	26	1:38.599	06.787	34	1:38.969	14.630	28	1:37.869	02.082	26	1:38.352	11.274
16	1:38.742	01.846	31	1:38.678	07.227	8	1:39.407	19.852	16	1:37.920	04.204	31	1:38.388	11.814
33	1:38.525	02.409	15	1:38.546	08.054				33	1:38.152	05.097	15	1:38.404	12.776
69	1:38.598	02.846	6	1:38.459	08.709				69	1:38.143	05.515	6	1:38.220	13.642





Circuit de Barcelona
Euroformula Open
Race - 2
Analysis by Lap



Num	Lap Time	Gap
99	1:38.621	17.458
34	1:38.608	20.366
25	1:38.445	21.134
8	1:40.548	32.440

Num Lap Time Gap

Lap 13

20	1:37.599	
28	1:37.900	02.744
16	1:37.764	04.677
33	1:37.835	05.905
69	1:37.792	06.481
12	1:38.330	09.222
4	1:38.322	09.811
26	1:38.267	11.942
31	1:38.389	12.604
15	1:38.311	13.488
6	1:38.154	14.197
99	1:38.661	18.520
34	1:38.730	21.497
25	1:38.705	22.240
8	1:41.121	35.962

Num Lap Time Gap

Lap 14

20	1:37.318	
28	1:37.713	03.139
16	1:37.781	05.140
33	1:38.109	06.696
69	1:37.929	07.092
12	1:38.703	10.607
4	1:38.571	11.064
26	1:38.180	12.804
31	1:38.375	13.661
15	1:38.597	14.767
6	1:38.712	15.591
99	1:38.998	20.200
34	1:38.867	23.046
25	1:39.295	24.217
8	1:40.583	39.227

Num Lap Time Gap

Lap 15

20	1:37.326	
28	1:37.791	03.604
16	1:37.981	05.795
33	1:37.988	07.358
69	1:38.075	07.841
12	1:38.505	11.786
4	1:38.583	12.321
26	1:38.308	13.786
31	1:38.592	14.927
15	1:38.346	15.787
6	1:38.596	16.861
99	1:38.865	21.739
34	1:38.990	24.710
25	1:38.592	25.483
8	1:40.899	42.800

Num Lap Time Gap

Lap 16

20	1:37.115	
28	1:37.700	04.189
16	1:37.911	06.591
33	1:38.323	08.566
69	1:38.238	08.964
12	1:38.226	12.897
4	1:38.326	13.532
26	1:38.303	14.974
31	1:38.588	16.400
15	1:38.479	17.151
6	1:38.440	18.186
99	1:38.585	23.209
34	1:38.672	26.267
25	1:38.478	26.846
8	1:42.413	48.098

Num Lap Time Gap

Lap 17

20	1:37.125	
28	1:37.922	04.986
16	1:38.173	07.639
33	1:37.984	09.425
69	1:38.057	09.896

Num Lap Time Gap

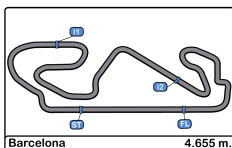
12	1:38.343	14.115
4	1:38.375	14.782
26	1:38.360	16.209
31	1:38.396	17.671
15	1:38.490	18.516
6	1:38.031	19.092
99	1:38.482	24.566
34	1:38.610	27.752
25	1:38.749	28.470
8	1:41.136	52.109

Num Lap Time Gap

Lap 18

20	1:37.286	
28	1:37.905	05.605
16	1:37.860	08.213
33	1:38.409	10.548
69	1:38.240	10.850
12	1:38.486	15.315
4	1:38.552	16.048
26	1:39.093	18.016
31	1:38.784	19.169
15	1:38.648	19.878
6	1:38.797	20.603
99	1:38.228	25.508
34	1:38.840	29.306
25	1:39.068	30.252
8	1:41.317	56.140



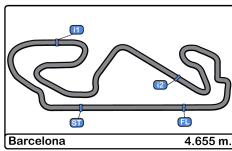


Circuito de Barcelona
Euroformula Open
Race - 2
Best Sectors Results



Sector - 1				Sector - 2				Sector - 3				Ideal Lap vs Best Lap				
Clas	Nº	Driver	Time	Nº	Driver	Time	Nº	Driver	Time	Clas	Nº	Driver	Ideal Lap	Best Lap	Clas	
1	15	Sebastian Estner	28.599	20	Yifei Ye	36.427	20	Yifei Ye	31.925	1	20	Yifei Ye	1:37.029	1:37.115	1	
2	69	Lukas Dunner	28.601	16	Andreas Estner	36.581	28	Cameron Das	32.244	2	16	Andreas Estner	1:37.585	1:37.764	3	
3	6	Ido Cohen	28.601	28	Cameron Das	36.655	12	Glenn Van Berlo	32.275	3	28	Cameron Das	1:37.604	1:37.700	2	
4	33	Manuel Maldonado	28.631	15	Sebastian Estner	36.770	33	Manuel Maldonado	32.279	4	69	Lukas Dunner	1:37.672	1:37.792	4	
5	20	Yifei Ye	28.677	69	Lukas Dunner	36.779	69	Lukas Dunner	32.292	5	33	Manuel Maldonado	1:37.736	1:37.835	5	
6	28	Cameron Das	28.705	6	Ido Cohen	36.784	16	Andreas Estner	32.295	6	15	Sebastian Estner	1:37.953	1:38.311	13	
7	16	Andreas Estner	28.709	31	Zane Maloney	36.795	4	Niklas Krütten	32.331	7	31	Zane Maloney	1:37.955	1:38.256	12	
8	26	Louis Foster	28.710	25	Alexandre Bardinon	36.814	31	Zane Maloney	32.448	8	6	Ido Cohen	1:37.957	1:38.031	6	
9	31	Zane Maloney	28.712	33	Manuel Maldonado	36.826	25	Alexandre Bardinon	32.464	9	4	Niklas Krütten	1:37.962	1:38.077	7	
10	4	Niklas Krütten	28.739	26	Louis Foster	36.827	26	Louis Foster	32.517	10	12	Glenn Van Berlo	1:37.986	1:38.173	8	
11	25	Alexandre Bardinon	28.745	99	Rui Andrade	36.830	99	Rui Andrade	32.538	11	25	Alexandre Bardinon	1:38.023	1:38.173	9	
12	34	Rafael Villagomez	28.796	12	Glenn Van Berlo	36.850	6	Ido Cohen	32.572	12	26	Louis Foster	1:38.054	1:38.180	10	
13	99	Rui Andrade	28.809	4	Niklas Krütten	36.892	15	Sebastian Estner	32.584	13	99	Rui Andrade	1:38.177	1:38.228	11	
14	12	Glenn Van Berlo	28.861	34	Rafael Villagomez	36.997	34	Rafael Villagomez	32.611	14	34	Rafael Villagomez	1:38.404	1:38.608	14	
15	8	Matthias Lüthen	28.980	8	Matthias Lüthen	37.374	8	Matthias Lüthen	32.906	15	8	Matthias Lüthen	1:39.260	1:39.407	15	



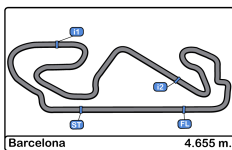


Circuito de Barcelona
 Euroformula Open
 Race - 2
 Leader Sequence



Nº	Entrant	Nat	Driver	Nat	Cat	Chassis	Team	Start Lap	End Lap	Laps	Total Laps
20	Cryptotower Racing	CHN	Yifei Ye	CHN		Dallara F320 Spiess	Cryptotower Racing	1	18	18	18



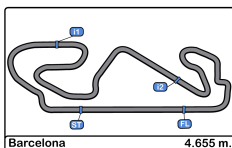


Circuito de Barcelona
Euroformula Open
Race - 2
Best 5 Lap Times



Cls	Nº	Entrant	Nat	Driver	Nat	Cat	Cls	Chassis - Engine	Team	Best 1		Best 2		Best 3		Best 4		Best 5	
										Time	Lap	Time	Lap	Time	Lap	Time	Lap	Time	Lap
1	20	Cryptotower Racing		Yifei Ye				Dallara F320 Spiess	Cryptotower Racing	1:37.115	16	1:37.125	17	1:37.286	18	1:37.318	14	1:37.326	15
2	28	Team Motopark		Cameron Das				Dallara F320 Spiess	Team Motopark	1:37.700	16	1:37.713	14	1:37.791	15	1:37.836	11	1:37.869	10
3	16	Van Amersfoort Racing		Andreas Estner				Dallara F320 HWA	Van Amersfoort Racing	1:37.764	13	1:37.781	14	1:37.860	18	1:37.904	11	1:37.909	12
4	69	Cryptotower Racing		Lukas Dunner				Dallara F320 Spiess	Cryptotower Racing	1:37.792	13	1:37.929	14	1:37.970	9	1:38.057	17	1:38.075	15
5	33	Team Motopark		Manuel Maldonado				Dallara F320 Spiess	Team Motopark	1:37.835	13	1:37.931	9	1:37.984	12	1:37.984	17	1:37.988	15
6	6	Carlin		Ido Cohen				Dallara F320 Spiess	Carlin	1:38.031	17	1:38.154	13	1:38.220	12	1:38.305	6	1:38.394	11
7	4	Team Motopark		Niklas Krütten		R	1	Dallara F320 Spiess	Team Motopark	1:38.077	8	1:38.139	10	1:38.233	11	1:38.248	6	1:38.322	13
8	12	DRIVEX		Glenn Van Berlo		R	2	Dallara F320 HWA	DRIVEX	1:38.173	7	1:38.193	10	1:38.226	16	1:38.241	8	1:38.314	9
9	25	Van Amersfoort Racing		Alexandre Bardinon				Dallara F320 HWA	Van Amersfoort Racing	1:38.173	11	1:38.445	12	1:38.478	16	1:38.592	15	1:38.705	13
10	26	Double R		Louis Foster				Dallara F320 HWA	Double R	1:38.180	14	1:38.258	6	1:38.267	13	1:38.303	16	1:38.308	15
11	99	Cryptotower Racing		Rui Andrade				Dallara F320 Spiess	Cryptotower Racing	1:38.228	18	1:38.482	17	1:38.585	16	1:38.621	12	1:38.641	11
12	31	Carlin		Zane Maloney		R	3	Dallara F320 Spiess	Carlin	1:38.256	9	1:38.343	10	1:38.367	8	1:38.375	14	1:38.388	12
13	15	Van Amersfoort Racing		Sebastian Estner		R	4	Dallara F320 HWA	Van Amersfoort Racing	1:38.311	13	1:38.326	9	1:38.346	15	1:38.396	10	1:38.404	12
14	34	DRIVEX		Rafael Villagomez		R	5	Dallara F320 HWA	DRIVEX	1:38.608	12	1:38.610	17	1:38.667	10	1:38.672	16	1:38.676	11
15	8	Double R		Matthias Lüthen		R	6	Dallara F320 HWA	Double R	1:39.407	7	1:39.862	4	1:39.869	9	1:40.095	11	1:40.213	10



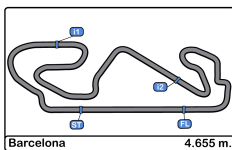


Circuito de Barcelona
Euroformula Open
Race - 2
Best 5 Top Speeds



Cls	Nº	Entrant	Nat	Driver	Nat	Cat	Cls	Chassis - Engine	Team	Top 1		Top 2		Top 3		Top 4		Top 5		Avg
										Km/h	Lap	Km/h	Lap	Km/h	Lap	Km/h	Lap	Km/h	Lap	
1	6	Carlin		Ido Cohen				Dallara F320 Spiess	Carlin	246.5	8	245.4	7	244.8	4	244.8	9	243.2	15	245.0
2	31	Carlin		Zane Maloney		R	1	Dallara F320 Spiess	Carlin	246.5	5	244.3	13	243.7	4	243.7	12	243.2	6	244.3
3	34	DRIVEX		Rafael Villagomez		R	2	Dallara F320 HWA	DRIVEX	245.4	8	244.8	4	244.8	17	244.3	7	243.7	5	244.6
4	33	Team Motopark		Manuel Maldonado				Dallara F320 Spiess	Team Motopark	244.3	6	243.2	5	242.1	7	242.1	8	241.6	9	242.7
5	15	Van Amersfoort Racing		Sebastian Estner		R	3	Dallara F320 HWA	Van Amersfoort Racing	243.7	14	242.1	9	241.6	7	241.6	8	241.6	13	242.1
6	25	Van Amersfoort Racing		Alexandre Bardinon				Dallara F320 HWA	Van Amersfoort Racing	243.7	9	241.6	16	241.6	17	241.0	18	240.5	5	241.7
7	69	Cryptotower Racing		Lukas Dunner				Dallara F320 Spiess	Cryptotower Racing	243.7	17	243.2	9	242.6	10	242.6	11	242.6	15	243.0
8	4	Team Motopark		Niklas Krütten		R	4	Dallara F320 Spiess	Team Motopark	242.1	15	241.0	7	241.0	16	240.5	9	240.5	12	241.0
9	26	Double R		Louis Foster				Dallara F320 HWA	Double R	241.6	4	241.0	3	240.5	5	240.5	8	240.0	6	240.7
10	99	Cryptotower Racing		Rui Andrade				Dallara F320 Spiess	Cryptotower Racing	240.5	2	237.8	12	236.8	7	236.8	8	236.8	11	237.7
11	16	Van Amersfoort Racing		Andreas Estner				Dallara F320 HWA	Van Amersfoort Racing	240.0	3	238.9	2	238.9	4	238.9	13	238.9	15	239.1
12	28	Team Motopark		Cameron Das				Dallara F320 Spiess	Team Motopark	239.4	6	239.4	9	238.9	4	238.9	7	238.9	8	239.1
13	12	DRIVEX		Glenn Van Berlo		R	5	Dallara F320 HWA	DRIVEX	238.4	4	238.4	7	238.4	8	238.4	9	238.4	10	238.4
14	8	Double R		Matthias Lüthen		R	6	Dallara F320 HWA	Double R	237.8	3	236.8	2	236.8	5	236.3	4	236.3	8	236.8
15	20	Cryptotower Racing		Yifei Ye				Dallara F320 Spiess	Cryptotower Racing	236.3	9	236.3	10	236.3	11	236.3	12	236.3	18	236.3



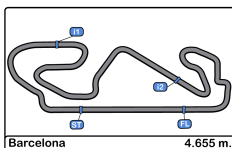


Circuito de Barcelona
Euroformula Open
Race - 2
Fastest Laps Sequence



Lap	Time of Day	Session Time	Nº	Entrant	Nat	Driver	Nat	Cat	Chassis - Engine	Team	Time	Km/h
2	16:09:19.297	3:21.297	20	Cryptotower Racing Team	● JPN	Yifei Ye	🇨🇳 CHN		Dallara F320 Spiess	Cryptotower Racing Team	1:39.048	169.1
3	16:10:57.955	4:59.955	20	Cryptotower Racing Team	● JPN	Yifei Ye	🇨🇳 CHN		Dallara F320 Spiess	Cryptotower Racing Team	1:38.659	169.8
3	16:10:58.887	5:00.887	28	Team Motopark	🇩🇪 DEU	Cameron Das	🇺🇸 USA		Dallara F320 Spiess	Team Motopark	1:38.461	170.1
4	16:12:35.990	6:37.990	20	Cryptotower Racing Team	● JPN	Yifei Ye	🇨🇳 CHN		Dallara F320 Spiess	Cryptotower Racing Team	1:38.034	170.9
6	16:15:52.204	9:54.204	20	Cryptotower Racing Team	● JPN	Yifei Ye	🇨🇳 CHN		Dallara F320 Spiess	Cryptotower Racing Team	1:38.008	170.9
7	16:17:30.086	11:32.086	20	Cryptotower Racing Team	● JPN	Yifei Ye	🇨🇳 CHN		Dallara F320 Spiess	Cryptotower Racing Team	1:37.882	171.2
8	16:19:07.850	13:09.850	20	Cryptotower Racing Team	● JPN	Yifei Ye	🇨🇳 CHN		Dallara F320 Spiess	Cryptotower Racing Team	1:37.764	171.4
9	16:20:45.399	14:47.399	20	Cryptotower Racing Team	● JPN	Yifei Ye	🇨🇳 CHN		Dallara F320 Spiess	Cryptotower Racing Team	1:37.549	171.7
14	16:28:53.620	22:55.620	20	Cryptotower Racing Team	● JPN	Yifei Ye	🇨🇳 CHN		Dallara F320 Spiess	Cryptotower Racing Team	1:37.318	172.1
16	16:32:08.061	26:10.061	20	Cryptotower Racing Team	● JPN	Yifei Ye	🇨🇳 CHN		Dallara F320 Spiess	Cryptotower Racing Team	1:37.115	172.5



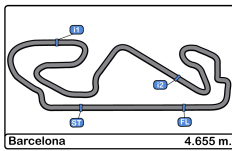


Circuito de Barcelona
Euroformula Open
Race - 2
Event Best Maximum Speed



Nº	Entrant	Nat	Driver	Nat	Cat	Clas	Chassis - Engine	Team	Km/h	Session
31	Carlin		Zane Maloney		R	1	Dallara F320 Spiess	Carlin	246.5	Race - 2
6	Carlin		Ido Cohen				Dallara F320 Spiess	Carlin	246.5	Race - 2
34	DRIVEX		Rafael Villagomez		R	2	Dallara F320 HWA	DRIVEX	245.4	Race - 2
33	Team Motopark		Manuel Maldonado				Dallara F320 Spiess	Team Motopark	244.3	Race - 2
26	Double R		Louis Foster				Dallara F320 HWA	Double R	243.7	Race - 1
25	Van Amersfoort Racing		Alexandre Bardion				Dallara F320 HWA	Van Amersfoort Racing	243.7	Race - 2
15	Van Amersfoort Racing		Sebastian Estner		R	3	Dallara F320 HWA	Van Amersfoort Racing	243.7	Race - 2
69	Cryptotower Racing Team		Lukas Dunner				Dallara F320 Spiess	Cryptotower Racing Team	243.7	Race - 2
99	Cryptotower Racing Team		Rui Andrade				Dallara F320 Spiess	Cryptotower Racing Team	242.6	Race - 1
4	Team Motopark		Niklas Krütten		R	4	Dallara F320 Spiess	Team Motopark	242.1	Race - 2
16	Van Amersfoort Racing		Andreas Estner				Dallara F320 HWA	Van Amersfoort Racing	241.6	Free Practice - 2
28	Team Motopark		Cameron Das				Dallara F320 Spiess	Team Motopark	241.0	Race - 1
8	Double R		Matthias Lüthen		R	5	Dallara F320 HWA	Double R	240.5	Qualifying - 1
12	DRIVEX		Glenn Van Berlo		R	6	Dallara F320 HWA	DRIVEX	240.0	Qualifying - 2
20	Cryptotower Racing Team		Yifei Ye				Dallara F320 Spiess	Cryptotower Racing Team	239.4	Qualifying - 1





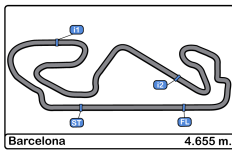
Circuito de Barcelona
Euroformula Open
Race - 2
Lap Chart



LAP

Nr	Po	Grid	1	2	3	4	5	6	7	8	9	10	11	12	13	14	15	16	17	18
20	1	20	20	20	20	20	20	20	20	20	20	20	20	20	20	20	20	20	20	20
28	2	28	28	28	28	28	28	28	28	28	28	28	28	28	28	28	28	28	28	28
69	3	69	16	16	16	16	16	16	16	16	16	16	16	16	16	16	16	16	16	16
16	4	16	33	33	33	33	33	33	33	33	33	33	33	33	33	33	33	33	33	33
33	5	33	69	69	69	69	69	69	69	69	69	69	69	69	69	69	69	69	69	69
4	6	4	4	12	12	12	12	12	12	12	12	12	12	12	12	12	12	12	12	12
15	7	15	12	4	4	4	4	4	4	4	4	4	4	4	4	4	4	4	4	4
12	8	12	26	26	26	26	26	26	26	26	26	26	26	26	26	26	26	26	26	26
31	9	31	31	31	31	31	31	31	31	31	31	31	31	31	31	31	31	31	31	31
26	10	26	15	15	15	15	15	15	15	15	15	15	15	15	15	15	15	15	15	15
6	11	6	6	6	6	6	6	6	6	6	6	6	6	6	6	6	6	6	6	6
99	12	99	99	99	99	99	99	99	99	99	99	99	99	99	99	99	99	99	99	99
25	13	25	25	25	25	25	25	25	25	34	34	34	34	34	34	34	34	34	34	34
34	14	34	34	34	34	34	34	34	34	25	25	25	25	25	25	25	25	25	25	25
8	15	8	8	8	8	8	8	8	8	8	8	8	8	8	8	8	8	8	8	8

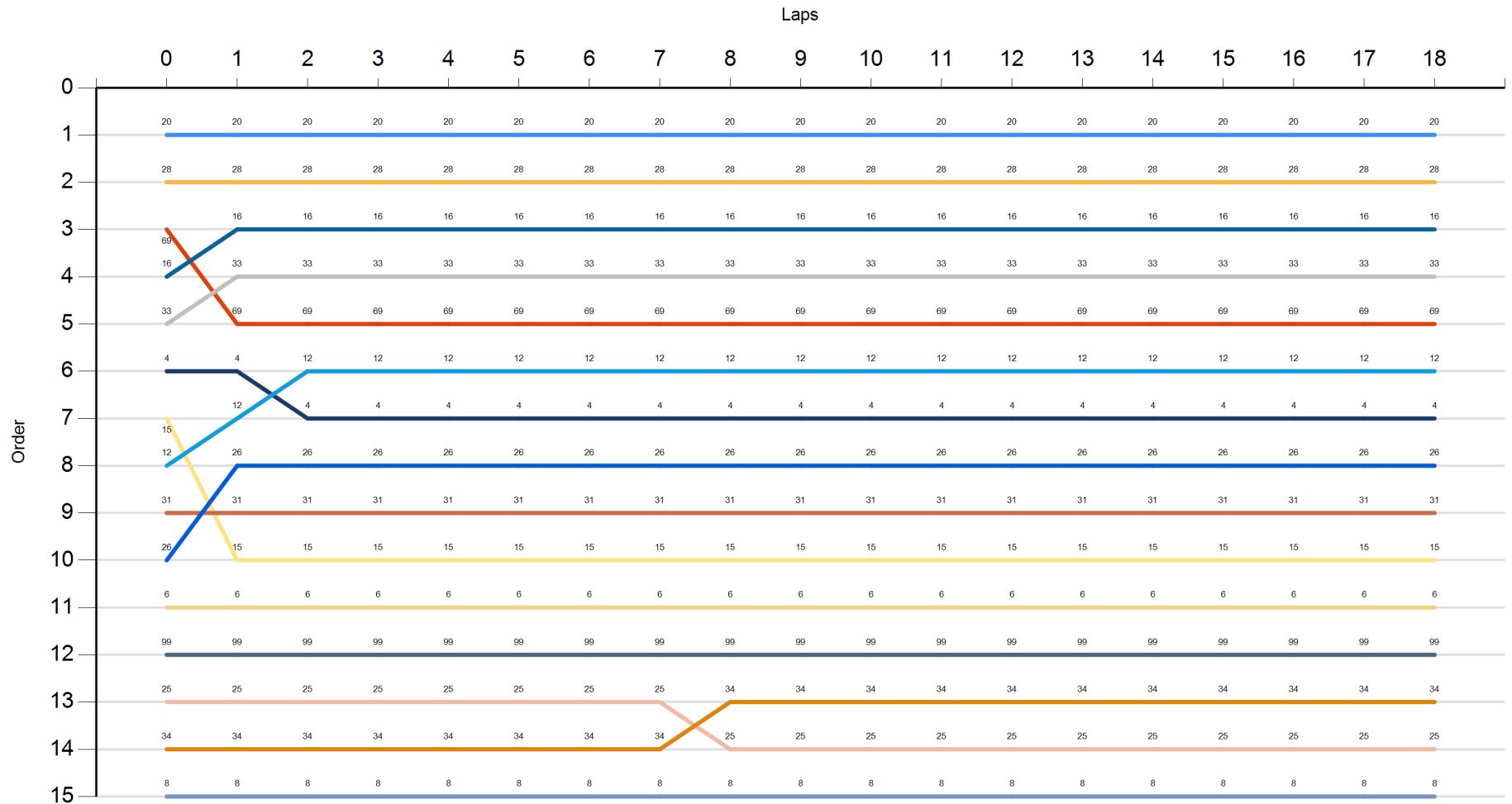


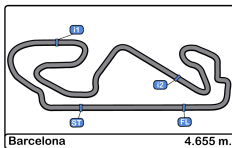


Circuito de Barcelona
Euroformula Open
Race - 2
Graphic Lap Chart



- 20
- 28
- 69
- 16
- 33
- 4
- 15
- 12
- 31
- 26
- 6
- 99
- 25
- 34
- 8



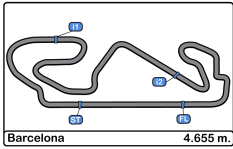


Circuit de Barcelona
 Euroformula Open
 Race - 2
 Pit Stop Analysis



Nr.	In Day Time	Entrant	Nat	Driver	Nat	Cat	Chassis - Engine	Team	In Time	Stop N°	Pit Time	Handicap	Penalty
-----	-------------	---------	-----	--------	-----	-----	------------------	------	---------	---------	----------	----------	---------





Circuito de Barcelona
Euroformula Open
Race - 2
Weather Report

