

Circuito de Barcelona
Euroformula Open
Race - 1
Provisional Results



Cls	Nº	Entrant	Nat	Driver	Nat	Cat	Cls	Chassis - Engine	Team	Laps	Total Time	Gap	Interval	Km/h	Best	Time	Km/h
1	20	Cryptotower Racing Team	●	JPN Yifei Ye	●	CHN		Dallara F320 Spiess	Cryptotower Racing Team	18	29:19.420			171.4	6	1:37.154	172.4
2	69	Cryptotower Racing Team	●	JPN Lukas Dunner	●	AUT		Dallara F320 Spiess	Cryptotower Racing Team	18	29:24.307	4.887	4.887	170.9	7	1:37.466	171.9
3	4	Team Motopark	●	DEU Niklas Krütten	●	DEU	R 1	Dallara F320 Spiess	Team Motopark	18	29:36.129	16.709	11.822	169.8	3	1:37.808	171.3
4	31	Carlin	●	GBR Zane Maloney	●	GBR	R 2	Dallara F320 Spiess	Carlin	18	29:36.859	17.439	0.730	169.7	7	1:38.133	170.7
5	33	Team Motopark	●	DEU Manuel Maldonado	●	VEN		Dallara F320 Spiess	Team Motopark	18	29:39.016	19.596	2.157	169.5	3	1:38.192	170.6
6	12	DRIVEX	●	ESP Glenn Van Berlo	●	NLD	R 3	Dallara F320 HWA	DRIVEX	18	29:41.025	21.605	2.009	169.3	7	1:38.225	170.6
7	28	Team Motopark	●	DEU Cameron Das	●	USA		Dallara F320 Spiess	Team Motopark	18	29:43.953	24.533	2.928	169.0	9	1:38.162	170.7
8	26	Double R	●	GBR Louis Foster	●	GBR		Dallara F320 HWA	Double R	18	29:48.300	28.880	4.347	168.6	9	1:38.090	170.8
9	99	Cryptotower Racing Team	●	JPN Rui Andrade	●	AGO		Dallara F320 Spiess	Cryptotower Racing Team	18	29:49.173	29.753	0.873	168.5	12	1:38.337	170.4
10	6	Carlin	●	GBR Ido Cohen	●	ISR		Dallara F320 Spiess	Carlin	18	29:51.108	31.688	1.935	168.4	12	1:38.357	170.3
11	25	Van Amersfoort Racing	●	NLD Alexandre Bardinon	●	FRA		Dallara F320 HWA	Van Amersfoort Racing	18	29:55.202	35.782	4.094	168.0	5	1:38.573	170.0
12	34	DRIVEX	●	ESP Rafael Villagomez	●	MEX	R 4	Dallara F320 HWA	DRIVEX	18	29:58.522	39.102	3.320	167.7	5	1:38.590	169.9
13	8	Double R	●	GBR Matthias Lüthen	●	DEU	R 5	Dallara F320 HWA	Double R	18	30:19.758	1:00.338	21.236	165.7	3	1:39.194	168.9
14	15	Van Amersfoort Racing	●	NLD Sebastian Estner	●	DEU	R 6	Dallara F320 HWA	Van Amersfoort Racing	18	30:37.830	1:18.410	18.072	164.1	4	1:37.487	171.8
15	16	Van Amersfoort Racing	●	NLD Andreas Estner	●	DEU		Dallara F320 HWA	Van Amersfoort Racing	17	29:54.285	1 Lap	1 Lap	158.7	15	1:38.029	170.9

Fastest lap Yifei Ye in 1:37.154 at 172.5 Km/h in lap 6

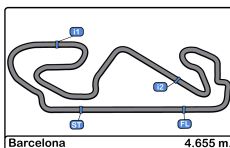
CAR #16 - 2 SECONDS TIME PENALTY ADDED TO RACE TIME - REJOINING T2 BEFORE THE BOLARD

Published at:.....

Track Temp: 29.5 °C Air Temp: 21.4 °C Humidity: 53 % Track Status: DRY

Stewards:	Race Director:	Timekeeper: 
-----------	----------------	---





Circuito de Barcelona
Euroformula Open
Race - 1
Provisional Results by Class




Cls	Nº	Entrant	Nat	Driver	Nat	Cat	Cls	Chassis - Engine	Team	Laps	Total Time	Gap	Interval	Km/h	Best	Time	Km/h	
1	20	Cryptotower Racing	●	JPN Yifei Ye	●	CHN		Dallara F320 Spiess	Cryptotower Racing	18	29:19.420			171.4	6	1:37.154	172.4	
2	69	Cryptotower Racing	●	JPN Lukas Dunner	●	AUT		Dallara F320 Spiess	Cryptotower Racing	18	29:24.307	4.887	4.887	170.9	7	1:37.466	171.9	
3	33	Team Motopark	●	DEU Manuel Maldonado	●	VEN		Dallara F320 Spiess	Team Motopark	18	29:39.016	19.596	14.709	169.5	3	1:38.192	170.6	
4	28	Team Motopark	●	DEU Cameron Das	●	USA		Dallara F320 Spiess	Team Motopark	18	29:43.953	24.533	4.937	169.0	9	1:38.162	170.7	
5	26	Double R	●	GBR Louis Foster	●	GBR		Dallara F320 HWA	Double R	18	29:48.300	28.880	4.347	168.6	9	1:38.090	170.8	
6	99	Cryptotower Racing	●	JPN Rui Andrade	●	AGO		Dallara F320 Spiess	Cryptotower Racing	18	29:49.173	29.753	0.873	168.5	12	1:38.337	170.4	
7	6	Carlin	●	GBR Ido Cohen	●	ISR		Dallara F320 Spiess	Carlin	18	29:51.108	31.688	1.935	168.4	12	1:38.357	170.3	
8	25	Van Amersfoort	●	NLD Alexandre Bardinon	●	FRA		Dallara F320 HWA	Van Amersfoort	18	29:55.202	35.782	4.094	168.0	5	1:38.573	170.0	
9	16	Van Amersfoort	●	NLD Andreas Estner	●	DEU		Dallara F320 HWA	Van Amersfoort	17	29:54.285	1 Lap	1 Lap	158.7	15	1:38.029	170.9	
Rookie																		
1	4	Team Motopark	●	DEU Niklas Krütten	●	DEU	R	1	Dallara F320 Spiess	Team Motopark	18	29:36.129			169.8	3	1:37.808	171.3
2	31	Carlin	●	GBR Zane Maloney	●	BRB	R	2	Dallara F320 Spiess	Carlin	18	29:36.859	17.439	0.730	169.7	7	1:38.133	170.7
3	12	DRIVEX	●	ESP Glenn Van Berlo	●	NLD	R	3	Dallara F320 HWA	DRIVEX	18	29:41.025	21.605	4.166	169.3	7	1:38.225	170.6
4	34	DRIVEX	●	ESP Rafael Villagomez	●	MEX	R	4	Dallara F320 HWA	DRIVEX	18	29:58.522	39.102	17.497	167.7	5	1:38.590	169.9
5	8	Double R	●	GBR Matthias Lüthen	●	DEU	R	5	Dallara F320 HWA	Double R	18	30:19.758	1:00.338	21.236	165.7	3	1:39.194	168.9
6	15	Van Amersfoort	●	NLD Sebastian Estner	●	DEU	R	6	Dallara F320 HWA	Van Amersfoort	18	30:37.830	1:18.410	18.072	164.1	4	1:37.487	171.8

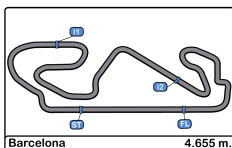
Fastest lap Yifei Ye in 1:37.154 at 172.5 Km/h in lap 6

Published at:.....

Track Temp: **29.5 °C** Air Temp: **21.4 °C** Humidity: **53 %** Track Status: **DRY**

Stewards:	Race Director:	Timekeeper: 
------------------	-----------------------	--





Circuito de Barcelona

Euroformula Open

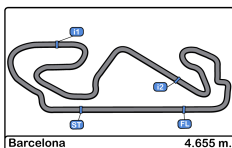
Race - 1

Provisional Classification by Driver Fastest Lap



Clas	Nº	Entrant	Nat	Driver	Nat	Cat	Clas	Chassis - Engine	Team	Laps	Best	Time	Gap	Interval	Km/h
1	20	Cryptotower Racing		Yifei Ye				Dallara F320 Spiess	Cryptotower Racing	18	6	1:37.154			172.4
2	69	Cryptotower Racing		Lukas Dunner				Dallara F320 Spiess	Cryptotower Racing	18	7	1:37.466	0.312	0.312	171.9
3	15	Van Amersfoort Racing		Sebastian Estner		R	1	Dallara F320 HWA	Van Amersfoort Racing	18	4	1:37.487	0.333	0.021	171.8
4	4	Team Motopark		Niklas Krütten		R	2	Dallara F320 Spiess	Team Motopark	18	3	1:37.808	0.654	0.321	171.3
5	16	Van Amersfoort Racing		Andreas Estner				Dallara F320 HWA	Van Amersfoort Racing	17	15	1:38.029	0.875	0.221	170.9
6	26	Double R		Louis Foster				Dallara F320 HWA	Double R	18	9	1:38.090	0.936	0.061	170.8
7	31	Carlin		Zane Maloney		R	3	Dallara F320 Spiess	Carlin	18	7	1:38.133	0.979	0.043	170.7
8	28	Team Motopark		Cameron Das				Dallara F320 Spiess	Team Motopark	18	9	1:38.162	1.008	0.029	170.7
9	33	Team Motopark		Manuel Maldonado				Dallara F320 Spiess	Team Motopark	18	3	1:38.192	1.038	0.030	170.6
10	12	DRIVEX		Glenn Van Berlo		R	4	Dallara F320 HWA	DRIVEX	18	7	1:38.225	1.071	0.033	170.6
11	99	Cryptotower Racing		Rui Andrade				Dallara F320 Spiess	Cryptotower Racing	18	12	1:38.337	1.183	0.112	170.4
12	6	Carlin		Ido Cohen				Dallara F320 Spiess	Carlin	18	12	1:38.357	1.203	0.020	170.3
13	25	Van Amersfoort Racing		Alexandre Bardinon				Dallara F320 HWA	Van Amersfoort Racing	18	5	1:38.573	1.419	0.216	170.0
14	34	DRIVEX		Rafael Villagomez		R	5	Dallara F320 HWA	DRIVEX	18	5	1:38.590	1.436	0.017	169.9
15	8	Double R		Matthias Lüthen		R	6	Dallara F320 HWA	Double R	18	3	1:39.194	2.040	0.604	168.9





Circuit de Barcelona
Euroformula Open
Race - 1
Distance and Speed Average



Clas	Nº	Entrant	Nat	Driver	Nat	Cat	Clas	Chassis - Engine	Team	Laps	Distance	Total Time	Km/h
1	20	Cryptotower Racing Team		Yifei Ye				Dallara F320 Spiess	Cryptotower Racing Team	18	83.79	29:19.420	171.4
2	69	Cryptotower Racing Team		Lukas Dunner				Dallara F320 Spiess	Cryptotower Racing Team	18	83.79	29:24.307	170.9
3	4	Team Motopark		Niklas Krütten		R	1	Dallara F320 Spiess	Team Motopark	18	83.79	29:36.129	169.8
4	31	Carlin		Zane Maloney		R	2	Dallara F320 Spiess	Carlin	18	83.79	29:36.859	169.7
5	33	Team Motopark		Manuel Maldonado				Dallara F320 Spiess	Team Motopark	18	83.79	29:39.016	169.5
6	12	DRIVEX		Glenn Van Berlo		R	3	Dallara F320 HWA	DRIVEX	18	83.79	29:41.025	169.3
7	28	Team Motopark		Cameron Das				Dallara F320 Spiess	Team Motopark	18	83.79	29:43.953	169.0
8	26	Double R		Louis Foster				Dallara F320 HWA	Double R	18	83.79	29:48.300	168.6
9	99	Cryptotower Racing Team		Rui Andrade				Dallara F320 Spiess	Cryptotower Racing Team	18	83.79	29:49.173	168.5
10	6	Carlin		Ido Cohen				Dallara F320 Spiess	Carlin	18	83.79	29:51.108	168.4
11	25	Van Amersfoort Racing		Alexandre Bardinon				Dallara F320 HWA	Van Amersfoort Racing	18	83.79	29:55.202	168.0
12	34	DRIVEX		Rafael Villagomez		R	4	Dallara F320 HWA	DRIVEX	18	83.79	29:58.522	167.7
13	8	Double R		Matthias Lüthen		R	5	Dallara F320 HWA	Double R	18	83.79	30:19.758	165.7
14	15	Van Amersfoort Racing		Sebastian Estner		R	6	Dallara F320 HWA	Van Amersfoort Racing	18	83.79	30:37.830	164.1
15	16	Van Amersfoort Racing		Andreas Estner				Dallara F320 HWA	Van Amersfoort Racing	17	79.13	29:54.285	158.7





Circuit de Barcelona
Euroformula Open
Race - 1
Lap Analysis



4

Niklas Krütten

Dallara F320 Spiess **8**

Matthias Lüthen

Dallara F320 HWA

R

Team Motopark

R

Double R

Lap	D	Time	Sector 1	Sector 2	Sector 3	T. Spd	Elapsed	Lap	D	Time	Sector 1	Sector 2	Sector 3	T. Spd	Elapsed
1		1:43.574	33.469	37.587	32.518	213.0	1:43.574	1		1:49.992	37.062	39.327	33.603	220.4	1:49.992
2		1:38.263	29.231	36.768	32.264	233.2	3:21.837	2		1:40.028	29.225	37.787	33.016	238.9	3:30.020
3		1:37.808	28.996	36.685	32.127	234.7	4:59.645	3		1:39.194	28.992	37.383	32.819	237.3	5:09.214
4		1:37.998	28.950	36.816	32.232	235.8	6:37.643	4		1:40.993	29.820	38.120	33.053	236.3	6:50.207
5		1:38.350	29.003	36.961	32.386	235.8	8:15.993	5		1:39.392	29.032	37.480	32.880	237.8	8:29.599
6		1:38.180	28.910	36.896	32.374	237.3	9:54.173	6		1:39.733	29.129	37.453	33.151	236.8	10:09.332
7		1:38.254	28.995	36.918	32.341	235.2	11:32.427	7		1:39.538	29.146	37.514	32.878	236.8	11:48.870
8		1:38.191	28.985	36.854	32.352	234.7	13:10.618	8		1:39.881	29.155	37.694	33.032	237.8	13:28.751
9		1:38.214	29.013	36.896	32.305	234.2	14:48.832	9		1:40.007	29.195	37.355	33.457	237.3	15:08.758
10		1:38.444	29.025	36.959	32.460	235.2	16:27.276	10		1:40.382	29.373	37.875	33.134	235.8	16:49.140
11		1:38.512	29.064	37.030	32.418	234.7	18:05.788	11		1:41.140	29.296	38.260	33.584	235.2	18:30.280
12		1:38.329	29.042	36.910	32.377	233.2	19:44.117	12		1:40.703	29.314	38.111	33.278	234.2	20:10.983
13		1:38.626	29.047	37.071	32.508	233.2	21:22.743	13		1:40.636	29.288	37.872	33.476	234.7	21:51.619
14		1:38.530	29.113	36.910	32.507	234.2	23:01.273	14		1:41.023	29.391	37.924	33.708	235.2	23:32.642
15		1:38.977	29.110	37.363	32.504	234.2	24:40.250	15		1:41.249	29.333	38.183	33.733	234.7	25:13.891
16		1:38.565	29.071	37.087	32.407	234.2	26:18.815	16		1:41.839	29.617	38.389	33.833	234.2	26:55.730
17		1:38.583	29.043	36.964	32.576	234.2	27:57.398	17		1:41.449	29.397	38.213	33.839	234.7	28:37.179
18		1:38.731	29.053	37.028	32.650	234.7	29:36.129	18		1:42.579	29.658	38.772	34.149	235.2	30:19.758

6

Ido Cohen

Dallara F320 Spiess **12**

Glenn Van Berlo

Dallara F320 HWA

Carlin

R

DRIVEX

Lap	D	Time	Sector 1	Sector 2	Sector 3	T. Spd	Elapsed	Lap	D	Time	Sector 1	Sector 2	Sector 3	T. Spd	Elapsed
1		1:48.943	36.249	39.170	33.524	215.5	1:48.943	1		1:46.054	34.998	38.043	33.013	216.4	1:46.054
2		1:39.555	28.918	37.369	33.268	240.5	3:28.498	2		1:38.751	29.179	36.964	32.608	237.3	3:24.805
3		1:39.003	28.908	37.257	32.838	239.4	5:07.501	3		1:38.347	29.053	36.930	32.364	236.8	5:03.152
4		1:38.477	28.756	37.004	32.717	238.9	6:45.978	4		1:38.502	29.011	37.058	32.433	237.3	6:41.654
5		1:38.665	28.598	37.143	32.924	241.6	8:24.643	5		1:38.471	29.017	36.932	32.522	236.8	8:20.125
6		1:38.619	28.701	37.173	32.745	242.6	10:03.262	6		1:38.435	28.922	37.145	32.368	237.8	9:58.560
7		1:39.490	28.837	37.438	33.215	240.0	11:42.752	7		1:38.225	28.930	36.884	32.411	236.8	11:36.785
8		1:40.817	30.029	37.891	32.897	244.8	13:23.569	8		1:38.248	28.981	36.930	32.337	237.3	13:15.033
9		1:38.845	28.815	37.143	32.887	240.0	15:02.414	9		1:38.235	28.928	36.828	32.479	237.3	14:53.268
10		1:38.466	28.784	36.925	32.757	239.4	16:40.880	10		1:38.572	28.960	37.082	32.530	238.4	16:31.840
11		1:38.749	28.762	37.202	32.785	238.9	18:19.629	11		1:38.515	28.958	36.853	32.704	238.4	18:10.355
12		1:38.357	28.738	36.904	32.715	240.0	19:57.986	12		1:38.619	28.919	36.980	32.720	238.4	19:48.974
13		1:38.577	28.719	37.010	32.848	240.0	21:36.563	13		1:38.433	28.879	36.931	32.623	237.8	21:27.407
14		1:38.828	28.655	37.157	33.016	239.4	23:15.391	14		1:38.547	28.917	37.072	32.558	238.4	23:05.954
15		1:38.723	28.700	37.199	32.824	239.4	24:54.114	15		1:38.879	28.894	37.267	32.718	238.4	24:44.833
16		1:38.622	28.739	37.003	32.880	240.5	26:32.736	16		1:38.768	28.991	37.102	32.675	237.3	26:23.601
17		1:38.778	28.753	36.960	33.065	239.4	28:11.514	17		1:38.764	28.937	37.077	32.750	236.8	28:02.365
18		1:39.594	29.002	37.388	33.204	240.0	29:51.108	18		1:38.660	28.932	37.093	32.635	237.3	29:41.025





Circuit de Barcelona
Euroformula Open
Race - 1
Lap Analysis



15

Sebastian Estner

Dallara F320 HWA

20

Yifei Ye

Dallara F320 Spiess

R

Van Amersfoort Racing

Cryptotower Racing Team

Lap	D	Time	Sector 1	Sector 2	Sector 3	T. Spd	Elapsed	Lap	D	Time	Sector 1	Sector 2	Sector 3	T. Spd	Elapsed
1		2:00.392 P	37.883	41.657	40.852	217.3	2:00.392	1		1:41.457	32.441	36.814	32.202	208.0	1:41.457
2		2:29.094	1:19.565	37.096	32.433	187.1	4:29.486	2		1:37.576	29.053	36.542	31.981	233.2	3:19.033
3		1:38.071	29.177	36.588	32.306	233.7	6:07.557	3		1:37.416	28.877	36.464	32.075	234.2	4:56.449
4		1:37.487	28.907	36.500	32.080	234.7	7:45.044	4		1:37.617	28.769	36.625	32.223	236.8	6:34.066
5		1:38.043	28.865	36.597	32.581	235.8	9:23.087	5		1:37.566	28.834	36.701	32.031	237.8	8:11.632
6		1:37.633	28.880	36.570	32.183	234.7	11:00.720	6		1:37.154	28.785	36.486	31.883	235.2	9:48.786
7		1:38.009	28.903	36.834	32.272	235.2	12:38.729	7		1:37.517	28.808	36.580	32.129	235.2	11:26.303
8		1:37.694	28.991	36.611	32.092	235.2	14:16.423	8		1:37.519	28.840	36.605	32.074	234.2	13:03.822
9		1:37.536	28.810	36.422	32.304	235.8	15:53.959	9		1:37.407	28.840	36.505	32.062	233.2	14:41.229
10		1:38.183	28.781	36.912	32.490	235.2	17:32.142	10		1:37.513	28.842	36.483	32.188	234.7	16:18.742
11		1:38.024	28.830	36.777	32.417	234.2	19:10.166	11		1:37.638	28.810	36.680	32.148	234.7	17:56.380
12		1:38.190	28.869	36.690	32.631	234.2	20:48.356	12		1:37.598	28.799	36.544	32.255	233.7	19:33.978
13		1:38.004	28.847	36.678	32.479	235.2	22:26.360	13		1:37.609	28.805	36.585	32.219	234.2	21:11.587
14		1:37.795	28.787	36.652	32.356	235.2	24:04.155	14		1:37.635	28.785	36.583	32.267	235.2	22:49.222
15		1:38.501	28.834	37.142	32.525	235.8	25:42.656	15		1:37.568	28.774	36.606	32.188	235.2	24:26.790
16		1:38.146	28.795	36.693	32.658	235.8	27:20.802	16		1:37.365	28.705	36.474	32.186	235.8	26:04.155
17		1:38.846	28.769	36.643	33.434	235.8	28:59.648	17		1:37.602	28.766	36.565	32.271	234.2	27:41.757
18		1:38.182	28.735	36.767	32.680	236.3	30:37.830	18		1:37.663	28.704	36.670	32.289	235.8	29:19.420

16

Andreas Estner

Dallara F320 HWA

25

Alexandre Bardinon

Dallara F320 HWA

Van Amersfoort Racing

Van Amersfoort Racing

Lap	D	Time	Sector 1	Sector 2	Sector 3	T. Spd	Elapsed	Lap	D	Time	Sector 1	Sector 2	Sector 3	T. Spd	Elapsed
1		2:23.502 P	38.852	51.733	52.917	209.3	2:23.502	1		1:47.941	35.410	38.656	33.875	214.7	1:47.941
2		2:30.984	1:20.164	38.279	32.541	172.5	4:54.486	2		1:39.286	29.154	37.421	32.711	238.4	3:27.227
3		1:38.407	29.262	36.808	32.337	231.2	6:32.893	3		1:38.754	28.966	37.011	32.777	237.3	5:05.981
4		1:42.047	30.102	39.348	32.597	232.7	8:14.940	4		1:38.849	28.934	37.251	32.664	237.8	6:44.830
5		1:40.506	30.862	37.030	32.614	236.3	9:55.446	5		1:38.573	28.881	37.061	32.631	238.9	8:23.403
6		1:38.055	28.901	36.669	32.485	237.8	11:33.501	6		1:38.965	28.963	37.086	32.916	238.4	10:02.368
7		1:46.065	28.843	40.462	36.760	239.4	13:19.566	7		1:39.964	29.160	37.169	33.635	237.8	11:42.332
8		1:38.722	29.080	36.933	32.709	237.3	14:58.288	8		1:42.362	31.066	38.274	33.022	236.3	13:24.694
9		1:38.187	28.989	36.760	32.438	237.3	16:36.475	9		1:39.206	28.902	37.248	33.056	239.4	15:03.900
10		1:38.093	28.914	36.759	32.420	236.3	18:14.568	10		1:38.802	28.892	37.100	32.810	237.8	16:42.702
11		1:38.534	28.879	37.089	32.566	235.8	19:53.102	11		1:38.925	28.843	37.275	32.807	237.8	18:21.627
12		1:38.256	28.858	36.795	32.603	236.3	21:31.358	12		1:38.593	28.839	36.993	32.761	237.8	20:00.220
13		1:40.021	28.760	37.950	33.311	238.4	23:11.379	13		1:38.687	28.853	37.090	32.744	238.9	21:38.907
14		1:38.205	28.888	36.736	32.581	237.3	24:49.584	14		1:39.156	28.960	37.395	32.801	237.3	23:18.063
15		1:38.029	28.871	36.672	32.486	237.8	26:27.613	15		1:39.243	28.932	37.286	33.025	238.9	24:57.306
16		1:38.532	28.812	36.995	32.725	237.3	28:06.145	16		1:39.751	28.825	37.766	33.160	238.4	26:37.057
17		1:46.140 P	28.703	38.361	39.076	238.9	29:52.285	17		1:39.038	28.934	37.230	32.874	237.8	28:16.095
								18		1:39.107	28.953	37.226	32.928	238.9	29:55.202





Circuit de Barcelona
Euroformula Open
Race - 1
Lap Analysis



26

Louis Foster

Dallara F320 HWA

31

Zane Maloney

Dallara F320 Spiess

Double R R Carlin

Lap	D	Time	Sector 1	Sector 2	Sector 3	T. Spd	Elapsed	Lap	D	Time	Sector 1	Sector 2	Sector 3	T. Spd	Elapsed
1		1:47.160	35.605	38.684	32.871	217.3	1:47.160	1		1:44.249	33.845	37.781	32.623	212.1	1:44.249
2		1:38.695	29.098	37.112	32.485	238.4	3:25.855	2		1:38.530	29.089	36.917	32.524	238.4	3:22.779
3		1:38.443	28.835	37.032	32.576	240.5	5:04.298	3		1:38.214	28.970	36.844	32.400	237.3	5:00.993
4		1:38.898	28.931	37.312	32.655	243.7	6:43.196	4		1:39.064	29.470	37.141	32.453	237.8	6:40.057
5		1:38.285	28.719	36.952	32.614	240.0	8:21.481	5		1:38.385	29.065	36.971	32.349	237.3	8:18.442
6		1:38.364	28.620	37.046	32.698	240.0	9:59.845	6		1:38.258	28.962	36.954	32.342	237.8	9:56.700
7		1:38.531	28.685	37.118	32.728	241.6	11:38.376	7		1:38.133	28.888	36.840	32.405	238.9	11:34.833
8		1:38.577	28.728	37.208	32.641	241.6	13:16.953	8		1:38.259	28.865	36.904	32.490	240.5	13:13.092
9		1:38.090	28.703	36.876	32.511	239.4	14:55.043	9		1:38.195	28.926	36.803	32.466	237.8	14:51.287
10		1:38.234	28.672	36.939	32.623	240.5	16:33.277	10		1:38.460	28.989	36.895	32.576	237.8	16:29.747
11		1:38.528	28.654	37.159	32.715	241.6	18:11.805	11		1:38.354	28.988	36.914	32.452	237.8	18:08.101
12		1:38.327	28.704	36.944	32.679	239.4	19:50.132	12		1:38.341	28.960	36.932	32.449	236.8	19:46.442
13		1:38.856	28.654	37.118	33.084	240.5	21:28.988	13		1:38.192	28.886	36.843	32.463	237.3	21:24.634
14		1:38.280	28.702	36.991	32.587	239.4	23:07.268	14		1:38.327	28.943	36.927	32.457	238.4	23:02.961
15		1:38.375	28.658	36.934	32.783	239.4	24:45.643	15		1:38.454	28.918	36.990	32.546	238.9	24:41.415
16		1:38.539	28.605	37.047	32.887	240.5	26:24.182	16		1:38.615	28.845	37.101	32.669	240.5	26:20.030
17		1:38.874	28.623	37.078	33.173	242.1	28:03.056	17		1:38.332	28.866	36.876	32.590	240.0	27:58.362
18		1:45.244	34.610	37.541	33.093	242.6	29:48.300	18		1:38.497	28.797	37.055	32.645	240.0	29:36.859

28

Cameron Das

Dallara F320 Spiess

33

Manuel Maldonado

Dallara F320 Spiess

Team Motopark Team Motopark

Lap	D	Time	Sector 1	Sector 2	Sector 3	T. Spd	Elapsed	Lap	D	Time	Sector 1	Sector 2	Sector 3	T. Spd	Elapsed
1		1:46.416	35.129	38.415	32.872	206.8	1:46.416	1		1:45.420	34.790	37.965	32.665	210.1	1:45.420
2		1:38.802	29.142	37.222	32.438	240.5	3:25.218	2		1:38.492	29.013	36.987	32.492	236.3	3:23.912
3		1:38.631	28.880	37.092	32.659	240.5	5:03.849	3		1:38.192	28.984	36.796	32.412	236.3	5:02.104
4		1:38.478	29.041	36.872	32.565	237.3	6:42.327	4		1:38.487	28.972	36.939	32.576	237.3	6:40.591
5		1:38.346	28.742	37.023	32.581	238.9	8:20.673	5		1:38.508	28.864	37.123	32.521	240.0	8:19.099
6		1:38.553	28.798	37.203	32.552	241.0	9:59.226	6		1:38.287	28.746	36.970	32.571	239.4	9:57.386
7		1:38.446	28.746	37.241	32.459	238.9	11:37.672	7		1:38.255	28.726	36.996	32.533	238.9	11:35.641
8		1:38.299	28.778	36.956	32.565	238.9	13:15.971	8		1:38.352	28.725	37.001	32.626	238.4	13:13.993
9		1:38.162	28.774	36.910	32.478	237.8	14:54.133	9		1:38.350	28.723	36.995	32.632	235.2	14:52.343
10		1:38.595	28.825	37.033	32.737	238.4	16:32.728	10		1:38.807	28.971	37.070	32.766	237.8	16:31.150
11		1:38.276	28.838	36.864	32.574	239.4	18:11.004	11		1:38.568	28.935	37.023	32.610	235.8	18:09.718
12		1:38.446	28.758	37.002	32.686	239.4	19:49.450	12		1:38.522	28.880	36.929	32.713	235.2	19:48.240
13		1:40.283	28.824	37.349	34.110	240.5	21:29.733	13		1:38.370	28.876	36.886	32.608	236.8	21:26.610
14		1:38.517	28.837	37.038	32.642	238.9	23:08.250	14		1:38.483	28.886	36.960	32.637	236.8	23:05.093
15		1:38.823	28.920	37.192	32.711	239.4	24:47.073	15		1:38.511	28.838	37.015	32.658	236.8	24:43.604
16		1:38.575	28.787	37.024	32.764	237.3	26:25.648	16		1:38.420	28.877	36.962	32.581	236.8	26:22.024
17		1:38.545	28.822	36.938	32.785	236.8	28:04.193	17		1:38.439	28.818	36.975	32.646	236.8	28:00.463
18		1:39.760	29.483	37.669	32.608	238.9	29:43.953	18		1:38.553	28.771	37.012	32.770	237.8	29:39.016





Circuit de Barcelona
Euroformula Open
Race - 1
Lap Analysis



34

Rafael Villagomez

Dallara F320 HWA

99

Rui Andrade

Dallara F320 Spiess

R

DRIVEX

Cryptotower Racing Team

Lap	D	Time	Sector 1	Sector 2	Sector 3	T. Spd	Elapsed	Lap	D	Time	Sector 1	Sector 2	Sector 3	T. Spd	Elapsed
1		1:49.406	36.689	39.105	33.612	227.3	1:49.406	1		1:48.504	35.461	39.684	33.359	218.1	1:48.504
2		1:39.593	29.323	37.209	33.061	240.0	3:28.999	2		1:39.302	29.086	37.314	32.902	236.3	3:27.806
3		1:40.853	28.878	39.017	32.958	244.3	5:09.852	3		1:38.609	28.915	37.051	32.643	240.0	5:06.415
4		1:39.009	29.065	37.254	32.690	241.0	6:48.861	4		1:38.936	28.899	37.311	32.726	240.0	6:45.351
5		1:38.590	28.869	37.045	32.676	240.5	8:27.451	5		1:38.673	28.874	37.097	32.702	238.9	8:24.024
6		1:38.714	28.914	37.178	32.622	238.9	10:06.165	6		1:38.590	28.833	37.149	32.608	238.9	10:02.614
7		1:40.869	28.900	38.844	33.125	241.6	11:47.034	7		1:39.859	29.277	37.278	33.304	242.6	11:42.473
8		1:39.243	29.308	37.183	32.752	240.5	13:26.277	8		1:40.071	30.235	37.387	32.449	236.3	13:22.544
9		1:38.796	28.921	37.033	32.842	240.0	15:05.073	9		1:38.444	28.853	36.937	32.654	236.3	15:00.988
10		1:38.737	28.850	37.194	32.693	241.6	16:43.810	10		1:38.585	28.876	36.947	32.762	236.8	16:39.573
11		1:39.189	28.824	37.066	33.299	243.2	18:22.999	11		1:39.115	29.110	37.334	32.671	235.8	18:18.688
12		1:40.199	30.217	37.186	32.796	239.4	20:03.198	12		1:38.337	28.841	36.905	32.591	235.2	19:57.025
13		1:39.124	28.925	37.097	33.102	237.3	21:42.322	13		1:38.530	28.783	37.055	32.692	234.7	21:35.555
14		1:39.386	29.075	37.249	33.062	240.0	23:21.708	14		1:38.460	28.819	37.033	32.608	235.2	23:14.015
15		1:39.204	28.966	37.175	33.063	237.3	25:00.912	15		1:39.042	29.380	37.011	32.651	235.8	24:53.057
16		1:38.888	28.938	37.017	32.933	237.8	26:39.800	16		1:38.451	28.857	36.992	32.602	234.7	26:31.508
17		1:38.766	28.889	36.931	32.946	238.4	28:18.566	17		1:38.570	28.900	36.959	32.711	236.3	28:10.078
18		1:39.956	28.800	37.843	33.313	240.0	29:58.522	18		1:39.095	28.960	37.182	32.953	235.8	29:49.173

69

Lukas Dunner

Dallara F320 Spiess

Cryptotower Racing Team

Lap	D	Time	Sector 1	Sector 2	Sector 3	T. Spd	Elapsed
1		1:42.313	33.058	37.034	32.221	207.2	1:42.313
2		1:37.789	28.917	36.649	32.223	236.3	3:20.102
3		1:37.614	28.835	36.565	32.214	236.3	4:57.716
4		1:37.693	28.851	36.554	32.288	237.8	6:35.409
5		1:37.941	28.714	36.994	32.233	237.8	8:13.350
6		1:37.863	28.919	36.783	32.161	236.8	9:51.213
7		1:37.466	28.778	36.590	32.098	236.8	11:28.679
8		1:37.688	28.817	36.637	32.234	236.3	13:06.367
9		1:37.718	28.732	36.753	32.233	236.8	14:44.085
10		1:37.746	28.817	36.649	32.280	236.8	16:21.831
11		1:37.597	28.798	36.612	32.187	235.8	17:59.428
12		1:37.987	28.792	36.753	32.442	235.8	19:37.415
13		1:37.790	28.832	36.686	32.272	235.8	21:15.205
14		1:37.823	28.898	36.632	32.293	236.3	22:53.028
15		1:37.719	28.788	36.645	32.286	236.8	24:30.747
16		1:37.662	28.690	36.692	32.280	236.8	26:08.409
17		1:37.827	28.756	36.733	32.338	235.8	27:46.236
18		1:38.071	28.772	36.740	32.559	236.8	29:24.307





Circuit de Barcelona
Euroformula Open
Race - 1
Analysis by Lap



Num	Lap Time	Gap	Num	Lap Time	Gap	Num	Lap Time	Gap	Num	Lap Time	Gap	Num	Lap Time	Gap
Lap 1			12	1:38.347	06.703	34	1:38.590	15.819	Lap 8			12	1:38.572	13.098
20	1:41.457		28	1:38.631	07.400	8	1:39.392	17.967	20	1:37.519		28	1:38.595	13.986
69	1:42.313	00.856	26	1:38.443	07.849	15	1:38.043	1:11.455	69	1:37.688	02.545	26	1:38.234	14.535
4	1:43.574	02.117	25	1:38.754	09.532	Num Lap Time Gap			4	1:38.191	06.796	16	1:38.187	1 Lap
31	1:44.249	02.792	99	1:38.609	09.966	Lap 6			31	1:38.259	09.270	99	1:38.585	20.831
33	1:45.420	03.963	6	1:39.003	11.052	20	1:37.154		33	1:38.352	10.171	6	1:38.466	22.138
12	1:46.054	04.597	8	1:39.194	12.765	69	1:37.863	02.427	12	1:38.248	11.211	25	1:38.802	23.960
28	1:46.416	04.959	34	1:40.853	13.403	4	1:38.180	05.387	28	1:38.299	12.149	34	1:38.737	25.068
26	1:47.160	05.703	15	1:38.071	1:11.108	16	1:40.506	1 Lap	26	1:38.577	13.131	8	1:40.382	30.398
25	1:47.941	06.484	16	1:38.407	1:36.444	31	1:38.258	07.914	16	1:46.065	1 Lap	15	1:38.183	1:13.400
99	1:48.504	07.047	Num Lap Time Gap			33	1:38.287	08.600	99	1:40.071	18.722	Num Lap Time Gap		
6	1:48.943	07.486	Lap 4			12	1:38.435	09.774	6	1:40.817	19.747	Lap 11		
34	1:49.406	07.949	20	1:37.617		28	1:38.553	10.440	25	1:42.362	20.872	20	1:37.638	
8	1:49.992	08.535	69	1:37.693	01.343	26	1:38.364	11.059	34	1:39.243	22.455	69	1:37.597	03.048
15	2:00.392	18.935	4	1:37.998	03.577	25	1:38.965	13.582	8	1:39.881	24.929	4	1:38.512	09.408
16	2:23.502	42.045	31	1:39.064	05.991	99	1:38.590	13.828	15	1:37.694	1:12.601	31	1:38.354	11.721
Num Lap Time Gap			33	1:38.487	06.525	6	1:38.619	14.476	Num Lap Time Gap			33	1:38.568	13.338
Lap 2			12	1:38.502	07.588	34	1:38.714	17.379	Lap 9			12	1:38.515	13.975
20	1:37.576		28	1:38.478	08.261	8	1:39.733	20.546	20	1:37.407		28	1:38.276	14.624
69	1:37.789	01.069	26	1:38.898	09.130	15	1:37.633	1:11.934	69	1:37.718	02.856	26	1:38.528	15.425
4	1:38.263	02.804	25	1:38.849	10.764	Num Lap Time Gap			4	1:38.214	07.603	16	1:38.093	1 Lap
31	1:38.530	03.746	99	1:38.936	11.285	Lap 7			31	1:38.195	10.058	99	1:39.115	22.308
33	1:38.492	04.879	6	1:38.477	11.912	20	1:37.517		33	1:38.350	11.114	6	1:38.749	23.249
12	1:38.751	05.772	34	1:39.009	14.795	69	1:37.466	02.376	12	1:38.235	12.039	25	1:38.925	25.247
28	1:38.802	06.185	8	1:40.993	16.141	4	1:38.254	06.124	28	1:38.162	12.904	34	1:39.189	26.619
26	1:38.695	06.822	15	1:37.487	1:10.978	16	1:38.055	1 Lap	26	1:38.090	13.814	8	1:41.140	33.900
25	1:39.286	08.194	Num Lap Time Gap			31	1:38.133	08.530	16	1:38.722	1 Lap	15	1:38.024	1:13.786
99	1:39.302	08.773	Lap 5			33	1:38.255	09.338	99	1:38.444	19.759	Num Lap Time Gap		
6	1:39.555	09.465	20	1:37.566		12	1:38.225	10.482	6	1:38.845	21.185	Lap 12		
34	1:39.593	09.966	69	1:37.941	01.718	28	1:38.446	11.369	25	1:39.206	22.671	20	1:37.598	
8	1:40.028	10.987	16	1:42.047	1 Lap	26	1:38.531	12.073	34	1:38.796	23.844	69	1:37.987	03.437
15	2:29.094	1:10.453	4	1:38.350	04.361	25	1:39.964	16.029	8	1:40.007	27.529	4	1:38.329	10.139
16	2:30.984	1:35.453	31	1:38.385	06.810	99	1:39.859	16.170	15	1:37.536	1:12.730	31	1:38.341	12.464
Num Lap Time Gap			33	1:38.508	07.467	6	1:39.490	16.449	Num Lap Time Gap			33	1:38.522	14.262
Lap 3			12	1:38.471	08.493	34	1:40.869	20.731	Lap 10			12	1:38.619	14.996
20	1:37.416		28	1:38.346	09.041	8	1:39.538	22.567	20	1:37.513		28	1:38.446	15.472
69	1:37.614	01.267	26	1:38.285	09.849	15	1:38.009	1:12.426	69	1:37.746	03.089	26	1:38.327	16.154
4	1:37.808	03.196	25	1:38.573	11.771				4	1:38.444	08.534	16	1:38.534	1 Lap
31	1:38.214	04.544	99	1:38.673	12.392				31	1:38.460	11.005	99	1:38.337	23.047
33	1:38.192	05.655	6	1:38.665	13.011				33	1:38.807	12.408	6	1:38.357	24.008





Circuit de Barcelona
Euroformula Open
Race - 1
Analysis by Lap



Num	Lap Time	Gap
25	1:38.593	26.242
34	1:40.199	29.220
8	1:40.703	37.005
15	1:38.190	1:14.378

Lap 13

Num	Lap Time	Gap
20	1:37.609	
69	1:37.790	03.618
4	1:38.626	11.156
31	1:38.192	13.047
33	1:38.370	15.023
12	1:38.433	15.820
26	1:38.856	17.401
28	1:40.283	18.146
16	1:38.256	1 Lap
99	1:38.530	23.968
6	1:38.577	24.976
25	1:38.687	27.320
34	1:39.124	30.735
8	1:40.636	40.032
15	1:38.004	1:14.773

Lap 14

Num	Lap Time	Gap
20	1:37.635	
69	1:37.823	03.806
4	1:38.530	12.051
31	1:38.327	13.739
33	1:38.483	15.871
12	1:38.547	16.732
26	1:38.280	18.046
28	1:38.517	19.028
16	1:40.021	1 Lap
99	1:38.460	24.793
6	1:38.828	26.169
25	1:39.156	28.841
34	1:39.386	32.486
8	1:41.023	43.420
15	1:37.795	1:14.933

Lap 15

Num	Lap Time	Gap
20	1:37.568	
69	1:37.719	03.957
4	1:38.977	13.460
31	1:38.454	14.625
33	1:38.511	16.814
12	1:38.879	18.043
26	1:38.375	18.853
28	1:38.823	20.283
16	1:38.205	1 Lap
99	1:39.042	26.267
6	1:38.723	27.324
25	1:39.243	30.516
34	1:39.204	34.122
8	1:41.249	47.101
15	1:38.501	1:15.866

Lap 16

Num	Lap Time	Gap
20	1:37.365	
69	1:37.662	04.254
4	1:38.565	14.660
31	1:38.615	15.875
33	1:38.420	17.869
12	1:38.768	19.446
26	1:38.539	20.027
28	1:38.575	21.493
16	1:38.029	1 Lap
99	1:38.451	27.353
6	1:38.622	28.581
25	1:39.751	32.902
34	1:38.888	35.645
8	1:41.839	51.575
15	1:38.146	1:16.647

Lap 17

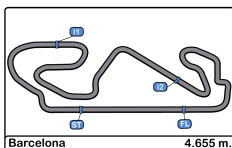
Num	Lap Time	Gap
20	1:37.602	
69	1:37.827	04.479
4	1:38.583	15.641
31	1:38.332	16.605
33	1:38.439	18.706

Num	Lap Time	Gap
12	1:38.764	20.608
26	1:38.874	21.299
28	1:38.545	22.436
16	1:38.532	1 Lap
99	1:38.570	28.321
6	1:38.778	29.757
25	1:39.038	34.338
34	1:38.766	36.809
8	1:41.449	55.422
15	1:38.846	1:17.891

Lap 18

Num	Lap Time	Gap
20	1:37.663	
69	1:38.071	04.887
4	1:38.731	16.709
31	1:38.497	17.439
33	1:38.553	19.596
12	1:38.660	21.605
28	1:39.760	24.533
26	1:45.244	28.880
99	1:39.095	29.753
6	1:39.594	31.688
16	1:46.140	1 Lap
25	1:39.107	35.782
34	1:39.956	39.102
8	1:42.579	1:00.338
15	1:38.182	1:18.410



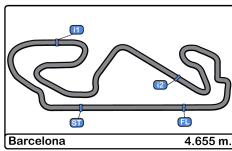


Circuito de Barcelona
Euroformula Open
Race - 1
Best Sectors Results





Sector - 1				Sector - 2				Sector - 3				Ideal Lap vs Best Lap				
Clas	Nº	Driver	Time	Nº	Driver	Time	Nº	Driver	Time	Clas	Nº	Driver	Ideal Lap	Best Lap	Clas	
1	6	Ido Cohen	28.598	15	Sebastian Estner	36.422	20	Yifei Ye	31.883	1	20	Yifei Ye	1:37.051	1:37.154	1	
2	26	Louis Foster	28.605	20	Yifei Ye	36.464	15	Sebastian Estner	32.080	2	15	Sebastian Estner	1:37.237	1:37.487	3	
3	69	Lukas Dunner	28.690	69	Lukas Dunner	36.554	69	Lukas Dunner	32.098	3	69	Lukas Dunner	1:37.342	1:37.466	2	
4	16	Andreas Estner	28.703	16	Andreas Estner	36.669	4	Niklas Krütten	32.127	4	16	Andreas Estner	1:37.709	1:38.029	5	
5	20	Yifei Ye	28.704	4	Niklas Krütten	36.685	16	Andreas Estner	32.337	5	4	Niklas Krütten	1:37.722	1:37.808	4	
6	33	Manuel Maldonado	28.723	33	Manuel Maldonado	36.796	12	Glenn Van Berlo	32.337	6	33	Manuel Maldonado	1:37.931	1:38.192	9	
7	15	Sebastian Estner	28.735	31	Zane Maloney	36.803	31	Zane Maloney	32.342	7	31	Zane Maloney	1:37.942	1:38.133	7	
8	28	Cameron Das	28.742	12	Glenn Van Berlo	36.828	33	Manuel Maldonado	32.412	8	26	Louis Foster	1:37.966	1:38.090	6	
9	99	Rui Andrade	28.783	28	Cameron Das	36.864	28	Cameron Das	32.438	9	28	Cameron Das	1:38.044	1:38.162	8	
10	31	Zane Maloney	28.797	26	Louis Foster	36.876	99	Rui Andrade	32.449	10	12	Glenn Van Berlo	1:38.044	1:38.225	10	
11	34	Rafael Villagomez	28.800	6	Ido Cohen	36.904	26	Louis Foster	32.485	11	99	Rui Andrade	1:38.137	1:38.337	11	
12	25	Alexandre Bardinon	28.825	99	Rui Andrade	36.905	34	Rafael Villagomez	32.622	12	6	Ido Cohen	1:38.217	1:38.357	12	
13	12	Glenn Van Berlo	28.879	34	Rafael Villagomez	36.931	25	Alexandre Bardinon	32.631	13	34	Rafael Villagomez	1:38.353	1:38.590	14	
14	4	Niklas Krütten	28.910	25	Alexandre Bardinon	36.993	6	Ido Cohen	32.715	14	25	Alexandre Bardinon	1:38.449	1:38.573	13	
15	8	Matthias Lüthen	28.992	8	Matthias Lüthen	37.355	8	Matthias Lüthen	32.819	15	8	Matthias Lüthen	1:39.166	1:39.194	15	



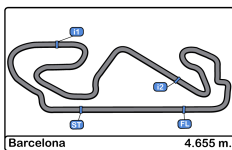


Circuit de Barcelona
Euroformula Open
Race - 1
Leader Sequence



Nº	Entrant	Nat	Driver	Nat	Cat	Chassis	Team	Start Lap	End Lap	Laps	Total Laps
20	Cryptotower Racing	 CHN	Yifei Ye	 CHN		Dallara F320 Spiess	Cryptotower Racing	1	18	18	18



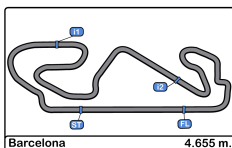


Circuito de Barcelona
Euroformula Open
Race - 1
Best 5 Lap Times



Cls	Nº	Entrant	Nat	Driver	Nat	Cat	Cls	Chassis - Engine	Team	Best 1		Best 2		Best 3		Best 4		Best 5	
										Time	Lap	Time	Lap	Time	Lap	Time	Lap	Time	Lap
1	20	Cryptotower Racing		Yifei Ye				Dallara F320 Spiess	Cryptotower Racing	1:37.154	6	1:37.365	16	1:37.407	9	1:37.416	3	1:37.513	10
2	69	Cryptotower Racing		Lukas Dunner				Dallara F320 Spiess	Cryptotower Racing	1:37.466	7	1:37.597	11	1:37.614	3	1:37.662	16	1:37.688	8
3	15	Van Amersfoort Racing		Sebastian Estner		R	1	Dallara F320 HWA	Van Amersfoort Racing	1:37.487	4	1:37.536	9	1:37.633	6	1:37.694	8	1:37.795	14
4	4	Team Motopark		Niklas Krütten		R	2	Dallara F320 Spiess	Team Motopark	1:37.808	3	1:37.998	4	1:38.180	6	1:38.191	8	1:38.214	9
5	16	Van Amersfoort Racing		Andreas Estner				Dallara F320 HWA	Van Amersfoort Racing	1:38.029	15	1:38.055	6	1:38.093	10	1:38.187	9	1:38.205	14
6	26	Double R		Louis Foster				Dallara F320 HWA	Double R	1:38.090	9	1:38.234	10	1:38.280	14	1:38.285	5	1:38.327	12
7	31	Carlin		Zane Maloney		R	3	Dallara F320 Spiess	Carlin	1:38.133	7	1:38.192	13	1:38.195	9	1:38.214	3	1:38.258	6
8	28	Team Motopark		Cameron Das				Dallara F320 Spiess	Team Motopark	1:38.162	9	1:38.276	11	1:38.299	8	1:38.346	5	1:38.446	7
9	33	Team Motopark		Manuel Maldonado				Dallara F320 Spiess	Team Motopark	1:38.192	3	1:38.255	7	1:38.287	6	1:38.350	9	1:38.352	8
10	12	DRIVEX		Glenn Van Berlo		R	4	Dallara F320 HWA	DRIVEX	1:38.225	7	1:38.235	9	1:38.248	8	1:38.347	3	1:38.433	13
11	99	Cryptotower Racing		Rui Andrade				Dallara F320 Spiess	Cryptotower Racing	1:38.337	12	1:38.444	9	1:38.451	16	1:38.460	14	1:38.530	13
12	6	Carlin		Ido Cohen				Dallara F320 Spiess	Carlin	1:38.357	12	1:38.466	10	1:38.477	4	1:38.577	13	1:38.619	6
13	25	Van Amersfoort Racing		Alexandre Bardinon				Dallara F320 HWA	Van Amersfoort Racing	1:38.573	5	1:38.593	12	1:38.687	13	1:38.754	3	1:38.802	10
14	34	DRIVEX		Rafael Villagomez		R	5	Dallara F320 HWA	DRIVEX	1:38.590	5	1:38.714	6	1:38.737	10	1:38.766	17	1:38.796	9
15	8	Double R		Matthias Lüthen		R	6	Dallara F320 HWA	Double R	1:39.194	3	1:39.392	5	1:39.538	7	1:39.733	6	1:39.881	8



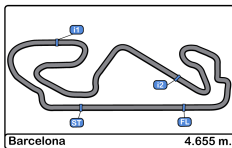


Circuito de Barcelona
Euroformula Open
Race - 1
Best 5 Top Speeds



Cls	Nº	Entrant	Nat	Driver	Nat	Cat	Cls	Chassis - Engine	Team	Top 1		Top 2		Top 3		Top 4		Top 5		Avg
										Km/h	Lap	Km/h	Lap	Km/h	Lap	Km/h	Lap	Km/h	Lap	
1	6	Carlin		Ido Cohen				Dallara F320 Spiess	Carlin	244.8	8	242.6	6	241.6	5	240.5	2	240.5	16	242.0
2	34	DRIVEX		Rafael Villagomez		R	1	Dallara F320 HWA	DRIVEX	244.3	3	243.2	11	241.6	7	241.6	10	241.0	4	242.3
3	26	Double R		Louis Foster				Dallara F320 HWA	Double R	243.7	4	242.6	18	242.1	17	241.6	7	241.6	8	242.3
4	99	Cryptotower Racing		Rui Andrade				Dallara F320 Spiess	Cryptotower Racing	242.6	7	240.0	3	240.0	4	238.9	5	238.9	6	240.1
5	28	Team Motopark		Cameron Das				Dallara F320 Spiess	Team Motopark	241.0	6	240.5	2	240.5	3	240.5	13	239.4	11	240.4
6	31	Carlin		Zane Maloney		R	2	Dallara F320 Spiess	Carlin	240.5	8	240.5	16	240.0	17	240.0	18	238.9	7	240.0
7	33	Team Motopark		Manuel Maldonado				Dallara F320 Spiess	Team Motopark	240.0	5	239.4	6	238.9	7	238.4	8	237.8	10	238.9
8	16	Van Amersfoort Racing		Andreas Estner				Dallara F320 HWA	Van Amersfoort Racing	239.4	7	238.9	17	238.4	13	237.8	6	237.8	15	238.5
9	25	Van Amersfoort Racing		Alexandre Bardinon				Dallara F320 HWA	Van Amersfoort Racing	239.4	9	238.9	5	238.9	13	238.9	15	238.9	18	239.0
10	8	Double R		Matthias Lüthen		R	3	Dallara F320 HWA	Double R	238.9	2	237.8	5	237.8	8	237.3	3	237.3	9	237.8
11	12	DRIVEX		Glenn Van Berlo		R	4	Dallara F320 HWA	DRIVEX	238.4	10	238.4	11	238.4	12	238.4	14	238.4	15	238.4
12	20	Cryptotower Racing		Yifei Ye				Dallara F320 Spiess	Cryptotower Racing	237.8	5	236.8	4	235.8	16	235.8	18	235.2	6	236.3
13	69	Cryptotower Racing		Lukas Dunner				Dallara F320 Spiess	Cryptotower Racing	237.8	4	237.8	5	236.8	6	236.8	7	236.8	9	237.2
14	4	Team Motopark		Niklas Krütten		R	5	Dallara F320 Spiess	Team Motopark	237.3	6	235.8	4	235.8	5	235.2	7	235.2	10	235.9
15	15	Van Amersfoort Racing		Sebastian Estner		R	6	Dallara F320 HWA	Van Amersfoort Racing	236.3	18	235.8	5	235.8	9	235.8	15	235.8	16	235.9



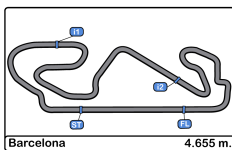


Circuit de Barcelona
Euroformula Open
Race - 1
Fastest Laps Sequence



Lap	Time of Day	Session Time	Nº	Entrant	Nat	Driver	Nat	Cat	Chassis - Engine	Team	Time	Km/h
2	12:11:18.467	3:19.467	20	Cryptotower Racing Team		Yifei Ye		CHN	Dallara F320 Spiess	Cryptotower Racing Team	1:37.576	171.7
3	12:12:55.883	4:56.883	20	Cryptotower Racing Team		Yifei Ye		CHN	Dallara F320 Spiess	Cryptotower Racing Team	1:37.416	172.0
6	12:17:48.220	9:49.220	20	Cryptotower Racing Team		Yifei Ye		CHN	Dallara F320 Spiess	Cryptotower Racing Team	1:37.154	172.4



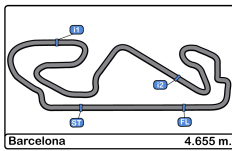


Circuito de Barcelona
Euroformula Open
Race - 1
Event Best Maximum Speed



Nº	Entrant	Nat	Driver	Nat	Cat	Clas	Chassis - Engine	Team	Km/h	Session
6	Carlin		Ido Cohen				Dallara F320 Spiess	Carlin	244.8	Race - 1
34	DRIVEX		Rafael Villagomez		R	1	Dallara F320 HWA	DRIVEX	244.3	Free Practice - 2
26	Double R		Louis Foster				Dallara F320 HWA	Double R	243.7	Race - 1
25	Van Amersfoort Racing		Alexandre Bardinon				Dallara F320 HWA	Van Amersfoort Racing	242.6	Qualifying - 1
99	Cryptotower Racing Team		Rui Andrade				Dallara F320 Spiess	Cryptotower Racing Team	242.6	Race - 1
16	Van Amersfoort Racing		Andreas Estner				Dallara F320 HWA	Van Amersfoort Racing	241.6	Free Practice - 2
31	Carlin		Zane Maloney		R	2	Dallara F320 Spiess	Carlin	241.6	Qualifying - 1
28	Team Motopark		Cameron Das				Dallara F320 Spiess	Team Motopark	241.0	Race - 1
8	Double R		Matthias Lüthen		R	3	Dallara F320 HWA	Double R	240.5	Qualifying - 1
12	DRIVEX		Glenn Van Berlo		R	4	Dallara F320 HWA	DRIVEX	240.0	Qualifying - 2
33	Team Motopark		Manuel Maldonado				Dallara F320 Spiess	Team Motopark	240.0	Race - 1
20	Cryptotower Racing Team		Yifei Ye				Dallara F320 Spiess	Cryptotower Racing Team	239.4	Qualifying - 1
15	Van Amersfoort Racing		Sebastian Estner		R	5	Dallara F320 HWA	Van Amersfoort Racing	238.9	Qualifying - 2
69	Cryptotower Racing Team		Lukas Dunner				Dallara F320 Spiess	Cryptotower Racing Team	237.8	Race - 1
4	Team Motopark		Niklas Krütten		R	6	Dallara F320 Spiess	Team Motopark	237.3	Race - 1





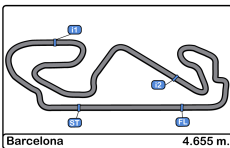
Circuit de Barcelona
Euroformula Open
Race - 1
Lap Chart



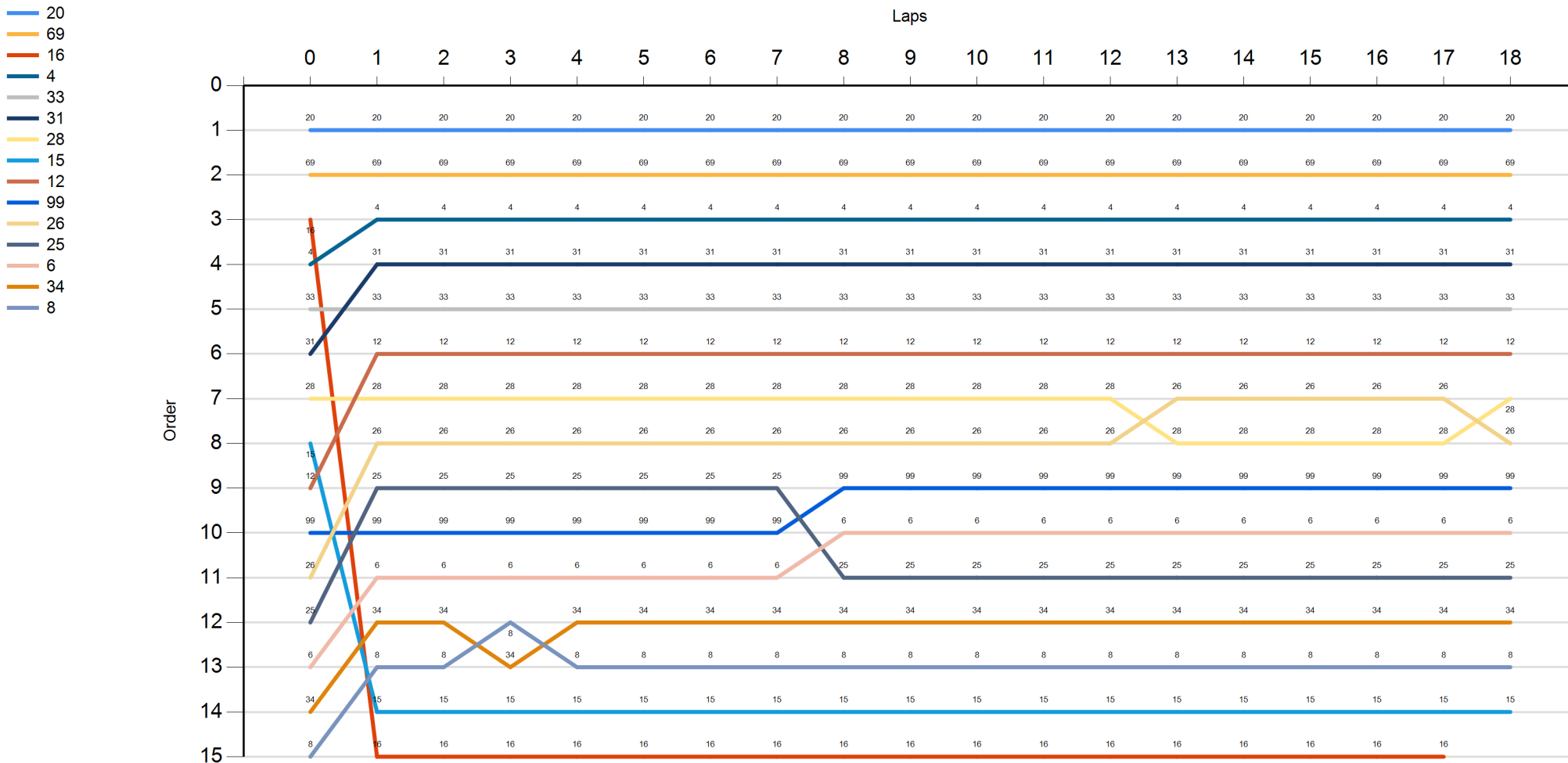
LAP

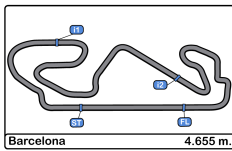
Nr	Po	Grid	1	2	3	4	5	6	7	8	9	10	11	12	13	14	15	16	17	18
20	1	20	20	20	20	20	20	20	20	20	20	20	20	20	20	20	20	20	20	20
69	2	69	69	69	69	69	69	69	69	69	69	69	69	69	69	69	69	69	69	69
16	3	16	4	4	4	4	4	4	4	4	4	4	4	4	4	4	4	4	4	4
4	4	4	31	31	31	31	31	31	31	31	31	31	31	31	31	31	31	31	31	31
33	5	33	33	33	33	33	33	33	33	33	33	33	33	33	33	33	33	33	33	33
31	6	31	12	12	12	12	12	12	12	12	12	12	12	12	12	12	12	12	12	12
28	7	28	28	28	28	28	28	28	28	28	28	28	28	28	26	26	26	26	26	28
15	8	15	26	26	26	26	26	26	26	26	26	26	26	26	28	28	28	28	28	26
12	9	12	25	25	25	25	25	25	25	99	99	99	99	99	99	99	99	99	99	99
99	10	99	99	99	99	99	99	99	99	6	6	6	6	6	6	6	6	6	6	6
26	11	26	6	6	6	6	6	6	6	25	25	25	25	25	25	25	25	25	25	25
25	12	25	34	34	8	34	34	34	34	34	34	34	34	34	34	34	34	34	34	34
6	13	6	8	8	34	8	8	8	8	8	8	8	8	8	8	8	8	8	8	8
34	14	34	15	15	15	15	15	15	15	15	15	15	15	15	15	15	15	15	15	15
8	15	8	16	16	16	16	16	16	16	16	16	16	16	16	16	16	16	16	16	16





Circuito de Barcelona
Euroformula Open
Race - 1
Graphic Lap Chart



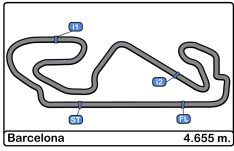


Circuit de Barcelona
Euroformula Open
Race - 1
Pit Stop Analysis



Nr.	In Day Time	Entrant	Nat	Driver	Nat	Cat	Chassis - Engine	Team	In Time	Stop N°	Pit Time	Handicap	Penalty
15	12:09:57.319	Van Amersfoort Racing		Sebastian Estner		R	Dallara F320 HWA	Van Amersfoort Racing	1:57.885	1	53.387		
16	12:10:20.455	Van Amersfoort Racing		Andreas Estner			Dallara F320 HWA	Van Amersfoort Racing	2:21.020	1	49.519		

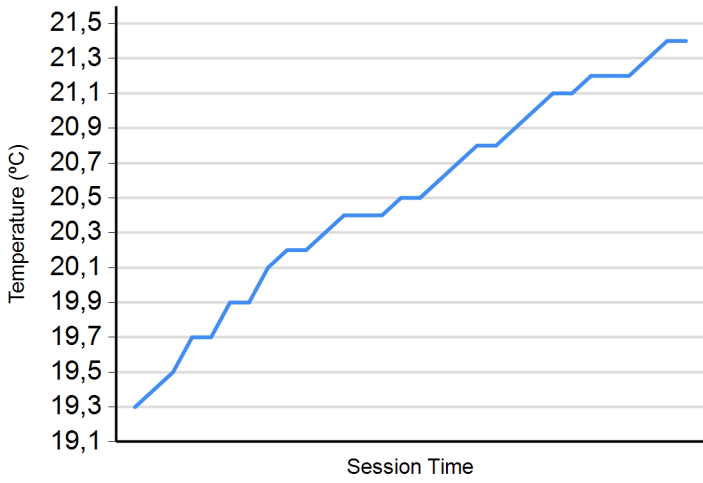




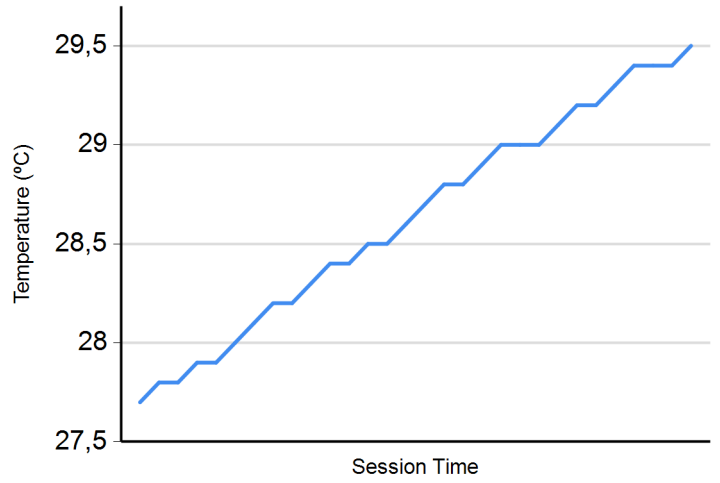
Circuit de Barcelona
Euroformula Open
Race - 1
Weather Report



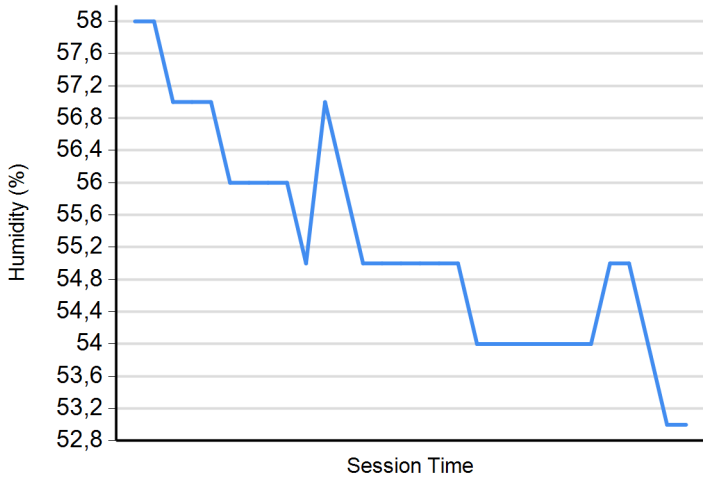
Air Temperature



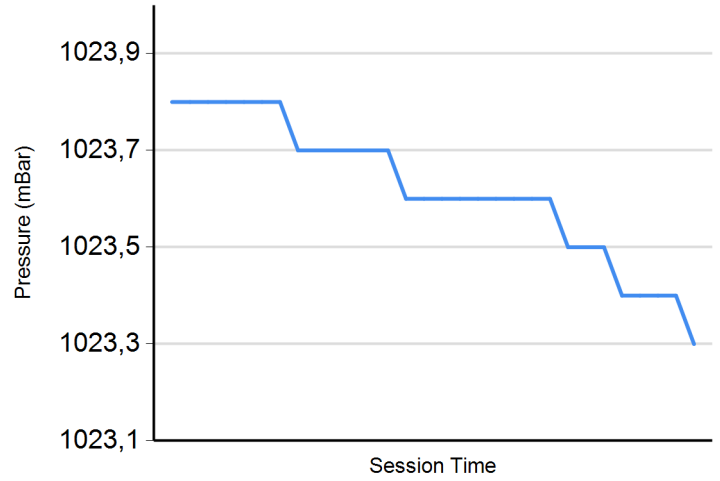
Track Temperature



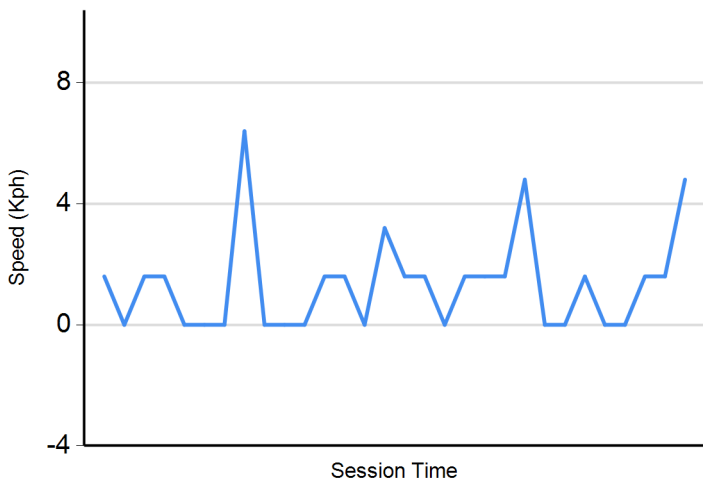
Humidity



Pressure



Wind Speed



Wind direction

North = 0°/360° Est = 90° South = 180° West = 270°

