

Circuito de Barcelona
Euroformula Open
Qualifying - 2
Provisional Results



Clas	Nº	Entrant	Nat	Driver	Nat	Cat	Clas	Chassis - Engine	Team	Laps	Best	Time	Gap	Interval	Km/h
1	20	Cryptotower Racing Team	JPN	Yifei Ye	CHN			Dallara F320 Spiess	Cryptotower Racing Team	11	9	1:36.198			174.2
2	28	Team Motopark	DEU	Cameron Das	USA			Dallara F320 Spiess	Team Motopark	12	11	1:36.390	0.192	0.192	173.8
3	69	Cryptotower Racing Team	JPN	Lukas Dunner	AUT			Dallara F320 Spiess	Cryptotower Racing Team	11	9	1:36.436	0.238	0.046	173.7
4	16	Van Amersfoort Racing	NLD	Andreas Estner	DEU			Dallara F320 HWA	Van Amersfoort Racing	12	9	1:36.567	0.369	0.131	173.5
5	33	Team Motopark	DEU	Manuel Maldonado	VEN			Dallara F320 Spiess	Team Motopark	11	10	1:36.743	0.545	0.176	173.2
6	4	Team Motopark	DEU	Niklas Krütten	DEU	R	1	Dallara F320 Spiess	Team Motopark	12	10	1:36.750	0.552	0.007	173.2
7	15	Van Amersfoort Racing	NLD	Sebastian Estner	DEU	R	2	Dallara F320 HWA	Van Amersfoort Racing	13	12	1:36.888	0.690	0.138	172.9
8	12	DRIVEX	ESP	Glenn Van Berlo	NLD	R	3	Dallara F320 HWA	DRIVEX	12	11	1:37.037	0.839	0.149	172.6
9	31	Carlin	GBR	Zane Maloney	BRB	R	4	Dallara F320 Spiess	Carlin	15	14	1:37.078	0.880	0.041	172.6
10	26	Double R	GBR	Louis Foster	GBR			Dallara F320 HWA	Double R	11	10	1:37.133	0.935	0.055	172.5
11	6	Carlin	GBR	Ido Cohen	ISR			Dallara F320 Spiess	Carlin	14	13	1:37.237	1.039	0.104	172.3
12	99	Cryptotower Racing Team	JPN	Rui Andrade	AGO			Dallara F320 Spiess	Cryptotower Racing Team	12	10	1:37.264	1.066	0.027	172.2
13	25	Van Amersfoort Racing	NLD	Alexandre Bardinon	FRA			Dallara F320 HWA	Van Amersfoort Racing	14	13	1:37.427	1.229	0.163	172.0
14	34	DRIVEX	ESP	Rafael Villagomez	MEX	R	5	Dallara F320 HWA	DRIVEX	12	9	1:37.682	1.484	0.255	171.5
15	8	Double R	GBR	Matthias Lüthen	DEU	R	6	Dallara F320 HWA	Double R	13	10	1:39.212	3.014	1.530	168.9

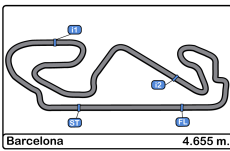
CAR 28 TIME 1:38.046 DELETED TRACK LIMITS AT T 15

Published at:.....

Track Temp: 30.2 °C Air Temp: 23.2 °C Humidity: 52 % Track Status: DRY

Stewards:	Race Director:	Timekeeper: 
-----------	----------------	---





Circuito de Barcelona
Euroformula Open
Qualifying - 2
Provisional Results by Class



Clas	Nº	Entrant	Nat	Driver	Nat	Cat	Clas	Chassis - Engine	Team	Laps	Best	Time	Gap	Interval	Km/h
1	20	Cryptotower Racing	JPN	Yifei Ye	CHN			Dallara F320 Spiess	Cryptotower Racing	11	9	1:36.198			174.2
2	28	Team Motopark	DEU	Cameron Das	USA			Dallara F320 Spiess	Team Motopark	12	11	1:36.390	0.192	0.192	173.8
3	69	Cryptotower Racing	JPN	Lukas Dunner	AUT			Dallara F320 Spiess	Cryptotower Racing	11	9	1:36.436	0.238	0.046	173.7
4	16	Van Amersfoort	NLD	Andreas Estner	DEU			Dallara F320 HWA	Van Amersfoort	12	9	1:36.567	0.369	0.131	173.5
5	33	Team Motopark	DEU	Manuel Maldonado	VEN			Dallara F320 Spiess	Team Motopark	11	10	1:36.743	0.545	0.176	173.2
6	26	Double R	GBR	Louis Foster	GBR			Dallara F320 HWA	Double R	11	10	1:37.133	0.935	0.390	172.5
7	6	Carlin	GBR	Ido Cohen	ISR			Dallara F320 Spiess	Carlin	14	13	1:37.237	1.039	0.104	172.3
8	99	Cryptotower Racing	JPN	Rui Andrade	AGO			Dallara F320 Spiess	Cryptotower Racing	12	10	1:37.264	1.066	0.027	172.2
9	25	Van Amersfoort	NLD	Alexandre Bardinon	FRA			Dallara F320 HWA	Van Amersfoort	14	13	1:37.427	1.229	0.163	172.0
Rookie															
1	4	Team Motopark	DEU	Niklas Krütten	DEU	R	1	Dallara F320 Spiess	Team Motopark	12	10	1:36.750			173.2
2	15	Van Amersfoort	NLD	Sebastian Estner	DEU	R	2	Dallara F320 HWA	Van Amersfoort	13	12	1:36.888	0.138	0.138	172.9
3	12	DRIVEX	ESP	Glenn Van Berlo	NLD	R	3	Dallara F320 HWA	DRIVEX	12	11	1:37.037	0.287	0.149	172.6
4	31	Carlin	GBR	Zane Maloney	BRB	R	4	Dallara F320 Spiess	Carlin	15	14	1:37.078	0.328	0.041	172.6
5	34	DRIVEX	ESP	Rafael Villagomez	MEX	R	5	Dallara F320 HWA	DRIVEX	12	9	1:37.682	0.932	0.604	171.5
6	8	Double R	GBR	Matthias Lüthen	DEU	R	6	Dallara F320 HWA	Double R	13	10	1:39.212	2.462	1.530	168.9

Published at:.....

Track Temp: 30.2 °C Air Temp: 23.2 °C Humidity: 52 % Track Status: DRY

Stewards:	Race Director:	Timekeeper: 
------------------	-----------------------	--





Circuit de Barcelona
Euroformula Open
Qualifying - 2
Lap Analysis



4 Niklas Krütten Dallara F320 Spiess **12** Glenn Van Berlo Dallara F320 HWA
 R Team Motopark R DRIVEX

Lap	D	Time	Sector 1	Sector 2	Sector 3	T. Spd	Elapsed	Lap	D	Time	Sector 1	Sector 2	Sector 3	T. Spd	Elapsed
1		15:26:38.183	15:25:23.101	40.754	34.328	164.3	15:26:38.183	1		15:23:55.305	15:22:42.312	39.203	33.790	183.0	15:23:55.305
2		1:44.758	29.924	38.321	36.513	228.8	15:28:22.941	2		1:42.004	29.615	38.659	33.730	232.2	15:25:37.309
3		1:38.800	29.657	36.909	32.234	231.2	15:30:01.741	3		1:39.610	29.365	37.437	32.808	233.7	15:27:16.919
4		1:38.033	28.994	36.848	32.191	234.2	15:31:39.774	4		1:38.893	29.187	37.203	32.503	236.3	15:28:55.812
5		1:37.571	28.874	36.625	32.072	235.2	15:33:17.345	5		1:38.398	29.006	37.018	32.374	236.8	15:30:34.210
6		1:44.205 P	28.875	36.767	38.563	234.7	15:35:01.550	6		1:41.841 P	28.971	37.046	35.824	237.3	15:32:16.051
7		5:39.893	4:26.242	40.312	33.339	167.7	15:40:41.443	7		8:27.953	7:13.329	40.658	33.966	180.3	15:40:44.004
8		1:40.483	30.057	37.766	32.660	224.0	15:42:21.926	8		1:41.262	29.111	38.762	33.389	235.8	15:42:25.266
9		1:36.910	28.854	36.337	31.719	234.2	15:43:58.836	9		1:37.396	28.839	36.773	31.784	236.8	15:44:02.662
10		1:36.750	28.741	36.241	31.768	235.8	15:45:35.586	10		1:37.039	28.713	36.559	31.767	237.8	15:45:39.701
11		1:39.600	28.639	38.631	32.330	236.3	15:47:15.186	11		1:37.037	28.699	36.480	31.858	237.8	15:47:16.738
12		1:47.009 P	28.893	37.064	41.052	235.2	15:49:02.195	12		1:47.124 P	28.619	36.534	41.971	240.0	15:49:03.862

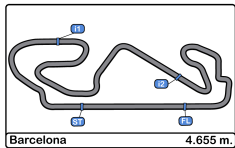
6 Ido Cohen Dallara F320 Spiess **15** Sebastian Estner Dallara F320 HWA
 R Carlin R Van Amersfoort Racing

Lap	D	Time	Sector 1	Sector 2	Sector 3	T. Spd	Elapsed	Lap	D	Time	Sector 1	Sector 2	Sector 3	T. Spd	Elapsed
1		15:23:59.396	15:22:40.595	42.354	36.447	173.0	15:23:59.396	1		15:24:39.507	15:23:23.789	40.973	34.745	154.7	15:24:39.507
2		1:45.067	31.405	39.411	34.251	226.4	15:25:44.463	2		1:44.984	30.528	37.990	36.466	221.3	15:26:24.491
3		1:40.544	29.629	37.905	33.010	231.2	15:27:25.007	3		1:39.407	29.242	37.297	32.868	234.7	15:28:03.898
4		1:38.934	29.160	37.145	32.629	234.7	15:29:03.941	4		1:40.930	30.794	37.413	32.723	236.3	15:29:44.828
5		1:41.339	29.029	37.647	34.663	236.3	15:30:45.280	5		1:39.029	29.327	37.084	32.618	236.3	15:31:23.857
6		1:38.425	29.012	36.961	32.452	235.8	15:32:23.705	6		1:37.888	28.829	36.728	32.331	237.3	15:33:01.745
7		1:45.040 P	29.034	36.956	39.050	235.2	15:34:08.745	7		1:45.023 P	29.146	36.843	39.034	238.9	15:34:46.768
8		5:07.792	3:54.156	39.469	34.167	177.3	15:39:16.537	8		6:28.275	5:15.041	39.561	33.673	156.9	15:41:15.043
9		1:41.988	30.335	37.905	33.748	230.7	15:40:58.525	9		1:40.084	29.635	37.626	32.823	229.2	15:42:55.127
10		1:37.995	29.033	36.782	32.180	233.7	15:42:36.520	10		1:37.690	28.844	36.478	32.368	234.7	15:44:32.817
11		1:37.519	28.913	36.639	31.967	235.2	15:44:14.039	11		1:36.973	28.830	36.331	31.812	234.7	15:46:09.790
12		1:37.270	28.740	36.576	31.954	235.2	15:45:51.309	12		1:36.888	28.652	36.284	31.952	235.2	15:47:46.678
13		1:37.237	28.654	36.574	32.009	238.4	15:47:28.546	13		1:49.550 P	30.516	38.763	40.271	234.7	15:49:36.228
14		1:59.643 P	33.035	41.095	45.513	223.1	15:49:28.189								

8 Matthias Lüthen Dallara F320 HWA **16** Andreas Estner Dallara F320 HWA
 R Double R R Van Amersfoort Racing

Lap	D	Time	Sector 1	Sector 2	Sector 3	T. Spd	Elapsed	Lap	D	Time	Sector 1	Sector 2	Sector 3	T. Spd	Elapsed
1		15:24:06.361	15:22:50.013	41.048	35.300	175.3	15:24:06.361	1		15:26:30.098	15:25:15.494	40.658	33.946	167.9	15:26:30.098
2		1:43.963	29.956	39.073	34.934	231.2	15:25:50.324	2		1:39.938	29.456	37.532	32.950	233.2	15:28:10.036
3		1:41.200	29.453	38.139	33.608	235.8	15:27:31.524	3		1:37.968	29.112	36.730	32.126	235.2	15:29:48.004
4		1:40.385	29.510	37.787	33.088	235.2	15:29:11.909	4		1:37.627	28.765	36.504	32.358	236.8	15:31:25.631
5		1:40.388	29.416	37.702	33.270	235.2	15:30:52.297	5		1:39.117	28.758	36.703	33.656	238.9	15:33:04.748
6		1:48.041 P	29.566	38.452	40.023	235.2	15:32:40.338	6		1:43.499 P	28.896	36.967	37.636	238.4	15:34:48.247
7		6:58.743	5:41.094	42.581	35.068	167.4	15:39:39.081	7		6:42.170	5:26.368	41.506	34.296	163.6	15:41:30.417
8		1:42.112	30.466	38.340	33.306	232.2	15:41:21.193	8		1:38.641	29.116	37.251	32.274	234.2	15:43:09.058
9		1:39.644	29.064	37.431	33.149	235.8	15:43:00.837	9		1:36.567	28.627	36.232	31.708	236.8	15:44:45.625
10		1:39.212	29.184	37.368	32.660	236.3	15:44:40.049	10		1:38.239	28.583	37.174	32.482	237.8	15:46:23.864
11		1:47.242	31.723	41.918	33.601	236.3	15:46:27.291	11		1:36.691	28.676	36.313	31.702	236.8	15:48:00.555
12		1:40.342	29.626	37.574	33.142	236.3	15:48:07.633	12		1:46.751 P	29.679	38.868	38.204	237.8	15:49:47.306
13		1:49.324 P	30.280	38.101	40.943	236.8	15:49:56.957								





Circuit de Barcelona
Euroformula Open
Qualifying - 2
Lap Analysis



20

Yifei Ye

Dallara F320 Spiess

28

Cameron Das

Dallara F320 Spiess

Cryptotower Racing Team

Team Motopark

Lap	D	Time	Sector 1	Sector 2	Sector 3	T. Spd	Elapsed	Lap	D	Time	Sector 1	Sector 2	Sector 3	T. Spd	Elapsed
1		15:26:58.232	15:25:45.026	39.462	33.744	167.1	15:26:58.232	1		15:27:07.729	15:25:51.119	40.625	35.985	175.6	15:27:07.729
2		1:40.513	29.633	37.533	33.347	225.4	15:28:38.745	2		1:54.939	31.813	47.242	35.884	216.0	15:29:02.668
3		1:38.449	29.639	36.773	32.037	232.2	15:30:17.194	3		1:38.573	29.463	36.940	32.170	231.2	15:30:41.241
4		1:37.246	28.950	36.519	31.777	234.7	15:31:54.440	4		1:37.505	28.912	36.651	31.942	234.2	15:32:18.746
5		1:36.904	28.721	36.401	31.782	235.2	15:33:31.344	5		1:38.046	28.863	36.454	32.729	234.7	15:33:56.792
6		1:41.541 P	28.676	36.304	36.561	235.8	15:35:12.885	6		1:42.415 P	29.230	36.490	36.695	235.8	15:35:39.207
7		6:28.516	5:13.592	40.210	34.714	170.8	15:41:41.401	7		6:07.396	4:49.544	43.452	34.400	174.1	15:41:46.603
8		1:39.925	29.628	37.198	33.099	232.7	15:43:21.326	8		1:48.048	29.569	38.225	40.254	228.8	15:43:34.651
9		1:36.198	28.594	36.094	31.510	236.3	15:44:57.524	9		1:37.026	28.759	36.345	31.922	234.7	15:45:11.677
10		1:37.635	28.449	36.153	33.033	237.8	15:46:35.159	10		1:36.455	28.651	36.199	31.605	236.8	15:46:48.132
11		1:46.933 P	28.579	36.148	42.206	237.8	15:48:22.092	11		1:36.390	28.591	36.132	31.667	235.8	15:48:24.522
12		2:12.777 P						12		2:12.777 P	35.444	50.100	47.233	202.6	15:50:37.299

25

Alexandre Bardion

Dallara F320 HWA

31

Zane Maloney

Dallara F320 Spiess

Van Amersfoort Racing

Carlin

Lap	D	Time	Sector 1	Sector 2	Sector 3	T. Spd	Elapsed	Lap	D	Time	Sector 1	Sector 2	Sector 3	T. Spd	Elapsed
1		15:24:30.390	15:23:14.351	41.730	34.309	171.7	15:24:30.390	1		15:23:52.021	15:22:38.304	39.688	34.029	174.1	15:23:52.021
2		1:47.929	29.750	39.224	38.955	232.2	15:26:18.319	2		1:42.042	30.330	38.502	33.210	228.8	15:25:34.063
3		1:39.700	29.349	37.540	32.811	234.2	15:27:58.019	3		1:40.019	29.759	37.565	32.695	230.7	15:27:14.082
4		1:39.152	29.102	37.293	32.757	238.9	15:29:37.171	4		1:38.527	29.359	37.009	32.159	234.7	15:28:52.609
5		1:38.776	28.937	37.175	32.664	238.9	15:31:15.947	5		1:38.117	29.221	36.750	32.146	234.7	15:30:30.726
6		1:38.354	28.867	36.939	32.548	237.3	15:32:54.301	6		1:37.644	28.956	36.741	31.947	236.3	15:32:08.370
7		1:45.369 P	28.822	37.846	38.701	237.8	15:34:39.670	7		1:37.426	28.937	36.605	31.884	236.3	15:33:45.796
8		5:38.916	4:23.071	41.626	34.219	160.4	15:40:18.586	8		1:41.638 P	28.951	36.629	36.058	235.2	15:35:27.434
9		1:41.450	30.415	38.183	32.852	223.6	15:42:00.036	9		3:42.656	2:31.543	38.247	32.866	178.5	15:39:10.090
10		1:37.783	28.860	36.763	32.160	236.3	15:43:37.819	10		1:39.674	30.122	37.138	32.414	231.7	15:40:49.764
11		1:38.762	28.629	36.516	33.617	238.9	15:45:16.581	11		1:42.320	29.036	36.543	36.741	234.2	15:42:32.084
12		1:41.162	28.726	38.247	34.189	238.4	15:46:57.743	12		1:37.183	28.941	36.431	31.811	235.2	15:44:09.267
13		1:37.427	28.663	36.628	32.136	238.9	15:48:35.170	13		1:37.617	28.808	36.406	32.403	236.3	15:45:46.884
14		2:14.868 P	35.577	49.727	49.564	199.2	15:50:50.038	14		1:37.078	28.868	36.474	31.736	236.3	15:47:23.962
15								15		1:48.798 P	30.383	39.992	38.423	236.3	15:49:12.760

26

Louis Foster

Dallara F320 HWA

33

Manuel Maldonado

Dallara F320 Spiess

Double R

Team Motopark

Lap	D	Time	Sector 1	Sector 2	Sector 3	T. Spd	Elapsed	Lap	D	Time	Sector 1	Sector 2	Sector 3	T. Spd	Elapsed
1		15:24:02.917	15:22:47.023	39.161	36.733	187.1	15:24:02.917	1		15:26:14.562	15:24:57.570	40.731	36.261	166.4	15:26:14.562
2		1:44.437	29.937	38.192	36.308	232.2	15:25:47.354	2		1:42.756	30.533	38.862	33.361	225.4	15:27:57.318
3		1:39.862	29.436	37.551	32.875	235.2	15:27:27.216	3		1:38.449	29.175	36.970	32.304	233.7	15:29:35.767
4		1:38.771	29.152	37.098	32.521	237.3	15:29:05.987	4		1:37.846	28.995	36.682	32.169	235.8	15:31:13.613
5		1:47.552 P	29.038	37.553	40.961	237.8	15:30:53.539	5		1:37.639	28.737	36.639	32.263	237.3	15:32:51.252
6		9:31.630	8:16.249	40.470	34.911	179.7	15:40:25.169	6		1:45.035 P	29.155	37.878	38.002	237.8	15:34:36.287
7		1:44.524	29.849	37.124	37.551	234.7	15:42:09.693	7		6:24.765	5:05.417	41.233	38.115	160.4	15:41:01.052
8		1:37.461	28.834	36.540	32.087	235.8	15:43:47.154	8		1:44.209	31.672	38.401	34.136	179.4	15:42:45.261
9		1:39.903	28.819	36.945	34.139	236.3	15:45:27.057	9		1:36.959	28.678	36.503	31.778	235.2	15:44:22.220
10		1:37.133	28.636	36.504	31.993	236.3	15:47:04.190	10		1:36.743	28.652	36.342	31.749	236.8	15:45:58.963
11		1:46.130 P	28.782	36.772	40.576	237.8	15:48:50.320	11		1:54.230 P	32.847	40.156	41.227	237.8	15:47:53.193





Circuit de Barcelona
Euroformula Open
Qualifying - 2
Lap Analysis



34

Rafael Villagomez

Dallara F320 HWA

R

DRIVEX

Lap	D	Time	Sector 1	Sector 2	Sector 3	T. Spd	Elapsed
1		15:24:03.934	15:22:47.257	41.578	35.099	180.3	15:24:03.934
2		1:45.267	29.666	39.070	36.531	238.9	15:25:49.201
3		1:39.846	29.615	37.330	32.901	238.4	15:27:29.047
4		1:38.628	28.998	37.049	32.581	237.3	15:29:07.675
5		1:48.139 P	28.864	36.818	42.457	240.5	15:30:55.814
6		9:12.963	7:59.918	39.614	33.431	178.2	15:40:08.777
7		1:42.080	29.264	37.164	35.652	235.2	15:41:50.857
8		1:37.892	28.936	36.632	32.324	240.0	15:43:28.749
9		1:37.682	28.655	36.860	32.167	242.1	15:45:06.431
10		1:45.822	36.207	37.195	32.420	241.0	15:46:52.253
11		1:38.187	29.055	36.551	32.581	238.9	15:48:30.440
12		2:08.965 P	32.319	48.761	47.885	239.4	15:50:39.405

69

Lukas Dunner

Dallara F320 Spiess

Cryptotower Racing Team

Lap	D	Time	Sector 1	Sector 2	Sector 3	T. Spd	Elapsed
1		15:26:31.993	15:25:18.081	40.304	33.608	176.1	15:26:31.993
2		1:44.859	30.573	39.090	35.196	226.8	15:28:16.852
3		1:37.947	29.208	36.865	31.874	232.7	15:29:54.799
4		1:37.416	28.864	36.635	31.917	234.7	15:31:32.215
5		1:37.295	28.790	36.544	31.961	235.8	15:33:09.510
6		1:42.294 P	28.958	36.363	36.973	236.3	15:34:51.804
7		6:52.446	5:40.083	38.687	33.676	181.2	15:41:44.250
8		1:41.798	30.963	37.964	32.871	216.4	15:43:26.048
9		1:36.436	28.575	36.113	31.748	235.8	15:45:02.484
10		1:36.667	28.601	36.139	31.927	236.8	15:46:39.151
11		1:44.894 P	28.642	36.221	40.031	237.3	15:48:24.045

99

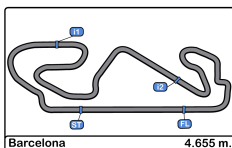
Rui Andrade

Dallara F320 Spiess

Cryptotower Racing Team

Lap	D	Time	Sector 1	Sector 2	Sector 3	T. Spd	Elapsed
1		15:26:06.775	15:24:51.783	41.163	33.829	166.1	15:26:06.775
2		1:44.542	30.966	38.163	35.413	207.2	15:27:51.317
3		1:39.685	29.471	37.446	32.768	232.7	15:29:31.002
4		1:39.019	29.169	37.251	32.599	233.2	15:31:10.021
5		1:38.306	29.012	36.872	32.422	234.2	15:32:48.327
6		1:45.255 P	29.060	37.277	38.918	234.2	15:34:33.582
7		6:59.274	5:44.289	40.984	34.001	174.1	15:41:32.856
8		1:41.434	30.266	37.856	33.312	211.3	15:43:14.290
9		1:37.415	28.836	36.587	31.992	235.2	15:44:51.705
10		1:37.264	28.793	36.498	31.973	236.3	15:46:28.969
11		1:41.782	28.630	37.338	35.814	237.3	15:48:10.751
12		1:52.875 P	30.129	40.521	42.225	236.8	15:50:03.626



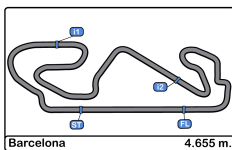


Circuito de Barcelona
Euroformula Open
Qualifying - 2
Best Sectors Results



Sector - 1				Sector - 2				Sector - 3				Ideal Lap vs Best Lap				
Clas	Nº	Driver	Time	Nº	Driver	Time	Nº	Driver	Time	Clas	Nº	Driver	Ideal Lap	Best Lap	Clas	
1	20	Yifei Ye	28.449	20	Yifei Ye	36.094	20	Yifei Ye	31.510	1	20	Yifei Ye	1:36.053	1:36.198	1	
2	69	Lukas Dunner	28.575	69	Lukas Dunner	36.113	28	Cameron Das	31.605	2	28	Cameron Das	1:36.328	1:36.390	2	
3	16	Andreas Estner	28.583	28	Cameron Das	36.132	16	Andreas Estner	31.702	3	69	Lukas Dunner	1:36.436	1:36.436	3	
4	28	Cameron Das	28.591	16	Andreas Estner	36.232	4	Niklas Krütten	31.719	4	16	Andreas Estner	1:36.517	1:36.567	4	
5	12	Glenn Van Berlo	28.619	4	Niklas Krütten	36.241	31	Zane Maloney	31.736	5	4	Niklas Krütten	1:36.599	1:36.750	6	
6	25	Alexandre Bardinon	28.629	15	Sebastian Estner	36.284	69	Lukas Dunner	31.748	6	33	Manuel Maldonado	1:36.743	1:36.743	5	
7	99	Rui Andrade	28.630	33	Manuel Maldonado	36.342	33	Manuel Maldonado	31.749	7	15	Sebastian Estner	1:36.748	1:36.888	7	
8	26	Louis Foster	28.636	31	Zane Maloney	36.406	12	Glenn Van Berlo	31.767	8	12	Glenn Van Berlo	1:36.866	1:37.037	8	
9	4	Niklas Krütten	28.639	12	Glenn Van Berlo	36.480	15	Sebastian Estner	31.812	9	31	Zane Maloney	1:36.950	1:37.078	9	
10	33	Manuel Maldonado	28.652	99	Rui Andrade	36.498	6	Ido Cohen	31.954	10	99	Rui Andrade	1:37.101	1:37.264	12	
11	15	Sebastian Estner	28.652	26	Louis Foster	36.504	99	Rui Andrade	31.973	11	26	Louis Foster	1:37.133	1:37.133	10	
12	6	Ido Cohen	28.654	25	Alexandre Bardinon	36.516	26	Louis Foster	31.993	12	6	Ido Cohen	1:37.182	1:37.237	11	
13	34	Rafael Villagomez	28.655	34	Rafael Villagomez	36.551	25	Alexandre Bardinon	32.136	13	25	Alexandre Bardinon	1:37.281	1:37.427	13	
14	31	Zane Maloney	28.808	6	Ido Cohen	36.574	34	Rafael Villagomez	32.167	14	34	Rafael Villagomez	1:37.373	1:37.682	14	
15	8	Matthias Lüthen	29.064	8	Matthias Lüthen	37.368	8	Matthias Lüthen	32.660	15	8	Matthias Lüthen	1:39.092	1:39.212	15	



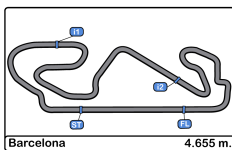


Circuito de Barcelona
Euroformula Open
Qualifying - 2
Best 5 Lap Times



Cls	Nº	Entrant	Nat	Driver	Nat	Cat	Cls	Chassis - Engine	Team	Best 1		Best 2		Best 3		Best 4		Best 5	
										Time	Lap	Time	Lap	Time	Lap	Time	Lap	Time	Lap
1	20	Cryptotower Racing		Yifei Ye				Dallara F320 Spiess	Cryptotower Racing	1:36.198	9	1:36.904	5	1:37.246	4	1:37.635	10	1:38.449	3
2	28	Team Motopark		Cameron Das				Dallara F320 Spiess	Team Motopark	1:36.390	11	1:36.455	10	1:37.026	9	1:37.505	4	1:38.573	3
3	69	Cryptotower Racing		Lukas Dunner				Dallara F320 Spiess	Cryptotower Racing	1:36.436	9	1:36.667	10	1:37.295	5	1:37.416	4	1:37.947	3
4	16	Van Amersfoort Racing		Andreas Estner				Dallara F320 HWA	Van Amersfoort Racing	1:36.567	9	1:36.691	11	1:37.627	4	1:37.968	3	1:38.239	10
5	33	Team Motopark		Manuel Maldonado				Dallara F320 Spiess	Team Motopark	1:36.743	10	1:36.959	9	1:37.639	5	1:37.846	4	1:38.449	3
6	4	Team Motopark		Niklas Krütten		R	1	Dallara F320 Spiess	Team Motopark	1:36.750	10	1:36.910	9	1:37.571	5	1:38.033	4	1:38.800	3
7	15	Van Amersfoort Racing		Sebastian Estner		R	2	Dallara F320 HWA	Van Amersfoort Racing	1:36.888	12	1:36.973	11	1:37.690	10	1:37.888	6	1:39.029	5
8	12	DRIVEX		Glenn Van Berlo		R	3	Dallara F320 HWA	DRIVEX	1:37.037	11	1:37.039	10	1:37.396	9	1:38.398	5	1:38.893	4
9	31	Carlin		Zane Maloney		R	4	Dallara F320 Spiess	Carlin	1:37.078	14	1:37.183	12	1:37.426	7	1:37.617	13	1:37.644	6
10	26	Double R		Louis Foster				Dallara F320 HWA	Double R	1:37.133	10	1:37.461	8	1:38.771	4	1:39.862	3	1:39.903	9
11	6	Carlin		Ido Cohen				Dallara F320 Spiess	Carlin	1:37.237	13	1:37.270	12	1:37.519	11	1:37.995	10	1:38.425	6
12	99	Cryptotower Racing		Rui Andrade				Dallara F320 Spiess	Cryptotower Racing	1:37.264	10	1:37.415	9	1:38.306	5	1:39.019	4	1:39.685	3
13	25	Van Amersfoort Racing		Alexandre Bardinon				Dallara F320 HWA	Van Amersfoort Racing	1:37.427	13	1:37.783	10	1:38.354	6	1:38.762	11	1:38.776	5
14	34	DRIVEX		Rafael Villagomez		R	5	Dallara F320 HWA	DRIVEX	1:37.682	9	1:37.892	8	1:38.187	11	1:38.628	4	1:39.846	3
15	8	Double R		Matthias Lüthen		R	6	Dallara F320 HWA	Double R	1:39.212	10	1:39.644	9	1:40.342	12	1:40.385	4	1:40.388	5



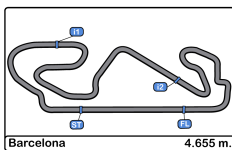


Circuito de Barcelona
Euroformula Open
Qualifying - 2
Best 5 Top Speeds



Cls	Nº	Entrant	Nat	Driver	Nat	Cat	Cls	Chassis - Engine	Team	Top 1		Top 2		Top 3		Top 4		Top 5		Avg
										Km/h	Lap	Km/h	Lap	Km/h	Lap	Km/h	Lap	Km/h	Lap	
1	34	DRIVEX	ESP	Rafael Villagomez	MEX	R	1	Dallara F320 HWA	DRIVEX	242.1	9	241.0	10	240.5	5	240.0	8	239.4	12	240.6
2	12	DRIVEX	ESP	Glenn Van Berlo	NLD	R	2	Dallara F320 HWA	DRIVEX	240.0	12	237.8	10	237.8	11	237.3	6	236.8	5	237.9
3	15	Van Amersfoort Racing	NLD	Sebastian Estner	DEU	R	3	Dallara F320 HWA	Van Amersfoort Racing	238.9	7	237.3	6	236.3	4	236.3	5	235.2	12	236.8
4	16	Van Amersfoort Racing	NLD	Andreas Estner	DEU			Dallara F320 HWA	Van Amersfoort Racing	238.9	5	238.4	6	237.8	10	237.8	12	236.8	4	237.9
5	25	Van Amersfoort Racing	NLD	Alexandre Bardinon	FRA			Dallara F320 HWA	Van Amersfoort Racing	238.9	4	238.9	5	238.9	11	238.9	13	238.4	12	238.8
6	6	Carlin	GBR	Ido Cohen	ISR			Dallara F320 Spiess	Carlin	238.4	13	236.3	5	235.8	6	235.2	7	235.2	11	236.2
7	20	Cryptotower Racing	JPN	Yifei Ye	CHN			Dallara F320 Spiess	Cryptotower Racing	237.8	10	237.8	11	236.3	9	235.8	6	235.2	5	236.6
8	26	Double R	GBR	Louis Foster	GBR			Dallara F320 HWA	Double R	237.8	5	237.8	11	237.3	4	236.3	9	236.3	10	237.1
9	33	Team Motopark	DEU	Manuel Maldonado	VEN			Dallara F320 Spiess	Team Motopark	237.8	6	237.8	11	237.3	5	236.8	10	235.8	4	237.1
10	69	Cryptotower Racing	JPN	Lukas Dunner	AUT			Dallara F320 Spiess	Cryptotower Racing	237.3	11	236.8	10	236.3	6	235.8	5	235.8	9	236.4
11	99	Cryptotower Racing	JPN	Rui Andrade	AGO			Dallara F320 Spiess	Cryptotower Racing	237.3	11	236.8	12	236.3	10	235.2	9	234.2	5	236.0
12	8	Double R	GBR	Matthias Lüthen	DEU	R	4	Dallara F320 HWA	Double R	236.8	13	236.3	10	236.3	11	236.3	12	235.8	3	236.3
13	28	Team Motopark	DEU	Cameron Das	USA			Dallara F320 Spiess	Team Motopark	236.8	10	235.8	6	235.8	11	234.7	5	234.7	9	235.6
14	4	Team Motopark	DEU	Niklas Krütten	DEU	R	5	Dallara F320 Spiess	Team Motopark	236.3	11	235.8	10	235.2	5	235.2	12	234.7	6	235.5
15	31	Carlin	GBR	Zane Maloney	BRB	R	6	Dallara F320 Spiess	Carlin	236.3	6	236.3	7	236.3	13	236.3	14	236.3	15	236.3



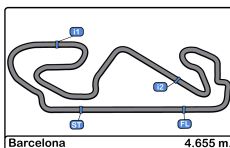


Circuito de Barcelona
Euroformula Open
Qualifying - 2
Fastest Laps Sequence



Lap	Time of Day	Session Time	Nº	Entrant	Nat	Driver	Nat	Cat	Chassis - Engine	Team	Time	Km/h
2	15:25:34.063	3:34.063	31	Carlin	GBR	Zane Maloney	BRB	R	Dallara F320 Spiess	Carlin	1:42.042	164.2
2	15:25:37.309	3:37.309	12	DRIVEX	ESP	Glenn Van Berlo	NLD	R	Dallara F320 HWA	DRIVEX	1:42.004	164.2
3	15:27:14.082	5:14.082	31	Carlin	GBR	Zane Maloney	BRB	R	Dallara F320 Spiess	Carlin	1:40.019	167.5
3	15:27:16.919	5:16.919	12	DRIVEX	ESP	Glenn Van Berlo	NLD	R	Dallara F320 HWA	DRIVEX	1:39.610	168.2
3	15:28:03.898	6:03.898	15	Van Amersfoort Racing	NLD	Sebastian Estner	DEU	R	Dallara F320 HWA	Van Amersfoort Racing	1:39.407	168.5
4	15:28:52.609	6:52.609	31	Carlin	GBR	Zane Maloney	BRB	R	Dallara F320 Spiess	Carlin	1:38.527	170.0
3	15:29:35.767	7:35.767	33	Team Motopark	DEU	Manuel Maldonado	VEN		Dallara F320 Spiess	Team Motopark	1:38.449	170.2
3	15:29:48.004	7:48.004	16	Van Amersfoort Racing	NLD	Andreas Estner	DEU		Dallara F320 HWA	Van Amersfoort Racing	1:37.968	171.0
3	15:29:54.799	7:54.799	69	Cryptotower Racing Team	JPN	Lukas Dunner	AUT		Dallara F320 Spiess	Cryptotower Racing Team	1:37.947	171.0
4	15:31:13.613	9:13.613	33	Team Motopark	DEU	Manuel Maldonado	VEN		Dallara F320 Spiess	Team Motopark	1:37.846	171.2
4	15:31:25.631	9:25.631	16	Van Amersfoort Racing	NLD	Andreas Estner	DEU		Dallara F320 HWA	Van Amersfoort Racing	1:37.627	171.6
4	15:31:32.215	9:32.215	69	Cryptotower Racing Team	JPN	Lukas Dunner	AUT		Dallara F320 Spiess	Cryptotower Racing Team	1:37.416	172.0
4	15:31:54.440	9:54.440	20	Cryptotower Racing Team	JPN	Yifei Ye	CHN		Dallara F320 Spiess	Cryptotower Racing Team	1:37.246	172.3
5	15:33:31.344	11:31.344	20	Cryptotower Racing Team	JPN	Yifei Ye	CHN		Dallara F320 Spiess	Cryptotower Racing Team	1:36.904	172.9
9	15:44:45.625	22:45.625	16	Van Amersfoort Racing	NLD	Andreas Estner	DEU		Dallara F320 HWA	Van Amersfoort Racing	1:36.567	173.5
9	15:44:57.524	22:57.524	20	Cryptotower Racing Team	JPN	Yifei Ye	CHN		Dallara F320 Spiess	Cryptotower Racing Team	1:36.198	174.2



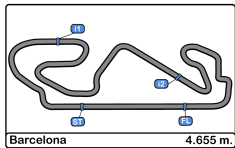


Circuito de Barcelona
Euroformula Open
Qualifying - 2
Event Best Maximum Speed



Nº	Entrant	Nat	Driver	Nat	Cat	Clas	Chassis - Engine	Team	Km/h	Session
34	DRIVEX	ESP	Rafael Villagomez	MEX	R	1	Dallara F320 HWA	DRIVEX	244.3	Free Practice - 2
25	Van Amersfoort Racing	NLD	Alexandre Bardinon	FRA			Dallara F320 HWA	Van Amersfoort Racing	242.6	Qualifying - 1
16	Van Amersfoort Racing	NLD	Andreas Estner	DEU			Dallara F320 HWA	Van Amersfoort Racing	241.6	Free Practice - 2
31	Carlin	GBR	Zane Maloney	BRB	R	2	Dallara F320 Spiess	Carlin	241.6	Qualifying - 1
26	Double R	GBR	Louis Foster	GBR			Dallara F320 HWA	Double R	240.5	Free Practice - 3
8	Double R	GBR	Matthias Lüthen	DEU	R	3	Dallara F320 HWA	Double R	240.5	Qualifying - 1
12	DRIVEX	ESP	Glenn Van Berlo	NLD	R	4	Dallara F320 HWA	DRIVEX	240.0	Qualifying - 2
6	Carlin	GBR	Ido Cohen	ISR			Dallara F320 Spiess	Carlin	239.4	Free Practice - 3
20	Cryptotower Racing Team	JPN	Yifei Ye	CHN			Dallara F320 Spiess	Cryptotower Racing Team	239.4	Qualifying - 1
33	Team Motopark	DEU	Manuel Maldonado	VEN			Dallara F320 Spiess	Team Motopark	238.9	Qualifying - 1
15	Van Amersfoort Racing	NLD	Sebastian Estner	DEU	R	5	Dallara F320 HWA	Van Amersfoort Racing	238.9	Qualifying - 2
28	Team Motopark	DEU	Cameron Das	USA			Dallara F320 Spiess	Team Motopark	238.4	Qualifying - 1
69	Cryptotower Racing Team	JPN	Lukas Dunner	AUT			Dallara F320 Spiess	Cryptotower Racing Team	237.3	Qualifying - 1
99	Cryptotower Racing Team	JPN	Rui Andrade	AGO			Dallara F320 Spiess	Cryptotower Racing Team	237.3	Qualifying - 1
4	Team Motopark	DEU	Niklas Krütten	DEU	R	6	Dallara F320 Spiess	Team Motopark	236.8	Qualifying - 1





Circuit de Barcelona
Euroformula Open
Qualifying - 2
Pit Stop Analysis



4 Niklas Krütten R Team Motopark
 Dallara F320 Spiess

Nr.	In Day Time	In Time	Out Time	Pit Time	T. Pit Time	Handicap	Penalty
1	15:34:58.913	15:34:58.913	15:38:54.198	3:55.285	3:55.285		

6 Ido Cohen Carlin
 Dallara F320 Spiess

Nr.	In Day Time	In Time	Out Time	Pit Time	T. Pit Time	Handicap	Penalty
1	15:34:06.269	15:34:06.269	15:37:30.738	3:24.469	3:24.469		

8 Matthias Lüthen R Double R
 Dallara F320 HWA

Nr.	In Day Time	In Time	Out Time	Pit Time	T. Pit Time	Handicap	Penalty
1	15:32:37.802	15:32:37.802	15:37:47.215	5:09.413	5:09.413		

12 Glenn Van Berlo R DRIVEX
 Dallara F320 HWA

Nr.	In Day Time	In Time	Out Time	Pit Time	T. Pit Time	Handicap	Penalty
1	15:32:13.548	15:32:13.548	15:38:56.730	6:43.182	6:43.182		

15 Sebastian Estner R Van Amersfoort Racing
 Dallara F320 HWA

Nr.	In Day Time	In Time	Out Time	Pit Time	T. Pit Time	Handicap	Penalty
1	15:34:44.173	15:34:44.173	15:39:27.133	4:42.960	4:42.960		

16 Andreas Estner Van Amersfoort Racing
 Dallara F320 HWA

Nr.	In Day Time	In Time	Out Time	Pit Time	T. Pit Time	Handicap	Penalty
1	15:34:45.655	15:34:45.655	15:39:40.256	4:54.601	4:54.601		

20 Yifei Ye Cryptotower Racing Team
 Dallara F320 Spiess

Nr.	In Day Time	In Time	Out Time	Pit Time	T. Pit Time	Handicap	Penalty
1	15:35:10.069	15:35:10.069	15:39:53.334	4:43.265	4:43.265		

25 Alexandre Bardinon Van Amersfoort Racing
 Dallara F320 HWA

Nr.	In Day Time	In Time	Out Time	Pit Time	T. Pit Time	Handicap	Penalty
1	15:34:37.249	15:34:37.249	15:38:27.698	3:50.449	3:50.449		

26 Louis Foster Double R
 Dallara F320 HWA

Nr.	In Day Time	In Time	Out Time	Pit Time	T. Pit Time	Handicap	Penalty
1	15:30:51.043	15:30:51.043	15:38:37.285	7:46.242	7:46.242		

28 Cameron Das Team Motopark
 Dallara F320 Spiess

Nr.	In Day Time	In Time	Out Time	Pit Time	T. Pit Time	Handicap	Penalty
1	15:35:36.526	15:35:36.526	15:39:54.987	4:18.461	4:18.461		

31 Zane Maloney R Carlin
 Dallara F320 Spiess

Nr.	In Day Time	In Time	Out Time	Pit Time	T. Pit Time	Handicap	Penalty
1	15:35:25.009	15:35:25.009	15:37:28.659	2:03.650	2:03.650		

33 Manuel Maldonado Team Motopark
 Dallara F320 Spiess

Nr.	In Day Time	In Time	Out Time	Pit Time	T. Pit Time	Handicap	Penalty
1	15:34:33.628	15:34:33.628	15:39:07.224	4:33.596	4:33.596		

34 Rafael Villagomez R DRIVEX
 Dallara F320 HWA

Nr.	In Day Time	In Time	Out Time	Pit Time	T. Pit Time	Handicap	Penalty
1	15:30:53.175	15:30:53.175	15:38:22.864	7:29.689	7:29.689		

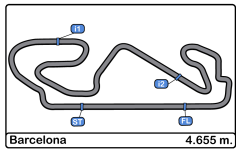
69 Lukas Dunner Cryptotower Racing Team
 Dallara F320 Spiess

Nr.	In Day Time	In Time	Out Time	Pit Time	T. Pit Time	Handicap	Penalty
1	15:34:49.293	15:34:49.293	15:40:00.225	5:10.932	5:10.932		

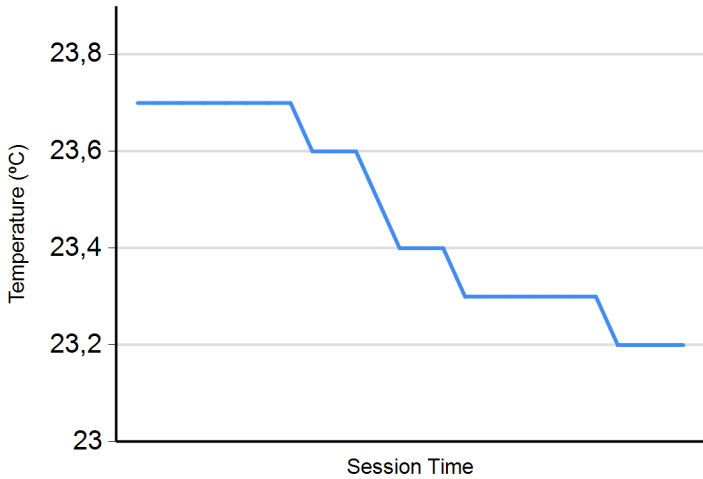
99 Rui Andrade Cryptotower Racing Team
 Dallara F320 Spiess

Nr.	In Day Time	In Time	Out Time	Pit Time	T. Pit Time	Handicap	Penalty
1	15:34:31.002	15:34:31.002	15:39:44.837	5:13.835	5:13.835		

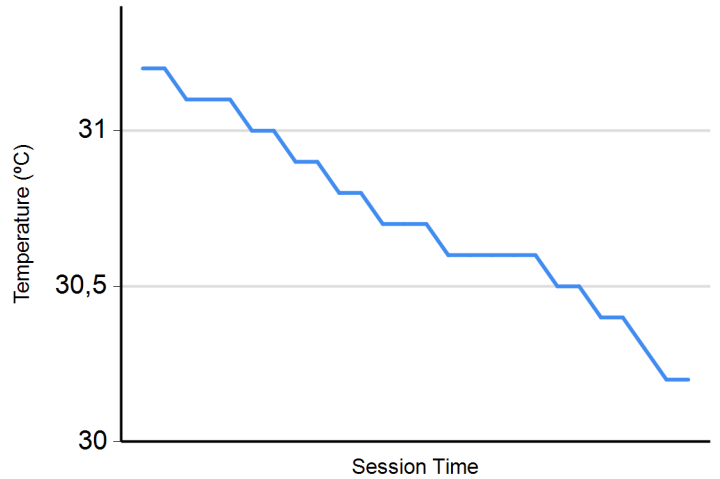




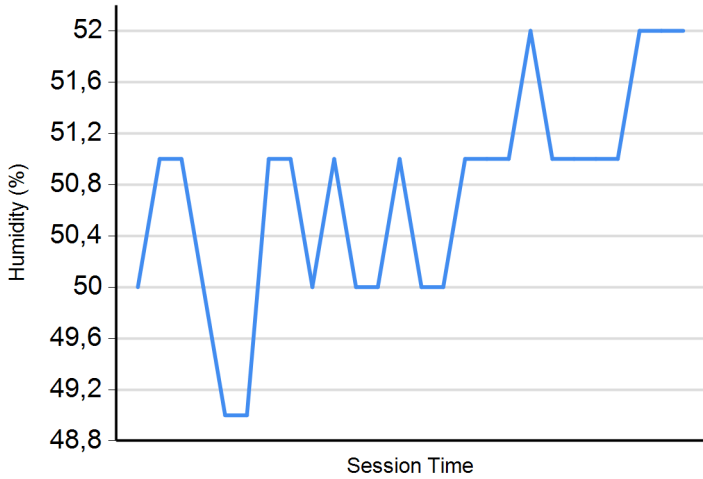
Air Temperature



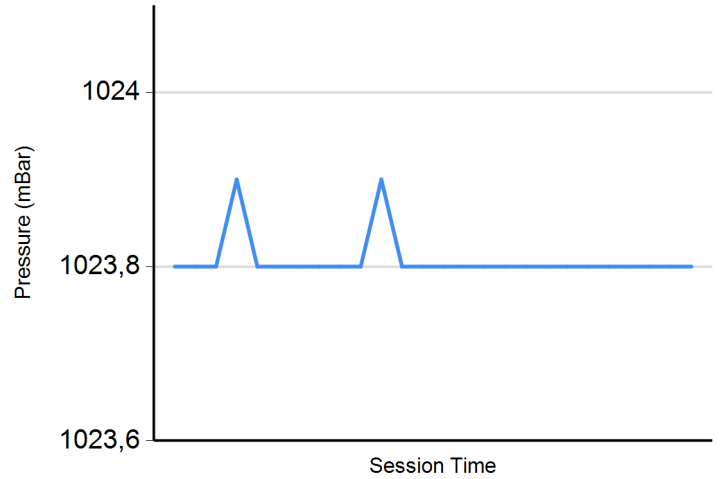
Track Temperature



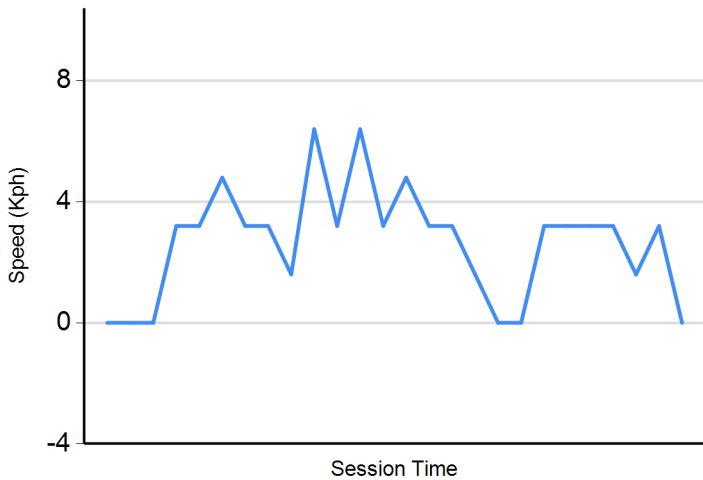
Humidity



Pressure



Wind Speed



Wind direction

North = 0°/360° Est = 90° South = 180° West = 270°

