

**Circuito de Barcelona**  
**Euroformula Open**  
**Free Practice - 2**  
**Provisional Results**



Clas	Nº	Entrant	Nat	Driver	Nat	Cat	Clas	Chassis - Engine	Team	Laps	Best	Time	Gap	Interval	Km/h
1	26	Double R	GBR	Louis Foster	GBR			Dallara F320 HWA	Double R	16	14	1:36.449			173.7
2	20	Cryptotower Racing Team	JPN	Yifei Ye	CHN			Dallara F320 Spiess	Cryptotower Racing Team	11	8	1:36.515	0.066	0.066	173.6
3	28	Team Motopark	DEU	Cameron Das	USA			Dallara F320 Spiess	Team Motopark	15	14	1:36.997	0.548	0.482	172.7
4	69	Cryptotower Racing Team	JPN	Lukas Dunner	AUT			Dallara F320 Spiess	Cryptotower Racing Team	16	14	1:36.998	0.549	0.001	172.7
5	31	Carlin	GBR	Zane Maloney	BRB	R	1	Dallara F320 Spiess	Carlin	18	17	1:37.126	0.677	0.128	172.5
6	16	Van Amersfoort Racing	NLD	Andreas Estner	DEU			Dallara F320 HWA	Van Amersfoort Racing	21	19	1:37.202	0.753	0.076	172.4
7	33	Team Motopark	DEU	Manuel Maldonado	VEN			Dallara F320 Spiess	Team Motopark	18	17	1:37.235	0.786	0.033	172.3
8	4	Team Motopark	DEU	Niklas Krütten	DEU	R	2	Dallara F320 Spiess	Team Motopark	15	13	1:37.249	0.800	0.014	172.3
9	34	DRIVEX	ESP	Rafael Villagomez	MEX	R	3	Dallara F320 HWA	DRIVEX	16	15	1:37.270	0.821	0.021	172.2
10	12	DRIVEX	ESP	Glenn Van Berlo	NLD	R	4	Dallara F320 HWA	DRIVEX	12	7	1:37.430	0.981	0.160	172.0
11	99	Cryptotower Racing Team	JPN	Rui Andrade	AGO			Dallara F320 Spiess	Cryptotower Racing Team	15	13	1:37.670	1.221	0.240	171.5
12	15	Van Amersfoort Racing	NLD	Sebastian Estner	DEU	R	5	Dallara F320 HWA	Van Amersfoort Racing	19	12	1:37.684	1.235	0.014	171.5
13	6	Carlin	GBR	Ido Cohen	ISR			Dallara F320 Spiess	Carlin	16	15	1:37.724	1.275	0.040	171.4
14	25	Van Amersfoort Racing	NLD	Alexandre Bardinon	FRA			Dallara F320 HWA	Van Amersfoort Racing	18	14	1:37.881	1.432	0.157	171.2
15	8	Double R	GBR	Matthias Lüthen	DEU	R	6	Dallara F320 HWA	Double R	16	10	1:39.280	2.831	1.399	168.7

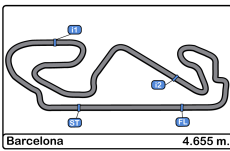
CAR 4 TIME 1:40.876 DELETED TRACK LIMITS AT T 15  
 CAR 34 TIME 1:38.200 DELETED TRACK LIMITS AT T 15  
 CAR 69 TIME 1:36.928 DELETED TRACK LIMITS AT T 15

Published at:.....

Track Temp: 24.8 °C    Air Temp: 20.4 °C    Humidity: 72 %    Track Status: DRY

<b>Stewards:</b>	<b>Race Director:</b>	<b>Timekeeper:</b> 
------------------	-----------------------	--






**Circuito de Barcelona**  
**Euroformula Open**  
**Free Practice - 2**  
**Provisional Results by Class**



Clas	Nº	Entrant	Nat	Driver	Nat	Cat	Clas	Chassis - Engine	Team	Laps	Best	Time	Gap	Interval	Km/h
1	26	Double R	GBR	Louis Foster	GBR			Dallara F320 HWA	Double R	16	14	1:36.449			173.7
2	20	Cryptotower Racing	JPN	Yifei Ye	CHN			Dallara F320 Spiess	Cryptotower Racing	11	8	1:36.515	0.066	0.066	173.6
3	28	Team Motopark	DEU	Cameron Das	USA			Dallara F320 Spiess	Team Motopark	15	14	1:36.997	0.548	0.482	172.7
4	69	Cryptotower Racing	JPN	Lukas Dunner	AUT			Dallara F320 Spiess	Cryptotower Racing	16	14	1:36.998	0.549	0.001	172.7
5	16	Van Amersfoort	NLD	Andreas Estner	DEU			Dallara F320 HWA	Van Amersfoort	21	19	1:37.202	0.753	0.204	172.4
6	33	Team Motopark	DEU	Manuel Maldonado	VEN			Dallara F320 Spiess	Team Motopark	18	17	1:37.235	0.786	0.033	172.3
7	99	Cryptotower Racing	JPN	Rui Andrade	AGO			Dallara F320 Spiess	Cryptotower Racing	15	13	1:37.670	1.221	0.435	171.5
8	6	Carlin	GBR	Ido Cohen	ISR			Dallara F320 Spiess	Carlin	16	15	1:37.724	1.275	0.054	171.4
9	25	Van Amersfoort	NLD	Alexandre Bardinon	FRA			Dallara F320 HWA	Van Amersfoort	18	14	1:37.881	1.432	0.157	171.2
<b>Rookie</b>															
1	31	Carlin	GBR	Zane Maloney	BRB	R	1	Dallara F320 Spiess	Carlin	18	17	1:37.126			172.5
2	4	Team Motopark	DEU	Niklas Krütten	DEU	R	2	Dallara F320 Spiess	Team Motopark	15	13	1:37.249	0.123	0.123	172.3
3	34	DRIVEX	ESP	Rafael Villagomez	MEX	R	3	Dallara F320 HWA	DRIVEX	16	15	1:37.270	0.144	0.021	172.2
4	12	DRIVEX	ESP	Glenn Van Berlo	NLD	R	4	Dallara F320 HWA	DRIVEX	12	7	1:37.430	0.304	0.160	172.0
5	15	Van Amersfoort	NLD	Sebastian Estner	DEU	R	5	Dallara F320 HWA	Van Amersfoort	19	12	1:37.684	0.558	0.254	171.5
6	8	Double R	GBR	Matthias Lüthen	DEU	R	6	Dallara F320 HWA	Double R	16	10	1:39.280	2.154	1.596	168.7

Published at:.....

Track Temp: 24.8 °C    Air Temp: 20.4 °C    Humidity: 72 %    Track Status: DRY

<b>Stewards:</b>	<b>Race Director:</b>	<b>Timekeeper:</b> 
------------------	-----------------------	--





**Circuit de Barcelona**  
**Euroformula Open**  
**Free Practice - 2**  
**Lap Analysis**



**4**

Niklas Krütten

Dallara F320 Spiess

**12**

Glenn Van Berlo

Dallara F320 HWA

R

Team Motopark

R

DRIVEX

Lap	D	Time	Sector 1	Sector 2	Sector 3	T. Spd	Elapsed	Lap	D	Time	Sector 1	Sector 2	Sector 3	T. Spd	Elapsed
1		16:16:16.496	16:15:01.306	40.773	34.417	165.3	16:16:16.496	1		16:12:13.050	16:10:54.373	41.397	37.280	158.8	16:12:13.050
2		<del>1:40.876</del>	30.104	37.892	32.880	224.0	16:17:57.372	2		1:52.368	31.705	42.149	38.514	235.8	16:14:05.418
3		1:57.093	P 32.759	39.566	44.768	228.3	16:19:54.465	3		1:43.015	33.301	37.467	32.247	234.7	16:15:48.433
4		8:33.202	7:19.411	38.283	35.508	181.8	16:28:27.667	4		1:38.186	29.080	36.916	32.190	236.8	16:17:26.619
5		1:43.766	29.448	37.007	37.311	231.2	16:30:11.433	5		1:47.491	P 29.570	36.950	40.971	238.9	16:19:14.110
6		1:38.300	28.976	36.882	32.442	235.2	16:31:49.733	6		16:44.062	15:32.413	38.893	32.756	169.8	16:35:58.172
7		1:46.890	P 29.036	36.751	41.103	236.8	16:33:36.623	7		<b>1:37.430</b>	28.928	36.717	<b>31.785</b>	234.7	16:37:35.602
8		8:08.372	6:54.040	40.431	33.901	152.7	16:41:44.995	8		1:39.541	28.869	36.706	33.966	236.3	16:39:15.143
9		1:40.145	29.977	37.783	32.385	226.4	16:43:25.140	9		1:37.967	28.881	36.629	32.457	236.3	16:40:53.110
10		1:38.423	28.924	37.136	32.363	232.7	16:45:03.563	10		1:37.434	<b>28.855</b>	36.678	31.901	238.4	16:42:30.544
11		1:37.422	28.860	36.477	32.085	233.7	16:46:40.985	11		1:37.881	29.186	36.628	32.067	238.4	16:44:08.425
12		1:37.423	28.781	36.447	32.195	234.7	16:48:18.408	12		1:41.514	P 28.897	<b>36.564</b>	36.053	238.4	16:45:49.939
13		<b>1:37.249</b>	28.758	<b>36.432</b>	<b>32.059</b>	235.2	16:49:55.657	<b>15</b> Sebastian Estner Dallara F320 HWA							
14		1:37.365	<b>28.751</b>	36.502	32.112	235.8	16:51:33.022	Van Amersfoort Racing							
15		1:54.039	P 29.259	37.436	47.344	236.3	16:53:27.061	R							

**6**

Ido Cohen

Dallara F320 Spiess

Carlin

Lap	D	Time	Sector 1	Sector 2	Sector 3	T. Spd	Elapsed	Lap	D	Time	Sector 1	Sector 2	Sector 3	T. Spd	Elapsed
1		16:12:08.943	16:10:52.114	41.249	35.580	174.7	16:12:08.943	1		16:11:53.397	16:10:40.908	39.145	33.344	182.4	16:11:53.397
2		1:47.567	31.209	39.610	36.748	227.3	16:13:56.510	2		1:43.849	29.897	39.527	34.425	224.5	16:13:37.246
3		1:50.838	P 29.561	39.682	41.595	233.7	16:15:47.348	3		1:39.179	29.488	37.138	32.553	227.8	16:15:16.425
4		12:30.733	11:13.591	41.506	35.636	171.1	16:28:18.081	4		1:38.435	29.311	36.789	32.335	230.2	16:16:54.860
5		1:50.849	30.538	41.594	38.717	231.2	16:30:08.930	5		1:37.977	29.018	36.624	32.335	232.7	16:18:32.837
6		1:45.378	29.007	40.278	36.093	236.8	16:31:54.308	6		2:02.122	P 35.742	41.689	44.691	231.2	16:20:34.959
7		1:38.564	29.044	36.906	32.614	234.2	16:33:32.872	7		8:44.117	P 7:23.495	38.738	41.884	179.1	16:29:19.076
8		1:55.512	P 29.099	40.927	45.486	235.2	16:35:28.384	8		2:09.476	58.833	37.613	33.030	164.3	16:31:28.552
9		4:45.131	3:25.949	42.757	36.425	169.0	16:40:13.515	9		1:40.355	29.658	37.315	33.382	234.2	16:33:08.907
10		1:45.293	30.674	39.433	35.186	216.4	16:41:58.808	10		1:38.102	29.065	36.648	32.389	234.2	16:34:47.009
11		1:38.191	29.025	36.839	32.327	233.2	16:43:36.999	11		1:38.079	28.957	36.785	32.337	235.2	16:36:25.088
12		1:37.924	28.975	<b>36.654</b>	32.295	234.7	16:45:14.923	12		<b>1:37.684</b>	28.933	36.660	<b>32.091</b>	234.7	16:38:02.772
13		1:50.768	32.171	43.118	35.479	233.2	16:47:05.691	13		1:37.777	28.947	36.659	32.171	234.2	16:39:40.549
14		1:38.036	29.018	36.817	<b>32.201</b>	233.2	16:48:43.727	14		1:37.955	28.912	36.704	32.339	233.7	16:41:18.504
15		<b>1:37.724</b>	<b>28.782</b>	36.719	32.223	233.2	16:50:21.451	15		1:37.754	28.842	36.589	32.323	235.8	16:42:56.258
16		2:01.457	P 32.824	44.682	43.951	234.7	16:52:22.908	16		1:37.960	<b>28.815</b>	36.894	32.251	236.3	16:44:34.218
								17		1:37.765	28.839	36.641	32.285	236.3	16:46:11.983
								18		1:38.286	28.998	36.766	32.522	236.8	16:47:50.269
								19		1:44.246	P 28.850	<b>36.577</b>	38.819	235.2	16:49:34.515

**8**

Matthias Lüthen

Dallara F320 HWA

R

Double R

Lap	D	Time	Sector 1	Sector 2	Sector 3	T. Spd	Elapsed
1		16:12:54.975	16:11:39.257	41.352	34.366	149.5	16:12:54.975
2		1:54.340	P 30.132	39.395	44.813	227.3	16:14:49.315
3		2:35.517	1:21.128	41.419	32.970	181.5	16:17:24.832
4		6:53.748	P 5:12.340	55.199	46.209	234.7	16:24:18.580
5		7:24.141	6:07.278	39.940	36.923	150.0	16:31:42.721
6		1:41.343	29.935	38.428	32.980	233.7	16:33:24.064
7		1:42.980	30.010	38.578	34.392	235.2	16:35:07.044
8		1:40.191	29.321	37.796	33.074	236.3	16:36:47.235
9		1:40.288	29.772	37.643	32.873	235.2	16:38:27.523
10		<b>1:39.280</b>	29.267	<b>37.377</b>	<b>32.636</b>	234.2	16:40:06.803
11		1:50.571	P 29.288	39.093	42.190	235.8	16:41:57.374
12		4:28.254	3:09.632	41.932	36.690	179.1	16:46:25.628
13		1:42.298	29.487	39.779	33.032	235.2	16:48:07.926
14		1:43.090	30.082	38.867	34.141	236.3	16:49:51.016
15		1:39.495	<b>29.248</b>	37.435	32.812	235.8	16:51:30.511
16		1:54.283	P 30.232	37.746	46.305	234.7	16:53:24.794





**Circuit de Barcelona**  
**Euroformula Open**  
**Free Practice - 2**  
**Lap Analysis**



16

Andreas Estner

Dallara F320 HWA

25

Alexandre Bardino

Dallara F320 HWA

Van Amersfoort Racing

Van Amersfoort Racing

Lap	D	Time	Sector 1	Sector 2	Sector 3	T. Spd	Elapsed	Lap	D	Time	Sector 1	Sector 2	Sector 3	T. Spd	Elapsed
1		16:12:01.242 P	16:10:43.828	39.162	38.252	178.8	16:12:01.242	1		16:12:12.006	16:10:52.499	42.835	36.672	137.4	16:12:12.006
2		2:16.941 P	1:03.246	37.372	36.323	180.9	16:14:18.183	2		1:48.013	30.228	41.213	36.572	225.4	16:14:00.019
3		2:10.285	1:00.734	37.073	32.478	180.9	16:16:28.468	3		1:42.633	29.848	38.640	34.145	232.2	16:15:42.652
4		1:38.713	28.926	37.139	32.648	237.8	16:18:07.181	4		1:40.061	29.478	37.387	33.196	234.7	16:17:22.713
5		1:53.659 P	33.888	39.550	40.221	239.4	16:20:00.840	5		1:49.800 P	29.114	37.497	43.189	236.3	16:19:12.513
6		8:28.330	7:16.800	38.188	33.342	183.0	16:28:29.170	6		9:08.486	7:52.246	40.853	35.387	171.4	16:28:20.999
7		1:40.401	28.868	36.920	34.613	237.8	16:30:09.571	7		1:45.836	30.149	39.437	36.250	223.6	16:30:06.835
8		1:38.456	28.772	37.269	32.415	241.6	16:31:48.027	8		1:39.028	29.151	37.082	32.795	235.8	16:31:45.863
9		1:38.815	28.835	36.708	33.272	238.9	16:33:26.842	9		1:42.871	28.965	37.141	36.765	237.3	16:33:28.734
10		1:37.901	28.723	36.709	32.469	239.4	16:35:04.743	10		1:48.404 P	29.238	37.427	41.739	238.4	16:35:17.138
11		1:37.765	28.735	36.621	32.409	237.8	16:36:42.508	11		5:52.172	4:40.140	38.991	33.041	176.1	16:41:09.310
12		1:37.468	28.783	36.478	32.207	235.8	16:38:19.976	12		1:40.107	29.371	37.879	32.857	235.2	16:42:49.417
13		1:37.533	28.781	36.523	32.229	236.3	16:39:57.509	13		1:38.472	28.988	37.004	32.480	235.8	16:44:27.889
14		1:37.645	28.794	36.567	32.284	236.8	16:41:35.154	14		1:37.881	28.815	36.663	32.403	237.3	16:46:05.770
15		1:37.529	28.630	36.463	32.436	237.8	16:43:12.683	15		1:38.076	28.754	36.647	32.675	237.8	16:47:43.846
16		1:37.269	28.615	36.396	32.258	237.8	16:44:49.952	16		1:38.004	28.684	36.815	32.505	237.8	16:49:21.850
17		1:37.447	28.617	36.601	32.229	238.9	16:46:27.399	17		1:38.449	28.770	36.867	32.812	237.8	16:51:00.299
18		1:38.057	28.639	36.887	32.531	240.0	16:48:05.456	18		2:22.940 P	40.600	49.015	53.325	162.4	16:53:23.239
19		1:37.202	28.575	36.454	32.173	240.5	16:49:42.658	19		1:37.202	28.575	36.454	32.173	240.5	16:49:42.658
20		1:37.246	28.671	36.425	32.150	237.8	16:51:19.904	20		1:37.246	28.671	36.425	32.150	237.8	16:51:19.904
21		1:45.169 P	28.654	36.698	39.817	237.3	16:53:05.073	21		1:45.169 P	28.654	36.698	39.817	237.3	16:53:05.073

20

Yifei Ye

Dallara F320 Spiess

Cryptotower Racing Team

Lap	D	Time	Sector 1	Sector 2	Sector 3	T. Spd	Elapsed
1		16:28:40.048	16:27:26.996	39.269	33.783	171.4	16:28:40.048
2		1:37.881	29.162	36.763	31.956	231.2	16:30:17.929
3		1:40.644	28.974	36.627	35.043	234.7	16:31:58.573
4		1:43.485 P	29.139	36.548	37.798	234.2	16:33:42.058
5		7:45.500	6:30.883	40.160	34.457	154.2	16:41:27.558
6		1:41.389	29.620	37.860	33.909	230.7	16:43:08.947
7		1:36.949	28.888	36.334	31.727	232.7	16:44:45.896
8		1:36.515	28.625	36.233	31.657	233.7	16:46:22.411
9		1:42.033	31.579	37.682	32.772	234.7	16:48:04.444
10		1:40.818	28.807	37.656	34.355	234.2	16:49:45.262
11		1:47.335 P	28.726	36.728	41.881	235.2	16:51:32.597

26

Louis Foster

Dallara F320 HWA

Double R

Lap	D	Time	Sector 1	Sector 2	Sector 3	T. Spd	Elapsed
1		16:12:35.942	16:11:23.097	39.223	33.622	185.2	16:12:35.942
2		1:47.689	29.460	37.509	40.720	232.2	16:14:23.631
3		1:38.993	29.363	37.065	32.565	233.7	16:16:02.624
4		1:37.966	29.027	36.687	32.252	236.3	16:17:40.590
5		2:04.938 P	34.739	43.515	46.684	237.3	16:19:45.528
6		9:16.768	8:02.509	37.428	36.831	179.7	16:29:02.296
7		1:37.859	28.950	36.624	32.285	235.8	16:30:40.155
8		1:37.583	28.858	36.548	32.177	236.3	16:32:17.738
9		1:42.144 P	28.679	37.526	35.939	238.4	16:33:59.882
10		6:30.418	5:19.688	38.208	32.522	182.4	16:40:30.300
11		1:37.432	29.029	36.503	31.900	235.2	16:42:07.732
12		1:36.997	28.658	36.391	31.948	236.8	16:43:44.729
13		1:36.606	28.627	36.245	31.734	237.3	16:45:21.335
14		1:36.449	28.527	36.206	31.716	237.8	16:46:57.784
15		1:36.830	28.641	36.418	31.771	237.3	16:48:34.614
16		1:43.385 P	29.150	38.226	36.009	237.8	16:50:17.999





**Circuit de Barcelona**  
**Euroformula Open**  
**Free Practice - 2**  
**Lap Analysis**



28

Cameron Das

Dallara F320 Spiess

33

Manuel Maldonado

Dallara F320 Spiess

Team Motopark

Team Motopark

Lap	D	Time	Sector 1	Sector 2	Sector 3	T. Spd	Elapsed	Lap	D	Time	Sector 1	Sector 2	Sector 3	T. Spd	Elapsed
1		16:17:14.967	16:15:57.072	43.471	34.424	176.4	16:17:14.967	1		16:12:06.648	16:10:50.348	41.274	35.026	180.6	16:12:06.648
2		1:42.660	31.381	38.038	33.241	210.5	16:18:57.627	2		1:44.803	32.072	38.392	34.339	206.1	16:13:51.451
3		1:57.872 P	33.628	41.823	42.421	226.4	16:20:55.499	3		1:39.214	29.666	37.208	32.340	229.7	16:15:30.665
4		7:09.021	5:57.842	37.926	33.253	180.9	16:28:04.520	4		1:38.893	29.270	37.212	32.411	233.2	16:17:09.558
5		1:38.657	29.677	36.822	32.158	231.7	16:29:43.177	5		1:38.248	29.142	36.941	32.165	233.7	16:18:47.806
6		1:37.586	28.975	36.540	32.071	232.2	16:31:20.763	6		2:03.591 P	33.890	43.865	45.836	228.8	16:20:51.397
7		1:37.454	28.957	36.518	31.979	233.7	16:32:58.217	7		7:57.288	6:46.602	37.956	32.730	181.8	16:28:48.685
8		1:43.471 P	28.930	36.764	37.777	234.2	16:34:41.688	8		1:38.719	29.266	37.114	32.339	232.7	16:30:27.404
9		7:35.040	6:22.758	39.468	32.814	180.9	16:42:16.728	9		1:44.117	29.159	39.190	35.768	233.2	16:32:11.521
10		1:42.127	31.404	37.745	32.978	205.3	16:43:58.855	10		1:38.303	29.043	36.860	32.400	232.7	16:33:49.824
11		1:37.139	28.851	36.591	31.697	233.2	16:45:35.994	11		1:52.975 P	30.794	39.864	42.317	234.2	16:35:42.799
12		1:45.451	30.804	40.492	34.155	233.7	16:47:21.445	12		7:10.437	5:54.133	41.974	34.330	176.1	16:42:53.236
13		1:37.550	29.036	36.551	31.963	233.2	16:48:58.995	13		1:46.733	31.278	39.967	35.488	210.9	16:44:39.969
14		1:36.997	28.885	36.355	31.757	233.7	16:50:35.992	14		1:37.948	29.154	36.858	31.936	232.7	16:46:17.917
15		1:43.946 P	29.420	36.791	37.735	233.7	16:52:19.938	15		1:37.918	29.013	36.739	32.166	234.2	16:47:55.835

31

Zane Maloney

Dallara F320 Spiess

R

Carlin

Lap	D	Time	Sector 1	Sector 2	Sector 3	T. Spd	Elapsed
1		16:11:58.778	16:10:39.572	41.999	37.207	171.4	16:11:58.778
2		1:46.579	30.754	40.496	35.329	207.2	16:13:45.357
3		1:38.895	29.400	37.128	32.367	231.7	16:15:24.252
4		1:38.220	29.088	36.757	32.375	234.2	16:17:02.472
5		1:37.947	28.963	36.724	32.260	235.8	16:18:40.419
6		1:57.827 P	32.838	43.205	41.784	235.8	16:20:38.246
7		7:30.467	6:18.600	38.674	33.193	189.8	16:28:08.713
8		1:41.912	29.101	37.021	35.790	234.7	16:29:50.625
9		1:38.099	28.832	36.700	32.567	237.3	16:31:28.724
10		1:43.841 P	29.153	36.894	37.794	235.8	16:33:12.565
11		6:17.976	5:01.647	40.803	35.526	179.1	16:39:30.541
12		1:44.983	30.057	39.226	35.700	233.2	16:41:15.524
13		1:37.911	28.962	36.688	32.261	236.8	16:42:53.435
14		1:37.713	29.011	36.608	32.094	235.8	16:44:31.148
15		1:37.215	28.778	36.440	31.997	237.3	16:46:08.363
16		1:37.140	28.708	36.410	32.022	237.8	16:47:45.503
17		1:37.126	28.615	36.429	32.082	236.8	16:49:22.629
18		1:45.809 P	28.677	39.723	37.409	238.9	16:51:08.438

34

Rafael Villagomez

Dallara F320 HWA

R

DRIVEX

Lap	D	Time	Sector 1	Sector 2	Sector 3	T. Spd	Elapsed
1		16:14:40.854	16:13:28.013	39.424	33.417	171.7	16:14:40.854
2		1:46.688	29.753	42.296	34.639	236.3	16:16:27.542
3		1:38.986	29.279	37.207	32.500	233.7	16:18:06.528
4		1:56.342 P	35.163	40.703	40.476	238.4	16:20:02.870
5		8:20.708	7:06.395	38.548	35.765	181.2	16:28:23.578
6		1:38.873	29.172	37.184	32.517	235.8	16:30:02.451
7		4:38.200	28.836	36.735	32.629	240.5	16:31:40.651
8		1:40.939	30.979	37.432	32.528	238.9	16:33:21.590
9		1:37.736	28.788	36.634	32.314	240.0	16:34:59.326
10		1:46.578 P	29.355	37.099	40.124	240.0	16:36:45.904
11		4:01.924	2:46.894	40.694	34.336	172.8	16:40:47.828
12		1:47.361	29.266	42.188	35.907	237.3	16:42:35.189
13		1:38.253	29.011	37.078	32.164	237.8	16:44:13.442
14		1:37.419	28.874	36.428	32.117	244.3	16:45:50.861
15		1:37.270	28.639	36.482	32.149	238.9	16:47:28.131
16		1:46.763 P	28.637	36.525	41.601	241.0	16:49:14.894





**Circuit de Barcelona**  
**Euroformula Open**  
**Free Practice - 2**  
**Lap Analysis**



**69**

Lukas Dunner

Dallara F320 Spiess

Cryptotower Racing Team

Lap	D	Time	Sector 1	Sector 2	Sector 3	T. Spd	Elapsed
1		16:12:19.158	16:11:00.930	42.617	35.611	173.3	16:12:19.158
2		1:52.950	32.026	41.301	39.623	219.9	16:14:12.108
3		1:43.602	29.306	37.123	37.173	229.7	16:15:55.710
4		1:37.948	29.065	36.762	32.121	231.7	16:17:33.658
5		1:50.363 P	30.365	39.892	40.106	234.2	16:19:24.021
6		10:23.095	9:11.620	38.573	32.902	186.2	16:29:47.116
7		1:39.731	29.101	37.884	32.746	232.7	16:31:26.847
8		1:37.979	29.091	36.700	32.188	233.7	16:33:04.826
9		1:37.754	28.997	36.635	32.122	234.7	16:34:42.580
10		1:48.123 P	30.108	40.335	37.680	232.7	16:36:30.703
11		6:45.064	5:27.183	41.471	36.410	182.7	16:43:15.767
12		1:41.513	30.827	37.433	33.253	221.3	16:44:57.280
13		1:37.085	28.997	36.457	31.631	233.7	16:46:34.365
14		1:36.998	28.873	36.321	31.804	234.2	16:48:11.363
15		<del>1:36.928</del>	28.765	36.385	31.778	236.3	16:49:48.291
16		1:45.505 P	28.720	36.540	40.245	236.8	16:51:33.796

**99**

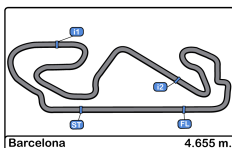
Rui Andrade

Dallara F320 Spiess

Cryptotower Racing Team

Lap	D	Time	Sector 1	Sector 2	Sector 3	T. Spd	Elapsed
1		16:12:23.926 P	16:11:02.271	40.653	41.002	180.3	16:12:23.926
2		2:33.290 P	1:06.642	47.908	38.740	180.0	16:14:57.216
3		2:45.564 P	1:29.394	37.775	38.395	181.5	16:17:42.780
4		10:48.216	9:33.683	39.242	35.291	181.5	16:28:30.996
5		1:44.471	30.401	37.571	36.499	214.7	16:30:15.467
6		1:47.381	32.845	37.600	36.936	234.2	16:32:02.848
7		1:41.928	31.911	37.271	32.746	234.7	16:33:44.776
8		1:38.295	29.031	36.901	32.363	234.2	16:35:23.071
9		1:45.210 P	29.146	36.943	39.121	233.7	16:37:08.281
10		7:08.230	5:54.906	39.860	33.464	179.7	16:44:16.511
11		1:42.177	30.305	38.070	33.802	213.0	16:45:58.688
12		1:38.213	29.152	36.689	32.372	233.2	16:47:36.901
13		1:37.670	28.818	36.653	32.199	234.7	16:49:14.571
14		1:37.700	28.884	36.702	32.114	234.7	16:50:52.271
15		1:43.991 P	28.944	36.740	38.307	234.2	16:52:36.262



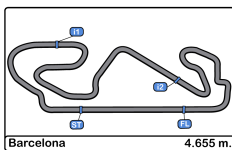


Circuito de Barcelona  
Euroformula Open  
Free Practice - 2  
Best Sectors Results



Sector - 1				Sector - 2				Sector - 3				Ideal Lap vs Best Lap				
Clas	Nº	Driver	Time	Nº	Driver	Time	Nº	Driver	Time	Clas	Nº	Driver	Ideal Lap	Best Lap	Clas	
1	26	Louis Foster	28.527	26	Louis Foster	36.206	69	Lukas Dunner	31.631	1	26	Louis Foster	1:36.449	1:36.449	1	
2	16	Andreas Estner	28.575	20	Yifei Ye	36.233	20	Yifei Ye	31.657	2	20	Yifei Ye	1:36.515	1:36.515	2	
3	31	Zane Maloney	28.615	69	Lukas Dunner	36.321	28	Cameron Das	31.697	3	69	Lukas Dunner	1:36.672	1:36.998	4	
4	20	Yifei Ye	28.625	28	Cameron Das	36.355	26	Louis Foster	31.716	4	28	Cameron Das	1:36.903	1:36.997	3	
5	34	Rafael Villagomez	28.637	16	Andreas Estner	36.396	12	Glenn Van Berlo	31.785	5	31	Zane Maloney	1:37.022	1:37.126	5	
6	25	Alexandre Bardinon	28.684	31	Zane Maloney	36.410	33	Manuel Maldonado	31.892	6	16	Andreas Estner	1:37.121	1:37.202	6	
7	69	Lukas Dunner	28.720	34	Rafael Villagomez	36.428	31	Zane Maloney	31.997	7	34	Rafael Villagomez	1:37.182	1:37.270	9	
8	4	Niklas Krütten	28.751	4	Niklas Krütten	36.432	4	Niklas Krütten	32.059	8	12	Glenn Van Berlo	1:37.204	1:37.430	10	
9	6	Ido Cohen	28.782	33	Manuel Maldonado	36.488	15	Sebastian Estner	32.091	9	33	Manuel Maldonado	1:37.235	1:37.235	7	
10	15	Sebastian Estner	28.815	12	Glenn Van Berlo	36.564	99	Rui Andrade	32.114	10	4	Niklas Krütten	1:37.242	1:37.249	8	
11	99	Rui Andrade	28.818	15	Sebastian Estner	36.577	34	Rafael Villagomez	32.117	11	15	Sebastian Estner	1:37.483	1:37.684	12	
12	28	Cameron Das	28.851	25	Alexandre Bardinon	36.647	16	Andreas Estner	32.150	12	99	Rui Andrade	1:37.585	1:37.670	11	
13	12	Glenn Van Berlo	28.855	99	Rui Andrade	36.653	6	Ido Cohen	32.201	13	6	Ido Cohen	1:37.637	1:37.724	13	
14	33	Manuel Maldonado	28.855	6	Ido Cohen	36.654	25	Alexandre Bardinon	32.403	14	25	Alexandre Bardinon	1:37.734	1:37.881	14	
15	8	Matthias Lüthen	29.248	8	Matthias Lüthen	37.377	8	Matthias Lüthen	32.636	15	8	Matthias Lüthen	1:39.261	1:39.280	15	





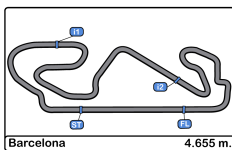
**Circuito de Barcelona**  
**Euroformula Open**  
**Free Practice - 2**  
**Best 5 Lap Times**



Cls	Nº	Entrant	Nat	Driver	Nat	Cat	Cls	Chassis - Engine	Team	Best 1		Best 2		Best 3		Best 4		Best 5	
										Time	Lap	Time	Lap	Time	Lap	Time	Lap	Time	Lap
1	26	Double R	GBR	Louis Foster	GBR			Dallara F320 HWA	Double R	1:36.449	14	1:36.606	13	1:36.830	15	1:36.997	12	1:37.432	11
2	20	Cryptotower Racing	JPN	Yifei Ye	CHN			Dallara F320 Spiess	Cryptotower Racing	1:36.515	8	1:36.949	7	1:37.881	2	1:40.644	3	1:40.818	10
3	28	Team Motopark	DEU	Cameron Das	USA			Dallara F320 Spiess	Team Motopark	1:36.997	14	1:37.139	11	1:37.454	7	1:37.550	13	1:37.586	6
4	69	Cryptotower Racing	JPN	Lukas Dunner	AUT			Dallara F320 Spiess	Cryptotower Racing	1:36.998	14	1:37.085	13	1:37.754	9	1:37.948	4	1:37.979	8
5	31	Carlin	GBR	Zane Maloney	BRB	R	1	Dallara F320 Spiess	Carlin	1:37.126	17	1:37.140	16	1:37.215	15	1:37.713	14	1:37.911	13
6	16	Van Amersfoort Racing	NLD	Andreas Estner	DEU			Dallara F320 HWA	Van Amersfoort Racing	1:37.202	19	1:37.246	20	1:37.269	16	1:37.447	17	1:37.468	12
7	33	Team Motopark	DEU	Manuel Maldonado	VEN			Dallara F320 Spiess	Team Motopark	1:37.235	17	1:37.501	16	1:37.918	15	1:37.948	14	1:38.303	10
8	4	Team Motopark	DEU	Niklas Krütten	DEU	R	2	Dallara F320 Spiess	Team Motopark	1:37.249	13	1:37.365	14	1:37.422	11	1:37.423	12	1:38.300	6
9	34	DRIVEX	ESP	Rafael Villagomez	MEX	R	3	Dallara F320 HWA	DRIVEX	1:37.270	15	1:37.419	14	1:37.736	9	1:38.253	13	1:38.873	6
10	12	DRIVEX	ESP	Glenn Van Berlo	NLD	R	4	Dallara F320 HWA	DRIVEX	1:37.430	7	1:37.434	10	1:37.881	11	1:37.967	9	1:38.186	4
11	99	Cryptotower Racing	JPN	Rui Andrade	AGO			Dallara F320 Spiess	Cryptotower Racing	1:37.670	13	1:37.700	14	1:38.213	12	1:38.295	8	1:41.928	7
12	15	Van Amersfoort Racing	NLD	Sebastian Estner	DEU	R	5	Dallara F320 HWA	Van Amersfoort Racing	1:37.684	12	1:37.754	15	1:37.765	17	1:37.777	13	1:37.955	14
13	6	Carlin	GBR	Ido Cohen	ISR			Dallara F320 Spiess	Carlin	1:37.724	15	1:37.924	12	1:38.036	14	1:38.191	11	1:38.564	7
14	25	Van Amersfoort Racing	NLD	Alexandre Bardinon	FRA			Dallara F320 HWA	Van Amersfoort Racing	1:37.881	14	1:38.004	16	1:38.076	15	1:38.449	17	1:38.472	13
15	8	Double R	GBR	Matthias Lüthen	DEU	R	6	Dallara F320 HWA	Double R	1:39.280	10	1:39.495	15	1:40.191	8	1:40.288	9	1:41.343	6





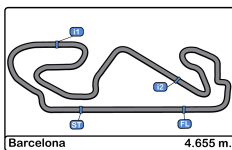


**Circuito de Barcelona**  
**Euroformula Open**  
**Free Practice - 2**  
**Best 5 Top Speeds**



Cls	Nº	Entrant	Nat	Driver	Nat	Cat	Cls	Chassis - Engine	Team	Top 1		Top 2		Top 3		Top 4		Top 5		Avg
										Km/h	Lap	Km/h	Lap	Km/h	Lap	Km/h	Lap	Km/h	Lap	
1	34	DRIVEX	ESP	Rafael Villagomez	MEX	R	1	Dallara F320 HWA	DRIVEX	244.3	14	241.0	16	240.5	7	240.0	9	240.0	10	241.1
2	16	Van Amersfoort Racing	NLD	Andreas Estner	DEU			Dallara F320 HWA	Van Amersfoort Racing	241.6	8	240.5	19	240.0	18	239.4	5	239.4	10	240.2
3	12	DRIVEX	ESP	Glenn Van Berlo	NLD	R	2	Dallara F320 HWA	DRIVEX	238.9	5	238.4	10	238.4	11	238.4	12	236.8	4	238.2
4	31	Carlin	GBR	Zane Maloney	BRB	R	3	Dallara F320 Spiess	Carlin	238.9	18	237.8	16	237.3	9	237.3	15	236.8	13	237.6
5	25	Van Amersfoort Racing	NLD	Alexandre Bardoin	FRA			Dallara F320 HWA	Van Amersfoort Racing	238.4	10	237.8	15	237.8	16	237.8	17	237.3	9	237.8
6	26	Double R	GBR	Louis Foster	GBR			Dallara F320 HWA	Double R	238.4	9	237.8	14	237.8	16	237.3	5	237.3	13	237.7
7	4	Team Motopark	DEU	Niklas Krütten	DEU	R	4	Dallara F320 Spiess	Team Motopark	236.8	7	236.3	15	235.8	14	235.2	6	235.2	13	235.9
8	6	Carlin	GBR	Ido Cohen	ISR			Dallara F320 Spiess	Carlin	236.8	6	235.2	8	234.7	12	234.7	16	234.2	7	235.1
9	15	Van Amersfoort Racing	NLD	Sebastian Estner	DEU	R	5	Dallara F320 HWA	Van Amersfoort Racing	236.8	18	236.3	16	236.3	17	235.8	15	235.2	11	236.1
10	69	Cryptotower Racing	JPN	Lukas Dunner	AUT			Dallara F320 Spiess	Cryptotower Racing	236.8	16	236.3	15	234.7	9	234.2	5	234.2	14	235.2
11	8	Double R	GBR	Matthias Lüthen	DEU	R	6	Dallara F320 HWA	Double R	236.3	8	236.3	14	235.8	11	235.8	15	235.2	7	235.9
12	20	Cryptotower Racing	JPN	Yifei Ye	CHN			Dallara F320 Spiess	Cryptotower Racing	235.2	11	234.7	3	234.7	9	234.2	4	234.2	10	234.6
13	99	Cryptotower Racing	JPN	Rui Andrade	AGO			Dallara F320 Spiess	Cryptotower Racing	234.7	7	234.7	13	234.7	14	234.2	6	234.2	8	234.5
14	28	Team Motopark	DEU	Cameron Das	USA			Dallara F320 Spiess	Team Motopark	234.2	8	233.7	7	233.7	12	233.7	14	233.7	15	233.8
15	33	Team Motopark	DEU	Manuel Maldonado	VEN			Dallara F320 Spiess	Team Motopark	234.2	11	234.2	15	234.2	16	233.7	5	233.7	17	234.0



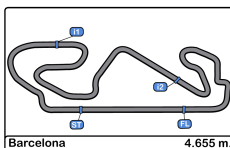


**Circuito de Barcelona**  
**Euroformula Open**  
**Free Practice - 2**  
**Fastest Laps Sequence**



Lap	Time of Day	Session Time	Nº	Entrant	Nat	Driver	Nat	Cat	Chassis - Engine	Team	Time	Km/h
2	16:13:37.246	3:37.246	15	Van Amersfoort Racing		Sebastian Estner		R	Dallara F320 HWA	Van Amersfoort Racing	<b>1:43.849</b>	161.3
3	16:15:16.425	5:16.425	15	Van Amersfoort Racing		Sebastian Estner		R	Dallara F320 HWA	Van Amersfoort Racing	<b>1:39.179</b>	168.9
3	16:15:24.252	5:24.252	31	Carlin		Zane Maloney		R	Dallara F320 Spiess	Carlin	<b>1:38.895</b>	169.4
4	16:16:54.860	6:54.860	15	Van Amersfoort Racing		Sebastian Estner		R	Dallara F320 HWA	Van Amersfoort Racing	<b>1:38.435</b>	170.2
4	16:17:02.472	7:02.472	31	Carlin		Zane Maloney		R	Dallara F320 Spiess	Carlin	<b>1:38.220</b>	170.6
4	16:17:26.619	7:26.619	12	DRIVEX		Glenn Van Berlo		R	Dallara F320 HWA	DRIVEX	<b>1:38.186</b>	170.6
4	16:17:33.658	7:33.658	69	Cryptotower Racing Team		Lukas Dunner			Dallara F320 Spiess	Cryptotower Racing Team	<b>1:37.948</b>	171.0
2	16:30:17.929	20:17.929	20	Cryptotower Racing Team		Yifei Ye			Dallara F320 Spiess	Cryptotower Racing Team	<b>1:37.881</b>	171.2
7	16:30:40.155	20:40.155	26	Double R		Louis Foster			Dallara F320 HWA	Double R	<b>1:37.859</b>	171.2
6	16:31:20.763	21:20.763	28	Team Motopark		Cameron Das			Dallara F320 Spiess	Team Motopark	<b>1:37.586</b>	171.7
8	16:32:17.738	22:17.738	26	Double R		Louis Foster			Dallara F320 HWA	Double R	<b>1:37.583</b>	171.7
7	16:32:58.217	22:58.217	28	Team Motopark		Cameron Das			Dallara F320 Spiess	Team Motopark	<b>1:37.454</b>	171.9
7	16:37:35.602	27:35.602	12	DRIVEX		Glenn Van Berlo		R	Dallara F320 HWA	DRIVEX	<b>1:37.430</b>	172.0
12	16:43:44.729	33:44.729	26	Double R		Louis Foster			Dallara F320 HWA	Double R	<b>1:36.997</b>	172.7
7	16:44:45.896	34:45.896	20	Cryptotower Racing Team		Yifei Ye			Dallara F320 Spiess	Cryptotower Racing Team	<b>1:36.949</b>	172.8
13	16:45:21.335	35:21.335	26	Double R		Louis Foster			Dallara F320 HWA	Double R	<b>1:36.606</b>	173.4
8	16:46:22.411	36:22.411	20	Cryptotower Racing Team		Yifei Ye			Dallara F320 Spiess	Cryptotower Racing Team	<b>1:36.515</b>	173.6
14	16:46:57.784	36:57.784	26	Double R		Louis Foster			Dallara F320 HWA	Double R	<b>1:36.449</b>	173.7



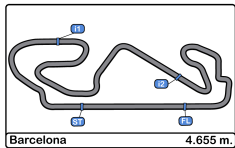


**Circuito de Barcelona**  
**Euroformula Open**  
**Free Practice - 2**  
**Event Best Maximum Speed**



Nº	Entrant	Nat	Driver	Nat	Cat	Clas	Chassis - Engine	Team	Km/h	Session	
34	DRIVEX		ESP Rafael Villagomez		MEX	R	1	Dallara F320 HWA	DRIVEX	<b>244.3</b>	Free Practice - 2
16	Van Amersfoort Racing		NLD Andreas Estner		DEU			Dallara F320 HWA	Van Amersfoort Racing	<b>241.6</b>	Free Practice - 2
12	DRIVEX		ESP Glenn Van Berlo		NLD	R	2	Dallara F320 HWA	DRIVEX	<b>238.9</b>	Free Practice - 2
31	Carlin		GBR Zane Maloney		BRB	R	3	Dallara F320 Spiess	Carlin	<b>238.9</b>	Free Practice - 2
26	Double R		GBR Louis Foster		GBR			Dallara F320 HWA	Double R	<b>238.4</b>	Free Practice - 2
25	Van Amersfoort Racing		NLD Alexandre Bardinon		FRA			Dallara F320 HWA	Van Amersfoort Racing	<b>238.4</b>	Free Practice - 2
15	Van Amersfoort Racing		NLD Sebastian Estner		DEU	R	4	Dallara F320 HWA	Van Amersfoort Racing	<b>237.3</b>	Free Practice - 1
6	Carlin		GBR Ido Cohen		ISR			Dallara F320 Spiess	Carlin	<b>236.8</b>	Free Practice - 2
4	Team Motopark		DEU Niklas Krütten		DEU	R	5	Dallara F320 Spiess	Team Motopark	<b>236.8</b>	Free Practice - 2
69	Cryptotower Racing Team		JPN Lukas Dunner		AUT			Dallara F320 Spiess	Cryptotower Racing Team	<b>236.8</b>	Free Practice - 2
33	Team Motopark		DEU Manuel Maldonado		VEN			Dallara F320 Spiess	Team Motopark	<b>236.3</b>	Free Practice - 1
8	Double R		GBR Matthias Lüthen		DEU	R	6	Dallara F320 HWA	Double R	<b>236.3</b>	Free Practice - 2
20	Cryptotower Racing Team		JPN Yifei Ye		CHN			Dallara F320 Spiess	Cryptotower Racing Team	<b>235.2</b>	Free Practice - 2
99	Cryptotower Racing Team		JPN Rui Andrade		AGO			Dallara F320 Spiess	Cryptotower Racing Team	<b>234.7</b>	Free Practice - 2
28	Team Motopark		DEU Cameron Das		USA			Dallara F320 Spiess	Team Motopark	<b>234.2</b>	Free Practice - 2





**Circuit de Barcelona**  
Euroformula Open  
Free Practice - 2  
Pit Stop Analysis



**4** Niklas Krütten R Team Motopark  
Dallara F320 Spiess

Nr.	In Day Time	In Time	Out Time	Pit Time	T. Pit Time	Handicap	Penalty
1	16:19:51.686	16:19:51.686	16:26:44.137	6:52.451	6:52.451		
2	16:33:33.938	16:33:33.938	16:39:58.169	6:24.231	13:16.682		

**6** Ido Cohen Carlin  
Dallara F320 Spiess

Nr.	In Day Time	In Time	Out Time	Pit Time	T. Pit Time	Handicap	Penalty
1	16:15:44.800	16:15:44.800	16:26:29.067	10:44.267	10:44.267		
2	16:35:25.898	16:35:25.898	16:38:21.325	2:55.427	13:39.694		

**8** Matthias Lüthen R Double R  
Dallara F320 HWA

Nr.	In Day Time	In Time	Out Time	Pit Time	T. Pit Time	Handicap	Penalty
1	16:14:46.806	16:14:46.806	16:15:16.203	29.397	29.397		
2	16:24:16.070	16:24:16.070	16:29:53.166	5:37.096	6:06.493		
3	16:41:54.847	16:41:54.847	16:44:37.042	2:42.195	8:48.688		

**12** Glenn Van Berlo R DRIVEX  
Dallara F320 HWA

Nr.	In Day Time	In Time	Out Time	Pit Time	T. Pit Time	Handicap	Penalty
1	16:19:11.615	16:19:11.615	16:34:14.095	15:02.480	15:02.480		

**15** Sebastian Estner R Van Amersfoort Racing  
Dallara F320 HWA

Nr.	In Day Time	In Time	Out Time	Pit Time	T. Pit Time	Handicap	Penalty
1	16:20:32.470	16:20:32.470	16:27:11.495	6:39.025	6:39.025		
2	16:29:16.605	16:29:16.605	16:29:39.340	22.735	7:01.760		

**16** Andreas Estner Van Amersfoort Racing  
Dallara F320 HWA

Nr.	In Day Time	In Time	Out Time	Pit Time	T. Pit Time	Handicap	Penalty
1	16:11:58.742	16:11:58.742	16:12:22.773	24.031	24.031		
2	16:14:15.670	16:14:15.670	16:14:39.761	24.091	48.122		
3	16:19:58.357	16:19:58.357	16:26:34.592	6:36.235	7:24.357		

**20** Yifei Ye Cryptotower Racing Team  
Dallara F320 Spiess

Nr.	In Day Time	In Time	Out Time	Pit Time	T. Pit Time	Handicap	Penalty
1	16:33:39.225	16:33:39.225	16:39:39.855	6:00.630	6:00.630		

**25** Alexandre Bardinon Van Amersfoort Racing  
Dallara F320 HWA

Nr.	In Day Time	In Time	Out Time	Pit Time	T. Pit Time	Handicap	Penalty
1	16:19:10.029	16:19:10.029	16:26:32.191	7:22.162	7:22.162		
2	16:35:14.733	16:35:14.733	16:39:26.007	4:11.274	11:33.436		

**26** Louis Foster Double R  
Dallara F320 HWA

Nr.	In Day Time	In Time	Out Time	Pit Time	T. Pit Time	Handicap	Penalty
1	16:19:42.999	16:19:42.999	16:27:04.878	7:21.879	7:21.879		
2	16:33:57.424	16:33:57.424	16:38:48.350	4:50.926	12:12.805		

**28** Cameron Das Team Motopark  
Dallara F320 Spiess

Nr.	In Day Time	In Time	Out Time	Pit Time	T. Pit Time	Handicap	Penalty
1	16:20:52.841	16:20:52.841	16:26:22.957	5:30.116	5:30.116		
2	16:34:39.076	16:34:39.076	16:40:33.941	5:54.865	11:24.981		

**31** Zane Maloney R Carlin  
Dallara F320 Spiess

Nr.	In Day Time	In Time	Out Time	Pit Time	T. Pit Time	Handicap	Penalty
1	16:20:35.776	16:20:35.776	16:26:27.790	5:52.014	5:52.014		
2	16:33:10.110	16:33:10.110	16:37:43.683	4:33.573	10:25.587		

**33** Manuel Maldonado Team Motopark  
Dallara F320 Spiess

Nr.	In Day Time	In Time	Out Time	Pit Time	T. Pit Time	Handicap	Penalty
1	16:20:48.417	16:20:48.417	16:26:59.607	6:11.190	6:11.190		
2	16:35:39.892	16:35:39.892	16:41:03.951	5:24.059	11:35.249		

**34** Rafael Villagomez R DRIVEX  
Dallara F320 HWA

Nr.	In Day Time	In Time	Out Time	Pit Time	T. Pit Time	Handicap	Penalty
1	16:20:00.183	16:20:00.183	16:26:38.033	6:37.850	6:37.850		
2	16:36:43.341	16:36:43.341	16:39:01.259	2:17.918	8:55.768		

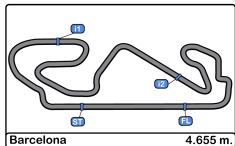
**69** Lukas Dunner Cryptotower Racing Team  
Dallara F320 Spiess

Nr.	In Day Time	In Time	Out Time	Pit Time	T. Pit Time	Handicap	Penalty
1	16:19:21.402	16:19:21.402	16:28:03.261	8:41.859	8:41.859		
2	16:36:28.137	16:36:28.137	16:41:23.967	4:55.830	13:37.689		

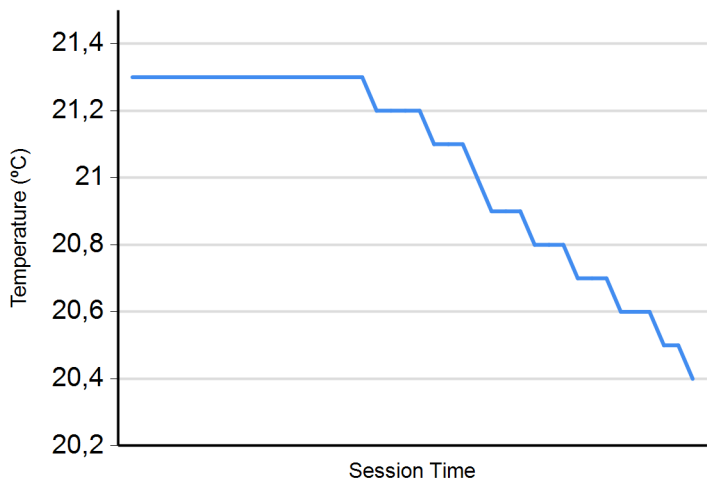
**99** Rui Andrade Cryptotower Racing Team  
Dallara F320 Spiess

Nr.	In Day Time	In Time	Out Time	Pit Time	T. Pit Time	Handicap	Penalty
1	16:12:21.419	16:12:21.419	16:12:44.621	23.202	23.202		
2	16:14:54.718	16:14:54.718	16:15:18.913	24.195	47.397		
3	16:17:40.242	16:17:40.242	16:26:45.052	9:04.810	9:52.207		
4	16:37:05.618	16:37:05.618	16:42:33.348	5:27.730	15:19.937		

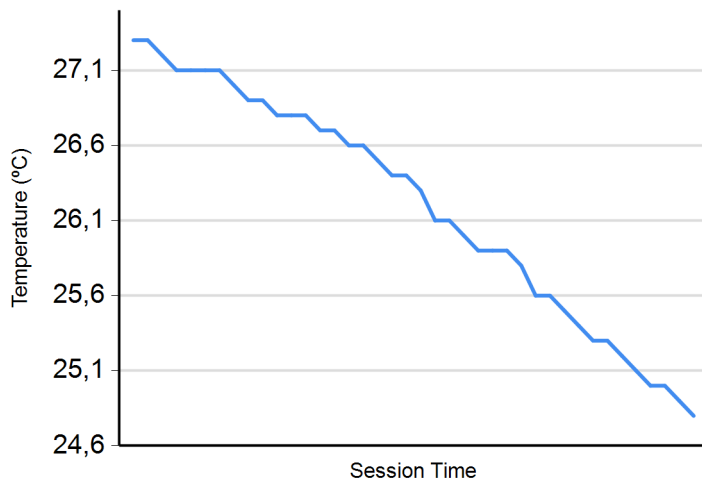




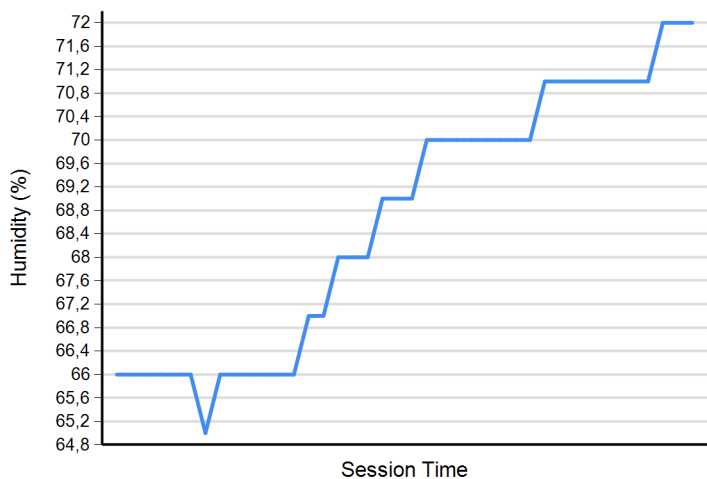
**Air Temperature**



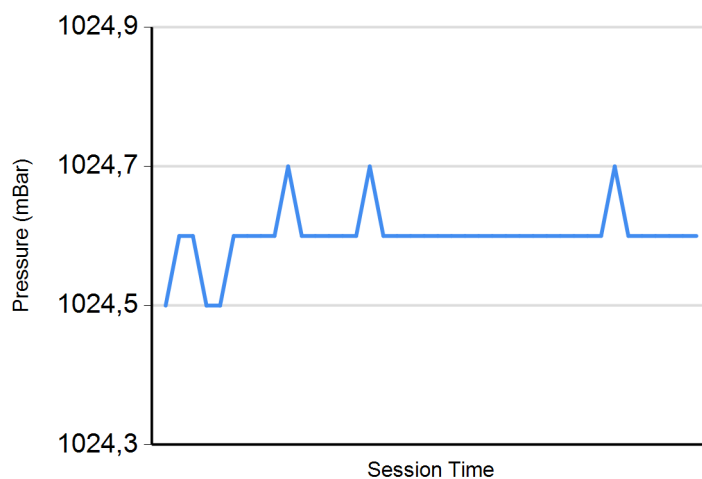
**Track Temperature**



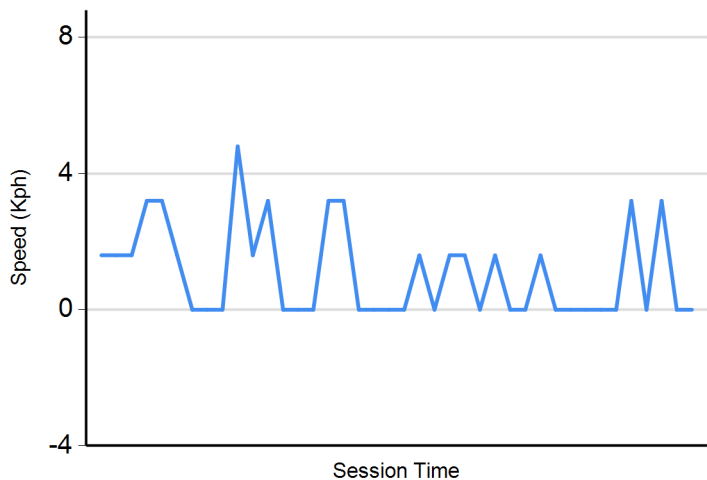
**Humidity**



**Pressure**

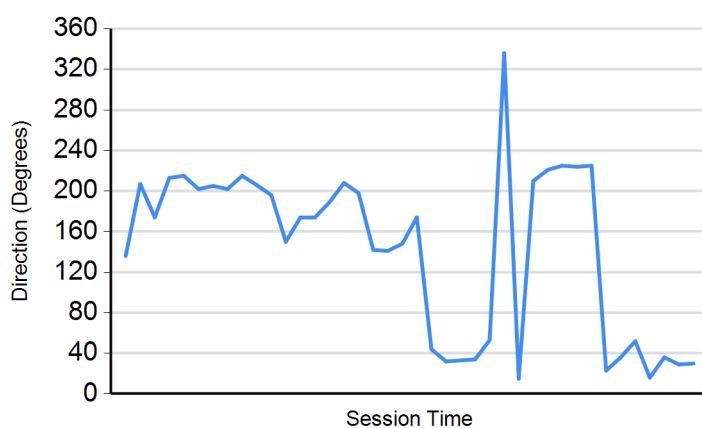


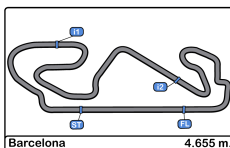
**Wind Speed**



**Wind direction**

North = 0°/360° Est = 90° South = 180° West = 270°





**Circuito de Barcelona**  
**Euroformula Open**  
**Free Practice 1 - 2**  
**Combined Results**



Cls	Nº	Entrant	Nat	Driver	Nat	Cat	Cls	Chassis - Engine	Team	Laps	Free Practice - 1	Free Practice - 2	Best	Gap	Interval	Km/h		
1	26	Double R	GBR	Louis Foster	GBR			Dallara F320 HWA	Double R	35	1:37.334	18	<b>1:36.449</b>			173.7		
2	20	Cryptotower Racing	JPN	Yifei Ye	CHN			Dallara F320 Spiess	Cryptotower Racing	29	1:37.918	13	<b>1:36.515</b>	0.066	0.066	173.6		
3	28	Team Motopark	DEU	Cameron Das	USA			Dallara F320 Spiess	Team Motopark	31	1:37.859	13	<b>1:36.997</b>	0.548	0.482	172.7		
4	69	Cryptotower Racing	JPN	Lukas Dunner	AUT			Dallara F320 Spiess	Cryptotower Racing	31	1:37.541	11	<b>1:36.998</b>	0.549	0.001	172.7		
5	16	Van Amersfoort Racing	NLD	Andreas Estner	DEU			Dallara F320 HWA	Van Amersfoort Racing	37	<b>1:37.022</b>	11	1:37.202	19	<b>1:37.022</b>	0.573	0.024	172.7
6	31	Carlin	GBR	Zane Maloney	BRB	R	1	Dallara F320 Spiess	Carlin	36	1:37.981	17	<b>1:37.126</b>	0.677	0.104	172.5		
7	33	Team Motopark	DEU	Manuel Maldonado	VEN			Dallara F320 Spiess	Team Motopark	35	1:38.258	10	<b>1:37.235</b>	0.786	0.109	172.3		
8	4	Team Motopark	DEU	Niklas Krütten	DEU	R	2	Dallara F320 Spiess	Team Motopark	33	1:38.116	15	<b>1:37.249</b>	0.800	0.014	172.3		
9	34	DRIVEX	ESP	Rafael Villagomez	MEX	R	3	Dallara F320 HWA	DRIVEX	38	1:38.488	15	<b>1:37.270</b>	0.821	0.021	172.2		
10	12	DRIVEX	ESP	Glenn Van Berlo	NLD	R	4	Dallara F320 HWA	DRIVEX	31	1:38.146	17	<b>1:37.430</b>	0.981	0.160	172.0		
11	99	Cryptotower Racing	JPN	Rui Andrade	AGO			Dallara F320 Spiess	Cryptotower Racing	34	1:38.486	15	<b>1:37.670</b>	1.221	0.240	171.5		
12	15	Van Amersfoort Racing	NLD	Sebastian Estner	DEU	R	5	Dallara F320 HWA	Van Amersfoort Racing	34	1:38.380	14	<b>1:37.684</b>	1.235	0.014	171.5		
13	6	Carlin	GBR	Ido Cohen	ISR			Dallara F320 Spiess	Carlin	27	1:39.336	10	<b>1:37.724</b>	1.275	0.040	171.4		
14	25	Van Amersfoort Racing	NLD	Alexandre Bardinon	FRA			Dallara F320 HWA	Van Amersfoort Racing	38	1:38.032	12	<b>1:37.881</b>	1.432	0.157	171.2		
15	8	Double R	GBR	Matthias Lüthen	DEU	R	6	Dallara F320 HWA	Double R	34	1:39.824	13	<b>1:39.280</b>	2.831	1.399	168.7		

CAR 12 TIME 1:41.552 DELETED TRACK LIMITS AT T 15  
 CAR 4 TIME 1:40.876 DELETED TRACK LIMITS AT T 15  
 CAR 34 TIME 1:38.200 DELETED TRACK LIMITS AT T 15  
 CAR 69 TIME 1:36.928 DELETED TRACK LIMITS AT T 15

Published at:.....

<b>Stewards:</b>	<b>Race Director:</b>	<b>Timekeeper:</b>
------------------	-----------------------	--------------------

