


Circuito de Barcelona
Euroformula Open
Private test - 2
Provisional Results



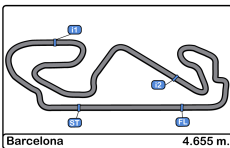
Clas	Nº	Entrant	Nat	Driver	Nat	Cat	Clas	Chassis - Engine	Team	Laps	Best	Time	Gap	Interval	Km/h
1	16	Van Amersfoort Racing	NLD	Andreas Estner	DEU			Dallara F320 HWA	Van Amersfoort Racing	23	14	1:36.008			174.5
2	20	Cryptotower Racing Team	JPN	Yifei Ye	CHN			Dallara F320 Spiess	Cryptotower Racing Team	23	11	1:36.088	0.080	0.080	174.4
3	31	Carlin	GBR	Zane Maloney	GBR	R	1	Dallara F320 Spiess	Carlin	28	5	1:36.307	0.299	0.219	174.0
4	69	Cryptotower Racing Team	JPN	Lukas Dunner	AUT			Dallara F320 Spiess	Cryptotower Racing Team	22	21	1:36.326	0.318	0.019	173.9
5	26	Double R	GBR	Louis Foster	GBR			Dallara F320 HWA	Double R	23	22	1:36.458	0.450	0.132	173.7
6	28	Team Motopark	DEU	Cameron Das	USA			Dallara F320 Spiess	Team Motopark	15	8	1:36.495	0.487	0.037	173.6
7	12	DRIVEX	ESP	Glenn Van Berlo	NLD	R	2	Dallara F320 HWA	DRIVEX	30	18	1:36.698	0.690	0.203	173.3
8	25	Van Amersfoort Racing	NLD	Alexandre Bardinon	FRA			Dallara F320 HWA	Van Amersfoort Racing	25	20	1:36.841	0.833	0.143	173.0
9	34	DRIVEX	ESP	Rafael Villagomez	MEX	R	3	Dallara F320 HWA	DRIVEX	28	27	1:36.876	0.868	0.035	172.9
10	15	Van Amersfoort Racing	NLD	Sebastian Estner	DEU	R	4	Dallara F320 HWA	Van Amersfoort Racing	19	17	1:36.921	0.913	0.045	172.9
11	99	Cryptotower Racing Team	JPN	Rui Andrade	AGO			Dallara F320 Spiess	Cryptotower Racing Team	21	19	1:36.955	0.947	0.034	172.8
12	33	Team Motopark	DEU	Manuel Maldonado	VEN			Dallara F320 Spiess	Team Motopark	24	10	1:36.972	0.964	0.017	172.8
13	4	Team Motopark	DEU	Niklas Krütten	DEU	R	5	Dallara F320 Spiess	Team Motopark	19	18	1:37.053	1.045	0.081	172.6
14	6	Carlin	GBR	Ido Cohen	ISR			Dallara F320 Spiess	Carlin	22	19	1:37.072	1.064	0.019	172.6
15	8	Double R	GBR	Matthias Lüthen	DEU	R	6	Dallara F320 HWA	Double R	19	16	1:39.079	3.071	2.007	169.1

Published at:.....

Track Temp: 27.6 °C Air Temp: 19.2 °C Humidity: 67 % Track Status: DRY

Stewards:	Race Director:	Timekeeper: 
-----------	----------------	---





Circuito de Barcelona
Euroformula Open
Private test - 2
Provisional Results by Class



Clas	Nº	Entrant	Nat	Driver	Nat	Cat	Clas	Chassis - Engine	Team	Laps	Best	Time	Gap	Interval	Km/h
1	16	Van Amersfoort	NLD	Andreas Estner	DEU			Dallara F320 HWA	Van Amersfoort	23	14	1:36.008			174.5
2	20	Cryptotower Racing	JPN	Yifei Ye	CHN			Dallara F320 Spiess	Cryptotower Racing	23	11	1:36.088	0.080	0.080	174.4
3	69	Cryptotower Racing	JPN	Lukas Dunner	AUT			Dallara F320 Spiess	Cryptotower Racing	22	21	1:36.326	0.318	0.238	173.9
4	26	Double R	GBR	Louis Foster	GBR			Dallara F320 HWA	Double R	23	22	1:36.458	0.450	0.132	173.7
5	28	Team Motopark	DEU	Cameron Das	USA			Dallara F320 Spiess	Team Motopark	15	8	1:36.495	0.487	0.037	173.6
6	25	Van Amersfoort	NLD	Alexandre Bardinon	FRA			Dallara F320 HWA	Van Amersfoort	25	20	1:36.841	0.833	0.346	173.0
7	99	Cryptotower Racing	JPN	Rui Andrade	AGO			Dallara F320 Spiess	Cryptotower Racing	21	19	1:36.955	0.947	0.114	172.8
8	33	Team Motopark	DEU	Manuel Maldonado	VEN			Dallara F320 Spiess	Team Motopark	24	10	1:36.972	0.964	0.017	172.8
9	6	Carlin	GBR	Ido Cohen	ISR			Dallara F320 Spiess	Carlin	22	19	1:37.072	1.064	0.100	172.6
Rookie															
1	31	Carlin	GBR	Zane Maloney	BRB	R	1	Dallara F320 Spiess	Carlin	28	5	1:36.307			174.0
2	12	DRIVEX	ESP	Glenn Van Berlo	NLD	R	2	Dallara F320 HWA	DRIVEX	30	18	1:36.698	0.391	0.391	173.3
3	34	DRIVEX	ESP	Rafael Villagomez	MEX	R	3	Dallara F320 HWA	DRIVEX	28	27	1:36.876	0.569	0.178	172.9
4	15	Van Amersfoort	NLD	Sebastian Estner	DEU	R	4	Dallara F320 HWA	Van Amersfoort	19	17	1:36.921	0.614	0.045	172.9
5	4	Team Motopark	DEU	Niklas Krütten	DEU	R	5	Dallara F320 Spiess	Team Motopark	19	18	1:37.053	0.746	0.132	172.6
6	8	Double R	GBR	Matthias Lüthen	DEU	R	6	Dallara F320 HWA	Double R	19	16	1:39.079	2.772	2.026	169.1

Published at:.....

Track Temp: 27.6 °C Air Temp: 19.2 °C Humidity: 67 % Track Status: DRY

Stewards:	Race Director:	Timekeeper: 
-----------	----------------	---





Circuit de Barcelona
Euroformula Open
Private test - 2
Lap Analysis



4

Niklas Krütten

Dallara F320 Spiess

8

Matthias Lüthen

Dallara F320 HWA

R

Team Motopark

R

Double R

Lap	D	Time	Sector 1	Sector 2	Sector 3	T. Spd	Elapsed	Lap	D	Time	Sector 1	Sector 2	Sector 3	T. Spd	Elapsed
1		11:26:42.516	11:25:25.796	42.806	33.914	172.8	11:26:42.516	1		11:21:48.440	11:20:31.658	42.041	34.741	161.1	11:21:48.440
2		1:41.563	30.405	38.352	32.806	221.3	11:28:24.079	2		1:40.354	29.713	37.837	32.804	233.2	11:23:28.794
3		1:38.311	29.300	36.944	32.067	230.2	11:30:02.390	3		1:39.200	29.227	37.426	32.547	234.2	11:25:07.994
4		1:38.304	29.170	37.008	32.126	231.2	11:31:40.694	4		1:40.032	29.353	37.347	33.332	234.7	11:26:48.026
5		1:44.812	31.484	39.805	33.523	232.2	11:33:25.506	5		1:39.660	29.214	37.266	33.180	235.2	11:28:27.686
6		1:37.851	29.132	36.701	32.018	231.7	11:35:03.357	6		1:39.182	29.061	37.280	32.841	236.3	11:30:06.868
7		1:44.936 P	29.367	36.903	38.666	233.7	11:36:48.293	7		1:49.159 P	29.151	38.026	41.982	236.3	11:31:56.027
8		13:34.660	12:17.967	42.576	34.117	171.1	11:50:22.953	8		6:25.998	5:05.534	44.673	35.791	136.7	11:38:22.025
9		1:40.765	30.307	37.777	32.681	221.3	11:52:03.718	9		1:45.005	30.404	41.971	32.630	233.2	11:40:07.030
10		1:37.133	29.045	36.332	31.756	231.2	11:53:40.851	10		1:51.665 P	29.423	38.331	43.911	235.2	11:41:58.695
11		1:37.076	29.000	36.276	31.800	232.2	11:55:17.927	11		22:09.613	20:54.053	41.163	34.397	167.1	12:04:08.308
12		1:43.877 P	29.076	36.897	37.904	231.2	11:57:01.804	12		1:41.055	30.318	37.901	32.836	230.2	12:05:49.363
13		10:43.062	9:22.525	43.020	37.517	167.4	12:07:44.866	13		1:40.046	29.436	37.530	33.080	233.2	12:07:29.409
14		1:42.535	31.201	38.115	33.219	216.4	12:09:27.401	14		1:40.124	29.738	37.764	32.622	222.6	12:09:09.533
15		1:37.383	29.069	36.382	31.932	228.8	12:11:04.784	15		1:39.331	29.213	37.445	32.673	234.2	12:10:48.864
16		1:43.920	28.971	41.618	33.331	231.7	12:12:48.704	16		1:39.079	29.052	37.279	32.748	235.2	12:12:27.943
17		1:41.181	28.995	36.278	35.908	230.7	12:14:29.885	17		1:40.983	29.049	38.029	33.905	237.3	12:14:08.926
18		1:37.053	29.020	36.310	31.723	229.7	12:16:06.938	18		1:39.204	29.172	37.273	32.759	234.2	12:15:48.130
19		1:45.027 P	29.528	37.479	38.020	230.2	12:17:51.965	19		1:50.357 P	29.202	36.878	44.277	233.2	12:17:38.487

6

Ido Cohen

Dallara F320 Spiess

12

Glenn Van Berlo

Dallara F320 HWA

Carlin

R

DRIVEX

Lap	D	Time	Sector 1	Sector 2	Sector 3	T. Spd	Elapsed	Lap	D	Time	Sector 1	Sector 2	Sector 3	T. Spd	Elapsed
1		11:06:14.642	11:04:53.753	44.407	36.482	152.3	11:06:14.642	1		10:58:50.480	10:57:37.804	39.779	32.897	177.3	10:58:50.480
2		1:47.371	31.907	40.247	35.217	214.2	11:08:02.013	2		1:38.396	29.340	36.977	32.079	233.2	11:00:28.876
3		1:37.374	28.841	36.403	32.130	236.8	11:09:39.387	3		1:37.795	29.077	36.813	31.905	234.2	11:02:06.671
4		1:42.715	28.683	38.653	35.379	238.9	11:11:22.102	4		1:37.640	28.903	36.572	32.165	235.2	11:03:44.311
5		1:37.171	28.576	36.375	32.220	237.3	11:12:59.273	5		1:37.622	28.923	36.735	31.964	235.8	11:05:21.933
6		1:46.481	30.140	40.954	35.387	237.8	11:14:45.754	6		1:37.289	28.814	36.560	31.915	236.3	11:06:59.222
7		1:37.316	28.603	36.481	32.232	237.3	11:16:23.070	7		1:42.377 P	28.963	36.665	36.749	236.3	11:08:41.599
8		1:46.380 P	28.634	36.532	41.214	237.3	11:18:09.450	8		5:07.890	3:57.244	38.363	32.283	178.5	11:13:49.489
9		30:03.985	28:45.424	41.829	36.732	153.8	11:48:13.435	9		1:37.479	28.805	36.681	31.993	236.3	11:15:26.968
10		1:44.615	31.144	39.086	34.385	229.2	11:49:58.050	10		1:37.126	28.685	36.508	31.933	237.8	11:17:04.094
11		1:37.372	28.847	36.466	32.059	236.3	11:51:35.422	11		1:37.089	28.654	36.492	31.943	238.9	11:18:41.183
12		1:37.501	28.702	36.516	32.283	237.3	11:53:12.923	12		1:37.170	28.588	36.696	31.886	239.4	11:20:18.353
13		1:51.473	32.985	42.976	35.512	236.3	11:55:04.396	13		1:37.206	28.744	36.489	31.973	238.9	11:21:55.559
14		1:37.749	28.850	36.572	32.327	235.2	11:56:42.145	14		1:42.409 P	28.628	36.647	37.134	239.4	11:23:37.968
15		1:49.279 P	28.739	36.540	44.000	235.8	11:58:31.424	15		15:41.964	14:20.699	45.602	35.663	155.8	11:39:19.932
16		7:26.742	6:10.378	41.058	35.306	167.9	12:05:58.166	16		1:46.254	32.262	39.127	34.865	235.8	11:41:06.186
17		1:45.211	30.696	39.059	35.456	229.7	12:07:43.377	17		1:36.839	28.788	36.361	31.690	236.3	11:42:43.025
18		1:37.575	28.936	36.439	32.200	235.2	12:09:20.952	18		1:36.698	28.715	36.276	31.707	237.8	11:44:19.723
19		1:37.072	28.650	36.343	32.079	235.8	12:10:58.024	19		1:50.838	29.028	42.960	38.850	244.3	11:46:10.561
20		1:57.687	33.483	44.075	40.129	237.8	12:12:55.711	20		1:46.262	28.911	39.408	37.943	236.8	11:47:56.823
21		1:37.428	28.677	36.503	32.248	237.3	12:14:33.139	21		1:37.330	28.804	36.468	32.058	235.8	11:49:34.153
22		1:45.560 P	30.192	36.687	38.681	237.8	12:16:18.699	22		1:40.492 P	28.795	36.604	35.093	236.8	11:51:14.645
23								23		15:06.310	13:52.536	40.374	33.400	150.4	12:06:20.955
24								24		1:37.424	29.087	36.406	31.931	234.2	12:07:58.379
25								25		1:37.092	28.799	36.321	31.972	236.8	12:09:35.471
26								26		1:38.526	28.558	38.028	31.940	237.8	12:11:13.997
27								27		1:46.935	28.705	36.292	41.938	238.4	12:13:00.932
28								28		1:36.844	28.598	36.125	32.121	237.8	12:14:37.776
29								29		1:37.600	28.594	37.084	31.922	237.8	12:16:15.376
30								30		1:41.969 P	28.687	36.619	36.663	236.8	12:17:57.345





Circuit de Barcelona
Euroformula Open
Private test - 2
Lap Analysis



15

Sebastian Estner

Dallara F320 HWA

20

Yifei Ye

Dallara F320 Spiess

R

Van Amersfoort Racing

Cryptotower Racing Team

Lap	D	Time	Sector 1	Sector 2	Sector 3	T. Spd	Elapsed	Lap	D	Time	Sector 1	Sector 2	Sector 3	T. Spd	Elapsed
1		11:14:58.721	11:13:46.659	38.606	33.456	178.5	11:14:58.721	1		11:16:40.477	11:15:22.974	43.208	34.295	172.2	11:16:40.477
2		1:39.244	29.668	37.289	32.287	229.7	11:16:37.965	2		1:44.128	29.891	37.860	36.377	226.8	11:18:24.605
3		1:38.472	29.288	36.977	32.207	231.2	11:18:16.437	3		1:37.523	28.998	36.588	31.937	233.7	11:20:02.128
4		1:38.824	29.323	37.238	32.263	233.2	11:19:55.261	4		1:42.311	29.325	38.115	34.871	236.3	11:21:44.439
5		1:38.253	29.236	36.846	32.171	232.7	11:21:33.514	5		1:37.423	28.959	36.568	31.896	234.2	11:23:21.862
6		1:37.914	29.011	36.663	32.240	233.7	11:23:11.428	6		1:37.379	28.738	36.393	32.248	235.2	11:24:59.241
7		1:46.259 P	29.081	36.871	40.307	232.7	11:24:57.687	7		1:45.724 P	28.789	37.494	39.441	234.2	11:26:44.965
8		14:20.583	13:04.509	41.121	34.953	167.1	11:39:18.270	8		10:47.231	9:33.822	39.382	34.027	174.1	11:37:32.196
9		1:43.037	30.131	38.190	34.716	231.7	11:41:01.307	9		1:42.187	29.816	37.791	34.580	228.3	11:39:14.383
10		1:37.354	29.005	36.458	31.891	232.2	11:42:38.661	10		1:36.392	28.853	36.126	31.413	231.7	11:40:50.775
11		1:40.641	28.920	37.243	34.478	232.2	11:44:19.302	11		1:36.088	28.641	35.984	31.463	233.2	11:42:26.863
12		1:45.558	29.701	40.764	35.093	233.2	11:46:04.860	12		1:46.229	30.264	40.489	35.476	234.7	11:44:13.092
13		1:53.065 P	29.086	41.044	42.935	232.2	11:47:57.925	13		1:43.245 P	28.787	36.117	38.341	232.7	11:45:56.337
14		11:47.022	10:33.459	39.031	34.532	146.5	11:59:44.947	14		10:51.705	9:34.273	42.108	35.324	174.7	11:56:48.042
15		1:45.990	30.362	37.218	38.410	225.0	12:01:30.937	15		1:39.588	29.764	37.018	32.806	225.4	11:58:27.630
16		1:37.260	29.131	36.426	31.703	233.2	12:03:08.197	16		1:49.004	28.935	41.335	38.734	228.8	12:00:16.634
17		1:36.921	28.879	36.274	31.768	233.7	12:04:45.118	17		1:36.890	29.050	36.243	31.597	230.7	12:01:53.524
18		1:38.042	28.937	36.628	32.477	234.7	12:06:23.160	18		1:46.876 P	28.848	38.642	39.386	231.7	12:03:40.400
19		1:46.744 P	28.910	36.399	41.435	236.3	12:08:09.904	19		6:54.202	5:42.299	38.664	33.239	155.8	12:10:34.602

16

Andreas Estner

Dallara F320 HWA

20

Alexandre Bardinon

Dallara F320 HWA

Van Amersfoort Racing

Van Amersfoort Racing

Lap	D	Time	Sector 1	Sector 2	Sector 3	T. Spd	Elapsed	Lap	D	Time	Sector 1	Sector 2	Sector 3	T. Spd	Elapsed
1		11:08:39.568	11:07:23.755	39.290	36.523	173.0	11:08:39.568	20		1:39.023	29.541	37.113	32.369	228.8	12:12:13.625
2		1:37.804	29.297	36.584	31.923	231.2	11:10:17.372	21		1:36.435	28.851	36.107	31.477	230.7	12:13:50.060
3		1:37.490	29.118	36.316	32.056	233.2	11:11:54.862	22		1:39.547	28.799	37.666	33.082	230.2	12:15:29.607
4		1:37.025	28.888	36.394	31.743	233.7	11:13:31.887	23		1:50.186 P	29.131	36.085	44.970	229.7	12:17:19.793

25

Alexandre Bardinon

Dallara F320 HWA

Van Amersfoort Racing

Lap	D	Time	Sector 1	Sector 2	Sector 3	T. Spd	Elapsed	Lap	D	Time	Sector 1	Sector 2	Sector 3	T. Spd	Elapsed
1		11:11:32.227	11:10:18.582	40.358	33.287	144.3	11:11:32.227	1		11:11:32.227	11:10:18.582	40.358	33.287	144.3	11:11:32.227
2		1:38.868	29.224	37.279	32.365	234.2	11:13:11.095	2		1:38.868	29.224	37.279	32.365	234.2	11:13:11.095
3		1:38.445	29.089	36.901	32.455	234.7	11:14:49.540	3		1:38.445	29.089	36.901	32.455	234.7	11:14:49.540
4		1:38.066	28.925	36.884	32.257	236.8	11:16:27.606	4		1:38.066	28.925	36.884	32.257	236.8	11:16:27.606
5		1:43.865	28.820	38.140	36.905	237.3	11:18:11.471	5		1:43.865	28.820	38.140	36.905	237.3	11:18:11.471
6		1:38.254	28.920	36.952	32.382	235.2	11:19:49.725	6		1:38.254	28.920	36.952	32.382	235.2	11:19:49.725
7		1:37.841	28.853	36.676	32.312	235.8	11:21:27.566	7		1:37.841	28.853	36.676	32.312	235.8	11:21:27.566
8		1:44.723 P	28.831	37.249	38.643	236.8	11:23:12.289	8		1:44.723 P	28.831	37.249	38.643	236.8	11:23:12.289
9		10:18.100	9:03.170	41.266	33.664	159.2	11:33:30.389	9		10:18.100	9:03.170	41.266	33.664	159.2	11:33:30.389
10		1:41.348	30.074	37.605	33.669	228.3	11:35:11.737	10		1:41.348	30.074	37.605	33.669	228.3	11:35:11.737
11		1:37.588	29.004	36.461	32.123	235.2	11:36:49.325	11		1:37.588	29.004	36.461	32.123	235.2	11:36:49.325
12		1:37.101	28.808	36.400	31.893	236.3	11:38:26.426	12		1:37.101	28.808	36.400	31.893	236.3	11:38:26.426
13		1:37.130	28.621	36.541	31.968	237.8	11:40:03.556	13		1:37.130	28.621	36.541	31.968	237.8	11:40:03.556
14		1:52.559	34.609	42.490	35.460	231.7	11:41:56.115	14		1:52.559	34.609	42.490	35.460	231.7	11:41:56.115
15		1:37.279	28.818	36.450	32.011	236.3	11:43:33.394	15		1:37.279	28.818	36.450	32.011	236.3	11:43:33.394
16		1:44.039 P	29.289	36.758	37.992	236.8	11:45:17.433	16		1:44.039 P	29.289	36.758	37.992	236.8	11:45:17.433
17		18:02.240	16:43.294	44.952	33.994	118.0	12:03:19.673	17		18:02.240	16:43.294	44.952	33.994	118.0	12:03:19.673
18		1:40.413	30.436	37.727	32.250	208.8	12:05:00.086	18		1:40.413	30.436	37.727	32.250	208.8	12:05:00.086
19		1:37.358	28.794	36.590	31.974	234.7	12:06:37.444	19		1:37.358	28.794	36.590	31.974	234.7	12:06:37.444
20		1:36.841	28.755	36.180	31.906	235.2	12:08:14.285	20		1:36.841	28.755	36.180	31.906	235.2	12:08:14.285
21		1:36.937	28.740	36.220	31.977	235.8	12:09:51.222	21		1:36.937	28.740	36.220	31.977	235.8	12:09:51.222
22		1:44.035	28.654	36.799	38.582	236.3	12:11:35.257	22		1:44.035	28.654	36.799	38.582	236.3	12:11:35.257
23		1:49.608	34.333	41.815	33.460	207.6	12:13:24.865	23		1:49.608	34.333	41.815	33.460	207.6	12:13:24.865
24		1:43.699	28.745	36.366	38.588	235.2	12:15:08.564	24		1:43.699	28.745	36.366	38.588	235.2	12:15:08.564
25		2:04.299 P	34.671	44.658	44.970	210.1	12:17:12.863	25		2:04.299 P	34.671	44.658	44.970	210.1	12:17:12.863





Circuit de Barcelona
Euroformula Open
Private test - 2
Lap Analysis



26

Louis Foster

Dallara F320 HWA

31

Zane Maloney

Dallara F320 Spiess

Double R R

Carlin

Lap	D	Time	Sector 1	Sector 2	Sector 3	T. Spd	Elapsed	Lap	D	Time	Sector 1	Sector 2	Sector 3	T. Spd	Elapsed
1		11:18:54.817	11:17:39.381	39.665	35.771	180.3	11:18:54.817	1		11:05:59.198	11:04:43.248	41.463	34.487	159.7	11:05:59.198
2		1:43.495	30.047	37.480	35.968	234.2	11:20:38.312	2		1:42.055	30.352	38.663	33.040	213.0	11:07:41.253
3		1:38.591	29.019	37.110	32.462	236.3	11:22:16.903	3		1:36.821	28.884	36.286	31.651	235.2	11:09:18.074
4		1:37.554	28.893	36.567	32.094	236.8	11:23:54.457	4		1:36.510	28.656	36.181	31.673	238.9	11:10:54.584
5		1:37.189	28.732	36.504	31.953	237.3	11:25:31.646	5		1:36.307	28.573	36.077	31.657	236.3	11:12:30.891
6		1:37.025	28.620	36.490	31.915	237.8	11:27:08.671	6		1:36.512	28.578	36.179	31.755	236.8	11:14:07.403
7		1:37.031	28.621	36.397	32.013	237.3	11:28:45.702	7		1:36.492	28.611	36.239	31.642	238.9	11:15:43.895
8		1:41.502 P	28.626	36.410	36.466	236.8	11:30:27.204	8		1:46.744	31.450	39.982	35.312	235.2	11:17:30.639
9		6:48.026	5:35.533	39.383	33.110	176.1	11:37:15.230	9		1:58.728 P	36.491	42.580	39.657	237.3	11:19:29.367
10		1:42.038	29.848	37.245	34.945	235.2	11:38:57.268	10		8:35.248	7:22.507	39.189	33.552	177.9	11:28:04.615
11		1:37.406	28.868	36.582	31.956	236.3	11:40:34.674	11		1:37.671	28.957	36.660	32.054	237.3	11:29:42.286
12		1:37.118	28.695	36.427	31.996	235.8	11:42:11.792	12		1:37.381	28.775	36.492	32.114	237.3	11:31:19.667
13		1:37.240	28.645	36.524	32.071	236.8	11:43:49.032	13		1:41.485 P	28.776	36.478	36.231	238.9	11:33:01.152
14		1:37.221	28.571	36.595	32.055	237.3	11:45:26.253	14		12:17.426	11:01.803	41.098	34.525	164.8	11:45:18.578
15		1:46.586 P	28.630	36.364	41.592	237.3	11:47:12.839	15		1:41.878	31.055	38.036	32.787	216.8	11:47:00.456
16		9:36.323	8:18.007	42.961	35.355	147.5	11:56:49.162	16		1:37.050	28.880	36.388	31.782	236.8	11:48:37.506
17		1:41.662	29.563	37.027	35.072	236.3	11:58:30.824	17		1:36.667	28.765	36.184	31.718	237.8	11:50:14.173
18		1:36.530	28.676	36.261	31.593	236.8	12:00:07.354	18		1:36.618	28.677	36.215	31.726	236.8	11:51:50.791
19		1:36.508	28.633	36.125	31.750	236.8	12:01:43.862	19		1:37.088	28.619	36.284	32.185	237.8	11:53:27.879
20		1:47.888	31.374	40.718	35.796	237.8	12:03:31.750	20		1:41.787 P	28.714	36.467	36.606	235.8	11:55:09.666
21		1:36.769	28.666	36.338	31.765	235.8	12:05:08.519	21		6:14.706	5:00.527	39.733	34.446	163.6	12:01:24.372
22		1:36.458	28.559	36.162	31.737	236.8	12:06:44.977	22		1:40.718	30.331	37.573	32.814	223.1	12:03:05.090
23		2:04.102 P	33.982	45.747	44.373	221.7	12:08:49.079	23		1:36.909	28.882	36.332	31.695	236.8	12:04:41.999

28

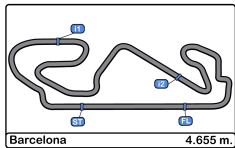
Cameron Das

Dallara F320 Spiess

Team Motopark

Lap	D	Time	Sector 1	Sector 2	Sector 3	T. Spd	Elapsed
1		11:25:27.288	11:24:15.121	38.774	33.393	179.7	11:25:27.288
2		1:46.955	29.703	41.535	35.717	223.6	11:27:14.243
3		1:37.705	29.011	36.637	32.057	233.2	11:28:51.948
4		1:37.130	28.902	36.379	31.849	234.2	11:30:29.078
5		1:41.468 P	28.957	36.443	36.068	233.7	11:32:10.546
6		8:30.939	7:13.488	44.183	33.268	171.4	11:40:41.485
7		1:42.474	30.681	37.714	34.079	207.6	11:42:23.959
8		1:36.495	28.828	36.114	31.553	233.2	11:44:00.454
9		1:39.314	28.738	36.122	34.454	233.2	11:45:39.768
10		1:41.183 P	28.911	36.330	35.942	233.2	11:47:20.951
11		19:52.065	18:33.562	44.158	34.345	175.6	12:07:13.016
12		1:44.633	32.098	38.362	34.173	208.0	12:08:57.649
13		1:40.942	29.018	37.240	34.684	231.2	12:10:38.591
14		1:37.011	28.864	36.251	31.896	233.2	12:12:15.602
15		1:44.661 P	28.814	36.263	39.584	234.2	12:14:00.263





Circuit de Barcelona
Euroformula Open
Private test - 2
Lap Analysis



33

Manuel Maldonado

Dallara F320 Spiess

34

Rafael Villagomez

Dallara F320 HWA

Team Motopark R

DRIVEX

Lap	D	Time	Sector 1	Sector 2	Sector 3	T. Spd	Elapsed	Lap	D	Time	Sector 1	Sector 2	Sector 3	T. Spd	Elapsed
1		11:17:02.699	11:15:43.786	40.991	37.922	175.8	11:17:02.699	1		11:03:52.292	11:02:23.816	49.717	38.759	170.8	11:03:52.292
2		1:47.582	33.834	39.067	34.681	192.5	11:18:50.281	2		1:53.433	31.313	44.684	37.436	234.7	11:05:45.725
3		1:37.967	29.130	36.621	32.216	233.7	11:20:28.248	3		1:41.869	30.001	38.486	33.382	237.3	11:07:27.594
4		1:37.949	29.062	36.579	32.308	235.2	11:22:06.197	4		1:39.550	29.300	37.364	32.886	237.8	11:09:07.144
5		1:37.555	28.923	36.601	32.031	234.7	11:23:43.752	5		1:40.357	30.204	37.552	32.601	236.3	11:10:47.501
6		1:45.970 P	29.462	37.627	38.881	234.2	11:25:29.722	6		2:02.238 P	33.200	43.505	45.533	237.8	11:12:49.739
7		9:21.920	8:03.687	42.873	35.360	173.9	11:34:51.642	7		4:44.285	3:28.532	41.378	34.375	115.3	11:17:34.024
8		1:44.938	33.560	38.544	32.834	204.1	11:36:36.580	8		1:50.217	31.154	43.282	35.781	236.8	11:19:24.241
9		1:37.110	29.003	36.366	31.741	233.2	11:38:13.690	9		1:37.882	28.945	36.733	32.204	236.8	11:21:02.123
10		1:36.972	28.831	36.503	31.638	233.2	11:39:50.662	10		1:42.118	28.772	38.321	35.025	238.4	11:22:44.241
11		1:37.009	28.854	36.440	31.715	235.2	11:41:27.671	11		1:37.661	28.790	36.578	32.293	238.9	11:24:21.902
12		1:49.024 P	29.079	37.848	42.097	234.7	11:43:16.695	12		1:37.778	28.705	36.538	32.535	238.9	11:25:59.680
13		4:16.073	3:06.176	37.026	32.871	159.5	11:47:32.768	13		1:38.142	28.973	36.882	32.287	236.3	11:27:37.822
14		1:37.092	28.995	36.418	31.679	232.7	11:49:09.860	14		1:53.941 P	30.852	39.898	43.191	241.0	11:29:31.763
15		1:37.056	28.845	36.404	31.807	233.2	11:50:46.916	15		6:53.476	5:33.849	44.544	35.083	163.3	11:36:25.239
16		1:43.049 P	28.851	36.359	37.839	233.7	11:52:29.965	16		1:51.429	30.446	42.233	38.750	236.3	11:38:16.668
17		11:29.524	10:06.548	42.520	40.456	158.1	12:03:59.489	17		1:37.513	28.858	36.529	32.126	240.5	11:39:54.181
18		1:45.856	32.375	39.412	34.069	205.7	12:05:45.345	18		1:48.568	35.055	39.949	33.564	241.0	11:41:42.749
19		1:43.558	29.097	36.708	37.753	230.2	12:07:28.903	19		1:37.284	28.766	36.578	31.940	238.9	11:43:20.033
20		1:37.508	29.182	36.417	31.909	231.2	12:09:06.411	20		1:37.046	28.690	36.350	32.006	237.3	11:44:57.079
21		1:36.976	28.948	36.373	31.655	232.7	12:10:43.387	21		1:37.231	28.761	36.329	32.141	239.4	11:46:34.310
22		1:43.470	28.823	36.836	37.811	233.7	12:12:26.857	22		1:37.820	28.677	36.817	32.326	239.4	11:48:12.130
23		1:37.349	28.827	36.448	32.074	233.7	12:14:04.206	23		1:44.334 P	28.683	36.693	38.958	238.9	11:49:56.464
24		1:51.490 P	30.741	39.338	41.411	231.7	12:15:55.696	24		14:22.813	13:03.976	43.366	35.471	163.3	12:04:19.277
25								25		1:48.392	30.606	40.409	37.377	233.2	12:06:07.669
26								26		1:37.721	28.821	36.434	32.466	235.8	12:07:45.390
27								27		1:36.876	28.720	36.205	31.951	238.9	12:09:22.266
28								28		2:04.221 P	28.559	53.678	41.984	240.0	12:11:26.487

69

Lukas Dunner

Dallara F320 Spiess

Cryptotower Racing Team

Lap	D	Time	Sector 1	Sector 2	Sector 3	T. Spd	Elapsed
1		11:22:56.808	11:21:43.569	39.374	33.865	176.4	11:22:56.808
2		1:42.317	31.570	38.340	32.407	219.5	11:24:39.125
3		1:37.349	28.993	36.517	31.839	233.7	11:26:16.474
4		1:37.119	28.885	36.398	31.836	232.7	11:27:53.593
5		1:37.550	28.913	36.452	32.185	233.7	11:29:31.143
6		1:49.519 P	30.507	39.451	39.561	235.2	11:31:20.662
7		6:17.809	5:03.251	40.526	34.032	175.6	11:37:38.471
8		1:48.915	31.373	38.061	39.481	213.4	11:39:27.386
9		1:45.202	28.817	36.409	39.976	233.2	11:41:12.588
10		1:36.635	28.819	36.216	31.600	234.7	11:42:49.223
11		1:56.134 P	34.547	40.685	40.902	222.6	11:44:45.357
12		7:00.421	5:48.396	38.190	33.835	186.2	11:51:45.778
13		1:47.615	29.028	39.252	39.335	232.7	11:53:33.393
14		1:41.974 P	29.003	36.286	36.685	232.7	11:55:15.367
15		6:20.999	5:02.057	38.557	40.385	180.6	12:01:36.366
16		1:37.255	29.097	36.353	31.805	232.2	12:03:13.621
17		1:41.175 P	28.939	36.081	36.155	232.7	12:04:54.796
18		6:30.955	5:19.896	38.279	32.780	153.6	12:11:25.751
19		1:43.541	32.515	38.650	32.376	218.1	12:13:09.292
20		1:36.409	28.850	36.079	31.480	233.2	12:14:45.701
21		1:36.326	28.687	36.045	31.594	233.7	12:16:22.027
22		1:41.953 P	28.710	36.001	37.242	233.7	12:18:03.980





Circuit de Barcelona
Euroformula Open
Private test - 2
Lap Analysis



99

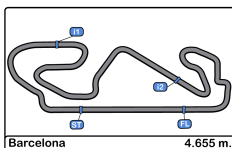
Rui Andrade

Dallara F320 Spiess

Cryptotower Racing Team

Lap	D	Time	Sector 1	Sector 2	Sector 3	T. Spd	Elapsed
1		11:13:39.212	11:12:24.294	41.244	33.674	167.1	11:13:39.212
2		1:41.619	30.729	38.265	32.625	203.7	11:15:20.831
3		1:37.427	28.974	36.616	31.837	233.7	11:16:58.258
4		1:37.165	28.795	36.529	31.841	234.7	11:18:35.423
5		1:37.511	28.792	36.501	32.218	236.8	11:20:12.934
6		1:46.871 P	28.827	36.598	41.446	235.8	11:21:59.805
7		9:44.358	8:34.839	37.408	32.111	189.1	11:31:44.163
8		1:37.530	28.900	36.762	31.868	235.2	11:33:21.693
9		1:37.913	28.958	36.779	32.176	233.2	11:34:59.606
10		1:45.158 P	28.984	36.748	39.426	234.7	11:36:44.764
11		15:27.413	14:15.721	39.089	32.603	177.6	11:52:12.177
12		1:38.907	29.313	37.676	31.918	232.7	11:53:51.084
13		1:37.336	28.898	36.523	31.915	233.2	11:55:28.420
14		1:37.419	28.959	36.511	31.949	232.2	11:57:05.839
15		1:46.229 P	28.911	36.862	40.456	232.7	11:58:52.068
16		11:04.171	9:51.404	39.980	32.787	170.3	12:09:56.239
17		1:43.401	30.694	37.137	35.570	206.5	12:11:39.640
18		1:37.110	29.060	36.247	31.803	233.2	12:13:16.750
19		1:36.955	28.904	36.395	31.656	232.7	12:14:53.705
20		1:37.256	29.049	36.337	31.870	232.2	12:16:30.961
21		1:44.970 P	28.942	36.479	39.549	233.2	12:18:15.931



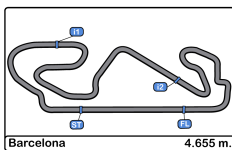


Circuito de Barcelona
Euroformula Open
Private test - 2
Best Sectors Results



Sector - 1				Sector - 2				Sector - 3				Ideal Lap vs Best Lap				
Clas	Nº	Driver	Time	Nº	Driver	Time	Nº	Driver	Time	Clas	Nº	Driver	Ideal Lap	Best Lap	Clas	
1	16	Andreas Estner	28.418	16	Andreas Estner	35.818	20	Yifei Ye	31.413	1	16	Andreas Estner	1:35.749	1:36.008	1	
2	12	Glenn Van Berlo	28.558	20	Yifei Ye	35.984	69	Lukas Dunner	31.480	2	20	Yifei Ye	1:36.038	1:36.088	2	
3	26	Louis Foster	28.559	69	Lukas Dunner	36.001	16	Andreas Estner	31.513	3	69	Lukas Dunner	1:36.168	1:36.326	4	
4	34	Rafael Villagomez	28.559	31	Zane Maloney	36.077	28	Cameron Das	31.553	4	26	Louis Foster	1:36.277	1:36.458	5	
5	31	Zane Maloney	28.573	28	Cameron Das	36.114	26	Louis Foster	31.593	5	31	Zane Maloney	1:36.292	1:36.307	3	
6	6	Ido Cohen	28.576	12	Glenn Van Berlo	36.125	33	Manuel Maldonado	31.638	6	12	Glenn Van Berlo	1:36.373	1:36.698	7	
7	25	Alexandre Bardinon	28.621	26	Louis Foster	36.125	31	Zane Maloney	31.642	7	28	Cameron Das	1:36.405	1:36.495	6	
8	20	Yifei Ye	28.641	25	Alexandre Bardinon	36.180	99	Rui Andrade	31.656	8	25	Alexandre Bardinon	1:36.694	1:36.841	8	
9	69	Lukas Dunner	28.687	34	Rafael Villagomez	36.205	12	Glenn Van Berlo	31.690	9	99	Rui Andrade	1:36.695	1:36.955	11	
10	28	Cameron Das	28.738	99	Rui Andrade	36.247	15	Sebastian Estner	31.703	10	34	Rafael Villagomez	1:36.704	1:36.876	9	
11	99	Rui Andrade	28.792	15	Sebastian Estner	36.274	4	Niklas Krütten	31.723	11	33	Manuel Maldonado	1:36.820	1:36.972	12	
12	33	Manuel Maldonado	28.823	4	Niklas Krütten	36.276	25	Alexandre Bardinon	31.893	12	15	Sebastian Estner	1:36.856	1:36.921	10	
13	15	Sebastian Estner	28.879	6	Ido Cohen	36.343	34	Rafael Villagomez	31.940	13	4	Niklas Krütten	1:36.970	1:37.053	13	
14	4	Niklas Krütten	28.971	33	Manuel Maldonado	36.359	6	Ido Cohen	32.059	14	6	Ido Cohen	1:36.978	1:37.072	14	
15	8	Matthias Lüthen	29.049	8	Matthias Lüthen	36.878	8	Matthias Lüthen	32.547	15	8	Matthias Lüthen	1:38.474	1:39.079	15	



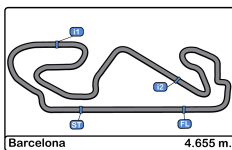


Circuito de Barcelona
Euroformula Open
Private test - 2
Best 5 Lap Times



Cls	Nº	Entrant	Nat	Driver	Nat	Cat	Cls	Chassis - Engine	Team	Best 1		Best 2		Best 3		Best 4		Best 5	
										Time	Lap	Time	Lap	Time	Lap	Time	Lap	Time	Lap
1	16	Van Amersfoort Racing	NLD	Andreas Estner	DEU			Dallara F320 HWA	Van Amersfoort Racing	1:36.008	14	1:36.081	20	1:36.181	9	1:36.243	8	1:36.263	7
2	20	Cryptotower Racing	JPN	Yifei Ye	CHN			Dallara F320 Spiess	Cryptotower Racing	1:36.088	11	1:36.392	10	1:36.435	21	1:36.890	17	1:37.379	6
3	31	Carlin	GBR	Zane Maloney	BRB	R	1	Dallara F320 Spiess	Carlin	1:36.307	5	1:36.492	7	1:36.510	4	1:36.512	6	1:36.618	18
4	69	Cryptotower Racing	JPN	Lukas Dunner	AUT			Dallara F320 Spiess	Cryptotower Racing	1:36.326	21	1:36.409	20	1:36.635	10	1:37.119	4	1:37.255	16
5	26	Double R	GBR	Louis Foster	GBR			Dallara F320 HWA	Double R	1:36.458	22	1:36.508	19	1:36.530	18	1:36.769	21	1:37.025	6
6	28	Team Motopark	DEU	Cameron Das	USA			Dallara F320 Spiess	Team Motopark	1:36.495	8	1:37.011	14	1:37.130	4	1:37.705	3	1:39.314	9
7	12	DRIVEX	ESP	Glenn Van Berlo	NLD	R	2	Dallara F320 HWA	DRIVEX	1:36.698	18	1:36.839	17	1:36.844	28	1:37.089	11	1:37.092	25
8	25	Van Amersfoort Racing	NLD	Alexandre Bardinon	FRA			Dallara F320 HWA	Van Amersfoort Racing	1:36.841	20	1:36.937	21	1:37.101	12	1:37.130	13	1:37.279	15
9	34	DRIVEX	ESP	Rafael Villagomez	MEX	R	3	Dallara F320 HWA	DRIVEX	1:36.876	27	1:37.046	20	1:37.231	21	1:37.284	19	1:37.513	17
10	15	Van Amersfoort Racing	NLD	Sebastian Estner	DEU	R	4	Dallara F320 HWA	Van Amersfoort Racing	1:36.921	17	1:37.260	16	1:37.354	10	1:37.914	6	1:38.042	18
11	99	Cryptotower Racing	JPN	Rui Andrade	AGO			Dallara F320 Spiess	Cryptotower Racing	1:36.955	19	1:37.110	18	1:37.165	4	1:37.256	20	1:37.336	13
12	33	Team Motopark	DEU	Manuel Maldonado	VEN			Dallara F320 Spiess	Team Motopark	1:36.972	10	1:36.976	21	1:37.009	11	1:37.056	15	1:37.092	14
13	4	Team Motopark	DEU	Niklas Krütten	DEU	R	5	Dallara F320 Spiess	Team Motopark	1:37.053	18	1:37.076	11	1:37.133	10	1:37.383	15	1:37.851	6
14	6	Carlin	GBR	Ido Cohen	ISR			Dallara F320 Spiess	Carlin	1:37.072	19	1:37.171	5	1:37.316	7	1:37.372	11	1:37.374	3
15	8	Double R	GBR	Matthias Lüthen	DEU	R	6	Dallara F320 HWA	Double R	1:39.079	16	1:39.182	6	1:39.200	3	1:39.204	18	1:39.331	15



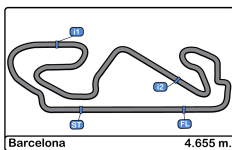


Circuito de Barcelona
Euroformula Open
Private test - 2
Best 5 Top Speeds



Cls	Nº	Entrant	Nat	Driver	Nat	Cat	Cls	Chassis - Engine	Team	Top 1		Top 2		Top 3		Top 4		Top 5		Avg
										Km/h	Lap	Km/h	Lap	Km/h	Lap	Km/h	Lap	Km/h	Lap	
1	12	DRIVEX	ESP	Glenn Van Berlo	NLD	R	1	Dallara F320 HWA	DRIVEX	244.3	19	239.4	12	239.4	14	238.9	11	238.9	13	240.2
2	34	DRIVEX	ESP	Rafael Villagomez	MEX	R	2	Dallara F320 HWA	DRIVEX	241.0	14	241.0	18	240.5	17	240.0	28	239.4	21	240.4
3	16	Van Amersfoort Racing	NLD	Andreas Estner	DEU			Dallara F320 HWA	Van Amersfoort Racing	239.4	9	237.8	10	237.3	16	236.8	15	236.3	8	237.5
4	6	Carlin	GBR	Ido Cohen	ISR			Dallara F320 Spiess	Carlin	238.9	4	237.8	6	237.8	20	237.8	22	237.3	5	237.9
5	31	Carlin	GBR	Zane Maloney	BRB	R	3	Dallara F320 Spiess	Carlin	238.9	4	238.9	7	238.9	13	238.9	28	238.4	27	238.8
6	25	Van Amersfoort Racing	NLD	Alexandre Bardinon	FRA			Dallara F320 HWA	Van Amersfoort Racing	237.8	13	237.3	5	236.8	4	236.8	8	236.8	16	237.1
7	26	Double R	GBR	Louis Foster	GBR			Dallara F320 HWA	Double R	237.8	6	237.8	20	237.3	5	237.3	7	237.3	14	237.5
8	8	Double R	GBR	Matthias Lüthen	DEU	R	4	Dallara F320 HWA	Double R	237.3	17	236.3	6	236.3	7	235.2	5	235.2	10	236.1
9	99	Cryptotower Racing	JPN	Rui Andrade	AGO			Dallara F320 Spiess	Cryptotower Racing	236.8	5	235.8	6	235.2	8	234.7	4	234.7	10	235.5
10	15	Van Amersfoort Racing	NLD	Sebastian Estner	DEU	R	5	Dallara F320 HWA	Van Amersfoort Racing	236.3	19	234.7	18	233.7	6	233.7	17	233.2	4	234.3
11	20	Cryptotower Racing	JPN	Yifei Ye	CHN			Dallara F320 Spiess	Cryptotower Racing	236.3	4	235.2	6	234.7	12	234.2	5	234.2	7	234.9
12	33	Team Motopark	DEU	Manuel Maldonado	VEN			Dallara F320 Spiess	Team Motopark	235.2	4	235.2	11	234.7	5	234.7	12	234.2	6	234.8
13	69	Cryptotower Racing	JPN	Lukas Dunner	AUT			Dallara F320 Spiess	Cryptotower Racing	235.2	6	234.7	10	233.7	3	233.7	5	233.7	21	234.2
14	28	Team Motopark	DEU	Cameron Das	USA			Dallara F320 Spiess	Team Motopark	234.2	4	234.2	15	233.7	5	233.2	3	233.2	8	233.7
15	4	Team Motopark	DEU	Niklas Krütten	DEU	R	6	Dallara F320 Spiess	Team Motopark	233.7	7	232.2	5	232.2	11	231.7	6	231.7	16	232.3



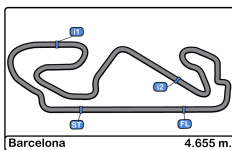


Circuito de Barcelona
Euroformula Open
Private test - 2
Fastest Laps Sequence



Lap	Time of Day	Session Time	Nº	Entrant	Nat	Driver	Nat	Cat	Chassis - Engine	Team	Time	Km/h
2	11:00:28.876	15:28.876	12	DRIVEX	ESP	Glenn Van Berlo	NLD	R	Dallara F320 HWA	DRIVEX	1:38.396	170.3
3	11:02:06.671	17:06.671	12	DRIVEX	ESP	Glenn Van Berlo	NLD	R	Dallara F320 HWA	DRIVEX	1:37.795	171.3
4	11:03:44.311	18:44.311	12	DRIVEX	ESP	Glenn Van Berlo	NLD	R	Dallara F320 HWA	DRIVEX	1:37.640	171.6
5	11:05:21.933	20:21.933	12	DRIVEX	ESP	Glenn Van Berlo	NLD	R	Dallara F320 HWA	DRIVEX	1:37.622	171.6
6	11:06:59.222	21:59.222	12	DRIVEX	ESP	Glenn Van Berlo	NLD	R	Dallara F320 HWA	DRIVEX	1:37.289	172.2
3	11:09:18.074	24:18.074	31	Carlin	GBR	Zane Maloney	BRB	R	Dallara F320 Spiess	Carlin	1:36.821	173.0
4	11:10:54.584	25:54.584	31	Carlin	GBR	Zane Maloney	BRB	R	Dallara F320 Spiess	Carlin	1:36.510	173.6
5	11:12:30.891	27:30.891	31	Carlin	GBR	Zane Maloney	BRB	R	Dallara F320 Spiess	Carlin	1:36.307	174.0
7	11:26:03.507	41:03.507	16	Van Amersfoort Racing	NLD	Andreas Estner	DEU		Dallara F320 HWA	Van Amersfoort Racing	1:36.263	174.0
8	11:27:39.750	42:39.750	16	Van Amersfoort Racing	NLD	Andreas Estner	DEU		Dallara F320 HWA	Van Amersfoort Racing	1:36.243	174.1
9	11:29:15.931	44:15.931	16	Van Amersfoort Racing	NLD	Andreas Estner	DEU		Dallara F320 HWA	Van Amersfoort Racing	1:36.181	174.2
11	11:42:26.863	57:26.863	20	Cryptotower Racing Team	JPN	Yifei Ye	CHN		Dallara F320 Spiess	Cryptotower Racing Team	1:36.088	174.4
14	11:44:49.081	59:49.081	16	Van Amersfoort Racing	NLD	Andreas Estner	DEU		Dallara F320 HWA	Van Amersfoort Racing	1:36.008	174.5





Circuito de Barcelona
Euroformula Open
Private test - 2
Event Best Maximum Speed



Nº	Entrant	Nat	Driver	Nat	Cat	Clas	Chassis - Engine	Team	Km/h	Session	
12	DRIVEX		ESP Glenn Van Berlo		NLD	R	1	Dallara F320 HWA	DRIVEX	244.3	Private test - 2
34	DRIVEX		ESP Rafael Villagomez		MEX	R	2	Dallara F320 HWA	DRIVEX	242.1	Private test - 1
25	Van Amersfoort Racing		NLD Alexandre Bardinon		FRA			Dallara F320 HWA	Van Amersfoort Racing	241.0	Private test - 1
16	Van Amersfoort Racing		NLD Andreas Estner		DEU			Dallara F320 HWA	Van Amersfoort Racing	241.0	Private test - 1
6	Carlin		GBR Ido Cohen		ISR			Dallara F320 Spiess	Carlin	240.0	Private test - 1
31	Carlin		GBR Zane Maloney		BRB	R	3	Dallara F320 Spiess	Carlin	240.0	Private test - 1
15	Van Amersfoort Racing		NLD Sebastian Estner		DEU	R	4	Dallara F320 HWA	Van Amersfoort Racing	240.0	Private test - 1
26	Double R		GBR Louis Foster		GBR			Dallara F320 HWA	Double R	239.4	Private test - 1
28	Team Motopark		DEU Cameron Das		USA			Dallara F320 Spiess	Team Motopark	239.4	Private test - 1
99	Cryptotower Racing Team		JPN Rui Andrade		AGO			Dallara F320 Spiess	Cryptotower Racing Team	238.9	Private test - 1
20	Cryptotower Racing Team		JPN Yifei Ye		CHN			Dallara F320 Spiess	Cryptotower Racing Team	238.9	Private test - 1
69	Cryptotower Racing Team		JPN Lukas Dunner		AUT			Dallara F320 Spiess	Cryptotower Racing Team	238.4	Private test - 1
33	Team Motopark		DEU Manuel Maldonado		VEN			Dallara F320 Spiess	Team Motopark	237.8	Private test - 1
8	Double R		GBR Matthias Lüthen		DEU	R	5	Dallara F320 HWA	Double R	237.3	Private test - 1
4	Team Motopark		DEU Niklas Krütten		DEU	R	6	Dallara F320 Spiess	Team Motopark	235.8	Private test - 1





Circuit de Barcelona
Euroformula Open
Private test - 2
Pit Stop Analysis



4 Niklas Krütten R Team Motopark
 Dallara F320 Spiess

Nr.	In Day Time	In Time	Out Time	Pit Time	T. Pit Time	Handicap	Penalty
1	11:36:45.471	11:36:45.471	11:48:31.729	11:46.258	11:46.258		
2	11:56:59.246	11:56:59.246	12:05:49.312	8:50.066	20:36.324		

6 Ido Cohen Carlin
 Dallara F320 Spiess

Nr.	In Day Time	In Time	Out Time	Pit Time	T. Pit Time	Handicap	Penalty
1	11:18:06.988	11:18:06.988	11:46:18.482	28:11.494	28:11.494		
2	11:58:28.990	11:58:28.990	12:04:05.411	5:36.421	33:47.915		

8 Matthias Lüthen R Double R
 Dallara F320 HWA

Nr.	In Day Time	In Time	Out Time	Pit Time	T. Pit Time	Handicap	Penalty
1	11:31:53.538	11:31:53.538	11:36:22.695	4:29.157	4:29.157		
2	11:41:56.160	11:41:56.160	12:02:18.312	20:22.152	24:51.309		

12 Glenn Van Berlo R DRIVEX
 Dallara F320 HWA

Nr.	In Day Time	In Time	Out Time	Pit Time	T. Pit Time	Handicap	Penalty
1	11:08:39.099	11:08:39.099	11:12:04.042	3:24.943	3:24.943		
2	11:23:35.478	11:23:35.478	11:37:22.918	13:47.440	17:12.383		
3	11:51:12.490	11:51:12.490	12:04:33.175	13:20.685	30:33.068		

15 Sebastian Estner R Van Amersfoort Racing
 Dallara F320 HWA

Nr.	In Day Time	In Time	Out Time	Pit Time	T. Pit Time	Handicap	Penalty
1	11:24:55.206	11:24:55.206	11:37:26.554	12:31.348	12:31.348		
2	11:47:55.249	11:47:55.249	11:57:57.091	10:01.842	22:33.190		

16 Andreas Estner Van Amersfoort Racing
 Dallara F320 HWA

Nr.	In Day Time	In Time	Out Time	Pit Time	T. Pit Time	Handicap	Penalty
1	11:15:09.948	11:15:09.948	11:22:46.879	7:36.931	7:36.931		
2	11:30:53.248	11:30:53.248	11:38:05.479	7:12.231	14:49.162		
3	11:48:03.512	11:48:03.512	11:55:37.516	7:34.004	22:23.166		

20 Yifei Ye Cryptotower Racing Team
 Dallara F320 Spiess

Nr.	In Day Time	In Time	Out Time	Pit Time	T. Pit Time	Handicap	Penalty
1	11:26:41.866	11:26:41.866	11:35:45.953	9:04.087	9:04.087		
2	11:45:53.787	11:45:53.787	11:54:58.151	9:04.364	18:08.451		
3	12:03:37.574	12:03:37.574	12:08:48.067	5:10.493	23:18.944		

25 Alexandre Bardinon Van Amersfoort Racing
 Dallara F320 HWA

Nr.	In Day Time	In Time	Out Time	Pit Time	T. Pit Time	Handicap	Penalty
1	11:23:09.863	11:23:09.863	11:31:37.406	8:27.543	8:27.543		
2	11:45:15.014	11:45:15.014	12:01:18.825	16:03.811	24:31.354		

26 Louis Foster Double R
 Dallara F320 HWA

Nr.	In Day Time	In Time	Out Time	Pit Time	T. Pit Time	Handicap	Penalty
1	11:30:24.713	11:30:24.713	11:35:19.614	4:54.901	4:54.901		
2	11:47:10.326	11:47:10.326	11:54:51.783	7:41.457	12:36.358		

28 Cameron Das Team Motopark
 Dallara F320 Spiess

Nr.	In Day Time	In Time	Out Time	Pit Time	T. Pit Time	Handicap	Penalty
1	11:32:08.095	11:32:08.095	11:38:48.763	6:40.668	6:40.668		
2	11:47:18.440	11:47:18.440	12:05:20.711	18:02.271	24:42.939		

31 Zane Maloney R Carlin
 Dallara F320 Spiess

Nr.	In Day Time	In Time	Out Time	Pit Time	T. Pit Time	Handicap	Penalty
1	11:19:26.972	11:19:26.972	11:26:20.832	6:53.860	6:53.860		
2	11:32:58.696	11:32:58.696	11:43:28.223	10:29.527	17:23.387		
3	11:55:07.217	11:55:07.217	11:59:37.260	4:30.043	21:53.430		

33 Manuel Maldonado Team Motopark
 Dallara F320 Spiess

Nr.	In Day Time	In Time	Out Time	Pit Time	T. Pit Time	Handicap	Penalty
1	11:25:27.126	11:25:27.126	11:32:58.761	7:31.635	7:31.635		
2	11:43:13.992	11:43:13.992	11:45:51.030	2:37.038	10:08.673		
3	11:52:27.528	11:52:27.528	12:02:01.667	9:34.139	19:42.812		

34 Rafael Villagomez R DRIVEX
 Dallara F320 HWA

Nr.	In Day Time	In Time	Out Time	Pit Time	T. Pit Time	Handicap	Penalty
1	11:12:47.242	11:12:47.242	11:15:40.791	2:53.549	2:53.549		
2	11:29:29.281	11:29:29.281	11:34:29.283	5:00.002	7:53.551		
3	11:49:54.061	11:49:54.061	12:02:24.764	12:30.703	20:24.254		

69 Lukas Dunner Cryptotower Racing Team
 Dallara F320 Spiess

Nr.	In Day Time	In Time	Out Time	Pit Time	T. Pit Time	Handicap	Penalty
1	11:31:18.078	11:31:18.078	11:35:50.039	4:31.961	4:31.961		
2	11:44:42.766	11:44:42.766	11:50:03.654	5:20.888	9:52.849		
3	11:55:12.799	11:55:12.799	11:59:46.637	4:33.838	14:26.687		
4	12:04:52.220	12:04:52.220	12:09:40.631	4:48.411	19:15.098		

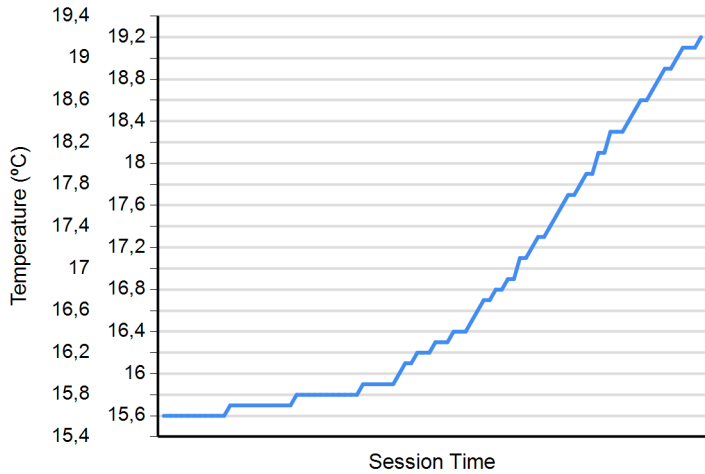
99 Rui Andrade Cryptotower Racing Team
 Dallara F320 Spiess

Nr.	In Day Time	In Time	Out Time	Pit Time	T. Pit Time	Handicap	Penalty
1	11:21:56.951	11:21:56.951	11:30:06.180	8:09.229	8:09.229		
2	11:36:41.353	11:36:41.353	11:50:28.621	13:47.268	21:56.497		
3	11:58:48.704	11:58:48.704	12:08:10.890	9:22.186	31:18.683		

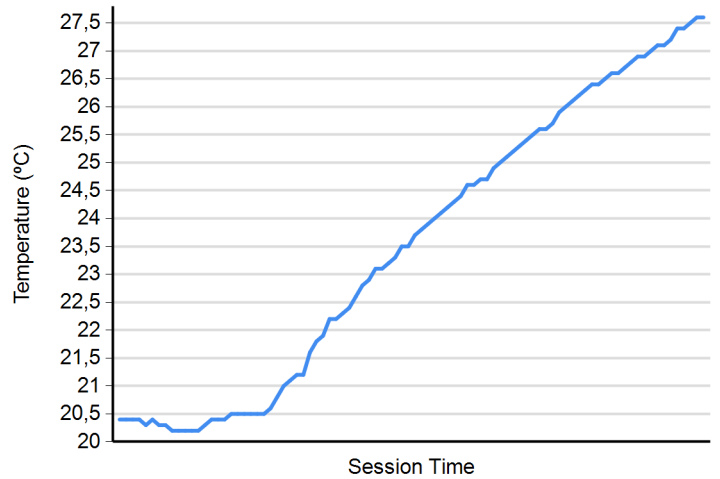




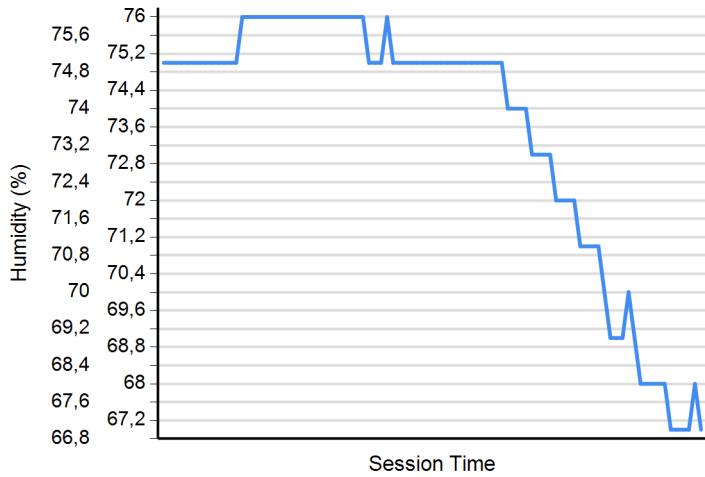
Air Temperature



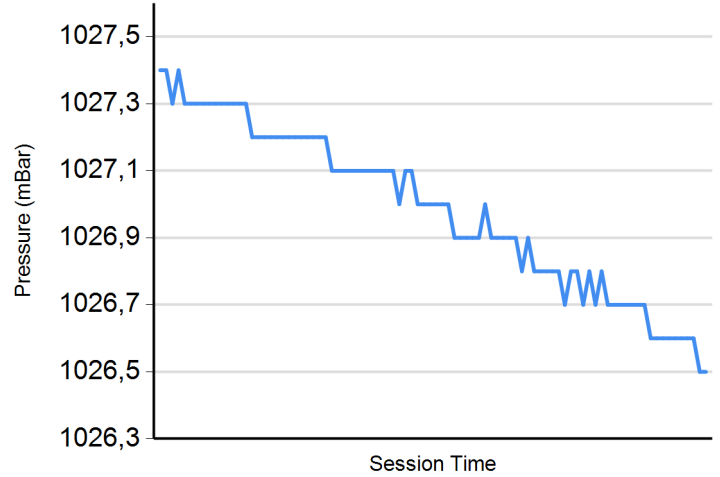
Track Temperature



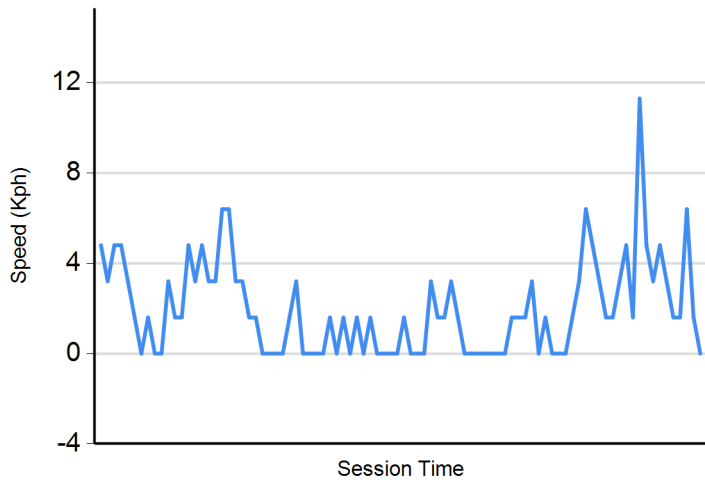
Humidity



Pressure



Wind Speed



Wind direction

North = 0°/360° Est = 90° South = 180° West = 270°

