

Circuito de Barcelona
Euroformula Open
Private test - 1
Provisional Results



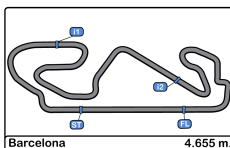
Clas	Nº	Entrant	Nat	Driver	Nat	Cat	Clas	Chassis - Engine	Team	Laps	Best	Time	Gap	Interval	Km/h
1	16	Van Amersfoort Racing	NLD	Andreas Estner	DEU			Dallara F320 HWA	Van Amersfoort Racing	28	27	1:35.722			175.0
2	20	Cryptotower Racing Team	JPN	Yifei Ye	CHN			Dallara F320 Spiess	Cryptotower Racing Team	30	27	1:36.021	0.299	0.299	174.5
3	69	Cryptotower Racing Team	JPN	Lukas Dunner	AUT			Dallara F320 Spiess	Cryptotower Racing Team	33	31	1:36.247	0.525	0.226	174.1
4	28	Team Motopark	DEU	Cameron Das	USA			Dallara F320 Spiess	Team Motopark	34	31	1:36.509	0.787	0.262	173.6
5	26	Double R	GBR	Louis Foster	GBR			Dallara F320 HWA	Double R	36	33	1:36.571	0.849	0.062	173.5
6	31	Carlin	GBR	Zane Maloney	BRB	R	1	Dallara F320 Spiess	Carlin	34	28	1:36.702	0.980	0.131	173.2
7	12	DRIVEX	ESP	Glenn Van Berlo	NLD	R	2	Dallara F320 HWA	DRIVEX	34	33	1:36.782	1.060	0.080	173.1
8	4	Team Motopark	DEU	Niklas Krütten	DEU	R	3	Dallara F320 Spiess	Team Motopark	33	30	1:36.916	1.194	0.134	172.9
9	33	Team Motopark	DEU	Manuel Maldonado	VEN			Dallara F320 Spiess	Team Motopark	35	33	1:37.053	1.331	0.137	172.6
10	6	Carlin	GBR	Ido Cohen	ISR			Dallara F320 Spiess	Carlin	31	27	1:37.166	1.444	0.113	172.4
11	25	Van Amersfoort Racing	NLD	Alexandre Bardinon	FRA			Dallara F320 HWA	Van Amersfoort Racing	37	36	1:37.236	1.514	0.070	172.3
12	15	Van Amersfoort Racing	NLD	Sebastian Estner	DEU	R	4	Dallara F320 HWA	Van Amersfoort Racing	31	28	1:37.320	1.598	0.084	172.1
13	34	DRIVEX	ESP	Rafael Villagomez	MEX	R	5	Dallara F320 HWA	DRIVEX	26	24	1:37.431	1.709	0.111	171.9
14	99	Cryptotower Racing Team	JPN	Rui Andrade	AGO			Dallara F320 Spiess	Cryptotower Racing Team	33	32	1:37.606	1.884	0.175	171.6
15	8	Double R	GBR	Matthias Lüthen	DEU	R	6	Dallara F320 HWA	Double R	34	30	1:39.138	3.416	1.532	169.0

Published at:.....

Track Temp: 19.6 °C Air Temp: 15.0 °C Humidity: 77 % Track Status: DRY

Stewards:	Race Director:	Timekeeper: 
-----------	----------------	---






Circuito de Barcelona
Euroformula Open
Private test - 1
Provisional Results by Class



Clas	Nº	Entrant	Nat	Driver	Nat	Cat	Clas	Chassis - Engine	Team	Laps	Best	Time	Gap	Interval	Km/h
1	16	Van Amersfoort	NLD	Andreas Estner	DEU			Dallara F320 HWA	Van Amersfoort	28	27	1:35.722			175.0
2	20	Cryptotower Racing	JPN	Yifei Ye	CHN			Dallara F320 Spiess	Cryptotower Racing	30	27	1:36.021	0.299	0.299	174.5
3	69	Cryptotower Racing	JPN	Lukas Dunner	AUT			Dallara F320 Spiess	Cryptotower Racing	33	31	1:36.247	0.525	0.226	174.1
4	28	Team Motopark	DEU	Cameron Das	USA			Dallara F320 Spiess	Team Motopark	34	31	1:36.509	0.787	0.262	173.6
5	26	Double R	GBR	Louis Foster	GBR			Dallara F320 HWA	Double R	36	33	1:36.571	0.849	0.062	173.5
6	33	Team Motopark	DEU	Manuel Maldonado	VEN			Dallara F320 Spiess	Team Motopark	35	33	1:37.053	1.331	0.482	172.6
7	6	Carlin	GBR	Ido Cohen	ISR			Dallara F320 Spiess	Carlin	31	27	1:37.166	1.444	0.113	172.4
8	25	Van Amersfoort	NLD	Alexandre Bardinon	FRA			Dallara F320 HWA	Van Amersfoort	37	36	1:37.236	1.514	0.070	172.3
9	99	Cryptotower Racing	JPN	Rui Andrade	AGO			Dallara F320 Spiess	Cryptotower Racing	33	32	1:37.606	1.884	0.370	171.6
Rookie															
1	31	Carlin	GBR	Zane Maloney	BRB	R	1	Dallara F320 Spiess	Carlin	34	28	1:36.702			173.2
2	12	DRIVEX	ESP	Glenn Van Berlo	NLD	R	2	Dallara F320 HWA	DRIVEX	34	33	1:36.782	0.080	0.080	173.1
3	4	Team Motopark	DEU	Niklas Krütten	DEU	R	3	Dallara F320 Spiess	Team Motopark	33	30	1:36.916	0.214	0.134	172.9
4	15	Van Amersfoort	NLD	Sebastian Estner	DEU	R	4	Dallara F320 HWA	Van Amersfoort	31	28	1:37.320	0.618	0.404	172.1
5	34	DRIVEX	ESP	Rafael Villagomez	MEX	R	5	Dallara F320 HWA	DRIVEX	26	24	1:37.431	0.729	0.111	171.9
6	8	Double R	GBR	Matthias Lüthen	DEU	R	6	Dallara F320 HWA	Double R	34	30	1:39.138	2.436	1.707	169.0

Published at:.....

Track Temp: 19.6 °C Air Temp: 15.0 °C Humidity: 77 % Track Status: DRY

Stewards:	Race Director:	Timekeeper: 
------------------	-----------------------	--





Circuit de Barcelona
Euroformula Open
Private test - 1
Lap Analysis



4

Niklas Krütten

Dallara F320 Spiess 6

Ido Cohen

Dallara F320 Spiess

R

Team Motopark

Carlin

Lap	D	Time	Sector 1	Sector 2	Sector 3	T. Spd	Elapsed	Lap	D	Time	Sector 1	Sector 2	Sector 3	T. Spd	Elapsed
1		9:02:26.842 P	9:00:54.626	46.359	45.857	161.6	9:02:26.842	1		9:02:09.750	9:00:45.778	45.764	38.208	168.7	9:02:09.750
2		3:42.784	2:27.940	40.448	34.396	159.2	9:06:09.626	2		1:50.621	32.974	41.832	35.815	224.0	9:04:00.371
3		1:43.643	30.943	38.847	33.853	219.0	9:07:53.269	3		1:41.433	29.815	38.190	33.428	232.7	9:05:41.804
4		1:40.449	29.666	37.701	33.082	229.7	9:09:33.718	4		1:40.722	29.543	37.791	33.388	235.2	9:07:22.526
5		1:46.458	31.305	41.332	33.821	230.2	9:11:20.176	5		1:39.680	29.153	37.409	33.118	235.2	9:09:02.206
6		1:39.680	29.580	37.371	32.729	230.2	9:12:59.856	6		1:39.229	29.119	37.301	32.809	236.3	9:10:41.435
7		1:39.114	29.449	37.113	32.552	230.7	9:14:38.970	7		1:39.429	29.115	37.303	33.011	236.8	9:12:20.864
8		1:45.011	29.309	40.376	35.326	232.2	9:16:23.981	8		1:39.084	29.009	37.175	32.900	235.8	9:13:59.948
9		1:38.699	29.274	37.040	32.385	231.7	9:18:02.680	9		1:38.849	28.826	37.135	32.888	237.8	9:15:38.797
10		1:38.733	29.099	37.103	32.531	233.7	9:19:41.413	10		1:57.637 P	31.416	41.233	44.988	237.3	9:17:36.434
11		1:46.639 P	29.413	37.373	39.853	233.2	9:21:28.052	11		10:17.264	9:00.920	40.581	35.763	179.4	9:27:53.698
12		10:12.730	8:51.346	39.907	41.477	178.2	9:31:40.782	12		1:39.490	29.280	37.436	32.774	234.7	9:29:33.188
13		1:43.739	30.611	38.221	34.907	224.0	9:33:24.521	13		1:38.648	28.925	36.955	32.768	234.2	9:31:11.836
14		1:39.173	29.458	37.033	32.682	229.7	9:35:03.694	14		1:38.914	28.890	37.044	32.980	235.8	9:32:50.750
15		1:40.846	29.186	36.856	34.804	232.2	9:36:44.540	15		1:38.748	28.901	36.891	32.956	237.8	9:34:29.498
16		1:48.280	32.510	42.079	33.691	229.7	9:38:32.820	16		1:57.885 P	29.022	42.779	46.084	235.2	9:36:27.383
17		1:46.839	29.306	41.856	35.677	231.2	9:40:19.659	17		20:36.660	19:11.171	47.968	37.521	132.6	9:57:04.043
18		1:45.471 P	29.239	36.911	39.321	231.2	9:42:05.130	18		1:52.055	33.116	40.390	38.549	222.6	9:58:56.098
19		10:36.453	9:21.174	41.229	34.050	175.6	9:52:41.583	19		1:38.321	29.032	36.697	32.592	234.7	10:00:34.419
20		1:41.479	30.210	38.495	32.774	223.1	9:54:23.062	20		1:37.797	28.734	36.736	32.327	235.2	10:02:12.216
21		1:37.653	29.108	36.582	31.963	232.2	9:56:00.715	21		1:52.386	33.616	43.244	35.526	235.8	10:04:04.602
22		1:37.751	29.072	36.585	32.094	232.7	9:57:38.466	22		1:37.879	28.804	36.630	32.445	234.2	10:05:42.481
23		1:37.590	28.954	36.620	32.016	233.2	9:59:16.056	23		1:58.458 P	31.844	44.256	42.358	236.3	10:07:40.939
24		1:44.606 P	29.209	36.991	38.406	233.2	10:01:00.662	24		7:14.660	5:53.934	43.064	37.662	155.6	10:14:55.599
25		12:38.637	11:27.030	38.750	32.857	157.4	10:13:39.299	25		1:46.160	31.385	39.455	35.320	226.4	10:16:41.759
26		1:38.138	29.240	36.860	32.038	231.7	10:15:17.437	26		1:46.441	33.074	39.030	34.337	236.3	10:18:28.200
27		1:45.630 P	29.035	38.156	38.439	234.7	10:17:03.067	27		1:37.166	28.850	36.362	31.954	235.8	10:20:05.366
28		6:12.461	4:53.226	44.404	34.831	168.4	10:23:15.528	28		1:37.182	28.730	36.367	32.085	237.3	10:21:42.548
29		1:39.407	29.844	37.415	32.148	226.4	10:24:54.935	29		1:51.785	31.935	42.228	37.622	240.0	10:23:34.333
30		1:36.916	28.866	36.432	31.618	234.7	10:26:31.851	30		1:37.448	28.651	36.590	32.207	238.4	10:25:11.781
31		1:40.906	28.888	36.389	35.629	234.7	10:28:12.757	31		1:56.986 P	32.367	42.477	42.142	238.9	10:27:08.767
32		1:36.919	28.814	36.391	31.714	235.2	10:29:49.676								
33		1:45.363 P	28.763	37.421	39.179	235.8	10:31:35.039								





Circuit de Barcelona
Euroformula Open
Private test - 1
Lap Analysis



8

Matthias Lüthen

Dallara F320 HWA

12

Glenn Van Berlo

Dallara F320 HWA

R

Double R

R

DRIVEX

Lap	D	Time	Sector 1	Sector 2	Sector 3	T. Spd	Elapsed	Lap	D	Time	Sector 1	Sector 2	Sector 3	T. Spd	Elapsed
1		9:02:28.680	9:01:04.327	46.647	37.706	160.2	9:02:28.680	1		9:02:23.859	9:01:03.484	42.331	38.044	174.1	9:02:23.859
2		1:49.258	32.578	41.690	34.990	219.0	9:04:17.938	2		1:43.104	30.963	38.930	33.211	231.7	9:04:06.963
3		1:45.404	30.745	40.152	34.507	234.2	9:06:03.342	3		1:40.929	29.911	37.982	33.036	235.2	9:05:47.892
4		1:44.356	30.384	39.625	34.347	234.7	9:07:47.698	4		1:43.838	29.849	38.299	35.690	238.9	9:07:31.730
5		1:57.786 P	30.606	40.034	47.146	235.2	9:09:45.484	5		1:40.310	29.539	37.966	32.805	235.8	9:09:12.040
6		6:20.502	4:52.494	50.112	37.896	135.6	9:16:05.986	6		1:39.530	29.220	37.619	32.691	236.8	9:10:51.570
7		1:47.906	32.456	41.422	34.028	221.3	9:17:53.892	7		1:38.833	29.038	37.343	32.452	238.4	9:12:30.403
8		1:42.167	29.858	39.037	33.272	235.2	9:19:36.059	8		1:44.445	32.861	39.099	32.485	214.2	9:14:14.848
9		1:41.019	29.457	38.329	33.233	235.8	9:21:17.078	9		1:38.915	29.131	37.198	32.586	236.8	9:15:53.763
10		1:40.581	29.370	38.259	32.952	236.3	9:22:57.659	10		1:45.214 P	28.986	37.085	39.143	237.3	9:17:38.977
11		1:40.016	29.143	37.890	32.983	235.8	9:24:37.675	11		9:18.961	8:00.728	42.452	35.781	152.5	9:26:57.938
12		1:40.593	29.279	38.223	33.091	235.2	9:26:18.268	12		1:41.035	30.108	38.679	32.248	235.2	9:28:38.973
13		1:40.139	29.297	37.903	32.939	235.8	9:27:58.407	13		1:37.217	29.018	36.464	31.735	235.8	9:30:16.190
14		1:48.853	29.301	43.673	35.879	236.8	9:29:47.260	14		1:37.186	28.846	36.508	31.832	236.3	9:31:53.376
15		1:40.635	29.380	38.232	33.023	235.2	9:31:27.895	15		1:37.339	28.728	36.631	31.980	238.4	9:33:30.715
16		1:48.193 P	29.397	37.986	40.810	235.2	9:33:16.088	16		1:51.261	34.559	38.862	37.840	194.9	9:35:21.976
17		9:35.306	8:18.350	41.617	35.339	145.1	9:42:51.394	17		1:37.399	28.812	36.544	32.043	236.8	9:36:59.375
18		1:43.632	29.498	40.527	33.607	233.7	9:44:35.026	18		1:38.133	28.851	37.071	32.211	237.8	9:38:37.508
19		1:42.271	29.462	39.603	33.206	234.7	9:46:17.297	19		1:37.821	28.690	36.829	32.302	237.8	9:40:15.329
20		1:40.736	29.219	38.111	33.406	234.7	9:47:58.033	20		1:57.008 P	28.825	36.874	51.309	236.3	9:42:12.337
21		1:40.876	29.627	38.075	33.174	226.8	9:49:38.909	21		20:29.670	19:16.115	40.531	33.024	178.2	10:02:42.007
22		1:40.946	29.234	38.280	33.432	236.8	9:51:19.855	22		1:38.285	29.156	36.984	32.145	235.2	10:04:20.292
23		1:46.947	29.661	43.875	33.411	236.8	9:53:06.802	23		1:37.666	28.903	36.760	32.003	237.3	10:05:57.958
24		1:52.098 P	29.211	38.121	44.766	237.3	9:54:58.900	24		1:37.410	28.687	36.771	31.952	237.3	10:07:35.368
25		22:47.164	21:20.496	45.686	40.982	129.9	10:17:46.064	25		1:41.410	28.660	38.630	34.120	237.8	10:09:16.778
26		1:54.381	32.841	44.243	37.297	223.1	10:19:40.445	26		1:42.902 P	29.162	37.041	36.699	237.3	10:10:59.680
27		1:43.713	32.127	38.434	33.152	211.3	10:21:24.158	27		4:57.181	3:38.737	41.479	36.965	156.9	10:15:56.861
28		1:39.570	29.302	37.784	32.484	234.2	10:23:03.728	28		1:42.953	29.732	40.968	32.253	234.2	10:17:39.814
29		1:39.223	29.170	37.655	32.398	235.8	10:24:42.951	29		1:36.851	28.777	36.323	31.751	236.3	10:19:16.665
30		1:39.138	29.099	37.431	32.608	236.3	10:26:22.089	30		1:36.898	28.792	36.440	31.666	237.3	10:20:53.563
31		1:40.740	28.953	39.119	32.668	235.8	10:28:02.829	31		1:37.051	28.619	36.534	31.898	238.4	10:22:30.614
32		1:39.366	29.092	37.435	32.839	236.3	10:29:42.195	32		1:59.481	38.562	48.131	32.788	187.1	10:24:30.095
33		1:42.091	29.084	37.305	35.702	235.8	10:31:24.286	33		1:36.782	28.749	36.541	31.492	237.3	10:26:06.877
34		1:52.766 P	29.891	38.139	44.736	234.2	10:33:17.052	34		1:53.469 P	30.642	43.000	39.827	238.4	10:28:00.346





Circuit de Barcelona
Euroformula Open
Private test - 1
Lap Analysis



15

Sebastian Estner

Dallara F320 HWA

16

Andreas Estner

Dallara F320 HWA

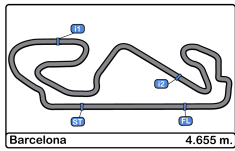
R

Van Amersfoort Racing

Van Amersfoort Racing

Lap	D	Time	Sector 1	Sector 2	Sector 3	T. Spd	Elapsed	Lap	D	Time	Sector 1	Sector 2	Sector 3	T. Spd	Elapsed
1		9:02:15.263	9:00:50.577	47.524	37.162	157.2	9:02:15.263	1		9:02:13.482	9:00:51.163	45.120	37.199	146.7	9:02:13.482
2		1:48.872	32.752	40.720	35.400	193.2	9:04:04.135	2		1:51.913 P	32.907	39.558	39.448	204.5	9:04:05.395
3		1:43.223	30.656	38.822	33.745	231.2	9:05:47.358	3		16:43.223	15:29.540	39.626	34.057	183.3	9:20:48.618
4		1:41.302	30.053	37.840	33.409	232.2	9:07:28.660	4		1:41.991	31.275	37.612	33.104	196.0	9:22:30.609
5		1:41.065	29.513	38.186	33.366	233.7	9:09:09.725	5		1:39.271	29.491	37.097	32.683	228.8	9:24:09.880
6		1:40.123	29.508	37.740	32.875	233.7	9:10:49.848	6		1:38.518	29.191	36.812	32.515	229.7	9:25:48.398
7		1:39.523	29.254	37.323	32.946	234.7	9:12:29.371	7		1:38.603	29.209	36.908	32.486	230.7	9:27:27.001
8		1:39.380	29.255	37.388	32.737	234.2	9:14:08.751	8		1:38.152	29.038	36.730	32.384	231.2	9:29:05.153
9		1:39.354	29.081	37.423	32.850	233.7	9:15:48.105	9		1:37.700	28.947	36.437	32.316	231.7	9:30:42.853
10		1:40.423	29.079	37.939	33.405	235.2	9:17:28.528	10		1:41.784 P	28.945	36.506	36.333	231.7	9:32:24.637
11		1:48.435 P	29.120	37.395	41.920	233.2	9:19:16.963	11		15:32.770	14:17.948	40.705	34.117	171.4	9:47:57.407
12		14:10.074	12:52.501	43.215	34.358	122.5	9:33:27.037	12		1:39.586	29.705	37.362	32.519	227.3	9:49:36.993
13		1:42.361	30.537	37.677	34.147	225.0	9:35:09.398	13		1:38.456	29.117	36.751	32.588	229.7	9:51:15.449
14		1:38.508	29.136	36.907	32.465	234.2	9:36:47.906	14		1:37.432	28.912	36.577	31.943	233.7	9:52:52.881
15		1:38.848	28.901	37.088	32.859	235.2	9:38:26.754	15		1:38.539	29.219	36.667	32.653	232.7	9:54:31.420
16		1:38.388	28.959	36.988	32.441	233.7	9:40:05.142	16		1:37.138	28.881	36.398	31.859	233.2	9:56:08.558
17		1:39.672	29.011	37.152	33.509	233.2	9:41:44.814	17		2:14.176 P	28.759	50.007	55.410	233.7	9:58:22.734
18		1:38.699	29.019	36.987	32.693	233.7	9:43:23.513	18		12:55.659	11:39.768	41.498	34.393	150.2	10:11:18.393
19		2:16.387 P	29.129	41.988	1:05.270	233.2	9:45:39.900	19		1:41.329	30.285	37.303	33.741	217.3	10:12:59.722
20		12:32.072	11:15.015	41.726	35.331	136.8	9:58:11.972	20		1:37.020	29.199	36.224	31.597	234.2	10:14:36.742
21		1:41.375	30.640	37.636	33.099	217.7	9:59:53.347	21		1:36.648	28.828	36.034	31.786	233.2	10:16:13.390
22		1:38.476	29.151	36.959	32.366	235.8	10:01:31.823	22		1:36.606	28.793	36.189	31.624	233.2	10:17:49.996
23		1:38.049	28.870	36.860	32.319	236.3	10:03:09.872	23		1:36.269	28.577	36.203	31.489	235.8	10:19:26.265
24		1:45.575 P	29.645	37.281	38.649	236.8	10:04:55.447	24		1:40.560 P	28.756	36.198	35.606	234.2	10:21:06.825
25		14:55.789	13:40.684	40.561	34.544	127.5	10:19:51.236	25		4:37.368	3:24.963	39.486	32.919	169.0	10:25:44.193
26		1:47.491	30.180	37.507	39.804	232.7	10:21:38.727	26		1:43.165	28.717	36.264	38.184	235.2	10:27:27.358
27		1:42.729	28.886	36.582	37.261	237.3	10:23:21.456	27		1:35.722	28.521	35.798	31.403	235.2	10:29:03.080
28		1:37.320	28.690	36.684	31.946	238.4	10:24:58.776	28		1:43.125 P	29.822	37.879	35.424	241.0	10:30:46.205
29		1:37.734	28.580	36.956	32.198	238.9	10:26:36.510								
30		1:37.969	28.724	37.089	32.156	238.9	10:28:14.479								
31		1:47.872 P	28.696	36.821	42.355	240.0	10:30:02.351								





Circuit de Barcelona
Euroformula Open
Private test - 1
Lap Analysis



20

Yifei Ye

Dallara F320 Spiess

25

Alexandre Bardinon

Dallara F320 HWA

Cryptotower Racing Team

Van Amersfoort Racing

Lap	D	Time	Sector 1	Sector 2	Sector 3	T. Spd	Elapsed	Lap	D	Time	Sector 1	Sector 2	Sector 3	T. Spd	Elapsed
1		9:02:29.839 P	9:00:57.920	44.760	47.159	159.7	9:02:29.839	1		9:02:23.012 P	9:00:49.677	46.731	46.604	163.3	9:02:23.012
2		6:23.217	5:10.482	39.185	33.550	176.7	9:08:53.056	2		2:37.242	1:22.767	40.429	34.046	183.9	9:05:00.254
3		1:39.377	29.680	37.251	32.446	229.7	9:10:32.433	3		1:42.545	30.822	38.395	33.328	232.7	9:06:42.799
4		1:39.149	29.251	37.380	32.518	231.2	9:12:11.582	4		1:41.029	29.634	38.145	33.250	234.2	9:08:23.828
5		1:38.814	29.256	37.148	32.410	231.7	9:13:50.396	5		1:41.012	29.573	37.948	33.491	234.7	9:10:04.840
6		1:38.585	29.115	37.092	32.378	233.2	9:15:28.981	6		1:40.163	29.378	37.802	32.983	235.2	9:11:45.003
7		1:38.204	28.939	36.908	32.357	234.2	9:17:07.185	7		1:39.982	29.279	37.713	32.990	235.8	9:13:24.985
8		1:47.021	29.995	40.263	36.763	234.7	9:18:54.206	8		1:39.292	29.206	37.393	32.693	235.2	9:15:04.277
9		1:38.301	29.129	36.931	32.241	232.2	9:20:32.507	9		1:38.962	29.106	37.267	32.589	235.2	9:16:43.239
10		1:38.018	28.959	36.822	32.237	234.2	9:22:10.525	10		1:45.995 P	29.094	37.143	39.758	236.3	9:18:29.234
11		1:37.870	28.977	36.759	32.134	235.2	9:23:48.395	11		6:25.779	5:05.209	44.224	36.346	139.3	9:24:55.013
12		1:37.734	28.895	36.733	32.106	234.2	9:25:26.129	12		1:43.723	31.465	39.357	32.901	216.4	9:26:38.736
13		1:46.469 P	28.996	36.868	40.605	234.7	9:27:12.598	13		1:38.400	29.053	37.009	32.338	236.3	9:28:17.136
14		20:14.087	19:00.195	39.993	33.899	183.6	9:47:26.685	14		1:37.977	28.828	36.761	32.388	236.3	9:29:55.113
15		1:43.468	30.111	38.419	34.938	223.6	9:49:10.153	15		1:38.162	28.747	36.745	32.670	237.3	9:31:33.275
16		1:38.142	29.095	36.919	32.128	229.7	9:50:48.295	16		1:37.809	28.808	36.632	32.369	237.3	9:33:11.084
17		1:37.684	29.040	36.584	32.060	232.2	9:52:25.979	17		1:37.820	29.010	36.661	32.149	236.3	9:34:48.904
18		1:45.954	29.051	40.539	36.364	232.2	9:54:11.933	18		1:48.573 P	30.363	39.317	38.893	236.3	9:36:37.477
19		1:46.949 P	29.006	36.623	41.320	232.2	9:55:58.882	19		14:33.963	13:13.278	44.922	35.763	158.5	9:51:11.440
20		10:50.999	9:39.269	38.059	33.671	185.2	10:06:49.881	20		1:46.155	31.173	41.953	33.029	206.1	9:52:57.595
21		1:38.090	29.069	36.992	32.029	230.7	10:08:27.971	21		1:38.326	29.003	36.961	32.362	236.8	9:54:35.921
22		1:37.928	29.049	36.591	32.288	231.7	10:10:05.899	22		1:37.855	28.781	36.729	32.345	237.3	9:56:13.776
23		1:53.666 P	29.133	41.261	43.272	234.7	10:11:59.565	23		1:38.759	28.792	37.681	32.286	237.3	9:57:52.535
24		9:31.201	8:19.366	38.988	32.847	172.8	10:21:30.766	24		1:37.717	28.816	36.855	32.046	236.8	9:59:30.252
25		1:41.570	29.757	37.637	34.176	225.0	10:23:12.336	25		1:37.515	28.744	36.557	32.214	237.3	10:01:07.767
26		1:36.543	28.779	36.308	31.456	233.2	10:24:48.879	26		1:37.519	28.748	36.488	32.283	237.8	10:02:45.286
27		1:36.021	28.617	36.033	31.371	235.2	10:26:24.900	27		1:48.198 P	28.756	39.252	40.190	238.4	10:04:33.484
28		1:42.442	29.837	39.634	32.971	236.8	10:28:07.342	28		12:29.577	11:00.721	51.324	37.532	111.5	10:17:03.061
29		1:36.182	28.595	36.006	31.581	235.2	10:29:43.524	29		1:48.465	36.225	39.668	32.572	225.4	10:18:51.526
30		1:48.380 P	28.548	36.713	43.119	238.9	10:31:31.904	30		1:40.589	28.900	36.741	34.948	236.8	10:20:32.115
31								31		1:37.359	28.672	36.545	32.142	236.3	10:22:09.474
32								32		1:37.237	28.681	36.541	32.015	237.8	10:23:46.711
33								33		1:52.673	33.274	44.421	34.978	229.7	10:25:39.384
34								34		1:37.430	28.689	36.473	32.268	238.4	10:27:16.814
35								35		1:45.669	31.975	40.660	33.034	241.0	10:29:02.483
36								36		1:37.236	28.677	36.547	32.012	237.8	10:30:39.719
37								37		1:53.998 P	28.664	37.251	48.083	238.4	10:32:33.717





Circuit de Barcelona
Euroformula Open
Private test - 1
Lap Analysis



26

Louis Foster

Dallara F320 HWA

28

Cameron Das

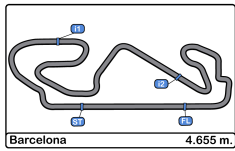
Dallara F320 Spiess

Double R

Team Motopark

Lap	D	Time	Sector 1	Sector 2	Sector 3	T. Spd	Elapsed	Lap	D	Time	Sector 1	Sector 2	Sector 3	T. Spd	Elapsed
1		9:02:20.111	9:00:53.729	47.935	38.447	173.6	9:02:20.111	1		9:02:32.201 P	9:01:00.284	44.278	47.639	171.1	9:02:32.201
2		2:00.421 P	33.650	43.231	43.540	229.7	9:04:20.532	2		5:01.815	3:41.861	43.301	36.653	180.9	9:07:34.016
3		3:37.292	2:21.782	40.960	34.550	187.8	9:07:57.824	3		1:44.458	30.973	39.639	33.846	227.8	9:09:18.474
4		1:45.000	31.247	39.896	33.857	234.2	9:09:42.824	4		1:40.459	29.739	37.704	33.016	231.2	9:10:58.933
5		1:44.139	30.595	39.793	33.751	235.2	9:11:26.963	5		1:39.652	29.533	37.374	32.745	232.7	9:12:38.585
6		1:42.469	30.123	38.942	33.404	236.3	9:13:09.432	6		1:39.446	29.404	37.402	32.640	233.2	9:14:18.031
7		1:46.886 P	29.835	38.643	38.408	236.3	9:14:56.318	7		1:39.045	29.266	37.192	32.587	236.3	9:15:57.076
8		9:49.202	8:30.869	43.748	34.585	183.3	9:24:45.520	8		1:48.367	30.225	41.896	36.246	235.2	9:17:45.443
9		1:52.531 P	32.994	40.707	38.830	234.7	9:26:38.051	9		1:39.196	29.247	37.322	32.627	233.2	9:19:24.639
10		6:11.336	4:56.459	41.049	33.828	182.4	9:32:49.387	10		1:38.763	29.196	37.108	32.459	235.2	9:21:03.402
11		1:42.160	31.073	38.526	32.561	233.7	9:34:31.547	11		1:38.578	29.045	37.047	32.486	234.7	9:22:41.980
12		1:38.579	29.133	37.260	32.186	237.3	9:36:10.126	12		1:43.116 P	29.032	36.961	37.123	235.2	9:24:25.096
13		1:38.027	28.991	36.976	32.060	235.2	9:37:48.153	13		12:11.036	10:59.603	37.984	33.449	184.6	9:36:36.132
14		1:41.535	28.990	37.108	35.437	236.3	9:39:29.688	14		1:38.726	29.247	37.045	32.434	232.2	9:38:14.858
15		1:38.184	29.129	36.882	32.173	235.2	9:41:07.872	15		1:38.108	29.008	36.829	32.271	233.2	9:39:52.966
16		1:37.812	28.953	36.781	32.078	235.8	9:42:45.684	16		1:54.463	33.434	42.083	38.946	233.2	9:41:47.429
17		1:42.375 P	28.870	37.037	36.468	236.3	9:44:28.059	17		1:38.284	29.160	36.798	32.326	235.2	9:43:25.713
18		6:55.412	5:31.282	39.631	44.499	180.9	9:51:23.471	18		1:45.651 P	28.940	38.665	38.046	235.8	9:45:11.364
19		1:39.942	29.857	37.457	32.628	235.8	9:53:03.413	19		10:01.960	8:42.200	44.833	34.927	177.9	9:55:13.324
20		1:37.462	28.716	36.702	32.044	238.4	9:54:40.875	20		1:44.304	31.843	38.070	34.391	205.7	9:56:57.628
21		1:37.207	28.597	36.638	31.972	238.4	9:56:18.082	21		1:37.723	29.062	36.715	31.946	234.7	9:58:35.351
22		1:37.323	28.639	36.567	32.117	239.4	9:57:55.405	22		1:37.333	28.862	36.553	31.918	236.3	10:00:12.684
23		1:37.428	28.645	36.690	32.093	239.4	9:59:32.833	23		1:37.214	28.723	36.581	31.910	236.3	10:01:49.898
24		1:50.735	33.236	44.107	33.392	213.0	10:01:23.568	24		1:44.402 P	28.746	36.493	39.163	237.3	10:03:34.300
25		1:37.300	28.696	36.668	31.936	237.8	10:03:00.868	25		9:02.880	7:49.985	39.224	33.671	187.1	10:12:37.180
26		1:37.084	28.674	36.497	31.913	238.4	10:04:37.952	26		1:37.766	29.041	36.692	32.033	234.2	10:14:14.946
27		1:43.265 P	28.625	36.615	38.025	237.8	10:06:21.217	27		1:42.811 P	28.971	36.840	37.000	235.2	10:15:57.757
28		7:20.472	5:59.088	46.617	34.767	178.8	10:13:41.689	28		5:46.691	4:27.990	42.112	36.589	176.7	10:21:44.448
29		1:46.056	29.803	38.348	37.905	236.8	10:15:27.745	29		1:45.474	31.579	38.191	35.704	210.9	10:23:29.922
30		1:38.936	28.870	36.515	33.551	237.3	10:17:06.681	30		1:36.659	28.691	36.275	31.693	237.3	10:25:06.581
31		1:36.647	28.618	36.275	31.754	238.9	10:18:43.328	31		1:36.509	28.572	36.281	31.656	237.8	10:26:43.090
32		1:36.657	28.682	36.256	31.719	238.9	10:20:19.985	32		1:47.509	28.598	43.526	35.385	239.4	10:28:30.599
33		1:36.571	28.570	36.198	31.803	238.9	10:21:56.556	33		1:38.016	28.820	36.401	32.795	236.3	10:30:08.615
34		1:41.373	28.597	36.563	36.213	237.8	10:23:37.929	34		1:47.496 P	29.281	37.393	40.822	237.3	10:31:56.111
35		1:58.017	33.980	44.585	39.452	219.0	10:25:35.946								
36		1:48.531 P	28.576	39.933	40.022	237.8	10:27:24.477								





Circuit de Barcelona
Euroformula Open
Private test - 1
Lap Analysis



31

Zane Maloney

Dallara F320 Spiess **33**

Manuel Maldonado

Dallara F320 Spiess

R

Carlin

Team Motopark

Lap	D	Time	Sector 1	Sector 2	Sector 3	T. Spd	Elapsed	Lap	D	Time	Sector 1	Sector 2	Sector 3	T. Spd	Elapsed
1		9:02:05.828	9:00:44.514	45.047	36.267	151.4	9:02:05.828	1		9:02:18.254 P	9:00:50.498	42.532	45.224	160.9	9:02:18.254
2		1:45.866	32.612	39.479	33.775	209.3	9:03:51.694	2		4:31.958	3:14.565	41.104	36.289	184.3	9:06:50.212
3		1:42.164	30.131	38.496	33.537	230.7	9:05:33.858	3		1:48.459	32.537	40.361	35.561	225.4	9:08:38.671
4		1:40.770	29.847	37.972	32.951	230.7	9:07:14.628	4		1:40.444	29.488	37.906	33.050	231.2	9:10:19.115
5		1:40.215	29.567	37.760	32.888	231.7	9:08:54.843	5		1:44.247	29.506	37.632	37.109	235.2	9:12:03.362
6		1:39.739	29.376	37.612	32.751	236.3	9:10:34.582	6		1:38.963	29.617	36.969	32.377	233.7	9:13:42.325
7		1:39.237	29.269	37.371	32.597	237.3	9:12:13.819	7		1:41.830	29.820	37.409	34.601	235.8	9:15:24.155
8		1:38.947	29.125	37.304	32.518	237.8	9:13:52.766	8		1:38.513	28.974	36.984	32.555	235.2	9:17:02.668
9		1:38.922	29.125	37.287	32.510	238.9	9:15:31.688	9		1:38.253	28.907	36.902	32.444	236.3	9:18:40.921
10		1:43.637 P	29.116	37.606	36.915	237.3	9:17:15.325	10		1:44.814	30.488	39.084	35.242	235.2	9:20:25.735
11		6:09.270	4:56.346	38.766	34.158	188.1	9:23:24.595	11		1:38.694	29.206	36.878	32.610	234.2	9:22:04.429
12		1:38.986	29.376	37.198	32.412	233.2	9:25:03.581	12		1:48.051 P	29.194	37.897	40.960	235.8	9:23:52.480
13		1:38.368	29.066	36.995	32.307	237.3	9:26:41.949	13		7:58.774	6:47.637	37.822	33.315	183.9	9:31:51.254
14		1:38.194	28.920	36.844	32.430	237.3	9:28:20.143	14		1:39.058	29.052	37.458	32.548	233.7	9:33:30.312
15		1:38.345	28.876	36.948	32.521	235.8	9:29:58.488	15		1:46.347	30.060	39.387	36.900	235.2	9:35:16.659
16		1:38.352	28.848	36.968	32.536	236.3	9:31:36.840	16		1:39.004	29.168	37.106	32.730	233.7	9:36:55.663
17		1:47.140 P	30.578	38.005	38.557	237.3	9:33:23.980	17		1:38.201	28.981	36.747	32.473	234.2	9:38:33.864
18		23:36.952	22:15.550	44.893	36.509	177.3	9:57:00.932	18		1:44.054 P	29.498	37.264	37.292	237.8	9:40:17.918
19		1:46.060	31.882	39.060	35.118	216.8	9:58:46.992	19		9:47.342	8:25.118	44.523	37.701	171.1	9:50:05.260
20		1:38.154	29.085	36.916	32.153	235.8	10:00:25.146	20		1:46.563	33.718	38.673	34.172	166.6	9:51:51.823
21		1:37.657	28.836	36.764	32.057	235.8	10:02:02.803	21		1:37.706	29.096	36.610	32.000	233.7	9:53:29.529
22		1:37.747	28.841	36.652	32.254	236.8	10:03:40.550	22		1:37.087	28.848	36.466	31.773	234.7	9:55:06.616
23		1:45.325 P	28.811	38.021	38.493	236.3	10:05:25.875	23		1:53.611 P	32.051	40.949	40.611	234.7	9:57:00.227
24		7:31.587	6:13.679	42.342	35.566	159.5	10:12:57.462	24		4:40.511	3:26.691	38.958	34.862	183.6	10:01:40.738
25		1:43.805	32.435	38.315	33.055	213.4	10:14:41.267	25		1:37.570	29.066	36.538	31.966	235.2	10:03:18.308
26		1:37.167	28.773	36.524	31.870	238.4	10:16:18.434	26		2:12.901 P	28.801	1:02.014	42.086	236.3	10:05:31.209
27		1:36.848	28.624	36.381	31.843	237.8	10:17:55.282	27		13:08.816	11:48.349	43.611	36.856	166.9	10:18:40.025
28		1:36.702	28.590	36.385	31.727	238.4	10:19:31.984	28		1:57.239	32.993	40.293	43.953	166.9	10:20:37.264
29		1:36.956	28.605	36.477	31.874	238.4	10:21:08.940	29		1:39.818	29.020	37.861	32.937	234.2	10:22:17.082
30		1:47.213	31.135	40.588	35.490	238.9	10:22:56.153	30		1:37.877	29.253	36.611	32.013	235.2	10:23:54.959
31		1:37.107	28.801	36.335	31.971	236.3	10:24:33.260	31		1:37.260	28.831	36.652	31.777	236.3	10:25:32.219
32		1:36.897	28.625	36.389	31.883	240.0	10:26:10.157	32		1:37.096	28.811	36.497	31.788	236.8	10:27:09.315
33		1:45.172	28.533	41.568	35.071	237.3	10:27:55.329	33		1:37.053	28.709	36.489	31.855	237.3	10:28:46.368
34		1:43.694 P	28.694	36.342	38.658	239.4	10:29:39.023	34		1:37.315	28.706	36.869	31.740	236.3	10:30:23.683
								35		1:47.513 P	28.761	37.399	41.353	237.3	10:32:11.196





Circuito de Barcelona
Euroformula Open
Private test - 1
Lap Analysis



34

Rafael Villagomez

Dallara F320 HWA 69

Lukas Dunner

Dallara F320 Spiess

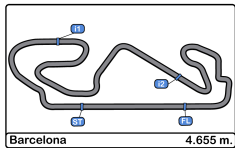
R

DRIVEX

Cryptotower Racing Team

Lap	D	Time	Sector 1	Sector 2	Sector 3	T. Spd	Elapsed	Lap	D	Time	Sector 1	Sector 2	Sector 3	T. Spd	Elapsed
1		9:35:06.081	9:33:40.700	46.814	38.567	156.5	9:35:06.081	1		9:02:31.320	P 9:00:59.568	44.051	47.701	171.9	9:02:31.320
2		1:55.047	33.915	43.693	37.439	232.7	9:37:01.128	2		7:35.198	6:14.948	41.564	38.686	181.5	9:10:06.518
3		1:45.828	29.976	42.028	33.824	235.8	9:38:46.956	3		1:46.528	32.516	39.609	34.403	200.7	9:11:53.046
4		1:41.182	29.756	37.739	33.687	236.3	9:40:28.138	4		1:39.667	29.704	37.314	32.649	232.7	9:13:32.713
5		1:40.163	29.514	37.591	33.058	238.9	9:42:08.301	5		1:39.178	29.389	37.149	32.640	233.7	9:15:11.891
6		1:39.898	29.352	37.516	33.030	237.8	9:43:48.199	6		1:38.632	29.146	36.984	32.502	234.7	9:16:50.523
7		1:39.889	29.308	37.468	33.113	236.8	9:45:28.088	7		1:38.711	29.127	37.057	32.527	234.7	9:18:29.234
8		1:39.780	29.244	37.310	33.226	235.2	9:47:07.868	8		1:50.136	34.572	41.973	33.591	212.5	9:20:19.370
9		1:39.482	29.225	37.316	32.941	237.8	9:48:47.350	9		1:38.753	29.280	37.040	32.433	233.2	9:21:58.123
10		2:00.068	P 32.419	40.711	46.938	240.0	9:50:47.418	10		1:38.243	29.108	36.794	32.341	235.2	9:23:36.366
11		9:49.556	8:23.330	47.075	39.151	164.1	10:00:36.974	11		1:38.634	28.977	37.202	32.455	235.8	9:25:15.000
12		1:57.523	34.268	46.504	36.751	236.8	10:02:34.497	12		1:46.128	P 28.979	37.634	39.515	235.8	9:27:01.128
13		1:39.168	29.273	37.062	32.833	237.3	10:04:13.665	13		12:30.102	11:10.970	39.838	39.294	166.1	9:39:31.230
14		1:38.553	29.034	36.840	32.679	240.5	10:05:52.218	14		1:44.126	32.079	38.876	33.171	216.0	9:41:15.356
15		1:38.368	28.927	36.898	32.543	240.0	10:07:30.586	15		1:38.248	29.095	36.842	32.311	233.2	9:42:53.604
16		1:38.178	28.744	37.043	32.391	239.4	10:09:08.764	16		1:37.734	28.928	36.675	32.131	235.8	9:44:31.338
17		1:41.326	28.993	36.718	35.615	240.5	10:10:50.090	17		1:37.933	28.941	36.791	32.201	234.2	9:46:09.271
18		1:48.321	P 29.271	36.936	42.114	237.8	10:12:38.411	18		1:43.095	P 28.976	36.683	37.436	234.2	9:47:52.366
19		7:01.314	5:30.751	52.443	38.120	135.5	10:19:39.725	19		12:54.926	11:38.900	41.061	34.965	179.7	10:00:47.292
20		2:01.214	35.442	48.408	37.364	211.3	10:21:40.939	20		1:42.000	31.427	37.934	32.639	217.3	10:02:29.292
21		1:43.020	28.857	38.143	36.020	238.9	10:23:23.959	21		1:37.345	28.885	36.521	31.939	235.2	10:04:06.637
22		1:37.522	28.699	36.516	32.307	241.6	10:25:01.481	22		1:42.573	28.735	38.636	35.202	238.4	10:05:49.210
23		1:37.453	28.581	36.470	32.402	241.0	10:26:38.934	23		1:37.206	28.774	36.589	31.843	236.3	10:07:26.416
24		1:37.431	28.567	36.496	32.368	242.1	10:28:16.365	24		1:42.539	P 28.850	36.359	37.330	236.3	10:09:08.955
25		1:49.423	28.412	45.251	35.760	241.6	10:30:05.788	25		6:23.546	5:00.757	41.842	40.947	187.5	10:15:32.501
26		1:49.353	P 29.319	36.683	43.351	242.1	10:31:55.141	26		1:37.275	28.903	36.443	31.929	236.3	10:17:09.776
								27		1:37.266	28.875	36.469	31.922	237.3	10:18:47.042
								28		1:47.328	P 29.700	38.558	39.070	238.4	10:20:34.370
								29		6:03.770	4:44.682	42.149	36.939	180.0	10:26:38.140
								30		1:45.519	33.794	38.945	32.780	219.5	10:28:23.659
								31		1:36.247	28.703	36.042	31.502	236.8	10:29:59.906
								32		1:36.361	28.609	36.240	31.512	236.8	10:31:36.267
								33		1:43.981	P 28.658	36.059	39.264	237.3	10:33:20.248





Circuit de Barcelona
Euroformula Open
Private test - 1
Lap Analysis



99

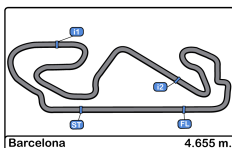
Rui Andrade

Dallara F320 Spiess

Cryptotower Racing Team

Lap	D	Time	Sector 1	Sector 2	Sector 3	T. Spd	Elapsed
1		9:03:02.121 P	9:01:29.158	46.258	46.705	168.2	9:03:02.121
2		5:31.746	4:15.939	41.003	34.804	173.6	9:08:33.867
3		1:44.327	31.099	39.520	33.708	216.8	9:10:18.194
4		1:40.647	29.582	37.832	33.233	231.7	9:11:58.841
5		1:40.492	29.538	37.848	33.106	231.7	9:13:39.333
6		1:40.040	29.366	37.597	33.077	233.2	9:15:19.373
7		1:39.431	29.378	37.392	32.661	233.7	9:16:58.804
8		1:46.018 P	29.182	37.712	39.124	233.7	9:18:44.822
9		3:01.266	1:50.787	37.575	32.904	190.4	9:21:46.088
10		1:39.309	29.454	37.132	32.723	232.2	9:23:25.397
11		1:42.732	29.322	37.424	35.986	236.3	9:25:08.129
12		1:38.862	29.181	37.142	32.539	234.7	9:26:46.991
13		1:45.108 P	29.141	37.140	38.827	234.7	9:28:32.099
14		16:19.285	15:07.344	38.792	33.149	187.8	9:44:51.384
15		1:41.311	30.903	37.598	32.810	230.7	9:46:32.695
16		1:38.990	29.212	37.150	32.628	232.2	9:48:11.685
17		1:38.752	29.149	37.091	32.512	232.7	9:49:50.437
18		1:38.826	29.055	37.089	32.682	234.7	9:51:29.263
19		1:39.006	29.133	37.107	32.766	233.7	9:53:08.269
20		1:38.798	29.085	37.172	32.541	236.8	9:54:47.067
21		1:48.561 P	29.013	36.979	42.569	234.7	9:56:35.628
22		13:28.289	12:13.938	40.604	33.747	176.1	10:10:03.917
23		1:51.768	30.628	43.370	37.770	214.2	10:11:55.685
24		1:38.274	29.256	36.789	32.229	233.2	10:13:33.959
25		1:38.124	29.074	36.760	32.290	232.7	10:15:12.083
26		1:47.252 P	29.031	36.856	41.365	234.2	10:16:59.335
27		2:00.578	50.063	37.513	33.002	174.4	10:18:59.913
28		1:38.415	28.901	36.715	32.799	234.2	10:20:38.328
29		1:45.653 P	28.959	37.239	39.455	238.9	10:22:23.981
30		4:52.112	3:39.505	39.817	32.790	186.8	10:27:16.093
31		1:37.962	28.911	36.864	32.187	235.2	10:28:54.055
32		1:37.606	28.773	36.674	32.159	235.2	10:30:31.661
33		1:46.659 P	28.789	36.655	41.215	235.8	10:32:18.320



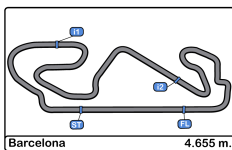


Circuito de Barcelona
Euroformula Open
Private test - 1
Best Sectors Results



Sector - 1				Sector - 2				Sector - 3				Ideal Lap vs Best Lap				
Clas	Nº	Driver	Time	Nº	Driver	Time	Nº	Driver	Time	Clas	Nº	Driver	Ideal Lap	Best Lap	Clas	
1	34	Rafael Villagomez	28.412	16	Andreas Estner	35.798	20	Yifei Ye	31.371	1	16	Andreas Estner	1:35.722	1:35.722	1	
2	16	Andreas Estner	28.521	20	Yifei Ye	36.006	16	Andreas Estner	31.403	2	20	Yifei Ye	1:35.925	1:36.021	2	
3	31	Zane Maloney	28.533	69	Lukas Dunner	36.042	12	Glenn Van Berlo	31.492	3	69	Lukas Dunner	1:36.153	1:36.247	3	
4	20	Yifei Ye	28.548	26	Louis Foster	36.198	69	Lukas Dunner	31.502	4	12	Glenn Van Berlo	1:36.434	1:36.782	7	
5	26	Louis Foster	28.570	28	Cameron Das	36.275	4	Niklas Krütten	31.618	5	26	Louis Foster	1:36.487	1:36.571	5	
6	28	Cameron Das	28.572	12	Glenn Van Berlo	36.323	28	Cameron Das	31.656	6	28	Cameron Das	1:36.503	1:36.509	4	
7	15	Sebastian Estner	28.580	31	Zane Maloney	36.335	26	Louis Foster	31.719	7	31	Zane Maloney	1:36.595	1:36.702	6	
8	69	Lukas Dunner	28.609	6	Ido Cohen	36.362	31	Zane Maloney	31.727	8	4	Niklas Krütten	1:36.770	1:36.916	8	
9	12	Glenn Van Berlo	28.619	4	Niklas Krütten	36.389	33	Manuel Maldonado	31.740	9	33	Manuel Maldonado	1:36.912	1:37.053	9	
10	6	Ido Cohen	28.651	33	Manuel Maldonado	36.466	15	Sebastian Estner	31.946	10	6	Ido Cohen	1:36.967	1:37.166	10	
11	25	Alexandre Bardinon	28.664	34	Rafael Villagomez	36.470	6	Ido Cohen	31.954	11	15	Sebastian Estner	1:37.108	1:37.320	12	
12	33	Manuel Maldonado	28.706	25	Alexandre Bardinon	36.473	25	Alexandre Bardinon	32.012	12	25	Alexandre Bardinon	1:37.149	1:37.236	11	
13	4	Niklas Krütten	28.763	15	Sebastian Estner	36.582	99	Rui Andrade	32.159	13	34	Rafael Villagomez	1:37.189	1:37.431	13	
14	99	Rui Andrade	28.773	99	Rui Andrade	36.655	34	Rafael Villagomez	32.307	14	99	Rui Andrade	1:37.587	1:37.606	14	
15	8	Matthias Lüthen	28.953	8	Matthias Lüthen	37.305	8	Matthias Lüthen	32.398	15	8	Matthias Lüthen	1:38.656	1:39.138	15	



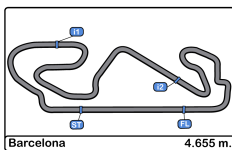


Circuito de Barcelona
Euroformula Open
Private test - 1
Best 5 Lap Times



Cls	Nº	Entrant	Nat	Driver	Nat	Cat	Cls	Chassis - Engine	Team	Best 1		Best 2		Best 3		Best 4		Best 5	
										Time	Lap	Time	Lap	Time	Lap	Time	Lap	Time	Lap
1	16	Van Amersfoort Racing	NLD	Andreas Estner	DEU			Dallara F320 HWA	Van Amersfoort Racing	1:35.722	27	1:36.269	23	1:36.606	22	1:36.648	21	1:37.020	20
2	20	Cryptotower Racing	JPN	Yifei Ye	CHN			Dallara F320 Spiess	Cryptotower Racing	1:36.021	27	1:36.182	29	1:36.543	26	1:37.684	17	1:37.734	12
3	69	Cryptotower Racing	JPN	Lukas Dunner	AUT			Dallara F320 Spiess	Cryptotower Racing	1:36.247	31	1:36.361	32	1:37.206	23	1:37.266	27	1:37.275	26
4	28	Team Motopark	DEU	Cameron Das	USA			Dallara F320 Spiess	Team Motopark	1:36.509	31	1:36.659	30	1:37.214	23	1:37.333	22	1:37.723	21
5	26	Double R	GBR	Louis Foster	GBR			Dallara F320 HWA	Double R	1:36.571	33	1:36.647	31	1:36.657	32	1:37.084	26	1:37.207	21
6	31	Carlin	GBR	Zane Maloney	BRB	R	1	Dallara F320 Spiess	Carlin	1:36.702	28	1:36.848	27	1:36.897	32	1:36.956	29	1:37.107	31
7	12	DRIVEX	ESP	Glenn Van Berlo	NLD	R	2	Dallara F320 HWA	DRIVEX	1:36.782	33	1:36.851	29	1:36.898	30	1:37.051	31	1:37.186	14
8	4	Team Motopark	DEU	Niklas Krütten	DEU	R	3	Dallara F320 Spiess	Team Motopark	1:36.916	30	1:36.919	32	1:37.590	23	1:37.653	21	1:37.751	22
9	33	Team Motopark	DEU	Manuel Maldonado	VEN			Dallara F320 Spiess	Team Motopark	1:37.053	33	1:37.087	22	1:37.096	32	1:37.260	31	1:37.315	34
10	6	Carlin	GBR	Ido Cohen	ISR			Dallara F320 Spiess	Carlin	1:37.166	27	1:37.182	28	1:37.448	30	1:37.797	20	1:37.879	22
11	25	Van Amersfoort Racing	NLD	Alexandre Bardoin	FRA			Dallara F320 HWA	Van Amersfoort Racing	1:37.236	36	1:37.237	32	1:37.359	31	1:37.430	34	1:37.515	25
12	15	Van Amersfoort Racing	NLD	Sebastian Estner	DEU	R	4	Dallara F320 HWA	Van Amersfoort Racing	1:37.320	28	1:37.734	29	1:37.969	30	1:38.049	23	1:38.388	16
13	34	DRIVEX	ESP	Rafael Villagomez	MEX	R	5	Dallara F320 HWA	DRIVEX	1:37.431	24	1:37.453	23	1:37.522	22	1:38.178	16	1:38.368	15
14	99	Cryptotower Racing	JPN	Rui Andrade	AGO			Dallara F320 Spiess	Cryptotower Racing	1:37.606	32	1:37.962	31	1:38.124	25	1:38.274	24	1:38.415	28
15	8	Double R	GBR	Matthias Lüthen	DEU	R	6	Dallara F320 HWA	Double R	1:39.138	30	1:39.223	29	1:39.366	32	1:39.570	28	1:40.016	11



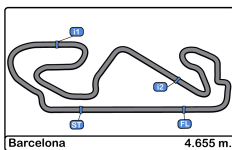


Circuito de Barcelona
Euroformula Open
Private test - 1
Best 5 Top Speeds



Cls	Nº	Entrant	Nat	Driver	Nat	Cat	Cls	Chassis - Engine	Team	Top 1		Top 2		Top 3		Top 4		Top 5		Avg
										Km/h	Lap	Km/h	Lap	Km/h	Lap	Km/h	Lap	Km/h	Lap	
1	34	DRIVEX	ESP	Rafael Villagomez	MEX	R	1	Dallara F320 HWA	DRIVEX	242.1	24	242.1	26	241.6	22	241.6	25	241.0	23	241.7
2	16	Van Amersfoort Racing	NLD	Andreas Estner	DEU			Dallara F320 HWA	Van Amersfoort Racing	241.0	28	235.8	23	235.2	26	235.2	27	234.2	20	236.3
3	25	Van Amersfoort Racing	NLD	Alexandre Bardinon	FRA			Dallara F320 HWA	Van Amersfoort Racing	241.0	35	238.4	27	238.4	34	238.4	37	237.8	26	238.8
4	6	Carlin	GBR	Ido Cohen	ISR			Dallara F320 Spiess	Carlin	240.0	29	238.9	31	238.4	30	237.8	9	237.8	15	238.6
5	15	Van Amersfoort Racing	NLD	Sebastian Estner	DEU	R	2	Dallara F320 HWA	Van Amersfoort Racing	240.0	31	238.9	29	238.9	30	238.4	28	237.3	27	238.7
6	31	Carlin	GBR	Zane Maloney	BRB	R	3	Dallara F320 Spiess	Carlin	240.0	32	239.4	34	238.9	9	238.9	30	238.4	26	239.1
7	26	Double R	GBR	Louis Foster	GBR			Dallara F320 HWA	Double R	239.4	22	239.4	23	238.9	31	238.9	32	238.9	33	239.1
8	28	Team Motopark	DEU	Cameron Das	USA			Dallara F320 Spiess	Team Motopark	239.4	32	237.8	31	237.3	24	237.3	30	237.3	34	237.8
9	12	DRIVEX	ESP	Glenn Van Berlo	NLD	R	4	Dallara F320 HWA	DRIVEX	238.9	4	238.4	7	238.4	15	238.4	31	238.4	34	238.5
10	20	Cryptotower Racing	JPN	Yifei Ye	CHN			Dallara F320 Spiess	Cryptotower Racing	238.9	30	236.8	28	235.2	11	235.2	27	235.2	29	236.3
11	99	Cryptotower Racing	JPN	Rui Andrade	AGO			Dallara F320 Spiess	Cryptotower Racing	238.9	29	236.8	20	236.3	11	235.8	33	235.2	31	236.6
12	69	Cryptotower Racing	JPN	Lukas Dunner	AUT			Dallara F320 Spiess	Cryptotower Racing	238.4	22	238.4	28	237.3	27	237.3	33	236.8	31	237.6
13	33	Team Motopark	DEU	Manuel Maldonado	VEN			Dallara F320 Spiess	Team Motopark	237.8	18	237.3	33	237.3	35	236.8	32	236.3	9	237.1
14	8	Double R	GBR	Matthias Lüthen	DEU	R	5	Dallara F320 HWA	Double R	237.3	24	236.8	14	236.8	22	236.8	23	236.3	10	236.8
15	4	Team Motopark	DEU	Niklas Krütten	DEU	R	6	Dallara F320 Spiess	Team Motopark	235.8	33	235.2	32	234.7	27	234.7	30	234.7	31	235.0



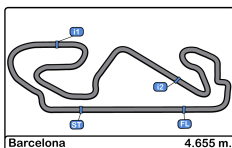


Circuito de Barcelona
Euroformula Open
Private test - 1
Fastest Laps Sequence



Lap	Time of Day	Session Time	Nº	Entrant	Nat	Driver	Nat	Cat	Chassis - Engine	Team	Time	Km/h
2	9:03:51.694	3:51.694	31	Carlin	GBR	Zane Maloney	BRB	R	Dallara F320 Spiess	Carlin	1:45.866	158.2
2	9:04:06.963	4:06.963	12	DRIVEX	ESP	Glenn Van Berlo	NLD	R	Dallara F320 HWA	DRIVEX	1:43.104	162.5
3	9:05:33.858	5:33.858	31	Carlin	GBR	Zane Maloney	BRB	R	Dallara F320 Spiess	Carlin	1:42.164	164.0
3	9:05:41.804	5:41.804	6	Carlin	GBR	Ido Cohen	ISR		Dallara F320 Spiess	Carlin	1:41.433	165.2
3	9:05:47.892	5:47.892	12	DRIVEX	ESP	Glenn Van Berlo	NLD	R	Dallara F320 HWA	DRIVEX	1:40.929	166.0
4	9:07:14.628	7:14.628	31	Carlin	GBR	Zane Maloney	BRB	R	Dallara F320 Spiess	Carlin	1:40.770	166.2
4	9:07:22.526	7:22.526	6	Carlin	GBR	Ido Cohen	ISR		Dallara F320 Spiess	Carlin	1:40.722	166.3
5	9:08:54.843	8:54.843	31	Carlin	GBR	Zane Maloney	BRB	R	Dallara F320 Spiess	Carlin	1:40.215	167.2
5	9:09:02.206	9:02.206	6	Carlin	GBR	Ido Cohen	ISR		Dallara F320 Spiess	Carlin	1:39.680	168.1
3	9:10:32.433	10:32.433	20	Cryptotower Racing Team	JPN	Yifei Ye	CHN		Dallara F320 Spiess	Cryptotower Racing Team	1:39.377	168.6
6	9:10:41.435	10:41.435	6	Carlin	GBR	Ido Cohen	ISR		Dallara F320 Spiess	Carlin	1:39.229	168.8
4	9:12:11.582	12:11.582	20	Cryptotower Racing Team	JPN	Yifei Ye	CHN		Dallara F320 Spiess	Cryptotower Racing Team	1:39.149	169.0
7	9:12:30.403	12:30.403	12	DRIVEX	ESP	Glenn Van Berlo	NLD	R	Dallara F320 HWA	DRIVEX	1:38.833	169.5
5	9:13:50.396	13:50.396	20	Cryptotower Racing Team	JPN	Yifei Ye	CHN		Dallara F320 Spiess	Cryptotower Racing Team	1:38.814	169.5
6	9:15:28.981	15:28.981	20	Cryptotower Racing Team	JPN	Yifei Ye	CHN		Dallara F320 Spiess	Cryptotower Racing Team	1:38.585	169.9
8	9:17:02.668	17:02.668	33	Team Motopark	DEU	Manuel Maldonado	VEN		Dallara F320 Spiess	Team Motopark	1:38.513	170.1
7	9:17:07.185	17:07.185	20	Cryptotower Racing Team	JPN	Yifei Ye	CHN		Dallara F320 Spiess	Cryptotower Racing Team	1:38.204	170.6
10	9:22:10.525	22:10.525	20	Cryptotower Racing Team	JPN	Yifei Ye	CHN		Dallara F320 Spiess	Cryptotower Racing Team	1:38.018	170.9
11	9:23:48.395	23:48.395	20	Cryptotower Racing Team	JPN	Yifei Ye	CHN		Dallara F320 Spiess	Cryptotower Racing Team	1:37.870	171.2
12	9:25:26.129	25:26.129	20	Cryptotower Racing Team	JPN	Yifei Ye	CHN		Dallara F320 Spiess	Cryptotower Racing Team	1:37.734	171.4
13	9:30:16.190	30:16.190	12	DRIVEX	ESP	Glenn Van Berlo	NLD	R	Dallara F320 HWA	DRIVEX	1:37.217	172.3
14	9:31:53.376	31:53.376	12	DRIVEX	ESP	Glenn Van Berlo	NLD	R	Dallara F320 HWA	DRIVEX	1:37.186	172.4
22	9:55:06.616	55:06.616	33	Team Motopark	DEU	Manuel Maldonado	VEN		Dallara F320 Spiess	Team Motopark	1:37.087	172.6
26	10:04:37.952	1:04:37.952	26	Double R	GBR	Louis Foster	GBR		Dallara F320 HWA	Double R	1:37.084	172.6
20	10:14:36.742	1:14:36.742	16	Van Amersfoort Racing	NLD	Andreas Estner	DEU		Dallara F320 HWA	Van Amersfoort Racing	1:37.020	172.7
21	10:16:13.390	1:16:13.390	16	Van Amersfoort Racing	NLD	Andreas Estner	DEU		Dallara F320 HWA	Van Amersfoort Racing	1:36.648	173.3



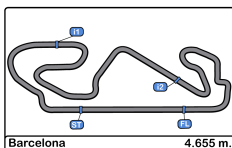


Circuit de Barcelona
 Euroformula Open
 Private test - 1
 Fastest Laps Sequence



Lap	Time of Day	Session Time	Nº	Entrant	Nat	Driver	Nat	Cat	Chassis - Engine	Team	Time	Km/h
22	10:17:49.996	1:17:49.996	16	Van Amersfoort Racing	NLD	Andreas Estner	DEU		Dallara F320 HWA	Van Amersfoort Racing	1:36.606	173.4
23	10:19:26.265	1:19:26.265	16	Van Amersfoort Racing	NLD	Andreas Estner	DEU		Dallara F320 HWA	Van Amersfoort Racing	1:36.269	174.0
27	10:26:24.900	1:26:24.900	20	Cryptotower Racing Team	JPN	Yifei Ye	CHN		Dallara F320 Spiess	Cryptotower Racing Team	1:36.021	174.5
27	10:29:03.080	1:29:03.080	16	Van Amersfoort Racing	NLD	Andreas Estner	DEU		Dallara F320 HWA	Van Amersfoort Racing	1:35.722	175.0





Circuito de Barcelona
Euroformula Open
Private test - 1
Event Best Maximum Speed



Nº	Entrant	Nat	Driver	Nat	Cat	Clas	Chassis - Engine	Team	Km/h	Session
34	DRIVEX	ESP	Rafael Villagomez	MEX	R	1	Dallara F320 HWA	DRIVEX	242.1	Private test - 1
25	Van Amersfoort Racing	NLD	Alexandre Bardinon	FRA			Dallara F320 HWA	Van Amersfoort Racing	241.0	Private test - 1
16	Van Amersfoort Racing	NLD	Andreas Estner	DEU			Dallara F320 HWA	Van Amersfoort Racing	241.0	Private test - 1
6	Carlin	GBR	Ido Cohen	ISR			Dallara F320 Spiess	Carlin	240.0	Private test - 1
31	Carlin	GBR	Zane Maloney	BRB	R	2	Dallara F320 Spiess	Carlin	240.0	Private test - 1
15	Van Amersfoort Racing	NLD	Sebastian Estner	DEU	R	3	Dallara F320 HWA	Van Amersfoort Racing	240.0	Private test - 1
26	Double R	GBR	Louis Foster	GBR			Dallara F320 HWA	Double R	239.4	Private test - 1
28	Team Motopark	DEU	Cameron Das	USA			Dallara F320 Spiess	Team Motopark	239.4	Private test - 1
12	DRIVEX	ESP	Glenn Van Berlo	NLD	R	4	Dallara F320 HWA	DRIVEX	238.9	Private test - 1
99	Cryptotower Racing Team	JPN	Rui Andrade	AGO			Dallara F320 Spiess	Cryptotower Racing Team	238.9	Private test - 1
20	Cryptotower Racing Team	JPN	Yifei Ye	CHN			Dallara F320 Spiess	Cryptotower Racing Team	238.9	Private test - 1
69	Cryptotower Racing Team	JPN	Lukas Dunner	AUT			Dallara F320 Spiess	Cryptotower Racing Team	238.4	Private test - 1
33	Team Motopark	DEU	Manuel Maldonado	VEN			Dallara F320 Spiess	Team Motopark	237.8	Private test - 1
8	Double R	GBR	Matthias Lüthen	DEU	R	5	Dallara F320 HWA	Double R	237.3	Private test - 1
4	Team Motopark	DEU	Niklas Krütten	DEU	R	6	Dallara F320 Spiess	Team Motopark	235.8	Private test - 1





Circuit de Barcelona
Euroformula Open
Private test - 1
Pit Stop Analysis



4 Niklas Krütten R Team Motopark
 Dallara F320 Spiess

Nr.	In Day Time	In Time	Out Time	Pit Time	T. Pit Time	Handicap	Penalty
1	9:02:24.097	9:02:24.097	9:04:22.726	1:58.629	1:58.629		
2	9:21:25.512	9:21:25.512	9:29:46.249	8:20.737	10:19.366		
3	9:42:02.597	9:42:02.597	9:50:53.697	8:51.100	19:10.466		
4	10:00:58.002	10:00:58.002	10:11:56.351	10:58.349	30:08.815		
5	10:17:00.390	10:17:00.390	10:21:19.843	4:19.453	34:28.268		

6 Ido Cohen Carlin
 Dallara F320 Spiess

Nr.	In Day Time	In Time	Out Time	Pit Time	T. Pit Time	Handicap	Penalty
1	9:17:33.909	9:17:33.909	9:26:04.871	8:30.962	8:30.962		
2	9:36:24.912	9:36:24.912	9:54:59.199	18:34.287	27:05.249		
3	10:07:38.416	10:07:38.416	10:12:57.575	5:19.159	32:24.408		

8 Matthias Lüthen R Double R
 Dallara F320 HWA

Nr.	In Day Time	In Time	Out Time	Pit Time	T. Pit Time	Handicap	Penalty
1	9:09:43.019	9:09:43.019	9:13:56.205	4:13.186	4:13.186		
2	9:33:13.561	9:33:13.561	9:41:01.016	7:47.455	12:00.641		
3	9:54:56.395	9:54:56.395	10:15:40.397	20:44.002	32:44.643		

12 Glenn Van Berlo R DRIVEN
 Dallara F320 HWA

Nr.	In Day Time	In Time	Out Time	Pit Time	T. Pit Time	Handicap	Penalty
1	9:17:36.487	9:17:36.487	9:25:02.103	7:25.616	7:25.616		
2	9:42:09.358	9:42:09.358	10:00:54.694	18:45.336	26:10.952		
3	10:10:57.190	10:10:57.190	10:14:03.808	3:06.618	29:17.570		

15 Sebastian Estner R Van Amersfoort Racing
 Dallara F320 HWA

Nr.	In Day Time	In Time	Out Time	Pit Time	T. Pit Time	Handicap	Penalty
1	9:19:14.455	9:19:14.455	9:31:32.035	12:17.580	12:17.580		
2	9:45:37.376	9:45:37.376	9:56:19.547	10:42.171	22:59.751		
3	10:04:53.004	10:04:53.004	10:18:00.177	13:07.173	36:06.924		

16 Andreas Estner Van Amersfoort Racing
 Dallara F320 HWA

Nr.	In Day Time	In Time	Out Time	Pit Time	T. Pit Time	Handicap	Penalty
1	9:04:02.874	9:04:02.874	9:19:03.659	15:00.785	15:00.785		
2	9:32:22.134	9:32:22.134	9:46:09.469	13:47.335	28:48.120		
3	9:58:20.097	9:58:20.097	10:09:25.432	11:05.335	39:53.455		
4	10:21:04.318	10:21:04.318	10:23:58.409	2:54.091	42:47.546		

20 Yifei Ye Cryptotower Racing Team
 Dallara F320 Spiess

Nr.	In Day Time	In Time	Out Time	Pit Time	T. Pit Time	Handicap	Penalty
1	9:02:27.008	9:02:27.008	9:07:09.543	4:42.535	4:42.535		
2	9:27:09.952	9:27:09.952	9:45:42.621	18:32.669	23:15.204		
3	9:55:56.113	9:55:56.113	10:05:08.854	9:12.741	32:27.945		
4	10:11:56.817	10:11:56.817	10:19:46.295	7:49.478	40:17.423		

25 Alexandre Bardinon Van Amersfoort Racing
 Dallara F320 HWA

Nr.	In Day Time	In Time	Out Time	Pit Time	T. Pit Time	Handicap	Penalty
1	9:02:20.579	9:02:20.579	9:03:14.295	53.716	53.716		

2	9:18:26.827	9:18:26.827	9:22:58.061	4:31.234	5:24.950		
3	9:36:35.030	9:36:35.030	9:49:15.047	12:40.017	18:04.967		
4	10:04:31.074	10:04:31.074	10:14:55.104	10:24.030	28:28.997		

26 Louis Foster Double R
 Dallara F320 HWA

Nr.	In Day Time	In Time	Out Time	Pit Time	T. Pit Time	Handicap	Penalty
1	9:04:18.522	9:04:18.522	9:06:08.298	1:49.776	1:49.776		
2	9:14:53.773	9:14:53.773	9:22:51.818	7:58.045	9:47.821		
3	9:26:35.570	9:26:35.570	9:31:01.465	4:25.895	14:13.716		
4	9:44:25.579	9:44:25.579	9:49:26.282	5:00.703	19:14.419		
5	10:06:18.774	10:06:18.774	10:11:46.561	5:27.787	24:42.206		

28 Cameron Das Team Motopark
 Dallara F320 Spiess

Nr.	In Day Time	In Time	Out Time	Pit Time	T. Pit Time	Handicap	Penalty
1	9:02:29.079	9:02:29.079	9:05:42.223	3:13.144	3:13.144		
2	9:24:22.504	9:24:22.504	9:34:55.067	10:32.563	13:45.707		
3	9:45:08.828	9:45:08.828	9:53:20.948	8:12.120	21:57.827		
4	10:03:31.793	10:03:31.793	10:10:54.393	7:22.600	29:20.427		
5	10:15:55.236	10:15:55.236	10:19:50.614	3:55.378	33:15.805		

31 Zane Maloney R Carlin
 Dallara F320 Spiess

Nr.	In Day Time	In Time	Out Time	Pit Time	T. Pit Time	Handicap	Penalty
1	9:17:12.907	9:17:12.907	9:21:42.098	4:29.191	4:29.191		
2	9:33:21.483	9:33:21.483	9:55:06.157	21:44.674	26:13.865		
3	10:05:23.540	10:05:23.540	10:11:05.673	5:42.133	31:55.998		

33 Manuel Maldonado Team Motopark
 Dallara F320 Spiess

Nr.	In Day Time	In Time	Out Time	Pit Time	T. Pit Time	Handicap	Penalty
1	9:02:15.552	9:02:15.552	9:05:01.485	2:45.933	2:45.933		
2	9:23:50.011	9:23:50.011	9:30:09.896	6:19.885	9:05.818		
3	9:40:15.546	9:40:15.546	9:48:06.660	7:51.114	16:56.932		
4	9:56:58.121	9:56:58.121	9:59:56.829	2:58.708	19:55.640		
5	10:05:28.360	10:05:28.360	10:16:43.698	11:15.338	31:10.978		

34 Rafael Villagomez R DRIVEN
 Dallara F320 HWA

Nr.	In Day Time	In Time	Out Time	Pit Time	T. Pit Time	Handicap	Penalty
1	9:50:44.939	9:50:44.939	9:58:34.509	7:49.570	7:49.570		
2	10:12:35.997	10:12:35.997	10:17:28.793	4:52.796	12:42.366		

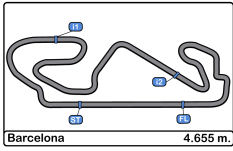
69 Lukas Dunner Cryptotower Racing Team
 Dallara F320 Spiess

Nr.	In Day Time	In Time	Out Time	Pit Time	T. Pit Time	Handicap	Penalty
1	9:02:28.374	9:02:28.374	9:08:13.801	5:45.427	5:45.427		
2	9:26:58.565	9:26:58.565	9:37:38.875	10:40.310	16:25.737		
3	9:47:49.822	9:47:49.822	9:58:58.736	11:08.914	27:34.651		
4	10:09:06.401	10:09:06.401	10:13:37.674	4:31.273	32:05.924		
5	10:20:31.698	10:20:31.698	10:24:44.641	4:12.943	36:18.867		

99 Rui Andrade Cryptotower Racing Team
 Dallara F320 Spiess

Nr.	In Day Time	In Time	Out Time	Pit Time	T. Pit Time	Handicap	Penalty
1	9:02:59.579	9:02:59.579	9:06:47.341	3:47.762	3:47.762		
2	9:18:42.318	9:18:42.318	9:20:07.392	1:25.074	5:12.836		





Circuit de Barcelona
Euroformula Open
Private test - 1
Pit Stop Analysis

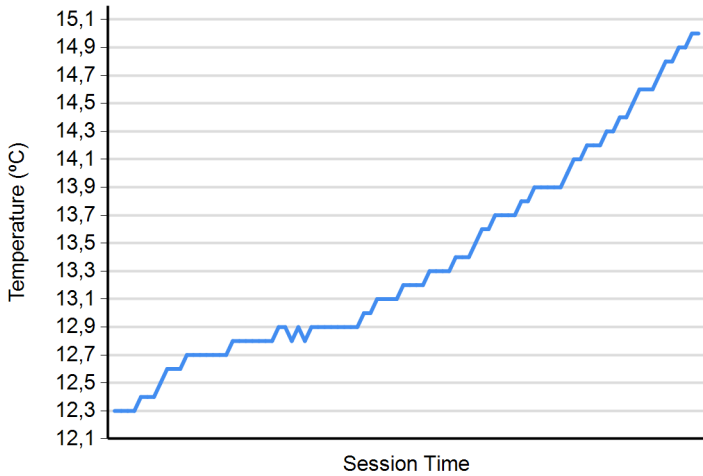


3	9:28:29.602	9:28:29.602	9:43:10.436	14:40.834	19:53.670
4	9:56:33.216	9:56:33.216	10:08:18.026	11:44.810	31:38.480
5	10:16:56.492	10:16:56.492	10:17:19.379	22.887	32:01.367
6	10:22:21.166	10:22:21.166	10:25:32.518	3:11.352	35:12.719

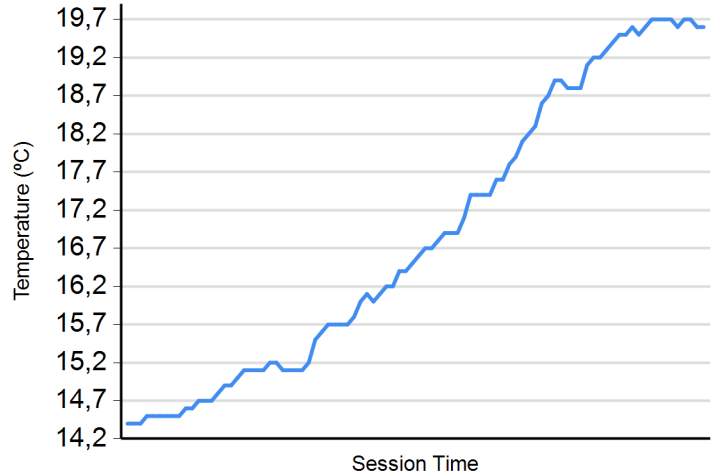




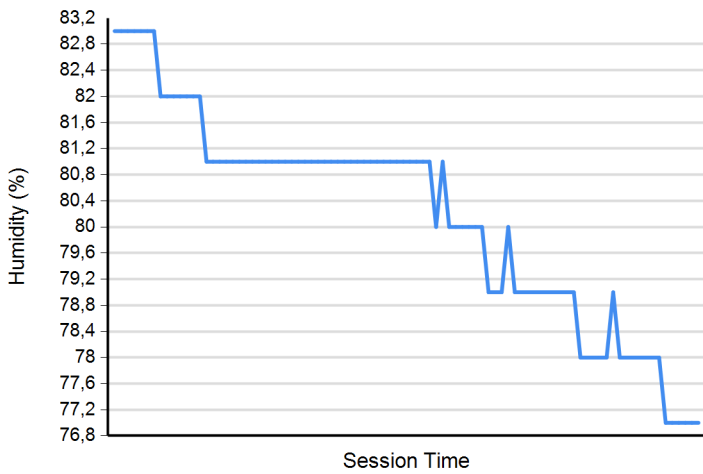
Air Temperature



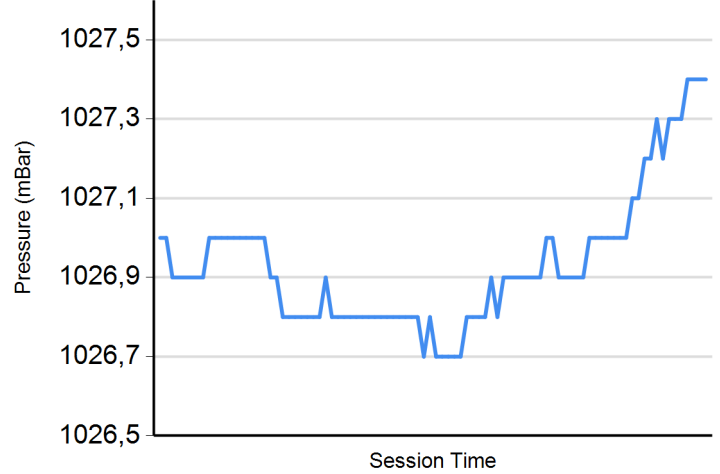
Track Temperature



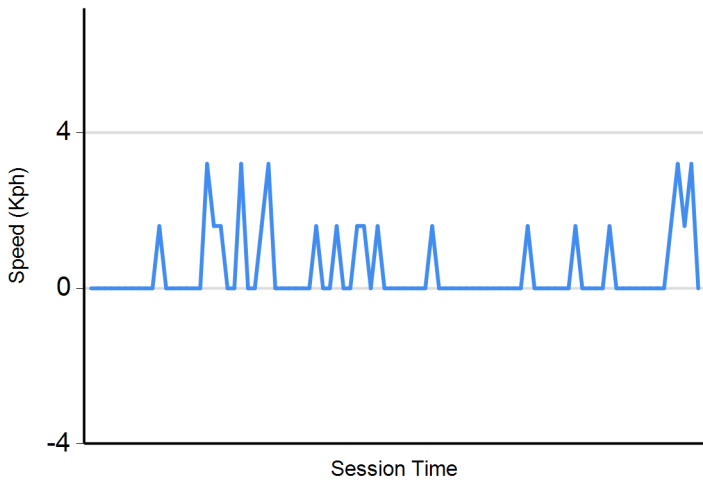
Humidity



Pressure



Wind Speed



Wind direction

North = 0°/360° Est = 90° South = 180° West = 270°

