

**Circuito de Barcelona**  
**International GT Open**  
**Qualifying - 1 Driver - 1**  
**Provisional Results**



Cls	Nº	Entrant/Team	Nat	Driver 1	Nat	Driver 2	Nat	Vehicle	Cat	Cls	Laps	Best	Time	Gap	Interval	Km/h
1	34	TF Sport	GBR	Salih Yoluc	TUR	<u>Charlie Eastwood</u>	IRL	Aston Martin Vantage GT3	PRO	1	7	6	1:42.423			163.6
2	17	AF Corse / APM Monaco	ITA	Louis Prette	MCO	<u>Vincent Abril</u>	MCO	Ferrari 488 GT3	PRO	2	9	7	1:42.505	0.082	0.082	163.4
3	88	JP Motorsport	POL	Patryk Krupinski	POL	<u>Christian Klien</u>	AUT	Mercedes AMG GT3 - 2016	PROAM	1	8	6	1:43.135	0.712	0.630	162.4
4	7	Optimum Motorsport	GBR	Brendan Iribe	USA	<u>Ollie Millroy</u>	GBR	McLaren 720 S GT3	PROAM	2	9	8	1:43.472	1.049	0.337	161.9
5	26	Team Lazarus	ITA	Fabrizio Crestani	ITA	<u>Yannick Mettler</u>	CHE	Bentley Continental GT3	PRO	3	11	8	1:43.959	1.536	0.487	161.1
6	59	Teo Martín Motorsport	ESP	<u>Miguel Ramos</u>	PRT	Henrique Chaves	PRT	McLaren 720 S GT3	PRO	4	6	3	1:44.134	1.711	0.175	160.9
7	48	AF Corse / APM Monaco	ITA	<u>Stephane Ortelli</u>	MCO	Angelo Negro	ITA	Ferrari 488 GT3	PROAM	3	13	12	1:44.533	2.110	0.399	160.3
8	72	Optimum Motorsport	GBR	<u>Nick Moss</u>	GBR	Joe Osborne	GBR	McLaren 720 S GT3	PROAM	4	4	2	1:44.638	2.215	0.105	160.1
9	33	RENO Racing	DNK	<u>Jens Reno Moller</u>	DNK	Reece Barr	IRL	Honda NSX GT3 Evo	PROAM	5	12	6	1:44.952	2.529	0.314	159.6
10	16	Teo Martín Motorsport	ESP	<u>Marcelo Hahn</u>	BRA	Allam Khodair	BRA	McLaren 720 S GT3	PROAM	6	5	2	1:46.226	3.803	1.274	157.7
11	61	AKKA ASP	ITA	<u>Mauro Ricci</u>	ITA	Jerome Policand	FRA	Mercedes AMG GT3 - 2020	AM	1	9	8	1:46.846	4.423	0.620	156.8
12	4	Boutsen Ginion	BEL	<u>Claude-Yves Gosselin</u>	FRA	Marc Rostan	FRA	Lamborghini Huracan GT3 EVO	AM	2	14	10	1:47.724	5.301	0.878	155.5

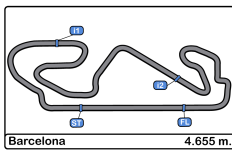
CAR 17 TIME 1:43.412 DELETED TRACK LIMITS AT T 15  
 CAR 33 TIME 1:47.602 DELETED TRACK LIMITS AT T 15  
 CAR 61 TIME 1:46.707 DELETED TRACK LIMITS AT T 9  
 CAR 61 TIME 1:46.422 DELETED TRACK LIMITS AT T 9  
 CAR 126 TIME 1:51.754 DELETED TRACK LIMITS AT T 15  
 CAR 10 TIME 1:51.637 DELETED TRACK LIMITS AT T 9

Published at:.....

Track Temp: 17.4 °C    Air Temp: 12.1 °C    Humidity: 82 %    Track Status: DRY

Stewards:	Race Director:	Timekeeper:
-----------	----------------	-------------





**Circuito de Barcelona**  
**International GT Open**  
**Qualifying - 1 Driver - 1**  
**Provisional Results by Class**



Cls	Nº	Entrant/Team	Nat	Driver 1	Nat	Driver 2	Nat	Vehicle	Cat	Cls	Laps	Best	Time	Gap	Interval	Km/h
<b>PRO</b>																
1	34	TF Sport		<u>Salih Yoluc</u>		<u>Charlie Eastwood</u>		Aston Martin Vantage GT3	PRO	1	7	6	1:42.423			163.6
2	17	AF Corse / APM Monaco		Louis Prette		<u>Vincent Abril</u>		Ferrari 488 GT3	PRO	2	9	7	1:42.505	0.082	0.082	163.4
3	26	Team Lazarus		Fabrizio Crestani		<u>Yannick Mettler</u>		Bentley Continental GT3	PRO	3	11	8	1:43.959	1.536	1.454	161.1
4	59	Teo Martín Motorsport		<u>Miguel Ramos</u>		Henrique Chaves		McLaren 720 S GT3	PRO	4	6	3	1:44.134	1.711	0.175	160.9
<b>PROAM</b>																
1	88	JP Motorsport		Patryk Krupinski		<u>Christian Klien</u>		Mercedes AMG GT3 - 2016	PROAM	1	8	6	1:43.135			162.4
2	7	Optimum Motorsport		Brendan Iribe		<u>Ollie Millroy</u>		McLaren 720 S GT3	PROAM	2	9	8	1:43.472	0.337	0.337	161.9
3	48	AF Corse / APM Monaco		<u>Stephane Ortelli</u>		Angelo Negro		Ferrari 488 GT3	PROAM	3	13	12	1:44.533	1.398	1.061	160.3
4	72	Optimum Motorsport		<u>Nick Moss</u>		Joe Osborne		McLaren 720 S GT3	PROAM	4	4	2	1:44.638	1.503	0.105	160.1
5	33	RENO Racing		<u>Jens Reno Moller</u>		Reece Barr		Honda NSX GT3 Evo	PROAM	5	12	6	1:44.952	1.817	0.314	159.6
6	16	Teo Martín Motorsport		<u>Marcelo Hahn</u>		Allam Khodair		McLaren 720 S GT3	PROAM	6	5	2	1:46.226	3.091	1.274	157.7
<b>AM</b>																
1	61	AKKA ASP		<u>Mauro Ricci</u>		Jerome Policand		Mercedes AMG GT3 - 2020	AM	1	9	8	1:46.846			156.8
2	4	Boutsen Ginion		<u>Claude-Yves Gosselin</u>		Marc Rostan		Lamborghini Huracan GT3 EVO	AM	2	14	10	1:47.724	0.878	0.878	155.5

Published at:.....

Track Temp: 17.4 °C    Air Temp: 12.1 °C    Humidity: 82 %    Track Status: DRY

<b>Stewards:</b>	<b>Race Director:</b>	<b>Timekeeper:</b>
------------------	-----------------------	--------------------





**Circuit de Barcelona**  
**International GT Open**  
**Qualifying - 1 Driver - 1**  
**Lap Analysis**



**4** 1 Claude-Yves Gosselin Lamborghini Huracan GT3 EVO **26** 1 Fabrizio Crestani Bentley Continental GT3  
 AM 2 Marc Rostan Boutsen Ginion PRO 2 Yannick Mettler Team Lazarus

Lap	D	Time	Sector 1	Sector 2	Sector 3	T. Spd	Elapsed	Lap	D	Time	Sector 1	Sector 2	Sector 3	T. Spd	Elapsed
1	1	9:38:15.050	9:36:52.209	45.884	36.957	184.9	9:38:15.050	1	2	9:36:54.596	9:35:37.479	41.463	35.654	190.8	9:36:54.596
2	1	1:49.533	31.663	41.910	35.960	255.3	9:40:04.583	2	2	1:44.789	30.126	39.744	34.919	266.6	9:38:39.385
3	1	1:48.943	30.825	42.087	36.031	258.9	9:41:53.526	3	2	1:47.312	29.755	41.571	35.986	268.6	9:40:26.697
4	1	1:49.120	31.015	41.846	36.259	259.6	9:43:42.646	4	2	1:44.689	29.933	40.171	34.585	269.3	9:42:11.386
5	1	1:49.039	31.175	41.804	36.060	257.1	9:45:31.685	5	2	1:44.843	30.060	40.082	34.701	269.3	9:43:56.229
6	1	1:48.381	31.034	41.616	35.731	257.1	9:47:20.066	6	2	1:52.481 P	30.135	40.366	41.980	270.0	9:45:48.710
7	1	1:48.568	31.044	41.750	35.774	257.1	9:49:08.634	7	2	1:39.420	10:22.809	41.245	35.366	157.4	9:57:28.130
8	1	1:48.177	30.938	41.320	35.919	256.5	9:50:56.811	8	2	1:43.959	29.856	39.733	34.370	270.0	9:59:12.089
9	1	1:48.006	30.931	41.353	35.722	258.3	9:52:44.817	9	2	1:44.397	29.981	39.882	34.534	270.0	10:00:56.486
10	1	1:47.724	30.762	41.239	35.723	257.1	9:54:32.541	10	2	1:49.505	30.230	43.045	36.230	270.0	10:02:45.991
11	1	1:47.754	30.881	41.084	35.789	257.7	9:56:20.295	11	2	1:52.730 P	30.080	39.860	42.790	269.3	10:04:38.721
12	1	1:49.378	30.723	41.613	37.042	256.5	9:58:09.673	<b>33</b> 1 Jens Reno Moller Honda NSX GT3 Evo							
13	1	1:47.988	30.829	41.378	35.781	254.7	9:59:57.661	PROAM 2 Reece Barr RENO Racing							
14	1	1:57.167 P	32.187	42.290	42.690	258.9	10:01:54.828								

Lap	D	Time	Sector 1	Sector 2	Sector 3	T. Spd	Elapsed	Lap	D	Time	Sector 1	Sector 2	Sector 3	T. Spd	Elapsed
1	2	9:37:34.076	9:36:15.400	42.197	36.479	127.2	9:37:34.076	1	1	1:47.526	30.636	41.193	35.697	262.7	9:39:21.602
2	2	1:43.773	29.741	39.845	34.187	264.0	9:44:53.428	3	1	1:46.753	30.519	40.629	35.605	264.7	9:41:08.355
3	2	1:43.826	29.822	39.753	34.251	265.3	9:46:37.254	4	1	1:55.324 P	30.969	42.288	42.067	265.3	9:43:03.679
4	2	1:44.470	29.809	39.678	34.983	266.0	9:48:21.724	5	1	3:09.650	1:52.252	40.918	36.480	194.9	9:46:13.329
5	2	1:51.001 P	30.149	40.644	40.208	266.0	9:50:12.725	6	1	1:44.952	30.093	40.197	34.662	265.3	9:47:58.281
6	2	8:53.584	7:29.495	40.982	43.107	196.7	9:59:06.309	7	1	1:47.602	30.103	40.388	37.111	266.6	9:49:45.883
7	2	1:43.613	29.840	39.767	34.006	264.0	10:00:49.922	8	1	2:02.780 P	35.313	42.704	44.763	211.7	9:51:48.663
8	2	1:43.472	29.747	39.518	34.207	264.7	10:02:33.394	9	1	2:08.312	51.176	41.271	35.865	197.4	9:53:56.975
9	2	1:53.212 P	29.842	41.583	41.787	265.3	10:04:26.606	10	1	1:45.738	30.100	40.628	35.010	266.0	9:55:42.713
								11	1	1:46.290	30.294	40.881	35.115	266.0	9:57:29.003
								12	1	2:00.510 P	32.765	42.400	45.345	219.5	9:59:29.513

Lap	D	Time	Sector 1	Sector 2	Sector 3	T. Spd	Elapsed	Lap	D	Time	Sector 1	Sector 2	Sector 3	T. Spd	Elapsed
1	1	9:46:55.241	9:45:38.438	41.131	35.672	194.2	9:46:55.241	1	2	9:46:49.836	9:45:24.513	46.207	39.116	167.7	9:46:49.836
2	1	1:46.226	30.369	40.606	35.251	267.3	9:48:41.467	2	2	1:43.014	29.788	39.334	33.892	264.0	9:48:32.850
3	1	1:46.393	30.662	40.540	35.191	268.6	9:50:27.860	3	2	1:42.799	29.459	39.403	33.937	266.6	9:50:15.649
4	1	1:46.891	30.454	40.860	35.577	267.9	9:52:14.751	4	2	2:00.354 P	33.350	45.912	41.092	239.4	9:52:16.003
5	1	1:52.114 P	30.394	40.805	40.915	267.3	9:54:06.865	5	2	9:14.737	7:52.758	46.969	35.010	179.7	10:01:30.740
								6	2	1:42.423	29.480	39.206	33.737	266.0	10:03:13.163
								7	2	2:00.817 P	32.565	44.774	43.478	259.6	10:05:13.980

Lap	D	Time	Sector 1	Sector 2	Sector 3	T. Spd	Elapsed	Lap	D	Time	Sector 1	Sector 2	Sector 3	T. Spd	Elapsed
1	2	9:38:56.542	9:37:39.810	41.791	34.941	192.1	9:38:56.542	<b>48</b> 1 Stephane Ortelli Ferrari 488 GT3							
2	2	1:43.412	29.450	39.306	34.656	264.0	9:40:39.954	PROAM 2 Angelo Negro AF Corse / APM Monaco							
3	2	1:47.487	30.109	41.839	35.539	266.0	9:42:27.441	1	1	9:38:12.587	9:36:51.464	45.755	35.368	173.0	9:38:12.587
4	2	1:43.258	29.571	39.397	34.290	264.7	9:44:10.699	2	1	1:44.770	30.119	40.028	34.623	262.1	9:39:57.357
5	2	2:12.417 P	34.692	48.493	49.232	230.7	9:46:23.116	3	1	1:45.506	29.978	40.134	35.394	263.4	9:41:42.863
6	2	6:12.812	4:52.393	44.398	36.021	157.6	9:52:35.928	4	1	1:52.302 P	30.237	40.779	41.286	264.0	9:43:35.165
7	2	1:42.505	29.476	39.097	33.932	264.0	9:54:18.433	5	1	10:37.089	9:15.352	46.041	35.696	174.7	9:54:12.254
8	2	1:52.428	29.415	45.361	37.652	265.3	9:56:10.861	6	1	1:44.779	30.100	39.789	34.890	264.7	9:55:57.033
9	2	2:12.095 P	30.160	48.950	52.985	264.0	9:58:22.956	7	1	1:44.942	29.754	39.685	35.503	264.7	9:57:41.975

8	1	1:44.543	29.987	39.917	34.639	266.0	9:59:26.518
9	1	1:44.698	29.976	40.089	34.633	267.3	10:01:11.216
10	1	1:44.973	30.078	39.932	34.963	265.3	10:02:56.189
11	1	1:44.875	30.034	40.132	34.709	264.0	10:04:41.064
12	1	1:44.533	29.990	39.936	34.607	264.7	10:06:25.597
13	1	2:30.630 P	36.617	54.815	59.198	248.8	10:08:56.227





**Circuit de Barcelona**  
**International GT Open**  
**Qualifying - 1 Driver - 1**  
**Lap Analysis**



**59** 1 Miguel Ramos McLaren 720 S GT3  
 PRO 2 Henrique Chaves Teo Martin Motorsport

Lap	D	Time	Sector 1	Sector 2	Sector 3	T. Spd	Elapsed
1	1	9:45:54.227	9:44:38.057	40.698	35.472	190.8	9:45:54.227
2	1	1:44.380	30.020	39.963	34.397	266.6	9:47:38.607
3	1	<b>1:44.134</b>	29.986	<b>39.815</b>	<b>34.333</b>	267.9	9:49:22.741
4	1	1:47.339	30.114	41.510	35.715	268.6	9:51:10.080
5	1	1:46.443	<b>29.919</b>	40.749	35.775	267.9	9:52:56.523
6	1	2:00.959 P	30.004	41.732	49.223	267.9	9:54:57.482

**61** 1 Mauro Ricci Mercedes AMG GT3 - 2020  
 AM 2 Jerome Policand AKKA ASP

Lap	D	Time	Sector 1	Sector 2	Sector 3	T. Spd	Elapsed
1	1	9:45:56.689	9:44:35.628	43.508	37.553	175.0	9:45:56.689
2	1	1:48.735	31.420	41.235	36.080	259.6	9:47:45.424
3	1	1:47.209	30.847	41.022	35.340	261.5	9:49:32.633
4	1	<del>1:46.707</del>	30.648	40.988	<b>35.071</b>	262.1	9:51:19.340
5	1	1:48.196	30.494	40.758	36.944	263.4	9:53:07.536
6	1	<del>1:46.422</del>	<b>30.468</b>	<b>40.635</b>	35.319	262.1	9:54:53.958
7	1	1:54.881	30.489	41.592	42.800	261.5	9:56:48.839
8	1	<b>1:46.846</b>	30.543	40.879	35.424	262.1	9:58:35.685
9	1	1:57.782 P	31.194	42.256	44.332	261.5	10:00:33.467

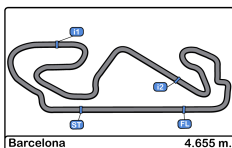
**72** 1 Nick Moss McLaren 720 S GT3  
 PROAM 2 Joe Osborne Optimum Motorsport

Lap	D	Time	Sector 1	Sector 2	Sector 3	T. Spd	Elapsed
1	1	9:39:08.812	9:37:52.156	41.098	35.558	194.9	9:39:08.812
2	1	<b>1:44.638</b>	<b>29.971</b>	<b>39.986</b>	<b>34.681</b>	264.0	9:40:53.450
3	1	1:54.513	30.247	40.510	43.756	265.3	9:42:47.963
4	1	1:56.803 P	30.473	43.859	42.471	264.7	9:44:44.766

**88** 1 Patryk Krupinski Mercedes AMG GT3 - 2016  
 PROAM 2 Christian Klien JP Motorsport

Lap	D	Time	Sector 1	Sector 2	Sector 3	T. Spd	Elapsed
1	2	9:46:23.622	9:45:02.272	44.283	37.067	181.8	9:46:23.622
2	2	1:43.623	<b>29.624</b>	39.605	34.394	263.4	9:48:07.245
3	2	1:43.759	29.753	39.653	34.353	264.0	9:49:51.004
4	2	1:59.079 P	32.403	43.106	43.570	265.3	9:51:50.083
5	2	7:50.087	6:34.024	40.952	35.111	197.4	9:59:40.170
6	2	<b>1:43.135</b>	29.662	<b>39.357</b>	<b>34.116</b>	263.4	10:01:23.305
7	2	1:50.364 P	29.679	39.364	41.321	264.0	10:03:13.669
8	2	2:29.051 P	54.672	48.883	45.496	158.8	10:05:42.720



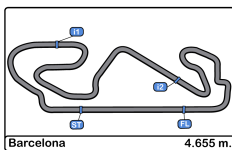


**Circuito de Barcelona**  
**International GT Open**  
**Qualifying - 1 Driver - 1**  
**Best Sectors Results**



Sector - 1			Sector - 2			Sector - 3			Ideal Lap vs Best Lap						
Clas	Nº	Driver	Time	Nº	Driver	Time	Nº	Driver	Time	Clas	Nº	Driver	Ideal Lap	Best Lap	Clas
1	17	Vincent Abril	29.415	17	Vincent Abril	39.097	34	Charlie Eastwood	33.737	1	34	Charlie Eastwood	1:42.402	1:42.423	1
2	34	Charlie Eastwood	29.459	34	Charlie Eastwood	39.206	17	Vincent Abril	33.932	2	17	Vincent Abril	1:42.444	1:42.505	2
3	88	Christian Klien	29.624	88	Christian Klien	39.357	7	Ollie Millroy	34.006	3	88	Christian Klien	1:43.097	1:43.135	3
4	7	Ollie Millroy	29.741	7	Ollie Millroy	39.518	88	Christian Klien	34.116	4	7	Ollie Millroy	1:43.265	1:43.472	4
5	48	Stephane Ortelli	29.754	48	Stephane Ortelli	39.685	59	Miguel Ramos	34.333	5	26	Yannick Mettler	1:43.858	1:43.959	5
6	26	Yannick Mettler	29.755	26	Yannick Mettler	39.733	26	Yannick Mettler	34.370	6	48	Stephane Ortelli	1:44.046	1:44.533	7
7	59	Miguel Ramos	29.919	59	Miguel Ramos	39.815	48	Stephane Ortelli	34.607	7	59	Miguel Ramos	1:44.067	1:44.134	6
8	72	Nick Moss	29.971	72	Nick Moss	39.986	33	Jens Reno Moller	34.662	8	72	Nick Moss	1:44.638	1:44.638	8
9	33	Jens Reno Moller	30.093	33	Jens Reno Moller	40.197	72	Nick Moss	34.681	9	33	Jens Reno Moller	1:44.952	1:44.952	9
10	16	Marcelo Hahn	30.369	16	Marcelo Hahn	40.540	61	Mauro Ricci	35.071	10	16	Marcelo Hahn	1:46.100	1:46.226	10
11	61	Mauro Ricci	30.468	61	Mauro Ricci	40.635	16	Marcelo Hahn	35.191	11	61	Mauro Ricci	1:46.174	1:46.846	11
12	4	Claude-Yves Gosselin	30.723	4	Claude-Yves Gosselin	41.084	4	Claude-Yves Gosselin	35.722	12	4	Claude-Yves Gosselin	1:47.529	1:47.724	12



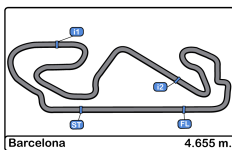


**Circuito de Barcelona**  
**International GT Open**  
**Qualifying - 1 Driver - 1**  
**Best 5 Lap Times**



Cl	Nº	Entrant/Team	Nat	Driver 1	Nat	Status	Driver 2	Nat	Status	Vehicle	Cat	Cl	Best 1		Best 2		Best 3		Best 4		Best 5		
													Time	Lap	Time	Lap	Time	Lap	Time	Lap	Time	Lap	
1	34	TF Sport		<u>Salih Yoluc</u>			<u>Charlie Eastwood</u>			Aston Martin Vantage GT3	PRO	1	1:42.423	6	1:42.799	3	1:43.014	2	2:00.354	4	2:00.817	7	
2	17	AF Corse / APM Monaco		<u>Louis Prette</u>			<u>Vincent Abril</u>			Ferrari 488 GT3	PRO	2	1:42.505	7	1:43.258	4	1:47.487	3	1:52.428	8	2:12.095	9	
3	88	JP Motorsport		<u>Patryk Krupinski</u>			<u>Christian Klien</u>			Mercedes AMG GT3 - 2016	PROAM	1	1:43.135	6	1:43.623	2	1:43.759	3	1:50.364	7	1:59.079	4	
4	7	Optimum Motorsport		<u>Brendan Iribe</u>			<u>Ollie Millroy</u>			McLaren 720 S GT3	PROAM	2	1:43.472	8	1:43.613	7	1:43.773	2	1:43.826	3	1:44.470	4	
5	26	Team Lazarus		<u>Fabrizio Crestani</u>			<u>Yannick Mettler</u>			Bentley Continental GT3	PRO	3	1:43.959	8	1:44.397	9	1:44.689	4	1:44.789	2	1:44.843	5	
6	59	Teo Martín Motorsport		<u>Miquel Ramos</u>			Henrique Chaves			McLaren 720 S GT3	PRO	4	1:44.134	3	1:44.380	2	1:46.443	5	1:47.339	4	2:00.959	6	
7	48	AF Corse / APM Monaco		<u>Stephane Ortelli</u>			Angelo Negro			Ferrari 488 GT3	PROAM	3	1:44.533	12	1:44.543	8	1:44.698	9	1:44.770	2	1:44.779	6	
8	72	Optimum Motorsport		<u>Nick Moss</u>			Joe Osborne			McLaren 720 S GT3	PROAM	4	1:44.638	2	1:54.513	3	1:56.803	4					
9	33	RENO Racing		<u>Jens Reno Moller</u>			Reece Barr			Honda NSX GT3 Evo	PROAM	5	1:44.952	6	1:45.738	10	1:46.290	11	1:46.753	3	1:47.526	2	
10	16	Teo Martín Motorsport		<u>Marcelo Hahn</u>			Allam Khodair			McLaren 720 S GT3	PROAM	6	1:46.226	2	1:46.393	3	1:46.891	4	1:52.114	5			
11	61	AKKA ASP		<u>Mauro Ricci</u>			Jerome Policand			Mercedes AMG GT3 - 2020	AM	1	1:46.846	8	1:47.209	3	1:48.196	5	1:48.735	2	1:54.881	7	
12	4	Boutsen Ginion		<u>Claude-Yves Gosselin</u>			Marc Rostan			Lamborghini Huracan GT3 EVO	AM	2	1:47.724	10	1:47.754	11	1:47.988	13	1:48.006	9	1:48.177	8	



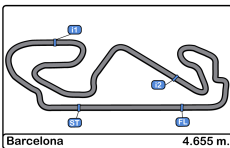


**Circuito de Barcelona**  
**International GT Open**  
**Qualifying - 1 Driver - 1**  
**Best 5 Top Speeds**



Cl	Nº	Entrant/Team	Nat	Driver 1	Nat	Driver 2	Nat	Vehicle	Cat	Cl	Top 1		Top 2		Top 3		Top 4		Top 5		
											Km/h	Lap	Km/h	Lap	Km/h	Lap	Km/h	Lap	Km/h	Lap	Km/h
1	26	Team Lazarus	ITA	Fabrizio Crestani	ITA	Yannick Mettler	CHE	Bentley Continental GT3	PRO	1	270.0	6	270.0	8	270.0	9	270.0	10	269.3	4	269.8
2	16	Teo Martín Motorsport	ESP	Marcelo Hahn	BRA	Allam Khodair	BRA	McLaren 720 S GT3	PROAM	1	268.6	3	267.9	4	267.3	2	267.3	5	194.2	1	253.1
3	59	Teo Martín Motorsport	ESP	Miguel Ramos	PRT	Henrique Chaves	PRT	McLaren 720 S GT3	PRO	2	268.6	4	267.9	3	267.9	5	267.9	6	266.6	2	267.8
4	48	AF Corse / APM Monaco	ITA	Stephane Ortelli	MCO	Angelo Negro	ITA	Ferrari 488 GT3	PROAM	2	267.3	9	266.0	8	265.3	10	264.7	6	264.7	7	265.6
5	33	RENO Racing	DNK	Jens Reno Moller	DNK	Reece Barr	IRL	Honda NSX GT3 Evo	PROAM	3	266.6	7	266.0	10	266.0	11	265.3	4	265.3	6	265.8
6	34	TF Sport	GBR	Salih Yoluc	TUR	Charlie Eastwood	IRL	Aston Martin Vantage GT3	PRO	3	266.6	3	266.0	6	264.0	2	259.6	7	239.4	4	259.1
7	7	Optimum Motorsport	GBR	Brendan Iribe	USA	Ollie Millroy	GBR	McLaren 720 S GT3	PROAM	4	266.0	4	266.0	5	265.3	3	265.3	9	264.7	8	265.4
8	17	AF Corse / APM Monaco	ITA	Louis Prette	MCO	Vincent Abril	MCO	Ferrari 488 GT3	PRO	4	266.0	3	265.3	8	264.7	4	264.0	2	264.0	7	264.8
9	72	Optimum Motorsport	GBR	Nick Moss	GBR	Joe Osborne	GBR	McLaren 720 S GT3	PROAM	5	265.3	3	264.7	4	264.0	2	194.9	1			247.2
10	88	JP Motorsport	POL	Patryk Krupinski	POL	Christian Klien	AUT	Mercedes AMG GT3 - 2016	PROAM	6	265.3	4	264.0	3	264.0	7	263.4	2	263.4	6	264.0
11	61	AKKA ASP	FRA	Mauro Ricci	ITA	Jerome Policand	FRA	Mercedes AMG GT3 - 2020	AM	1	263.4	5	262.1	4	262.1	6	262.1	8	261.5	3	262.2
12	4	Boutsen Ginion	BEL	Claude-Yves Gosselin	FRA	Marc Rostan	FRA	Lamborghini Huracan GT3 EVO	AM	2	259.6	4	258.9	3	258.9	14	258.3	9	257.7	11	258.7





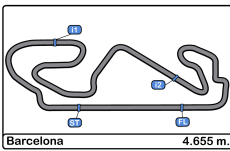
**Circuito de Barcelona**  
**International GT Open**  
**Qualifying - 1 Driver - 1**  
**Fastest Laps Sequence**



Lap	Time of Day	Session Time	Nº	Entrant/Team	Nat	Driver 1	Nat	Driver 2	Nat	Vehicle	Cat	Time	Km/h
2	9:38:39.385	3:39.385	26	Team Lazarus	ITA	Fabrizio Crestani	ITA	<u>Yannick Mettler</u>	CHE	Bentley Continental GT3	PRO	1:44.789	159.9
2	9:39:57.357	4:57.357	48	AF Corse / APM Monaco	ITA	<u>Stephane Ortelli</u>	MCO	Angelo Negro	ITA	Ferrari 488 GT3	PROAM	1:44.770	159.9
2	9:40:53.450	5:53.450	72	Optimum Motorsport	GBR	<u>Nick Moss</u>	GBR	Joe Osborne	GBR	McLaren 720 S GT3	PROAM	1:44.638	160.1
4	9:44:10.699	9:10.699	17	AF Corse / APM Monaco	ITA	Louis Prette	MCO	<u>Vincent Abril</u>	MCO	Ferrari 488 GT3	PRO	1:43.258	162.2
2	9:48:32.850	13:32.850	34	TF Sport	GBR	Salih Yoluc	TUR	<u>Charlie Eastwood</u>	IRL	Aston Martin Vantage GT3	PRO	1:43.014	162.6
3	9:50:15.649	15:15.649	34	TF Sport	GBR	Salih Yoluc	TUR	<u>Charlie Eastwood</u>	IRL	Aston Martin Vantage GT3	PRO	1:42.799	163.0
7	9:54:18.433	19:18.433	17	AF Corse / APM Monaco	ITA	Louis Prette	MCO	<u>Vincent Abril</u>	MCO	Ferrari 488 GT3	PRO	1:42.505	163.4
6	10:03:13.163	28:13.163	34	TF Sport	GBR	Salih Yoluc	TUR	<u>Charlie Eastwood</u>	IRL	Aston Martin Vantage GT3	PRO	1:42.423	163.6







**Circuito de Barcelona**  
**International GT Open**  
**Qualifying - 1 Driver - 1**  
**Event Best Maximum Speed**



Nº	Entrant/Team	Nat	Driver 1	Nat	Driver 2	Nat	Vehicle	Cat	Km/h	Session
26	Team Lazarus	ITA	Fabrizio Crestani	ITA	Yannick Mettler	CHE	Bentley Continental GT3	PRO	272.7	Free Practice - 2
59	Teo Martín Motorsport	ESP	Miguel Ramos	PRT	Henrique Chaves	PRT	McLaren 720 S GT3	PRO	269.3	Free Practice - 2
16	Teo Martín Motorsport	ESP	Marcelo Hahn	BRA	Allam Khodair	BRA	McLaren 720 S GT3	PROAM	268.6	Free Practice - 2
34	TF Sport	GBR	Salih Yoluc	TUR	Charlie Eastwood	IRL	Aston Martin Vantage GT3	PRO	267.9	Free Practice - 1
7	Optimum Motorsport	GBR	Brendan Iribe	USA	Ollie Millroy	GBR	McLaren 720 S GT3	PROAM	267.3	Free Practice - 2
33	RENO Racing	DNK	Jens Reno Moller	DNK	Reece Barr	IRL	Honda NSX GT3 Evo	PROAM	267.3	Free Practice - 2
48	AF Corse / APM Monaco	ITA	Stephane Ortelli	MCO	Angelo Negro	ITA	Ferrari 488 GT3	PROAM	267.3	Qualifying - 1 Driver - 1
72	Optimum Motorsport	GBR	Nick Moss	GBR	Joe Osborne	GBR	McLaren 720 S GT3	PROAM	266.6	Free Practice - 2
17	AF Corse / APM Monaco	ITA	Louis Prette	MCO	Vincent Abril	MCO	Ferrari 488 GT3	PRO	266.0	Qualifying - 1 Driver - 1
88	JP Motorsport	POL	Patryk Krupinski	POL	Christian Klien	AUT	Mercedes AMG GT3 - 2016	PROAM	265.3	Qualifying - 1 Driver - 1
61	AKKA ASP	FRA	Mauro Ricci	ITA	Jerome Policand	FRA	Mercedes AMG GT3 - 2020	AM	264.7	Free Practice - 2
4	Boutsen Ginion	BEL	Claude-Yves Gosselin	FRA	Marc Rostan	FRA	Lamborghini Huracan GT3 EVO	AM	259.6	Free Practice - 1





**Circuit de Barcelona**  
**International GT Open**  
**Qualifying - 1 Driver - 1**  
**Pit Stop Analysis**



**7** Brendan Iribe PROAM Optimum Motorsport  
 Ollie Millroy McLaren 720 S GT3

Nr.	In Day Time	In Time	Out Time	Pit Time	T. Pit Time	Handicap	Penalty
1	9:50:10.267	9:50:10.267	9:57:11.854	7:01.587	7:01.587		

**17** Louis Prette PRO AF Corse / APM Monaco  
 Vincent Abril Ferrari 488 GT3

Nr.	In Day Time	In Time	Out Time	Pit Time	T. Pit Time	Handicap	Penalty
1	9:46:20.664	9:46:20.664	9:50:37.693	4:17.029	4:17.029		

**26** Fabrizio Crestani PRO Team Lazarus  
 Yannick Mettler Bentley Continental GT3

Nr.	In Day Time	In Time	Out Time	Pit Time	T. Pit Time	Handicap	Penalty
1	9:45:46.263	9:45:46.263	9:55:39.238	9:52.975	9:52.975		

**33** Jens Reno Moller PROAM RENO Racing  
 Reece Barr Honda NSX GT3 Evo

Nr.	In Day Time	In Time	Out Time	Pit Time	T. Pit Time	Handicap	Penalty
1	9:43:01.152	9:43:01.152	9:44:24.827	1:23.675	1:23.675		
2	9:51:46.214	9:51:46.214	9:52:08.698	22.484	1:46.159		

**34** Salih Yoluc PRO TF Sport  
 Charlie Eastwood Aston Martin Vantage GT3

Nr.	In Day Time	In Time	Out Time	Pit Time	T. Pit Time	Handicap	Penalty
1	9:52:13.536	9:52:13.536	9:59:28.521	7:14.985	7:14.985		

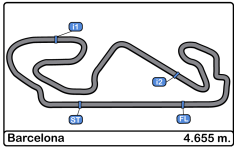
**48** Stephane Ortelli PROAM AF Corse / APM Monaco  
 Angelo Negro Ferrari 488 GT3

Nr.	In Day Time	In Time	Out Time	Pit Time	T. Pit Time	Handicap	Penalty
1	9:43:32.691	9:43:32.691	9:52:11.921	8:39.230	8:39.230		

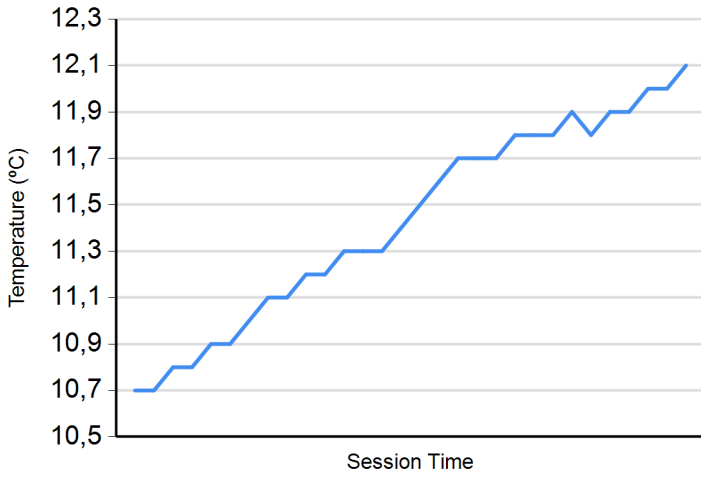
**88** Patryk Krupinski PROAM JP Motorsport  
 Christian Klien Mercedes AMG GT3 - 2016

Nr.	In Day Time	In Time	Out Time	Pit Time	T. Pit Time	Handicap	Penalty
1	9:51:47.667	9:51:47.667	9:57:54.335	6:06.668	6:06.668		
2	10:03:11.068	10:03:11.068	10:03:33.445	22.377	6:29.045		

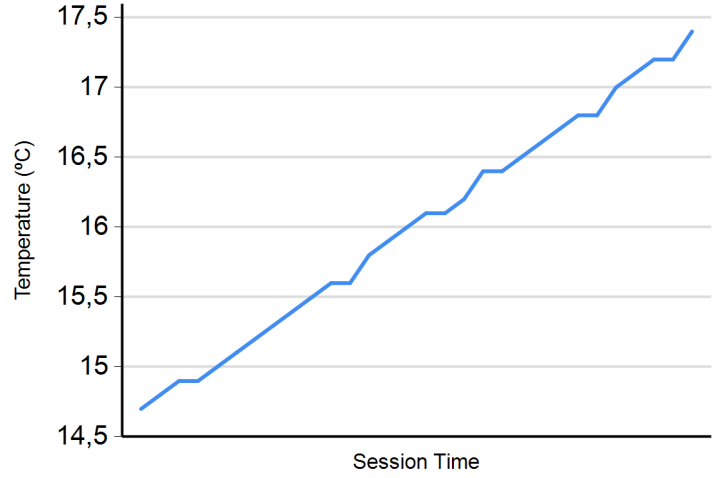




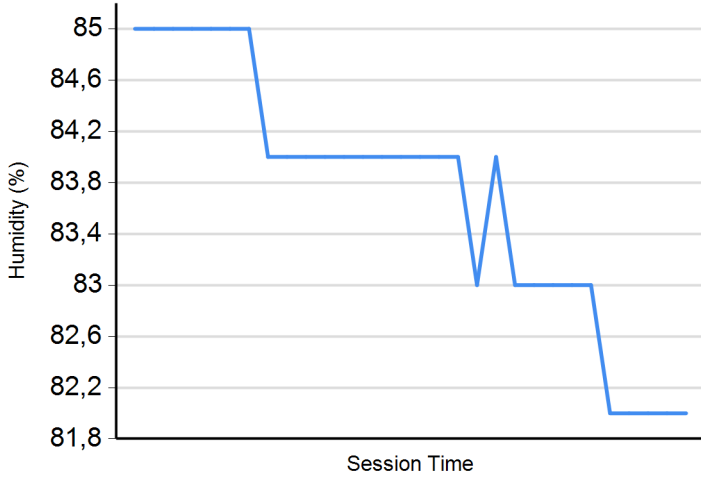
**Air Temperature**



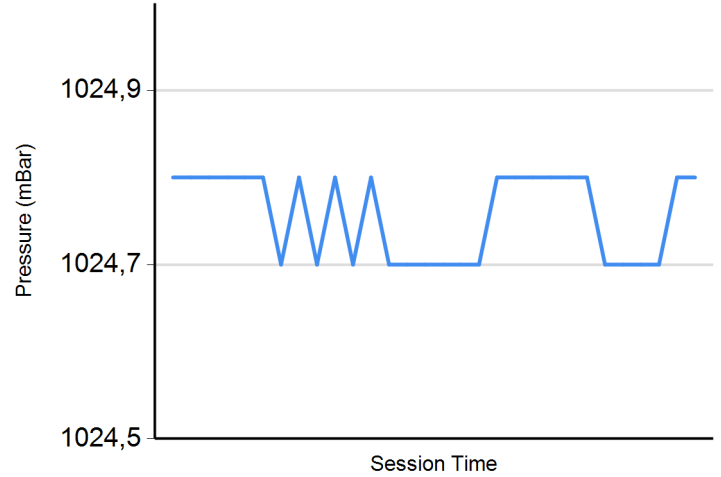
**Track Temperature**



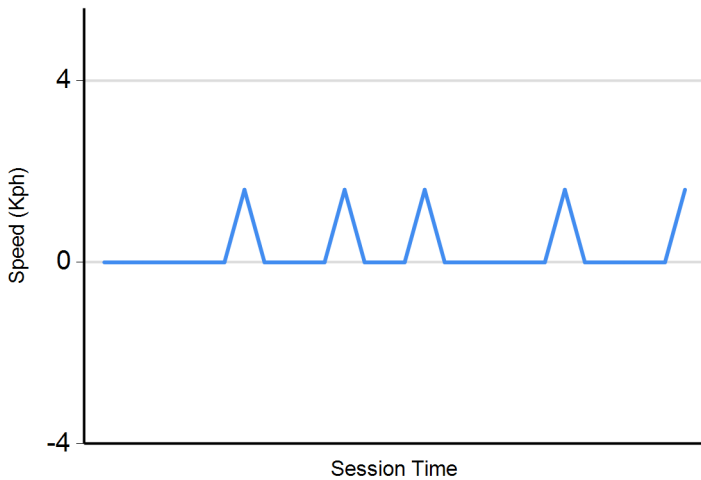
**Humidity**



**Pressure**



**Wind Speed**



**Wind direction**

North = 0°/360° Est = 90° South = 180° West = 270°

