

**Circuito de Barcelona**  
**International GT Open**  
**Free Practice - 2**  
**Provisional Results**



Cls	Nº	Entrant/Team	Nat	Driver 1	Nat	Driver 2	Nat	Vehicle	Cat	Cls	Laps	Best	Time	Gap	Interval	Km/h
1	34	TF Sport		Salih Yoluc		Charlie Eastwood		Aston Martin Vantage GT3	PRO	1	25	8	1:45.314			159.1
2	59	Teo Martín Motorsport		Miguel Ramos		Henrique Chaves		McLaren 720 S GT3	PRO	2	24	8	1:45.529	0.215	0.215	158.7
3	48	AF Corse / APM Monaco		Stephane Ortelli		Angelo Negro		Ferrari 488 GT3	PROAM	1	27	23	1:45.665	0.351	0.136	158.5
4	88	JP Motorsport		Patryk Krupinski		Christian Klien		Mercedes AMG GT3 - 2016	PROAM	2	22	10	1:45.776	0.462	0.111	158.4
5	16	Teo Martín Motorsport		Marcelo Hahn		Allam Khodair		McLaren 720 S GT3	PROAM	3	23	9	1:45.825	0.511	0.049	158.3
6	61	AKKA ASP		Mauro Ricci		Jerome Policand		Mercedes AMG GT3 - 2020	AM	1	20	5	1:45.885	0.571	0.060	158.2
7	17	AF Corse / APM Monaco		Louis Prette		Vincent Abril		Ferrari 488 GT3	PRO	3	26	12	1:45.953	0.639	0.068	158.1
8	33	RENO Racing		Jens Reno Moller		Reece Barr		Honda NSX GT3 Evo	PROAM	4	26	5	1:46.089	0.775	0.136	157.9
9	7	Optimum Motorsport		Brendan Iribe		Ollie Millroy		McLaren 720 S GT3	PROAM	5	27	12	1:46.221	0.907	0.132	157.7
10	26	Team Lazarus		Fabrizio Crestani		Yannick Mettler		Bentley Continental GT3	PRO	4	23	8	1:46.688	1.374	0.467	157.0
11	72	Optimum Motorsport		Nick Moss		Joe Osborne		McLaren 720 S GT3	PROAM	6	20	11	1:47.837	2.523	1.149	155.4
12	4	Boutsen Ginion		Claude-Yves Gosselin		Marc Rostan		Lamborghini Huracan GT3 EVO	AM	2	22	9	1:49.074	3.760	1.237	153.6

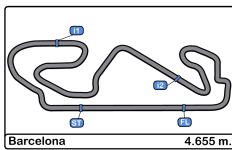
CAR 48 TIME 1:49.318 DELETED TRACK LIMITS AT T 9  
 CAR 7 TIME 1:46.771 DELETED TRACK LIMITS AT T 15  
 CAR 61 TIME 1:50.414 DELETED TRACK LIMITS AT T 15  
 CAR 26 TIME 1:46.925 DELETED TRACK LIMITS AT T 9  
 CAR 17 TIME 1:46.656 DELETED TRACK LIMITS AT T 15  
 CAR 7 TIME 1:49.597 DELETED TRACK LIMITS AT T 9  
 CAR 33 TIME 1:46.337 DELETED TRACK LIMITS AT T 9  
 CAR 59 TIME 1:47.454 DELETED TRACK LIMITS AT T 9  
 CAR 26 TIME 1:47.413 DELETED TRACK LIMITS AT T 9  
 CAR 51 TIME 1:53.729 DELETED TRACK LIMITS AT T 9  
 CAR 10 TIME 1:53.456 DELETED TRACK LIMITS AT T 15  
 CAR 51 TIME 1:52.618 DELETED TRACK LIMITS AT T 15  
 CAR 26 TIME 1:48.986 DELETED TRACK LIMITS AT T 9

Published at:.....

Track Temp: 30.6 °C Air Temp: 20.8 °C Humidity: 58 % Track Status: DRY

Stewards:	Race Director:	Timekeeper:
-----------	----------------	-------------






**Circuito de Barcelona**  
**International GT Open**  
**Free Practice - 2**  
**Provisional Results by Class**



Cls	Nº	Entrant/Team	Nat	Driver 1	Nat	Driver 2	Nat	Vehicle	Cat	Cls	Laps	Best	Time	Gap	Interval	Km/h
<b>PRO</b>																
1	34	TF Sport	GBR	Salih Yoluc	TUR	Charlie Eastwood	IRL	Aston Martin Vantage GT3	PRO	1	25	8	1:45.314			159.1
2	59	Teo Martín Motorsport	ESP	Miguel Ramos	PRT	Henrique Chaves	PRT	McLaren 720 S GT3	PRO	2	24	8	1:45.529	0.215	0.215	158.7
3	17	AF Corse / APM Monaco	ITA	Louis Prette	MCO	Vincent Abril	MCO	Ferrari 488 GT3	PRO	3	26	12	1:45.953	0.639	0.424	158.1
4	26	Team Lazarus	ITA	Fabrizio Crestani	ITA	Yannick Mettler	CHE	Bentley Continental GT3	PRO	4	23	8	1:46.688	1.374	0.735	157.0
<b>PROAM</b>																
1	48	AF Corse / APM Monaco	ITA	Stéphane Ortelli	MCO	Angelo Negro	ITA	Ferrari 488 GT3	PROAM	1	27	23	1:45.665			158.5
2	88	JP Motorsport	POL	Patryk Krupinski	POL	Christian Klien	AUT	Mercedes AMG GT3 - 2016	PROAM	2	22	10	1:45.776	0.111	0.111	158.4
3	16	Teo Martín Motorsport	ESP	Marcelo Hahn	BRA	Allam Khodair	BRA	McLaren 720 S GT3	PROAM	3	23	9	1:45.825	0.160	0.049	158.3
4	33	RENO Racing	DNK	Jens Reno Moller	DNK	Reece Barr	IRL	Honda NSX GT3 Evo	PROAM	4	26	5	1:46.089	0.424	0.264	157.9
5	7	Optimum Motorsport	GBR	Brendan Iribe	USA	Ollie Millroy	GBR	McLaren 720 S GT3	PROAM	5	27	12	1:46.221	0.556	0.132	157.7
6	72	Optimum Motorsport	GBR	Nick Moss	GBR	Joe Osborne	GBR	McLaren 720 S GT3	PROAM	6	20	11	1:47.837	2.172	1.616	155.4
<b>AM</b>																
1	61	AKKA ASP	FRA	Mauro Ricci	ITA	Jerome Policand	FRA	Mercedes AMG GT3 - 2020	AM	1	20	5	1:45.885			158.2
2	4	Boutsen Ginion	BEL	Claude-Yves Gosselin	FRA	Marc Rostan	FRA	Lamborghini Huracan GT3 EVO	AM	2	22	9	1:49.074	3.189	3.189	153.6

Published at:.....

Track Temp: 30.6 °C    Air Temp: 20.8 °C    Humidity: 58 %    Track Status: DRY

<b>Stewards:</b>	<b>Race Director:</b>	<b>Timekeeper:</b> 
------------------	-----------------------	--





**Circuit de Barcelona**  
**International GT Open**  
**Free Practice - 2**  
**Lap Analysis**



**4** 1 Claude-Yves Gosselin Lamborghini Huracan GT3 EVO

**16** 1 Marcelo Hahn McLaren 720 S GT3

AM 2 Marc Rostan Boutsen Ginion

PROAM 2 Allam Khodair Teo Martín Motorsport

Lap D	Time	Sector 1	Sector 2	Sector 3	T. Spd	Elapsed
1	12:03:10.397	12:01:35.517	52.600	42.280	110.7	12:03:10.397
2	1:59.248	34.828	46.259	38.161	201.8	12:05:09.645
3	2:06.250 P	32.767	43.395	50.088	255.9	12:07:15.895
4	8:15.164 P	6:45.753	43.801	45.610	185.2	12:15:31.059
5	3:02.123	1:42.067	42.738	37.318	187.5	12:18:33.182
6	1:50.152	31.625	41.723	36.804	255.3	12:20:23.334
7	1:49.221	31.416	41.670	36.135	257.7	12:22:12.555
8	1:49.148	31.324	41.646	36.178	258.3	12:24:01.703
9	1:49.074	31.239	41.429	36.406	257.1	12:25:50.777
10	2:14.501 P	31.203	41.519	1:01.779	257.1	12:28:05.278
11	5:31.403	4:10.283	43.938	37.182	170.6	12:33:36.681
12	1:53.494	33.006	43.671	36.817	257.1	12:35:30.175
13	1:51.692	31.773	42.784	37.135	256.5	12:37:21.867
14	1:51.504	31.373	43.114	37.017	257.7	12:39:13.371
15	1:51.593	31.821	42.555	37.217	255.9	12:41:04.964
16	2:06.359 P	32.042	42.753	51.564	254.1	12:43:11.323
17	10:06.048	8:44.907	42.465	38.676	182.1	12:53:17.371
18	1:52.527	33.040	42.818	36.669	254.7	12:55:09.898
19	1:51.085	31.577	42.446	37.062	255.3	12:57:00.983
20	1:52.193	31.957	43.365	36.871	258.9	12:58:53.176
21	1:50.863	31.610	42.263	36.990	256.5	13:00:44.039
22	2:04.487 P	32.922	44.302	47.263	255.9	13:02:48.526

**7** 1 Brendan Iribe McLaren 720 S GT3

**23** 2:05.743 P 31.010 41.506 53.227 267.9 13:02:33.682

PROAM 2 Ollie Millroy Optimum Motorsport

**17** 1 Louis Prette Ferrari 488 GT3

PRO 2 Vincent Abril AF Corse / APM Monaco

Lap D	Time	Sector 1	Sector 2	Sector 3	T. Spd	Elapsed
1	12:01:16.701	11:59:57.208	42.491	37.002	189.8	12:01:16.701
2	1:52.487	31.970	42.359	38.158	262.1	12:03:09.188
3	1:49.758	31.081	42.330	36.347	257.7	12:04:58.946
4	1:48.818	31.202	41.726	35.890	264.0	12:06:47.764
5	1:49.219	30.965	41.657	36.597	263.4	12:08:36.983
6	1:49.597	31.270	41.906	36.421	264.7	12:10:26.580
7	1:48.861	30.979	41.415	36.467	264.7	12:12:15.441
8	1:55.260 P	31.614	42.176	41.470	262.1	12:14:10.701
9	2:56.733	1:39.613	41.360	35.760	197.4	12:17:07.434
10	1:47.410	30.735	41.063	35.612	264.7	12:18:54.844
11	1:47.267	30.554	40.941	35.772	266.0	12:20:42.111
12	1:46.221	30.405	40.694	35.122	266.0	12:22:28.332
13	1:46.744	30.404	40.896	35.411	267.3	12:24:15.043
14	1:51.597 P	31.365	41.216	39.016	266.6	12:26:06.640
15	4:57.313	3:39.070	41.857	36.386	191.1	12:31:03.953
16	1:49.136	31.377	41.513	36.246	264.0	12:32:53.089
17	1:48.844	30.822	41.620	36.402	264.7	12:34:41.933
18	1:48.306	30.768	41.406	36.132	264.7	12:36:30.239
19	1:49.316	30.650	41.893	36.773	264.0	12:38:19.555
20	1:53.854	31.822	43.737	38.295	265.3	12:40:13.409
21	1:49.914	32.124	41.716	36.074	254.7	12:42:03.323
22	2:19.831 P	30.926	46.851	1:02.054	265.3	12:44:23.154
23	8:59.224	7:38.241	43.539	37.444	173.6	12:53:22.378
24	1:54.070	33.937	43.244	36.889	236.3	12:55:16.448
25	1:49.717	31.548	42.152	36.017	260.2	12:57:06.165
26	1:48.769	30.944	41.464	36.361	262.1	12:58:54.934
27	1:58.042 P	30.597	44.175	43.270	264.0	13:00:52.976

Lap D	Time	Sector 1	Sector 2	Sector 3	T. Spd	Elapsed
1	12:02:23.813	12:00:43.469	56.373	43.971	139.5	12:02:23.813
2	2:12.340	40.159	50.292	41.889	196.0	12:04:36.153
3	2:13.401 P	34.707	49.687	49.007	207.6	12:06:49.554
4	3:22.142	2:02.429	42.335	37.378	191.4	12:10:11.696
5	1:46.951	30.632	41.070	35.249	258.9	12:11:58.647
6	1:46.656	30.363	40.865	35.428	260.2	12:13:45.303
7	1:46.406	30.504	40.711	35.191	260.8	12:15:31.709
8	1:51.365 P	31.085	41.545	38.735	260.8	12:17:23.074
9	3:17.761	2:00.052	42.245	35.464	191.8	12:20:40.835
10	1:46.112	30.356	40.701	35.055	262.1	12:22:26.947
11	1:46.122	30.202	40.439	35.481	261.5	12:24:13.069
12	1:45.953	30.213	40.603	35.137	262.1	12:25:59.022
13	1:55.003	30.659	42.570	41.774	261.5	12:27:54.025
14	1:50.728 P	30.246	40.624	39.858	262.7	12:29:44.753
15	4:28.654	3:11.520	41.523	35.611	188.4	12:34:13.407
16	1:47.102	30.692	41.071	35.339	260.8	12:36:00.509
17	1:48.578	30.610	42.564	35.404	261.5	12:37:49.087
18	1:46.516	30.412	40.899	35.205	261.5	12:39:35.603
19	1:46.447	30.490	40.749	35.208	262.7	12:41:22.050
20	1:57.509 P	30.412	40.807	46.290	262.7	12:43:19.559
21	9:38.770	8:21.569	41.399	35.802	189.1	12:52:58.329
22	1:47.119	30.561	41.059	35.499	261.5	12:54:45.448
23	1:46.649	30.560	40.827	35.262	260.8	12:56:32.097
24	1:46.559	30.421	40.898	35.240	261.5	12:58:18.656
25	1:46.200	30.332	40.805	35.063	261.5	13:00:04.856
26	1:55.131 P	31.945	42.189	40.997	262.1	13:01:59.987





**Circuit de Barcelona**  
**International GT Open**  
**Free Practice - 2**  
**Lap Analysis**



**26**

1 Fabrizio Crestani Bentley Continental GT3  
 2 Yannick Mettler Team Lazarus

**34**

1 Salih Yoluc Aston Martin Vantage GT3  
 2 Charlie Eastwood TF Sport

Lap	D	Time	Sector 1	Sector 2	Sector 3	T. Spd	Elapsed	Lap	D	Time	Sector 1	Sector 2	Sector 3	T. Spd	Elapsed
1		12:01:12.120	11:59:54.030	41.991	36.099	158.1	12:01:12.120	1		12:01:42.095	12:00:23.656	42.132	36.307	190.8	12:01:42.095
2		1:48.257	30.625	41.710	35.922	266.0	12:03:00.377	2		1:49.025	30.320	40.842	37.863	265.3	12:03:31.120
3		<del>1:47.413</del>	30.716	41.029	35.668	268.6	12:04:47.790	3		1:45.533	30.153	40.378	35.002	265.3	12:05:16.653
4		1:55.409 P	30.445	43.968	40.996	270.6	12:06:43.199	4		2:00.183 P	30.120	40.667	49.396	267.3	12:07:16.836
5		5:50.217	4:32.234	41.979	36.004	190.8	12:12:33.416	5		7:27.908	6:10.487	41.665	35.756	190.8	12:14:44.744
6		<del>1:46.925</del>	30.174	40.832	35.919	270.0	12:14:20.341	6		1:45.619	30.190	40.312	35.117	264.0	12:16:30.363
7		1:46.887	30.319	41.032	35.536	269.3	12:16:07.228	7		1:46.563	30.021	40.484	36.058	266.0	12:18:16.926
8		1:46.688	30.200	40.954	35.534	271.3	12:17:53.916	8		1:45.314	30.042	40.278	34.994	266.0	12:20:02.240
9		1:53.377 P	31.953	41.583	39.841	250.5	12:19:47.293	9		1:50.796 P	30.169	41.635	38.992	267.3	12:21:53.036
10		6:15.561	4:58.472	41.275	35.814	193.8	12:26:02.854	10		3:19.027	2:01.294	41.660	36.073	179.7	12:25:12.063
11		1:48.275	30.217	41.222	36.836	270.6	12:27:51.129	11		1:54.435	30.643	46.730	37.062	263.4	12:27:06.498
12		1:47.405	30.345	41.480	35.580	269.3	12:29:38.534	12		1:48.372	30.798	41.528	36.046	264.7	12:28:54.870
13		1:55.975 P	30.401	45.005	40.569	269.3	12:31:34.509	13		1:51.532	30.614	41.584	39.334	264.7	12:30:46.402
14		4:58.257	3:40.116	41.908	36.233	193.5	12:36:32.766	14		1:47.392	30.782	40.915	35.695	264.0	12:32:33.794
15		1:48.467	30.831	41.355	36.281	270.0	12:38:21.233	15		1:48.260	30.483	41.539	36.238	265.3	12:34:22.054
16		1:49.699	30.580	42.857	36.262	271.3	12:40:10.932	16		1:52.977 P	30.660	41.069	41.248	265.3	12:36:15.031
17		1:47.583	30.693	41.087	35.803	270.6	12:41:58.515	17		3:11.472	1:53.015	41.499	36.958	196.3	12:39:26.503
18		2:13.838 P	31.447	45.583	56.808	270.6	12:44:12.353	18		1:48.033	30.839	41.219	35.975	263.4	12:41:14.536
19		9:13.073	7:54.376	42.514	36.183	192.8	12:53:25.426	19		1:58.364 P	30.715	42.166	45.483	263.4	12:43:12.900
20		<del>1:48.986</del>	30.736	41.912	36.338	270.0	12:55:14.412	20		10:03.423	8:41.256	42.487	39.680	192.8	12:53:16.323
21		1:47.873	30.677	41.175	36.021	269.3	12:57:02.285	21		1:49.791	30.749	42.354	36.688	262.7	12:55:06.114
22		1:48.261	30.967	41.469	35.825	272.7	12:58:50.546	22		1:48.675	30.855	41.427	36.393	263.4	12:56:54.789
23		1:52.872 P	30.458	40.993	41.421	270.6	13:00:43.418	23		1:48.328	31.039	41.294	35.995	264.7	12:58:43.117

**33**

1 Jens Reno Moller Honda NSX GT3 Evo  
 2 Reece Barr RENO Racing

24  
 25

Lap	D	Time	Sector 1	Sector 2	Sector 3	T. Spd	Elapsed
1		12:02:01.298	12:00:43.618	41.663	36.017	188.1	12:02:01.298
2		1:47.358	31.153	40.927	35.278	264.0	12:03:48.656
3		1:46.906	30.287	41.727	34.892	265.3	12:05:35.562
4		<del>1:46.337</del>	30.294	41.035	35.008	266.6	12:07:21.899
5		1:46.089	30.170	40.750	35.169	264.7	12:09:07.988
6		1:50.338 P	30.776	40.836	38.726	266.6	12:10:58.326
7		3:12.170	1:54.589	41.790	35.791	189.4	12:14:10.496
8		1:48.118	30.662	41.810	35.646	262.7	12:15:58.614
9		1:47.667	30.582	41.223	35.862	263.4	12:17:46.281
10		1:47.787	30.702	41.503	35.582	263.4	12:19:34.068
11		1:52.900 P	30.591	41.417	40.892	263.4	12:21:26.968
12		4:43.863	3:25.641	42.161	36.061	193.5	12:26:10.831
13		1:47.772	30.564	41.263	35.945	263.4	12:27:58.603
14		1:48.528	30.510	41.806	36.212	263.4	12:29:47.131
15		1:48.271	30.650	41.381	36.240	262.7	12:31:35.402
16		1:52.815 P	31.099	41.457	40.259	261.5	12:33:28.217
17		3:14.381	1:57.497	41.459	35.425	164.6	12:36:42.598
18		1:46.839	30.517	40.914	35.408	264.7	12:38:29.437
19		1:47.223	30.467	41.411	35.345	265.3	12:40:16.660
20		1:51.012 P	30.571	41.330	39.111	266.0	12:42:07.672
21		11:01.595	9:41.520	42.238	37.837	193.2	12:53:09.267
22		1:48.246	30.621	41.876	35.749	267.3	12:54:57.513
23		1:47.495	30.789	41.224	35.482	265.3	12:56:45.008
24		1:46.571	30.296	40.935	35.340	265.3	12:58:31.579
25		1:46.411	30.264	40.655	35.492	264.7	13:00:17.990
26		1:50.927 P	30.483	41.412	39.032	266.6	13:02:08.917





**Circuit de Barcelona**  
**International GT Open**  
**Free Practice - 2**  
**Lap Analysis**



**48**

1 Stephane Ortelli Ferrari 488 GT3

**61**

1 Mauro Ricci Mercedes AMG GT3 - 2020

PROAM 2 Angelo Negro AF Corse / APM Monaco

AM 2 Jerome Policand AKKA ASP

Lap D	Time	Sector 1	Sector 2	Sector 3	T. Spd	Elapsed
1	12:02:53.441	12:01:31.390	42.977	39.074	116.1	12:02:53.441
2	1:49.784	31.535	41.745	36.504	254.7	12:04:43.225
3	1:50.415	31.709	42.084	36.622	258.3	12:06:33.640
4	1:49.176	31.327	41.454	36.395	257.7	12:08:22.816
5	1:49.605	31.412	41.959	36.234	260.2	12:10:12.421
6	1:48.678	31.063	41.538	36.077	261.5	12:12:01.099
7	1:49.240	31.076	41.897	36.267	260.8	12:13:50.339
8	1:49.328	31.255	41.905	36.168	260.2	12:15:39.667
9	1:49.214	30.820	41.774	36.620	260.8	12:17:28.881
10	1:48.783	31.138	41.868	35.777	261.5	12:19:17.664
11	1:49.164	31.229	41.724	36.211	260.2	12:21:06.828
12	1:49.517	31.659	41.535	36.323	259.6	12:22:56.345
13	1:49.661	31.205	41.770	36.686	260.8	12:24:46.006
14	<del>1:49.318</del>	31.193	41.597	36.528	260.8	12:26:35.324
15	1:54.971 P	31.057	41.630	42.284	258.9	12:28:30.295
16	3:18.586	1:58.052	41.924	38.610	187.1	12:31:48.881
17	1:48.485	31.031	41.549	35.905	262.1	12:33:37.366
18	1:49.396	32.087	41.328	35.981	264.7	12:35:26.762
19	1:46.878	30.487	41.103	35.288	262.7	12:37:13.640
20	1:46.567	30.494	40.909	35.164	262.7	12:39:00.207
21	1:51.107 P	30.583	40.732	39.792	263.4	12:40:51.314
22	12:16.105	10:56.313	42.728	37.064	195.6	12:53:07.419
23	1:45.665	30.507	40.150	35.008	264.7	12:54:53.084
24	1:45.740	30.021	40.680	35.039	265.3	12:56:38.824
25	1:46.106	30.246	40.728	35.132	266.0	12:58:24.930
26	1:52.129	30.517	41.567	40.045	264.7	13:00:17.059
27	1:50.570 P	30.330	41.410	38.830	264.7	13:02:07.629

**59**

1 Miguel Ramos McLaren 720 S GT3

PRO 2 Henrique Chaves Teo Martin Motorsport

Lap D	Time	Sector 1	Sector 2	Sector 3	T. Spd	Elapsed
1	12:02:14.742	12:00:53.500	43.912	37.330	193.2	12:02:14.742
2	1:49.394	31.554	41.786	36.054	252.3	12:04:04.136
3	<del>1:47.454</del>	30.845	41.044	35.565	266.0	12:05:51.590
4	1:45.934	30.237	40.607	35.090	266.6	12:07:37.524
5	2:04.273 P	34.305	45.671	44.297	206.1	12:09:41.797
6	3:10.300	1:53.580	41.120	35.600	196.3	12:12:52.097
7	1:45.965	30.292	40.647	35.026	265.3	12:14:38.062
8	1:45.529	30.053	40.393	35.083	267.3	12:16:23.591
9	1:47.225	31.463	40.640	35.122	269.3	12:18:10.816
10	1:45.788	30.188	40.335	35.265	267.9	12:19:56.604
11	1:46.080	30.184	40.476	35.420	267.9	12:21:42.684
12	1:59.259 P	31.514	45.057	42.688	244.3	12:23:41.943
13	6:08.309	4:45.229	45.375	37.705	168.7	12:29:50.252
14	1:52.395	31.780	42.375	38.240	257.7	12:31:42.647
15	1:50.929	31.181	42.073	37.675	264.0	12:33:33.576
16	1:48.904	31.393	41.541	35.970	266.6	12:35:22.480
17	2:03.145 P	32.002	43.787	47.356	234.7	12:37:25.625
18	6:54.108 P	5:06.036	47.484	1:00.588	141.1	12:44:19.733
19	8:36.841	7:18.481	41.871	36.489	188.4	12:52:56.574
20	1:51.219	30.801	43.518	36.900	262.7	12:54:47.793
21	1:47.923	30.608	41.306	36.009	264.7	12:56:35.716
22	1:48.173	30.871	41.386	35.916	266.0	12:58:23.889
23	1:47.333	30.584	41.055	35.694	266.6	13:00:11.222
24	2:20.402 P	35.680	51.514	53.208	201.4	13:02:31.624

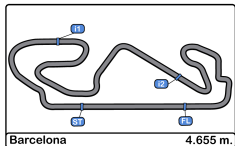
**72**

1 Nick Moss McLaren 720 S GT3

PROAM 2 Joe Osborne Optimum Motorsport

Lap D	Time	Sector 1	Sector 2	Sector 3	T. Spd	Elapsed
1	12:01:36.352	12:00:15.689	43.465	37.198	140.8	12:01:36.352
2	1:49.206	31.514	41.709	35.983	263.4	12:03:25.558
3	1:48.525	31.148	41.539	35.838	264.0	12:05:14.083
4	1:49.523	31.000	41.677	36.846	266.0	12:07:03.606
5	1:47.913	30.732	41.180	36.001	265.3	12:08:51.519
6	1:48.305	30.954	41.361	35.990	265.3	12:10:39.824
7	1:53.715 P	31.185	42.183	40.347	266.6	12:12:33.539
8	11:12.537	9:52.932	42.593	37.012	175.6	12:23:46.076
9	1:48.500	31.192	41.359	35.949	262.1	12:25:34.576
10	1:47.949	30.849	41.270	35.830	263.4	12:27:22.525
11	1:47.837	30.701	41.059	36.077	264.7	12:29:10.362
12	1:49.162	30.947	41.597	36.618	264.7	12:30:59.524
13	1:48.782	31.148	41.478	36.156	264.7	12:32:48.306
14	1:53.637 P	30.881	41.461	41.295	266.0	12:34:41.943
15	18:28.523	17:09.338	41.965	37.220	194.2	12:53:10.466
16	1:48.716	30.934	41.499	36.283	264.0	12:54:59.182
17	1:48.725	30.618	41.942	36.165	265.3	12:56:47.907
18	1:48.774	30.760	41.681	36.333	265.3	12:58:36.681
19	1:48.236	31.172	41.141	35.923	264.7	13:00:24.917
20	2:10.989 P	30.982	43.641	56.366	264.7	13:02:35.906





**Circuit de Barcelona**  
**International GT Open**  
**Free Practice - 2**  
**Lap Analysis**

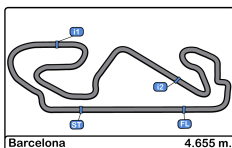


**88**      1 Patryk Krupinski      Mercedes AMG GT3 - 2016  
 PROAM      2 Christian Klien      JP Motorsport

Lap	D	Time	Sector 1	Sector 2	Sector 3	T. Spd	Elapsed
1		12:01:29.307	12:00:07.538	43.924	37.845	170.6	12:01:29.307
2		1:47.085	30.659	40.890	35.536	260.2	12:03:16.392
3		1:50.272	30.379	41.562	38.331	262.1	12:05:06.664
4		1:46.324	30.535	40.627	35.162	262.1	12:06:52.988
5		1:46.151	30.326	40.621	35.204	263.4	12:08:39.139
6		1:51.527 P	30.230	41.362	39.935	264.0	12:10:30.666
7		4:04.614	2:45.689	43.411	35.514	193.5	12:14:35.280
8		1:47.263	30.171	40.773	36.319	262.7	12:16:22.543
9		1:45.896	30.319	40.497	35.080	261.5	12:18:08.439
10		1:45.776	30.101	40.506	35.169	264.0	12:19:54.215
11		1:51.885 P	30.662	41.331	39.892	263.4	12:21:46.100
12		3:27.279	2:09.113	41.779	36.387	197.0	12:25:13.379
13		1:48.809	30.939	41.691	36.179	263.4	12:27:02.188
14		1:48.716	30.862	41.351	36.503	262.1	12:28:50.904
15		1:48.610	31.012	41.113	36.485	260.2	12:30:39.514
16		1:47.999	30.837	41.128	36.034	262.7	12:32:27.513
17		1:49.341	31.174	42.054	36.113	263.4	12:34:16.854
18		1:48.075	30.763	41.306	36.006	263.4	12:36:04.929
19		1:53.726 P	30.837	41.360	41.529	264.0	12:37:58.655
20		15:07.695 P	13:44.612	41.775	41.308	194.5	12:53:06.350
21		2:56.063 P	1:35.053	41.269	39.741	194.2	12:56:02.413
22		2:59.396 P	1:35.885	41.495	42.016	173.3	12:59:01.809





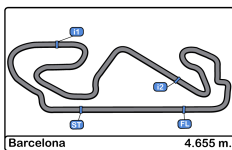


**Circuito de Barcelona**  
**International GT Open**  
**Free Practice - 2**  
**Best Sectors Results**



Sector - 1				Sector - 2				Sector - 3				Ideal Lap vs Best Lap				
Clas	Nº	Driver	Time	Nº	Driver	Time	Nº	Driver	Time	Clas	Nº	Driver	Ideal Lap	Best Lap	Clas	
1	48	Ortelli - Negro	30.021	48	Ortelli - Negro	40.150	33	Moller - Barr	34.892	1	48	Ortelli - Negro	1:45.179	1:45.665	3	
2	34	Yoluc - Eastwood	30.021	34	Yoluc - Eastwood	40.278	16	Hahn - Khodair	34.920	2	34	Yoluc - Eastwood	1:45.293	1:45.314	1	
3	59	Ramos - Chaves	30.053	59	Ramos - Chaves	40.335	34	Yoluc - Eastwood	34.994	3	59	Ramos - Chaves	1:45.414	1:45.529	2	
4	88	Krupinski - Klien	30.101	17	Prette - Abril	40.439	48	Ortelli - Negro	35.008	4	16	Hahn - Khodair	1:45.605	1:45.825	5	
5	16	Hahn - Khodair	30.120	61	Ricci - Policand	40.453	59	Ramos - Chaves	35.026	5	88	Krupinski - Klien	1:45.678	1:45.776	4	
6	33	Moller - Barr	30.170	88	Krupinski - Klien	40.497	61	Ricci - Policand	35.033	6	17	Prette - Abril	1:45.696	1:45.953	7	
7	26	Crestani - Mettler	30.174	16	Hahn - Khodair	40.565	17	Prette - Abril	35.055	7	33	Moller - Barr	1:45.717	1:46.089	8	
8	17	Prette - Abril	30.202	33	Moller - Barr	40.655	88	Krupinski - Klien	35.080	8	61	Ricci - Policand	1:45.777	1:45.885	6	
9	61	Ricci - Policand	30.291	7	Iribe - Millroy	40.694	7	Iribe - Millroy	35.122	9	7	Iribe - Millroy	1:46.220	1:46.221	9	
10	7	Iribe - Millroy	30.404	26	Crestani - Mettler	40.832	26	Crestani - Mettler	35.534	10	26	Crestani - Mettler	1:46.540	1:46.688	10	
11	72	Moss - Osborne	30.618	72	Moss - Osborne	41.059	72	Moss - Osborne	35.830	11	72	Moss - Osborne	1:47.507	1:47.837	11	
12	4	Gosselin - Rostan	31.203	4	Gosselin - Rostan	41.429	4	Gosselin - Rostan	36.135	12	4	Gosselin - Rostan	1:48.767	1:49.074	12	





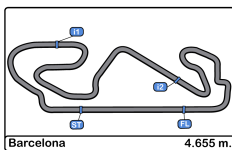
**Circuito de Barcelona**  
**International GT Open**  
**Free Practice - 2**  
**Best 5 Lap Times**



Cl	Nº	Entrant/Team	Nat	Driver 1	Nat	Status	Driver 2	Nat	Status	Vehicle	Cat	Cl	Best 1		Best 2		Best 3		Best 4		Best 5	
													Time	Lap	Time	Lap	Time	Lap	Time	Lap	Time	Lap
1	34	TF Sport	GBR	Salih Yoluc	TUR		Charlie Eastwood	BEL		Aston Martin Vantage GT3	PRO	1	1:45.314	8	1:45.533	3	1:45.619	6	1:46.563	7	1:47.392	14
2	59	Teo Martín Motorsport	ESP	Miguel Ramos	PRT		Henrique Chaves	PRT		McLaren 720 S GT3	PRO	2	1:45.529	8	1:45.788	10	1:45.934	4	1:45.965	7	1:46.080	11
3	48	AF Corse / APM Monaco	ITA	Stephane Ortelli	MCO		Angelo Negro	ITA		Ferrari 488 GT3	PROAM	1	1:45.665	23	1:45.740	24	1:46.106	25	1:46.567	20	1:46.878	19
4	88	JP Motorsport	POL	Patryk Krupinski	POL		Christian Kliken	AUT		Mercedes AMG GT3 - 2016	PROAM	2	1:45.776	10	1:45.896	9	1:46.151	5	1:46.324	4	1:47.085	2
5	16	Teo Martín Motorsport	ESP	Marcelo Hahn	BRA		Allam Khodair	BRA		McLaren 720 S GT3	PROAM	3	1:45.825	9	1:45.941	10	1:46.236	7	1:48.013	13	1:48.658	19
6	61	AKKA ASP	FRA	Mauro Ricci	ITA		Jerome Policand	FRA		Mercedes AMG GT3 - 2020	AM	1	1:45.885	5	1:46.125	4	1:47.030	19	1:47.433	2	1:47.594	3
7	17	AF Corse / APM Monaco	ITA	Louis Prette	MCO		Vincent Abril	MCO		Ferrari 488 GT3	PRO	3	1:45.953	12	1:46.112	10	1:46.122	11	1:46.200	25	1:46.406	7
8	33	RENO Racing	DNK	Jens Reno Moller	DNK		Reece Barr	IRE		Honda NSX GT3 Evo	PROAM	4	1:46.089	5	1:46.411	25	1:46.571	24	1:46.839	18	1:46.906	3
9	7	Optimum Motorsport	GBR	Brendan Iribe	USA		Ollie Millroy	GBR		McLaren 720 S GT3	PROAM	5	1:46.221	12	1:47.267	11	1:47.410	10	1:48.306	18	1:48.769	26
10	26	Team Lazarus	ITA	Fabrizio Crestani	ITA		Yannick Mettler	CHE		Bentley Continental GT3	PRO	4	1:46.688	8	1:46.887	7	1:47.405	12	1:47.583	17	1:47.873	21
11	72	Optimum Motorsport	GBR	Nick Moss	GBR		Joe Osborne	GBR		McLaren 720 S GT3	PROAM	6	1:47.837	11	1:47.913	5	1:47.949	10	1:48.236	19	1:48.305	6
12	4	Boutsen Ginion	BEL	Claude-Yves Gosselin	FRA		Marc Rostan	FRA		Lamborghini Huracan GT3 EVO	AM	2	1:49.074	9	1:49.148	8	1:49.221	7	1:50.152	6	1:50.863	21





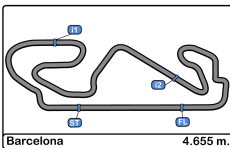


**Circuito de Barcelona**  
**International GT Open**  
**Free Practice - 2**  
**Best 5 Top Speeds**



Cl	Nº	Entrant/Team	Nat	Driver 1	Nat	Driver 2	Nat	Vehicle	Cat	Cl	Top 1		Top 2		Top 3		Top 4		Top 5		
											Km/h	Lap	Km/h	Lap	Km/h	Lap	Km/h	Lap	Km/h	Lap	Km/h
1	26	Team Lazarus	ITA	Fabrizio Crestani	ITA	Yannick Mettler	CHE	Bentley Continental GT3	PRO	1	272.7	22	271.3	8	271.3	16	270.6	4	270.6	11	271.3
2	59	Teo Martín Motorsport	ESP	Miguel Ramos	PRT	Henrique Chaves	PRT	McLaren 720 S GT3	PRO	2	269.3	9	267.9	10	267.9	11	267.3	8	266.6	4	267.8
3	16	Teo Martín Motorsport	ESP	Marcelo Hahn	BRA	Allam Khodair	BRA	McLaren 720 S GT3	PROAM	1	268.6	10	268.6	11	267.9	13	267.9	14	267.9	15	268.2
4	7	Optimum Motorsport	GBR	Brendan Iribe	USA	Ollie Millroy	GBR	McLaren 720 S GT3	PROAM	2	267.3	13	266.6	14	266.0	11	266.0	12	265.3	20	266.2
5	33	RENO Racing	DNK	Jens Reno Moller	DNK	Reece Barr	IRL	Honda NSX GT3 Evo	PROAM	3	267.3	22	266.6	4	266.6	6	266.6	26	266.0	20	266.6
6	34	TF Sport	GBR	Salih Yoluc	TUR	Charlie Eastwood	IRL	Aston Martin Vantage GT3	PRO	3	267.3	4	267.3	9	266.0	7	266.0	8	265.3	2	266.4
7	72	Optimum Motorsport	GBR	Nick Moss	GBR	Joe Osborne	GBR	McLaren 720 S GT3	PROAM	4	266.6	7	266.0	4	266.0	14	265.3	5	265.3	6	265.8
8	48	AF Corse / APM Monaco	ITA	Stephane Ortelli	MCO	Angelo Negro	ITA	Ferrari 488 GT3	PROAM	5	266.0	25	265.3	24	264.7	18	264.7	23	264.7	26	265.0
9	61	AKKA ASP	FRA	Mauro Ricci	ITA	Jerome Policand	FRA	Mercedes AMG GT3 - 2020	AM	1	264.7	10	263.4	9	262.1	13	261.5	3	261.5	5	262.6
10	88	JP Motorsport	POL	Patryk Krupinski	POL	Christian Klien	AUT	Mercedes AMG GT3 - 2016	PROAM	6	264.0	6	264.0	10	264.0	19	263.4	5	263.4	11	263.8
11	17	AF Corse / APM Monaco	ITA	Louis Prette	MCO	Vincent Abril	FRA	Ferrari 488 GT3	PRO	4	262.7	14	262.7	19	262.7	20	262.1	10	262.1	12	262.5
12	4	Boutsen Ginion	BEL	Claude-Yves Gosselin	FRA	Marc Rostan	FRA	Lamborghini Huracan GT3 EVO	AM	2	258.9	20	258.3	8	257.7	7	257.7	14	257.1	9	258.0



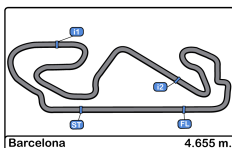


**Circuito de Barcelona**  
**International GT Open**  
**Free Practice - 2**  
**Fastest Laps Sequence**



Lap	Time of Day	Session Time	Nº	Entrant/Team	Nat	Driver 1	Nat	Driver 2	Nat	Vehicle	Cat	Time	Km/h
2	12:03:00.377	4:00.377	26	Team Lazarus		Fabrizio Crestani		Yannick Mettler		Bentley Continental GT3	PRO	1:48.257	154.7
2	12:03:16.392	4:16.392	88	JP Motorsport		Patryk Krupinski		Christian Klien		Mercedes AMG GT3 - 2016	PROAM	1:47.085	156.4
3	12:05:16.653	6:16.653	34	TF Sport		Salih Yoluc		Charlie Eastwood		Aston Martin Vantage GT3	PRO	1:45.533	158.7
8	12:16:23.591	17:23.591	59	Teo Martín Motorsport		Miguel Ramos		Henrique Chaves		McLaren 720 S GT3	PRO	1:45.529	158.7
8	12:20:02.240	21:02.240	34	TF Sport		Salih Yoluc		Charlie Eastwood		Aston Martin Vantage GT3	PRO	1:45.314	159.1





**Circuito de Barcelona**  
**International GT Open**  
**Free Practice - 2**  
**Event Best Maximum Speed**



Nº	Entrant/Team	Nat	Driver 1	Nat	Driver 2	Nat	Vehicle	Cat	Km/h	Session
26	Team Lazarus	ITA	Fabrizio Crestani	ITA	Yannick Mettler	CHE	Bentley Continental GT3	PRO	272.7	Free Practice - 2
59	Teo Martín Motorsport	ESP	Miguel Ramos	PRT	Henrique Chaves	PRT	McLaren 720 S GT3	PRO	269.3	Free Practice - 2
16	Teo Martín Motorsport	ESP	Marcelo Hahn	BRA	Allam Khodair	BRA	McLaren 720 S GT3	PROAM	268.6	Free Practice - 2
34	TF Sport	GBR	Salih Yoluc	TUR	Charlie Eastwood	IRL	Aston Martin Vantage GT3	PRO	267.9	Free Practice - 1
7	Optimum Motorsport	GBR	Brendan Iribe	USA	Ollie Millroy	GBR	McLaren 720 S GT3	PROAM	267.3	Free Practice - 2
33	RENO Racing	DNK	Jens Reno Moller	DNK	Reece Barr	IRL	Honda NSX GT3 Evo	PROAM	267.3	Free Practice - 2
72	Optimum Motorsport	GBR	Nick Moss	GBR	Joe Osborne	GBR	McLaren 720 S GT3	PROAM	266.6	Free Practice - 2
48	AF Corse / APM Monaco	ITA	Stephane Ortelli	MCO	Angelo Negro	ITA	Ferrari 488 GT3	PROAM	266.0	Free Practice - 2
61	AKKA ASP	FRA	Mauro Ricci	ITA	Jerome Policand	FRA	Mercedes AMG GT3 - 2020	AM	264.7	Free Practice - 2
88	JP Motorsport	POL	Patryk Krupinski	POL	Christian Klien	AUT	Mercedes AMG GT3 - 2016	PROAM	264.0	Free Practice - 2
17	AF Corse / APM Monaco	ITA	Louis Prette	MCO	Vincent Abril	MCO	Ferrari 488 GT3	PRO	262.7	Free Practice - 2
4	Boutsen Genion	BEL	Claude-Yves Gosselin	FRA	Marc Rostan	FRA	Lamborghini Huracan GT3 EVO	AM	259.6	Free Practice - 1





**Circuit de Barcelona**  
**International GT Open**  
**Free Practice - 2**  
**Pit Stop Analysis**



**4** Claude-Yves Gosselin AM Boutsen Ginion  
 Marc Rostan Lamborghini Huracan GT3 EVO

Nr.	In Day Time	In Time	Out Time	Pit Time	T. Pit Time	Handicap	Penalty
1	12:07:12.736	12:07:12.736	12:13:27.473	6:14.737	6:14.737		
2	12:15:28.195	12:15:28.195	12:16:41.287	1:13.092	7:27.829		
3	12:28:02.171	12:28:02.171	12:31:41.699	3:39.528	11:07.357		
4	12:43:07.773	12:43:07.773	12:51:23.444	8:15.671	19:23.028		

**7** Brendan Iribe PROAM Optimum Motorsport  
 Ollie Millroy McLaren 720 S GT3

Nr.	In Day Time	In Time	Out Time	Pit Time	T. Pit Time	Handicap	Penalty
1	12:14:07.673	12:14:07.673	12:15:19.474	1:11.801	1:11.801		
2	12:26:04.165	12:26:04.165	12:29:14.470	3:10.305	4:22.106		
3	12:44:20.270	12:44:20.270	12:51:27.455	7:07.185	11:29.291		

**16** Marcelo Hahn PROAM Teo Martin Motorsport  
 Allam Khodair McLaren 720 S GT3

Nr.	In Day Time	In Time	Out Time	Pit Time	T. Pit Time	Handicap	Penalty
1	12:10:49.026	12:10:49.026	12:14:22.828	3:33.802	3:33.802		
2	12:25:09.231	12:25:09.231	12:30:57.959	5:48.728	9:22.530		
3	12:40:03.549	12:40:03.549	12:41:46.964	1:43.415	11:05.945		
4	12:44:06.078	12:44:06.078	12:51:16.656	7:10.578	18:16.523		

**17** Louis Prette PRO AF Corse / APM Monaco  
 Vincent Abril Ferrari 488 GT3

Nr.	In Day Time	In Time	Out Time	Pit Time	T. Pit Time	Handicap	Penalty
1	12:06:47.093	12:06:47.093	12:08:20.312	1:33.219	1:33.219		
2	12:17:20.593	12:17:20.593	12:18:51.654	1:31.061	3:04.280		
3	12:29:42.306	12:29:42.306	12:32:24.285	2:41.979	5:46.259		
4	12:43:17.110	12:43:17.110	12:51:09.337	7:52.227	13:38.486		

**26** Fabrizio Crestani PRO Team Lazarus  
 Yannick Mettler Bentley Continental GT3

Nr.	In Day Time	In Time	Out Time	Pit Time	T. Pit Time	Handicap	Penalty
1	12:06:40.308	12:06:40.308	12:10:44.389	4:04.081	4:04.081		
2	12:19:44.867	12:19:44.867	12:24:15.448	4:30.581	8:34.662		
3	12:31:32.085	12:31:32.085	12:34:41.502	3:09.417	11:44.079		
4	12:44:09.770	12:44:09.770	12:51:33.755	7:23.985	19:08.064		

**33** Jens Reno Moller PROAM RENO Racing  
 Reece Barr Honda NSX GT3 Evo

Nr.	In Day Time	In Time	Out Time	Pit Time	T. Pit Time	Handicap	Penalty
1	12:10:55.954	12:10:55.954	12:12:20.868	1:24.914	1:24.914		
2	12:21:24.346	12:21:24.346	12:24:20.994	2:56.648	4:21.562		
3	12:33:25.786	12:33:25.786	12:34:49.023	1:23.237	5:44.799		
4	12:42:05.142	12:42:05.142	12:51:17.850	9:12.708	14:57.507		

**34** Salih Yoluc PRO TF Sport  
 Charlie Eastwood Aston Martin Vantage GT3

Nr.	In Day Time	In Time	Out Time	Pit Time	T. Pit Time	Handicap	Penalty
1	12:07:14.368	12:07:14.368	12:12:56.158	5:41.790	5:41.790		
2	12:21:50.659	12:21:50.659	12:23:22.619	1:31.960	7:13.750		
3	12:36:12.639	12:36:12.639	12:37:37.123	1:24.484	8:38.234		
4	12:43:10.474	12:43:10.474	12:51:22.161	8:11.687	16:49.921		

**48** Stephane Ortelli PROAM AF Corse / APM Monaco  
 Angelo Negro Ferrari 488 GT3

Nr.	In Day Time	In Time	Out Time	Pit Time	T. Pit Time	Handicap	Penalty
1	12:28:27.811	12:28:27.811	12:29:54.379	1:26.568	1:26.568		
2	12:40:48.803	12:40:48.803	12:51:15.511	10:26.708	11:53.276		

**59** Miguel Ramos PRO Teo Martin Motorsport  
 Henrique Chaves McLaren 720 S GT3

Nr.	In Day Time	In Time	Out Time	Pit Time	T. Pit Time	Handicap	Penalty
1	12:09:39.242	12:09:39.242	12:11:04.849	1:25.607	1:25.607		
2	12:23:39.529	12:23:39.529	12:27:54.789	4:15.260	5:40.867		
3	12:37:21.857	12:37:21.857	12:41:58.488	4:36.631	10:17.498		
4	12:44:16.468	12:44:16.468	12:51:06.218	6:49.750	17:07.248		

**61** Mauro Ricci AM AKKA ASP  
 Jerome Policand Mercedes AMG GT3 - 2020

Nr.	In Day Time	In Time	Out Time	Pit Time	T. Pit Time	Handicap	Penalty
1	12:13:21.013	12:13:21.013	12:15:10.580	1:49.567	1:49.567		
2	12:30:45.246	12:30:45.246	12:40:17.211	9:31.965	11:21.532		
3	12:42:10.108	12:42:10.108	12:51:11.139	9:01.031	20:22.563		
4	12:53:01.205	12:53:01.205	12:54:12.928	1:11.723	21:34.286		

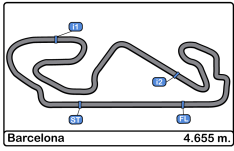
**72** Nick Moss PROAM Optimum Motorsport  
 Joe Osborne McLaren 720 S GT3

Nr.	In Day Time	In Time	Out Time	Pit Time	T. Pit Time	Handicap	Penalty
1	12:12:31.098	12:12:31.098	12:21:52.955	9:21.857	9:21.857		
2	12:34:39.476	12:34:39.476	12:51:20.242	16:40.766	26:02.623		

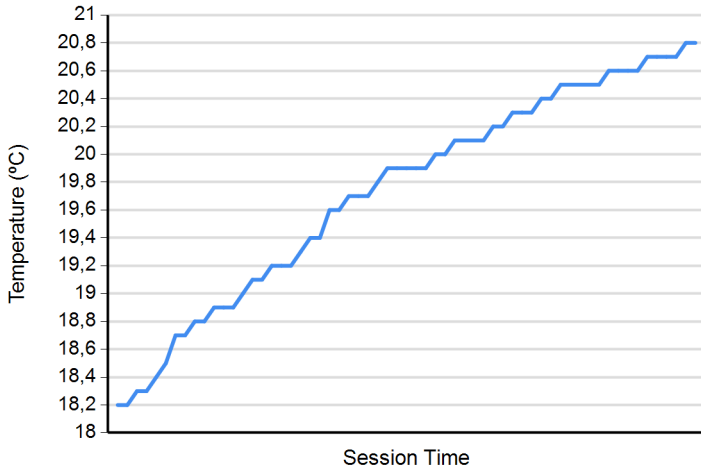
**88** Patryk Krupinski PROAM JP Motorsport  
 Christian Klien Mercedes AMG GT3 - 2016

Nr.	In Day Time	In Time	Out Time	Pit Time	T. Pit Time	Handicap	Penalty
1	12:10:28.270	12:10:28.270	12:12:45.744	2:17.474	2:17.474		
2	12:21:43.415	12:21:43.415	12:23:24.779	1:41.364	3:58.838		
3	12:37:56.010	12:37:56.010	12:51:12.521	13:16.511	17:15.349		
4	12:53:03.876	12:53:03.876	12:54:11.154	1:07.278	18:22.627		
5	12:55:59.896	12:55:59.896	12:57:07.404	1:07.508	19:30.135		

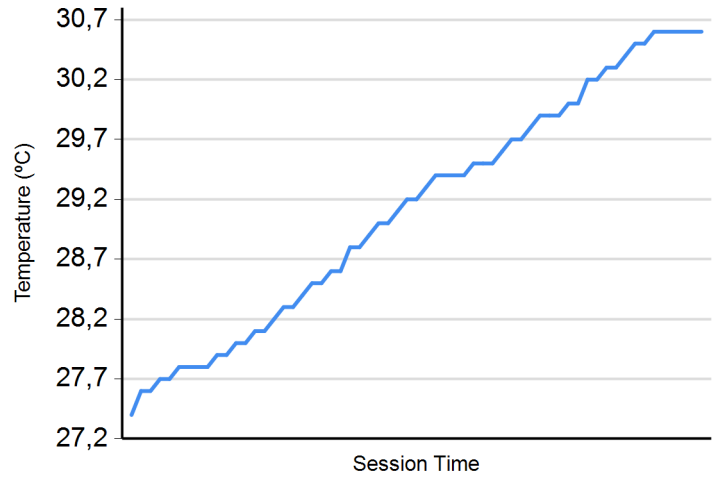




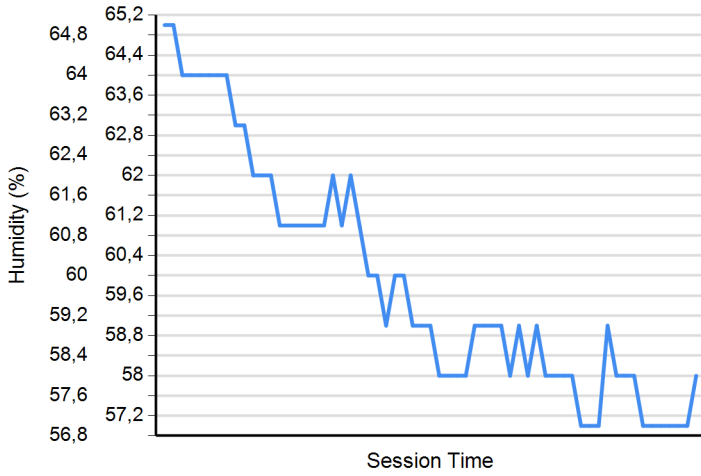
**Air Temperature**



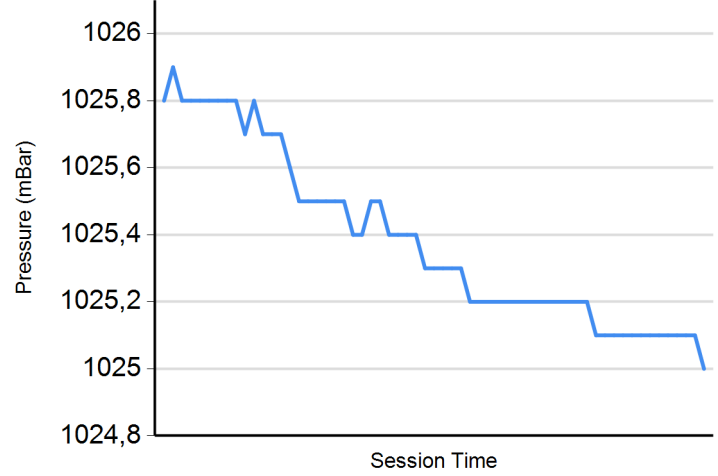
**Track Temperature**



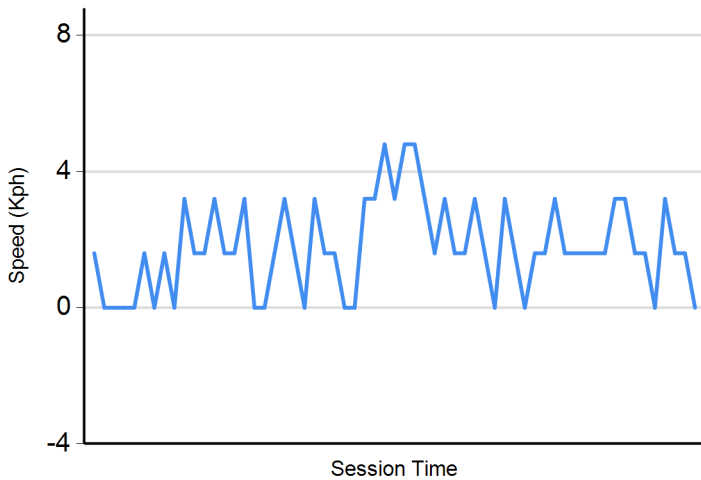
**Humidity**



**Pressure**

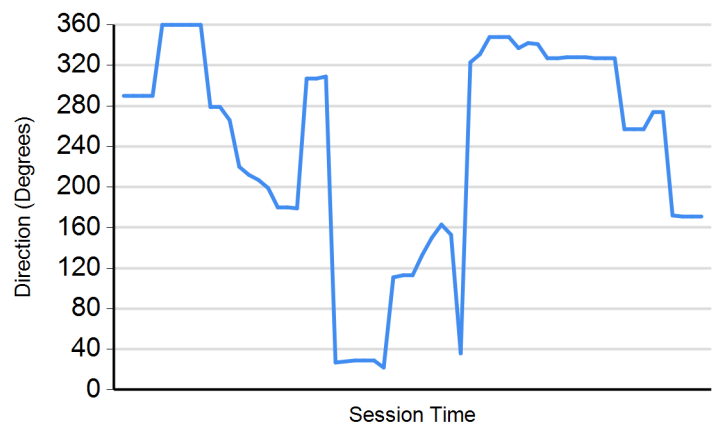


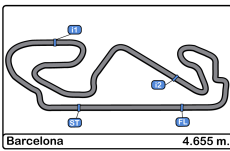
**Wind Speed**



**Wind direction**

North = 0°/360° Est = 90° South = 180° West = 270°





**Circuito de Barcelona**  
**International GT Open**  
**Free Practice 1 - 2**  
**Combined Results**



Cls	Nº	Entrant/Team	Nat	Driver 1	Nat	Driver 2	Nat	Vehicle	Cat	Cls	Laps	Free Practice - 1	Free Practice - 2	Best	Gap	Interval	Km/h		
1	34	TF Sport	GBR	Salih Yoluc	TUR	Charlie Eastwood	IRL	Aston Martin Vantage GT3	PRO	1	47	1:45.597	15	<b>1:45.314</b>	8	<b>1:45.314</b>		159.1	
2	59	Teo Martín Motorsport	ESP	Miguel Ramos	PRT	Henrique Chaves	PRT	McLaren 720 S GT3	PRO	2	43	1:45.876	13	<b>1:45.529</b>	0.215	0.215	158.7		
3	61	AKKA ASP	FRA	Mauro Ricci	ITA	Jerome Policand	FRA	Mercedes AMG GT3 - 2020	AM	1	38	<b>1:45.632</b>	7	1:45.885	5	<b>1:45.632</b>	0.318	0.103	158.6
4	48	AF Corse / APM Monaco	ITA	Stephane Ortelli	MCO	Angelo Negro	ITA	Ferrari 488 GT3	PROAM	1	45	1:47.567	14	<b>1:45.665</b>	23	<b>1:45.665</b>	0.351	0.033	158.5
5	88	JP Motorsport	POL	Patryk Krupinski	POL	Christian Klien	AUT	Mercedes AMG GT3 - 2016	PROAM	2	33	1:46.080	7	<b>1:45.776</b>	10	<b>1:45.776</b>	0.462	0.111	158.4
6	16	Teo Martín Motorsport	ESP	Marcelo Hahn	BRA	Allam Khodair	BRA	McLaren 720 S GT3	PROAM	3	41	1:46.749	13	<b>1:45.825</b>	9	<b>1:45.825</b>	0.511	0.049	158.3
7	17	AF Corse / APM Monaco	ITA	Louis Prette	MCO	Vincent Abril	MCO	Ferrari 488 GT3	PRO	3	26			<b>1:45.953</b>	12	<b>1:45.953</b>	0.639	0.128	158.1
8	33	RENO Racing	DNK	Jens Reno Moller	DNK	Reece Barr	IRL	Honda NSX GT3 Evo	PROAM	4	41	1:47.767	14	<b>1:46.089</b>	5	<b>1:46.089</b>	0.775	0.136	157.9
9	7	Optimum Motorsport	GBR	Brendan Iribe	USA	Ollie Millroy	GBR	McLaren 720 S GT3	PROAM	5	42	1:46.906	11	<b>1:46.221</b>	12	<b>1:46.221</b>	0.907	0.132	157.7
10	72	Optimum Motorsport	GBR	Nick Moss	GBR	Joe Osborne	GBR	McLaren 720 S GT3	PROAM	6	41	<b>1:46.434</b>	14	1:47.837	11	<b>1:46.434</b>	1.120	0.213	157.4
11	26	Team Lazarus	ITA	Fabrizio Crestani	ITA	Yannick Mettler	CHE	Bentley Continental GT3	PRO	4	23			<b>1:46.688</b>	8	<b>1:46.688</b>	1.374	0.254	157.0
12	4	Boutsen Ginion	BEL	Claude-Yves Gosselin	FRA	Marc Rostan	FRA	Lamborghini Huracan GT3 EVO	AM	2	39	1:50.724	16	<b>1:49.074</b>	9	<b>1:49.074</b>	3.760	2.386	153.6

CAR 59 TIME 1:47.195 DELETED TRACK LIMITS AT T 9 AND15  
 CAR 7 TIME 1:48.148 DELETED TRACK LIMITS AT T15  
 CAR 33 TIME 3:04.275 DELETED TRACK LIMITS AT T15  
 CAR 72 TIME 1:46.574 DELETED TRACK LIMITS AT T15  
 CAR 16 TIME 1:47.337 DELETED TRACK LIMITS AT T15  
 CAR 33 TIME 1:48.245 DELETED TRACK LIMITS AT T15  
 CAR 33 TIME 1:47.838 DELETED TRACK LIMITS AT T15  
 CAR 48 TIME 1:49.318 DELETED TRACK LIMITS AT T 9  
 CAR 7 TIME 1:46.771 DELETED TRACK LIMITS AT T 15  
 CAR 61 TIME 1:50.414 DELETED TRACK LIMITS AT T 15  
 CAR 26 TIME 1:46.925 DELETED TRACK LIMITS AT T 9  
 CAR 17 TIME 1:46.656 DELETED TRACK LIMITS AT T 15  
 CAR 7 TIME 1:49.597 DELETED TRACK LIMITS AT T 9  
 CAR 33 TIME 1:46.337 DELETED TRACK LIMITS AT T 9  
 CAR 59 TIME 1:47.454 DELETED TRACK LIMITS AT T 9  
 CAR 26 TIME 1:47.413 DELETED TRACK LIMITS AT T 9  
 CAR 51 TIME 1:53.729 DELETED TRACK LIMITS AT T 9  
 CAR 10 TIME 1:53.456 DELETED TRACK LIMITS AT T 15  
 CAR 51 TIME 1:52.618 DELETED TRACK LIMITS AT T 15  
 CAR 26 TIME 1:48.986 DELETED TRACK LIMITS AT T 9

Published at:.....

<b>Stewards:</b>	<b>Race Director:</b>	<b>Timekeeper:</b>
------------------	-----------------------	--------------------

