

Circuito de Barcelona
International GT Open
Free Practice - 1
Provisional Results



Cls	Nº	Entrant/Team	Nat	Driver 1	Nat	Driver 2	Nat	Vehicle	Cat	Cls	Laps	Best	Time	Gap	Interval	Km/h
1	34	TF Sport		Salih Yoluc		Charlie Eastwood		Aston Martin Vantage GT3	PRO	1	22	15	1:45.597			158.6
2	61	AKKA ASP		Mauro Ricci		Jerome Policand		Mercedes AMG GT3 - 2020	AM	1	18	7	1:45.632	0.035	0.035	158.6
3	59	Teo Martín Motorsport		Miguel Ramos		Henrique Chaves		McLaren 720 S GT3	PRO	2	19	13	1:45.876	0.279	0.244	158.2
4	88	JP Motorsport		Patryk Krupinski		Christian Klien		Mercedes AMG GT3 - 2016	PROAM	1	11	7	1:46.080	0.483	0.204	157.9
5	72	Optimum Motorsport		Nick Moss		Joe Osborne		McLaren 720 S GT3	PROAM	2	21	14	1:46.434	0.837	0.354	157.4
6	16	Teo Martín Motorsport		Marcelo Hahn		Allam Khodair		McLaren 720 S GT3	PROAM	3	18	13	1:46.749	1.152	0.315	156.9
7	7	Optimum Motorsport		Brendan Iribe		Ollie Millroy		McLaren 720 S GT3	PROAM	4	15	11	1:46.906	1.309	0.157	156.7
8	48	AF Corse / APM Monaco		Stephane Ortelli		Angelo Negro		Ferrari 488 GT3	PROAM	5	18	14	1:47.567	1.970	0.661	155.7
9	33	RENO Racing		Jens Reno Moller		Reece Barr		Honda NSX GT3 Evo	PROAM	6	15	14	1:47.767	2.170	0.200	155.5
10	4	Boutsen Ginion		Claude-Yves Gosselin		Marc Rostan		Lamborghini Huracan GT3 EVO	AM	2	17	16	1:50.724	5.127	2.957	151.3

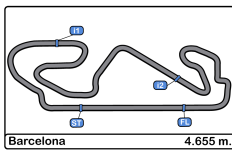
CAR 59 TIME 1:47.195 DELETED TRACK LIMITS AT T 9 AND15
 CAR 7 TIME 1:48.148 DELETED TRACK LIMITS AT T15
 CAR 33 TIME 3:04.275 DELETED TRACK LIMITS AT T15
 CAR 72 TIME 1:46.574 DELETED TRACK LIMITS AT T15
 CAR 16 TIME 1:47.337 DELETED TRACK LIMITS AT T15
 CAR 33 TIME 1:48.245 DELETED TRACK LIMITS AT T15
 CAR 33 TIME 1:47.838 DELETED TRACK LIMITS AT T15

Published at:.....

Track Temp: 21.8 °C Air Temp: 19.2 °C Humidity: 75 % Track Status: DRY

Stewards:	Race Director:	Timekeeper:
-----------	----------------	-------------






Circuito de Barcelona
International GT Open
Free Practice - 1
Provisional Results by Class



Cls	Nº	Entrant/Team	Nat	Driver 1	Nat	Driver 2	Nat	Vehicle	Cat	Cls	Laps	Best	Time	Gap	Interval	Km/h
PRO																
1	34	TF Sport	GBR	Salih Yoluc	TUR	Charlie Eastwood	IRL	Aston Martin Vantage GT3	PRO	1	22	15	1:45.597			158.6
2	59	Teo Martín Motorsport	ESP	Miguel Ramos	PRT	Henrique Chaves	PRT	McLaren 720 S GT3	PRO	2	19	13	1:45.876	0.279	0.279	158.2
PROAM																
1	88	JP Motorsport	POL	Patryk Krupinski	POL	Christian Klien	AUT	Mercedes AMG GT3 - 2016	PROAM	1	11	7	1:46.080			157.9
2	72	Optimum Motorsport	GBR	Nick Moss	GBR	Joe Osborne	GBR	McLaren 720 S GT3	PROAM	2	21	14	1:46.434	0.354	0.354	157.4
3	16	Teo Martín Motorsport	ESP	Marcelo Hahn	BRA	Allam Khodair	BRA	McLaren 720 S GT3	PROAM	3	18	13	1:46.749	0.669	0.315	156.9
4	7	Optimum Motorsport	GBR	Brendan Iribe	USA	Ollie Millroy	GBR	McLaren 720 S GT3	PROAM	4	15	11	1:46.906	0.826	0.157	156.7
5	48	AF Corse / APM Monaco	ITA	Stephane Ortelli	MCO	Angelo Negro	ITA	Ferrari 488 GT3	PROAM	5	18	14	1:47.567	1.487	0.661	155.7
6	33	RENO Racing	DNK	Jens Reno Moller	DNK	Reece Barr	IRL	Honda NSX GT3 Evo	PROAM	6	15	14	1:47.767	1.687	0.200	155.5
AM																
1	61	AKKA ASP	FRA	Mauro Ricci	ITA	Jerome Policand	FRA	Mercedes AMG GT3 - 2020	AM	1	18	7	1:45.632			158.6
2	4	Boutsen Ginion	BEL	Claude-Yves Gosselin	FRA	Marc Rostan	FRA	Lamborghini Huracan GT3 EVO	AM	2	17	16	1:50.724	5.092	5.092	151.3

Published at:.....

Track Temp: 21.8 °C Air Temp: 19.2 °C Humidity: 75 % Track Status: DRY

Stewards:	Race Director:	Timekeeper: 
------------------	-----------------------	--





Circuit de Barcelona
International GT Open
Free Practice - 1
Lap Analysis



4

1 Claude-Yves Gosselin Lamborghini Huracan GT3 EVO

16

1 Marcelo Hahn McLaren 720 S GT3

AM 2 Marc Rostan Boutsen Ginion PROAM 2 Allam Khodair Teo Martín Motorsport

Lap	D	Time	Sector 1	Sector 2	Sector 3	T. Spd	Elapsed	Lap	D	Time	Sector 1	Sector 2	Sector 3	T. Spd	Elapsed
1		17:01:07.471 P	16:59:37.837	45.370	44.264	134.8	17:01:07.471	1		16:59:26.443	16:58:05.906	43.019	37.518	162.4	16:59:26.443
2		4:54.406	3:34.437	42.669	37.300	183.0	17:06:01.877	2		1:49.169	31.241	41.509	36.419	262.1	17:01:15.612
3		1:51.418	31.626	42.844	36.948	254.7	17:07:53.295	3		1:48.771	31.027	41.614	36.130	266.0	17:03:04.383
4		1:51.642	31.706	42.932	37.004	254.7	17:09:44.937	4		1:51.781	30.850	44.700	36.231	267.3	17:04:56.164
5		2:00.280 P	34.043	44.758	41.479	254.1	17:11:45.217	5		1:49.683	30.906	42.542	36.235	266.6	17:06:45.847
6		5:16.684	3:50.105	46.715	39.864	169.2	17:17:01.901	6		1:53.373 P	31.055	41.556	40.762	265.3	17:08:39.220
7		1:56.685	33.201	44.767	38.717	250.5	17:18:58.586	7		4:37.663	3:12.807	46.341	38.515	193.5	17:13:16.883
8		1:53.762	32.587	43.436	37.739	246.5	17:20:52.348	8		1:51.806	32.129	42.827	36.850	264.0	17:15:08.689
9		1:52.205	32.304	42.859	37.042	257.1	17:22:44.553	9		1:48.794	30.752	41.815	36.227	265.3	17:16:57.483
10		1:52.524	32.212	42.815	37.497	257.1	17:24:37.077	10		1:47.337	30.621	41.087	35.629	265.3	17:18:44.820
11		1:52.079	32.016	42.948	37.115	258.9	17:26:29.156	11		1:56.845 P	33.020	41.974	41.851	266.0	17:20:41.665
12		1:51.880	31.822	42.867	37.191	259.6	17:28:21.036	12		4:29.228	3:12.432	40.963	35.833	194.9	17:25:10.893
13		1:52.603	31.988	42.803	37.812	257.1	17:30:13.639	13		1:46.749	30.658	40.639	35.452	264.7	17:26:57.642
14		1:52.636	31.716	42.788	38.132	258.9	17:32:06.275	14		1:47.159	30.528	40.831	35.800	266.6	17:28:44.801
15		1:51.203	31.752	42.235	37.216	259.6	17:33:57.478	15		1:51.421	30.733	40.983	39.705	266.0	17:30:36.222
16		1:50.724	31.664	42.222	36.838	257.7	17:35:48.202	16		1:49.220	30.852	41.589	36.779	264.0	17:32:25.442
17		3:07.884 P	32.272	1:09.099	1:26.513	253.5	17:38:56.086	17		1:48.782	30.691	41.949	36.142	266.6	17:34:14.224
18		1:55.392 P						18		1:55.392 P	30.675	41.501	43.216	267.3	17:36:09.616

7

1 Brendan Iribe McLaren 720 S GT3

33

1 Jens Reno Moller Honda NSX GT3 Evo

PROAM 2 Ollie Millroy Optimum Motorsport PROAM 2 Reece Barr RENO Racing

Lap	D	Time	Sector 1	Sector 2	Sector 3	T. Spd	Elapsed	Lap	D	Time	Sector 1	Sector 2	Sector 3	T. Spd	Elapsed
1		17:03:22.951	17:02:04.241	42.535	36.175	108.4	17:03:22.951	1		17:05:50.443 P	17:04:23.788	44.447	42.208	186.2	17:05:50.443
2		1:49.032	30.935	41.657	36.440	260.8	17:05:11.983	2		3:04.275	1:44.356	42.994	36.925	193.5	17:08:54.718
3		1:48.148	30.770	41.408	35.970	261.5	17:07:00.131	3		1:50.033	31.623	42.025	36.385	260.8	17:10:44.751
4		1:48.788	31.243	41.369	36.176	257.7	17:08:48.919	4		1:48.994	31.402	41.858	35.734	261.5	17:12:33.745
5		1:49.126	30.782	41.279	37.065	261.5	17:10:38.045	5		1:48.972	30.856	42.019	36.097	263.4	17:14:22.717
6		1:48.484	31.169	41.393	35.922	258.3	17:12:26.529	6		2:00.308 P	35.829	43.762	40.717	264.7	17:16:23.025
7		1:48.345	30.845	41.846	35.654	262.1	17:14:14.874	7		3:45.651	2:27.378	42.318	35.955	191.1	17:20:08.676
8		1:48.388	30.885	41.560	35.943	262.1	17:16:03.262	8		1:48.511	31.176	41.584	35.751	260.8	17:21:57.187
9		1:53.435 P	31.611	41.874	39.950	262.7	17:17:56.697	9		1:48.245	30.885	41.744	35.616	260.8	17:23:45.432
10		6:53.771	5:36.619	41.406	35.746	183.6	17:24:50.468	10		1:47.918	30.624	41.607	35.687	260.2	17:25:33.350
11		1:46.906	30.618	41.109	35.179	261.5	17:26:37.374	11		1:53.066 P	30.835	42.454	39.777	262.7	17:27:26.416
12		1:47.356	30.830	40.862	35.664	264.0	17:28:24.730	12		4:06.794	2:46.629	42.685	37.480	193.2	17:31:33.210
13		1:47.271	30.395	40.754	36.122	264.0	17:30:12.001	13		1:47.838	30.771	41.327	35.740	262.1	17:33:21.048
14		1:46.910	30.521	40.880	35.509	263.4	17:31:58.911	14		1:47.767	30.818	41.258	35.691	260.8	17:35:08.815
15		1:54.171 P	31.117	40.996	42.058	264.7	17:33:53.082	15		2:01.651 P	30.789	41.722	49.140	263.4	17:37:10.466





Circuit de Barcelona
International GT Open
Free Practice - 1
Lap Analysis



34							59								
1 Salih Yoluc			Aston Martin Vantage GT3				1 Miguel Ramos			McLaren 720 S GT3					
PRO 2 Charlie Eastwood			TF Sport				PRO 2 Henrique Chaves			Teo Martín Motorsport					
Lap	D	Time	Sector 1	Sector 2	Sector 3	T. Spd	Elapsed	Lap	D	Time	Sector 1	Sector 2	Sector 3	T. Spd	Elapsed
1		16:57:45.755	16:56:26.608	41.727	37.420	139.8	16:57:45.755	1		16:59:20.622	16:58:02.083	42.420	36.119	155.1	16:59:20.622
2		1:48.866	31.385	41.585	35.896	262.7	16:59:34.621	2		1:48.540	30.657	41.332	36.551	262.1	17:01:09.162
3		1:47.550	30.366	41.700	35.484	264.0	17:01:22.171	3		1:47.838	30.867	41.213	35.758	260.8	17:02:57.000
4		1:49.063	30.369	42.304	36.390	264.7	17:03:11.234	4		1:47.495	30.533	40.961	35.701	264.0	17:04:44.195
5		1:46.460	30.307	40.747	35.406	265.3	17:04:57.694	5		1:47.694	30.355	40.953	36.386	264.0	17:06:31.889
6		1:53.083 P	30.194	40.774	42.115	266.6	17:06:50.777	6		1:47.760	31.198	41.101	35.461	258.9	17:08:19.649
7		3:07.127	1:49.448	41.063	36.616	196.3	17:09:57.904	7		1:47.159	30.671	40.893	35.595	264.0	17:10:06.808
8		1:49.385	30.041	40.429	38.915	263.4	17:11:47.289	8		1:58.641 P	30.663	43.177	44.801	263.4	17:12:05.449
9		1:45.718	30.153	40.507	35.058	263.4	17:13:33.007	9		3:18.131	1:56.868	44.817	36.446	195.6	17:15:23.580
10		1:45.709	30.045	40.198	35.466	264.7	17:15:18.716	10		1:46.333	30.268	40.639	35.426	264.7	17:17:09.913
11		1:45.929	30.161	40.501	35.267	264.0	17:17:04.645	11		1:48.732	30.151	40.781	37.800	266.6	17:18:58.645
12		1:54.560 P	31.240	42.577	40.743	267.9	17:18:59.205	12		1:46.276	30.415	40.612	35.249	263.4	17:20:44.921
13		3:08.680	1:49.596	40.918	38.166	196.7	17:22:07.885	13		1:45.876	30.249	40.712	34.915	264.7	17:22:30.797
14		1:45.775	30.113	40.377	35.285	263.4	17:23:53.660	14		1:46.060	30.163	40.615	35.282	265.3	17:24:16.857
15		1:45.597	30.099	40.625	34.873	264.0	17:25:39.257	15		1:48.564	30.471	41.692	36.401	264.7	17:26:05.421
16		1:53.804	31.917	43.097	38.790	265.3	17:27:33.061	16		1:46.292	30.418	40.827	35.047	265.3	17:27:51.713
17		1:45.882	30.250	40.357	35.275	264.7	17:29:18.943	17		2:11.019	30.431	1:04.497	36.091	264.7	17:30:02.732
18		1:45.987	30.198	40.349	35.440	265.3	17:31:04.930	18		1:46.757	30.482	41.016	35.259	264.7	17:31:49.489
19		1:46.384	30.321	40.749	35.314	267.9	17:32:51.314	19		2:02.525 P	30.412	43.161	48.952	266.0	17:33:52.014
20		1:46.122	30.199	40.678	35.245	266.0	17:34:37.436	61							
21		1:46.599	30.158	40.985	35.456	266.6	17:36:24.035	1 Mauro Ricci			Mercedes AMG GT3 - 2020				
22		2:12.867 P	36.949	48.559	47.359	208.4	17:38:36.902	AM 2 Jerome Policand			AKKA ASP				

48							61								
1 Stephane Ortelli			Ferrari 488 GT3				1 Mauro Ricci			Mercedes AMG GT3 - 2020					
PROAM 2 Angelo Negro			AF Corse / APM Monaco				AM 2 Jerome Policand			AKKA ASP					
Lap	D	Time	Sector 1	Sector 2	Sector 3	T. Spd	Elapsed	Lap	D	Time	Sector 1	Sector 2	Sector 3	T. Spd	Elapsed
1		17:03:14.613	17:01:52.709	44.126	37.778	72.0	17:03:14.613	1		16:59:23.498	16:57:56.654	48.441	38.403	102.8	16:59:23.498
2		1:53.186	33.937	42.317	36.932	259.6	17:05:07.799	2		1:49.511	31.527	41.478	36.506	255.9	17:01:13.009
3		1:50.995	32.105	42.211	36.679	257.1	17:06:58.794	3		1:49.752	32.709	41.212	35.831	260.2	17:03:02.761
4		1:51.051	31.530	42.360	37.161	258.3	17:08:49.845	4		1:47.058	30.722	40.811	35.525	260.2	17:04:49.819
5		1:49.924	31.406	41.974	36.544	260.2	17:10:39.769	5		1:59.049 P	30.657	40.598	47.794	260.2	17:06:48.868
6		1:49.804	31.434	41.910	36.460	259.6	17:12:29.573	6		5:16.551	3:52.848	45.974	37.729	178.8	17:12:05.419
7		1:50.252	31.137	41.941	37.174	261.5	17:14:19.825	7		1:45.632	30.455	40.291	34.886	258.9	17:13:51.051
8		1:49.924	31.406	41.974	36.544	260.2	17:10:39.769	8		1:46.019	30.479	40.365	35.175	260.8	17:15:37.070
9		1:49.804	31.434	41.910	36.460	259.6	17:12:29.573	9		1:45.642	30.359	40.298	34.985	261.5	17:17:22.712
10		1:50.295	31.456	42.155	36.684	258.9	17:19:49.997	10		1:56.493 P	32.499	41.964	42.030	261.5	17:19:19.205
11		1:55.349 P	31.471	42.185	41.693	258.9	17:21:45.346	11		6:28.208	5:08.223	43.273	36.712	130.4	17:25:47.413
12		3:41.844	2:25.136	41.122	35.586	193.5	17:25:27.190	12		1:51.194	31.545	42.452	37.197	259.6	17:27:38.607
13		1:49.379	31.965	41.153	36.261	260.2	17:27:16.569	13		1:49.183	30.982	41.931	36.270	260.2	17:29:27.790
14		1:47.567	30.602	41.177	35.788	260.8	17:29:04.136	14		1:49.134	30.984	41.909	36.241	260.8	17:31:16.924
15		1:52.289	33.234	43.184	35.871	260.8	17:30:56.425	15		1:49.259	30.772	41.619	36.868	261.5	17:33:06.183
16		1:47.886	31.073	41.143	35.670	260.2	17:32:44.311	16		1:49.887	30.957	42.636	36.294	262.1	17:34:56.070
17		1:47.959	30.971	41.146	35.842	260.8	17:34:32.270	17		1:48.387	30.821	41.445	36.121	261.5	17:36:44.457
18		1:54.684 P	31.073	41.853	41.758	262.1	17:36:26.954	18		2:16.916 P	30.841	44.141	1:01.934	260.8	17:39:01.373





Circuit de Barcelona
International GT Open
Free Practice - 1
Lap Analysis



72

1 Nick Moss McLaren 720 S GT3

PROAM 2 Joe Osborne Optimum Motorsport

Lap	D	Time	Sector 1	Sector 2	Sector 3	T. Spd	Elapsed
1		16:57:26.276	16:56:08.711	41.543	36.022	191.8	16:57:26.276
2		1:48.601	31.080	41.863	35.658	259.6	16:59:14.877
3		1:48.656	30.903	41.638	36.115	261.5	17:01:03.533
4		1:48.411	31.512	41.207	35.692	262.1	17:02:51.944
5		1:54.347 P	30.993	41.261	42.093	262.7	17:04:46.291
6		3:28.025	2:11.398	41.015	35.612	196.3	17:08:14.316
7		1:46.674	30.599	40.846	35.129	262.1	17:10:00.890
8		1:47.772	30.991	41.197	35.584	264.7	17:11:48.662
9		1:48.215	30.695	40.960	36.560	265.3	17:13:36.877
10		1:53.445	32.688	42.575	38.182	262.7	17:15:30.322
11		1:47.759	30.912	41.082	35.765	264.7	17:17:18.081
12		1:56.297 P	30.641	41.038	44.618	264.0	17:19:14.378
13		3:25.434	2:08.078	41.791	35.565	196.7	17:22:39.812
14		1:46.434	30.590	40.765	35.079	262.7	17:24:26.246
15		1:46.770	30.528	40.882	35.360	262.7	17:26:13.016
16		1:50.797	34.138	41.273	35.386	264.7	17:28:03.813
17		1:51.812	30.842	44.108	36.862	263.4	17:29:55.625
18		1:47.529	30.566	41.033	35.930	263.4	17:31:43.154
19		1:47.370	30.783	41.009	35.578	263.4	17:33:30.524
20		1:46.555	30.388	40.563	35.604	264.0	17:35:17.079
21		2:11.249 P	34.136	48.481	48.632	264.7	17:37:28.328

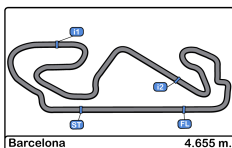
88

1 Patryk Krupinski Mercedes AMG GT3 - 2016

PROAM 2 Christian Klien JP Motorsport

Lap	D	Time	Sector 1	Sector 2	Sector 3	T. Spd	Elapsed
1		17:00:09.308	16:58:50.149	42.746	36.413	156.7	17:00:09.308
2		1:48.410	30.971	41.274	36.165	260.2	17:01:57.718
3		1:49.928	30.772	42.875	36.281	260.8	17:03:47.646
4		1:49.771	30.926	41.745	37.100	260.2	17:05:37.417
5		1:54.038 P	31.031	41.429	41.578	260.2	17:07:31.455
6		19:42.781	18:26.933	40.656	35.192	194.9	17:27:14.236
7		1:46.080	30.453	40.493	35.134	261.5	17:29:00.316
8		1:46.138	30.149	40.624	35.365	262.1	17:30:46.454
9		1:47.269	30.341	41.179	35.749	263.4	17:32:33.723
10		1:49.747	30.647	41.959	37.141	262.7	17:34:23.470
11		1:53.537 P	31.155	41.274	41.108	260.8	17:36:17.007



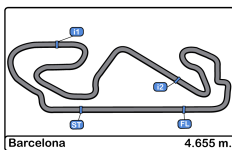


Circuit de Barcelona
International GT Open
Free Practice - 1
Best Sectors Results



Sector - 1				Sector - 2				Sector - 3				Ideal Lap vs Best Lap				
Clas	Nº	Driver	Time	Nº	Driver	Time	Nº	Driver	Time	Clas	Nº	Driver	Ideal Lap	Best Lap	Clas	
1	34	Yoluc - Eastwood	30.041	34	Yoluc - Eastwood	40.198	34	Yoluc - Eastwood	34.873	1	34	Yoluc - Eastwood	1:45.112	1:45.597	1	
2	88	Krupinski - Klien	30.149	61	Ricci - Policand	40.291	61	Ricci - Policand	34.886	2	61	Ricci - Policand	1:45.536	1:45.632	2	
3	59	Ramos - Chaves	30.151	88	Krupinski - Klien	40.493	59	Ramos - Chaves	34.915	3	59	Ramos - Chaves	1:45.678	1:45.876	3	
4	61	Ricci - Policand	30.359	72	Moss - Osborne	40.563	72	Moss - Osborne	35.079	4	88	Krupinski - Klien	1:45.776	1:46.080	4	
5	72	Moss - Osborne	30.388	59	Ramos - Chaves	40.612	88	Krupinski - Klien	35.134	5	72	Moss - Osborne	1:46.030	1:46.434	5	
6	7	Iribe - Millroy	30.395	16	Hahn - Khodair	40.639	7	Iribe - Millroy	35.179	6	7	Iribe - Millroy	1:46.328	1:46.906	7	
7	16	Hahn - Khodair	30.528	7	Iribe - Millroy	40.754	16	Hahn - Khodair	35.452	7	16	Hahn - Khodair	1:46.619	1:46.749	6	
8	48	Ortelli - Negro	30.602	48	Ortelli - Negro	41.122	48	Ortelli - Negro	35.586	8	48	Ortelli - Negro	1:47.310	1:47.567	8	
9	33	Moller - Barr	30.624	33	Moller - Barr	41.258	33	Moller - Barr	35.616	9	33	Moller - Barr	1:47.498	1:47.767	9	
10	4	Gosselin - Rostan	31.626	4	Gosselin - Rostan	42.222	4	Gosselin - Rostan	36.838	10	4	Gosselin - Rostan	1:50.686	1:50.724	10	





Circuito de Barcelona
International GT Open
Free Practice - 1
Best 5 Lap Times



Cl	Nº	Entrant/Team	Nat	Driver 1	Nat	Status	Driver 2	Nat	Status	Vehicle	Cat	Cl	Best 1		Best 2		Best 3		Best 4		Best 5	
													Time	Lap	Time	Lap	Time	Lap	Time	Lap	Time	Lap
1	34	TF Sport		Salih Yoluc		TUR	Charlie Eastwood		BEL	Aston Martin Vantage GT3	PRO	1	1:45.597	15	1:45.709	10	1:45.718	9	1:45.775	14	1:45.882	17
2	61	AKKA ASP		Mauro Ricci		ITA	Jerome Policand		FRA	Mercedes AMG GT3 - 2020	AM	1	1:45.632	7	1:45.642	9	1:46.019	8	1:47.058	4	1:48.387	17
3	59	Teo Martín Motorsport		Miguel Ramos		PRT	Henrique Chaves		PRT	McLaren 720 S GT3	PRO	2	1:45.876	13	1:46.060	14	1:46.276	12	1:46.292	16	1:46.333	10
4	88	JP Motorsport		Patryk Krupinski		POL	Christian Klien		AUT	Mercedes AMG GT3 - 2016	PROAM	1	1:46.080	7	1:46.138	8	1:47.269	9	1:48.410	2	1:49.747	10
5	72	Optimum Motorsport		Nick Moss		GBR	Joe Osborne		GBR	McLaren 720 S GT3	PROAM	2	1:46.434	14	1:46.555	20	1:46.770	15	1:47.370	19	1:47.529	18
6	16	Teo Martín Motorsport		Marcelo Hahn		BRA	Allam Khodair		BRA	McLaren 720 S GT3	PROAM	3	1:46.749	13	1:47.159	14	1:48.771	3	1:48.782	17	1:48.794	9
7	7	Optimum Motorsport		Brendan Iribe		USA	Ollie Millroy		GBR	McLaren 720 S GT3	PROAM	4	1:46.906	11	1:46.910	14	1:47.271	13	1:47.356	12	1:48.345	7
8	48	AF Corse / APM Monaco		Stephane Ortelli		MCO	Angelo Negro		ITA	Ferrari 488 GT3	PROAM	5	1:47.567	14	1:47.886	16	1:47.959	17	1:49.379	13	1:49.496	9
9	33	RENO Racing		Jens Reno Moller		DNK	Reece Barr		BEL	Honda NSX GT3 Evo	PROAM	6	1:47.767	14	1:47.918	10	1:48.511	8	1:48.972	5	1:48.994	4
10	4	Boutsen Ginion		Claude-Yves Gosselin		FRA	Marc Rostan		FRA	Lamborghini Huracan GT3 EVO	AM	2	1:50.724	16	1:51.203	15	1:51.418	3	1:51.642	4	1:51.880	12



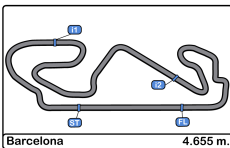


Circuito de Barcelona
International GT Open
Free Practice - 1
Best 5 Top Speeds



Cl	Nº	Entrant/Team	Nat	Driver 1	Nat	Driver 2	Nat	Vehicle	Cat	Cl	Top 1		Top 2		Top 3		Top 4		Top 5		
											Km/h	Lap	Km/h	Lap	Km/h	Lap	Km/h	Lap	Km/h	Lap	Km/h
1	34	TF Sport	GBR	Salih Yoluc	TUR	Charlie Eastwood	IRL	Aston Martin Vantage GT3	PRO	1	267.9	12	267.9	19	266.6	6	266.6	21	266.0	20	267.0
2	16	Teo Martín Motorsport	ESP	Marcelo Hahn	BRA	Allam Khodair	BRA	McLaren 720 S GT3	PROAM	1	267.3	4	267.3	18	266.6	5	266.6	14	266.6	17	266.9
3	59	Teo Martín Motorsport	ESP	Miguel Ramos	PRT	Henrique Chaves	PRT	McLaren 720 S GT3	PRO	2	266.6	11	266.0	19	265.3	14	265.3	16	264.7	10	265.6
4	72	Optimum Motorsport	GBR	Nick Moss	GBR	Joe Osborne	GBR	McLaren 720 S GT3	PROAM	2	265.3	9	264.7	8	264.7	11	264.7	16	264.7	21	264.8
5	7	Optimum Motorsport	GBR	Brendan Iribe	USA	Ollie Millroy	GBR	McLaren 720 S GT3	PROAM	3	264.7	15	264.0	12	264.0	13	263.4	14	262.7	9	263.8
6	33	RENO Racing	DNK	Jens Reno Moller	DNK	Reece Barr	IRL	Honda NSX GT3 Evo	PROAM	4	264.7	6	263.4	5	263.4	15	262.7	11	262.1	13	263.2
7	88	JP Motorsport	POL	Patryk Krupinski	POL	Christian Klien	AUT	Mercedes AMG GT3 - 2016	PROAM	5	263.4	9	262.7	10	262.1	8	261.5	7	260.8	3	262.1
8	48	AF Corse / APM Monaco	ITA	Stephane Ortelli	MCO	Angelo Negro	ITA	Ferrari 488 GT3	PROAM	6	262.1	18	261.5	7	260.8	14	260.8	15	260.8	17	261.2
9	61	AKKA ASP	FRA	Mauro Ricci	ITA	Jerome Policand	FRA	Mercedes AMG GT3 - 2020	AM	1	262.1	16	261.5	9	261.5	10	261.5	15	261.5	17	261.6
10	4	Boutsen Ginion	BEL	Claude-Yves Gosselin	FRA	Marc Rostan	FRA	Lamborghini Huracan GT3 EVO	AM	2	259.6	12	259.6	15	258.9	11	258.9	14	257.7	16	258.9



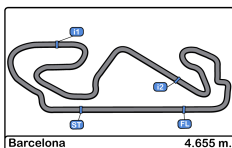


Circuito de Barcelona
International GT Open
Free Practice - 1
Fastest Laps Sequence



Lap	Time of Day	Session Time	Nº	Entrant/Team	Nat	Driver 1	Nat	Driver 2	Nat	Vehicle	Cat	Time	Km/h
2	16:59:14.877	4:14.877	72	Optimum Motorsport		Nick Moss		Joe Osborne		McLaren 720 S GT3	PROAM	1:48.601	154.3
2	17:01:09.162	6:09.162	59	Teo Martín Motorsport		Miguel Ramos		Henrique Chaves		McLaren 720 S GT3	PRO	1:48.540	154.3
3	17:01:22.171	6:22.171	34	TF Sport		Salih Yoluc		Charlie Eastwood		Aston Martin Vantage GT3	PRO	1:47.550	155.8
4	17:04:49.819	9:49.819	61	AKKA ASP		Mauro Ricci		Jerome Policand		Mercedes AMG GT3 - 2020	AM	1:47.058	156.5
5	17:04:57.694	9:57.694	34	TF Sport		Salih Yoluc		Charlie Eastwood		Aston Martin Vantage GT3	PRO	1:46.460	157.4
9	17:13:33.007	18:33.007	34	TF Sport		Salih Yoluc		Charlie Eastwood		Aston Martin Vantage GT3	PRO	1:45.718	158.5
7	17:13:51.051	18:51.051	61	AKKA ASP		Mauro Ricci		Jerome Policand		Mercedes AMG GT3 - 2020	AM	1:45.632	158.6
15	17:25:39.257	30:39.257	34	TF Sport		Salih Yoluc		Charlie Eastwood		Aston Martin Vantage GT3	PRO	1:45.597	158.6





Circuito de Barcelona
International GT Open
Free Practice - 1
Event Best Maximum Speed



Nº	Entrant/Team	Nat	Driver 1	Nat	Driver 2	Nat	Vehicle	Cat	Km/h	Session
34	TF Sport	GBR	Salih Yoluc	TUR	Charlie Eastwood	IRL	Aston Martin Vantage GT3	PRO	267.9	Free Practice - 1
16	Teo Martín Motorsport	ESP	Marcelo Hahn	BRA	Allam Khodair	BRA	McLaren 720 S GT3	PROAM	267.3	Free Practice - 1
59	Teo Martín Motorsport	ESP	Miguel Ramos	PRT	Henrique Chaves	PRT	McLaren 720 S GT3	PRO	266.6	Free Practice - 1
72	Optimum Motorsport	GBR	Nick Moss	GBR	Joe Osborne	GBR	McLaren 720 S GT3	PROAM	265.3	Free Practice - 1
33	RENO Racing	DNK	Jens Reno Moller	DNK	Reece Barr	IRL	Honda NSX GT3 Evo	PROAM	264.7	Free Practice - 1
7	Optimum Motorsport	GBR	Brendan Iribe	USA	Ollie Millroy	GBR	McLaren 720 S GT3	PROAM	264.7	Free Practice - 1
88	JP Motorsport	POL	Patryk Krupinski	POL	Christian Klien	AUT	Mercedes AMG GT3 - 2016	PROAM	263.4	Free Practice - 1
61	AKKA ASP	FRA	Mauro Ricci	ITA	Jerome Policand	FRA	Mercedes AMG GT3 - 2020	AM	262.1	Free Practice - 1
48	AF Corse / APM Monaco	ITA	Stephane Ortelli	MCO	Angelo Negro	ITA	Ferrari 488 GT3	PROAM	262.1	Free Practice - 1
4	Boutsen Ginion	BEL	Claude-Yves Gosselin	FRA	Marc Rostan	FRA	Lamborghini Huracan GT3 EVO	AM	259.6	Free Practice - 1





Circuit de Barcelona
International GT Open
Free Practice - 1
Pit Stop Analysis



4 Claude-Yves Gosselin AM Boutsen Ginion
 Marc Rostan Lamborghini Huracan GT3 EVO

Nr.	In Day Time	In Time	Out Time	Pit Time	T. Pit Time	Handicap	Penalty
1	17:01:04.788	17:01:04.788	17:04:08.972	3:04.184	3:04.184		
2	17:11:43.507	17:11:43.507	17:14:58.467	3:14.960	6:19.144		

7 Brendan Iribe PROAM Optimum Motorsport
 Ollie Millroy McLaren 720 S GT3

Nr.	In Day Time	In Time	Out Time	Pit Time	T. Pit Time	Handicap	Penalty
1	17:17:54.155	17:17:54.155	17:23:00.974	5:06.819	5:06.819		

16 Marcelo Hahn PROAM Teo Martin Motorsport
 Allam Khodair McLaren 720 S GT3

Nr.	In Day Time	In Time	Out Time	Pit Time	T. Pit Time	Handicap	Penalty
1	17:08:36.695	17:08:36.695	17:11:20.476	2:43.781	2:43.781		
2	17:20:38.600	17:20:38.600	17:23:23.219	2:44.619	5:28.400		

33 Jens Reno Moller PROAM RENO Racing
 Reece Barr Honda NSX GT3 Evo

Nr.	In Day Time	In Time	Out Time	Pit Time	T. Pit Time	Handicap	Penalty
1	17:05:47.986	17:05:47.986	17:07:02.664	1:14.678	1:14.678		
2	17:16:20.575	17:16:20.575	17:18:18.214	1:57.639	3:12.317		
3	17:27:23.964	17:27:23.964	17:29:41.084	2:17.120	5:29.437		

34 Saiih Yoluc PRO TF Sport
 Charlie Eastwood Aston Martin Vantage GT3

Nr.	In Day Time	In Time	Out Time	Pit Time	T. Pit Time	Handicap	Penalty
1	17:06:48.383	17:06:48.383	17:08:09.523	1:21.140	1:21.140		
2	17:18:56.804	17:18:56.804	17:20:17.869	1:21.065	2:42.205		

48 Stephane Ortelli PROAM AF Corse / APM Monaco
 Angelo Negro Ferrari 488 GT3

Nr.	In Day Time	In Time	Out Time	Pit Time	T. Pit Time	Handicap	Penalty
1	17:21:42.745	17:21:42.745	17:23:39.810	1:57.065	1:57.065		

59 Miguel Ramos PRO Teo Martin Motorsport
 Henrique Chaves McLaren 720 S GT3

Nr.	In Day Time	In Time	Out Time	Pit Time	T. Pit Time	Handicap	Penalty
1	17:12:02.464	17:12:02.464	17:13:32.391	1:29.927	1:29.927		

61 Mauro Ricci AM AKKA ASP
 Jerome Policand Mercedes AMG GT3 - 2020

Nr.	In Day Time	In Time	Out Time	Pit Time	T. Pit Time	Handicap	Penalty
1	17:06:46.392	17:06:46.392	17:10:08.248	3:21.856	3:21.856		
2	17:19:16.514	17:19:16.514	17:23:51.977	4:35.463	7:57.319		

72 Nick Moss PROAM Optimum Motorsport
 Joe Osborne McLaren 720 S GT3

Nr.	In Day Time	In Time	Out Time	Pit Time	T. Pit Time	Handicap	Penalty
1	17:04:43.348	17:04:43.348	17:06:26.615	1:43.267	1:43.267		
2	17:19:11.759	17:19:11.759	17:20:50.700	1:38.941	3:22.208		

88 Patryk Krupinski PROAM JP Motorsport
 Christian Klien Mercedes AMG GT3 - 2016

Nr.	In Day Time	In Time	Out Time	Pit Time	T. Pit Time	Handicap	Penalty
1	17:07:28.490	17:07:28.490	17:25:28.271	17:59.781	17:59.781		



