



Real Federación Española  
de Automovilismo



# GT Cup Open Europe

Round 4

Spa Francorchamps

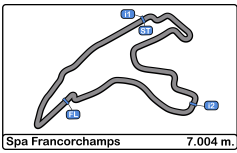
17th – 18th October 2020

*Results booklet*



Provided by Cronococa S.L.  
[www.cronococa.com](http://www.cronococa.com)






**Spa Francorchamps**  
**GT Cup Open Europe**  
**Free Practice - 1**  
**Provisional Results**



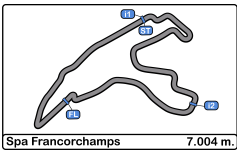
Cls	Nº	Entrant/Team	Nat	Driver 1	Nat	Driver 2	Nat	Vehicle	Cat	Cls	Laps	Best	Time	Gap	Interval	Km/h
1	10	Baporo Motorsport	ESP	Daniel Díaz-Varela	ESP	Manel Cerqueda	AND	Audi R8 LMS	AM	1	21	12	2:28.067			170.2
2	51	Ombra Racing	ITA	Aldo Festante	ITA			Porsche 911 GT3 Cup 2018	PROAM	1	7	6	2:29.497	1.430	1.430	168.6
3	60	Sports and You	PRT	Antonio Coimbra	PRT	Luis Silva	PRT	Mercedes AMG GT4 HP 2019	AM	2	18	17	2:32.988	4.921	3.491	164.8
4	15	NM Racing Team	ESP	Alberto de Martin	ESP	Rafael Villanueva	ESP	Mercedes AMG GT4 HP 2019	PROAM	2	4	3	3:27.618	59.551	54.630	121.4

Published at:.....

Track Temp: 6.1 °C    Air Temp: 6.4 °C    Humidity: 91 %    Track Status: **WET**

<b>Stewards:</b>	<b>Race Director:</b>	<b>Timekeeper:</b> 
------------------	-----------------------	--






**Spa Francorchamps**  
**GT Cup Open Europe**  
**Free Practice - 1**  
**Provisional Results by Class**



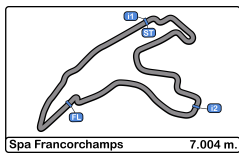
Cls	Nº	Entrant/Team	Nat	Driver 1	Nat	Driver 2	Nat	Vehicle	Cat	Cls	Laps	Best	Time	Gap	Interval	Km/h
<b>PROAM</b>																
1	51	Ombra Racing	ITA	Aldo Festante	ITA			Porsche 911 GT3 Cup 2018	PROAM	1	7	6	2:29.497			168.6
2	15	NM Racing Team	ESP	Alberto de Martin	ESP	Rafael Villanueva	ESP	Mercedes AMG GT4 HP 2019	PROAM	2	4	3	3:27.618	58.121	58.121	121.4
<b>AM</b>																
1	10	Baporo Motorsport	ESP	Daniel Díaz-Varela	ESP	Manel Cerqueda	AND	Audi R8 LMS	AM	1	21	12	2:28.067			170.2
2	60	Sports and You	PRT	Antonio Coimbra	PRT	Luis Silva	PRT	Mercedes AMG GT4 HP 2019	AM	2	18	17	2:32.988	4.921	4.921	164.8

Published at:.....

Track Temp: 6.1 °C    Air Temp: 6.4 °C    Humidity: 91 %    Track Status: **WET**

<b>Stewards:</b>	<b>Race Director:</b>	<b>Timekeeper:</b> 
------------------	-----------------------	--





**Spa Francorchamps**  
**GT Cup Open Europe**  
**Free Practice - 1**  
**Lap Analysis**



**10**

1 Daniel Díaz-Varela

Audi R8 LMS

**60**

1 Antonio Coimbra

Mercedes AMG GT4 HP 2019

AM

2 Manel Cerqueda

Baporo Motorsport

AM

2 Luis Silva

Sports and You

Lap	D	Time	Sector 1	Sector 2	Sector 3	T. Spd	Elapsed	Lap	D	Time	Sector 1	Sector 2	Sector 3	T. Spd	Elapsed
1		9:43:58.662	9:41:40.199	1:30.201	48.262	116.3	9:43:58.662	1		9:45:45.245	9:42:48.202	1:58.557	58.486	140.0	9:45:45.245
2		2:46.720	47.469	1:16.458	42.793	212.1	9:46:45.382	2		3:03.400	52.715	1:23.118	47.567	208.4	9:48:48.645
3		2:37.501	43.689	1:12.771	41.041	250.5	9:49:22.883	3		2:53.242	47.864	1:21.552	43.826	201.1	9:51:41.887
4		2:33.237	42.678	1:10.267	40.292	254.1	9:51:56.120	4		2:49.261	46.594	1:16.856	45.811	230.2	9:54:31.148
5		2:31.917	41.962	1:09.853	40.102	256.5	9:54:28.037	5		2:46.127	46.833	1:16.189	43.105	246.0	9:57:17.275
6		2:29.686	41.937	1:08.820	38.929	255.9	9:56:57.723	6		2:44.903	46.104	1:15.911	42.888	214.2	10:00:02.178
7		2:28.341	41.457	1:08.414	38.470	256.5	9:59:26.064	7		2:44.581	45.362	1:16.024	43.195	242.1	10:02:46.759
8		2:40.924	P 42.597	1:10.447	47.880	255.3	10:02:06.988	8		2:56.267	P 45.562	1:15.210	55.495	203.7	10:05:43.026
9		5:22.448	3:29.346	1:13.168	39.934	206.1	10:07:29.436	9		12:44.308	10:42.616	1:19.221	42.471	140.4	10:18:27.334
10		2:29.853	42.004	1:08.979	38.870	257.7	10:09:59.289	10		2:49.786	P 44.408	1:12.732	52.646	245.4	10:21:17.120
11		2:28.886	41.690	1:08.513	38.683	257.1	10:12:28.175	11		5:03.294	3:06.275	1:13.760	43.259	240.0	10:26:20.414
12		2:28.067	41.648	1:08.298	38.121	257.1	10:14:56.242	12		2:36.371	43.535	1:12.012	40.824	245.4	10:28:56.785
13		2:36.964	P 41.801	1:08.410	46.753	259.6	10:17:33.206	13		2:34.575	43.057	1:10.872	40.646	247.7	10:31:31.360
14		7:34.295	5:40.360	1:13.369	40.566	207.2	10:25:07.501	14		2:35.924	42.797	1:12.053	41.074	250.0	10:34:07.284
15		2:36.309	44.656	1:11.476	40.177	250.5	10:27:43.810	15		2:33.251	42.717	1:10.344	40.190	251.1	10:36:40.535
16		2:33.945	42.702	1:11.135	40.108	249.4	10:30:17.755	16		2:34.276	43.128	1:10.660	40.488	245.4	10:39:14.811
17		2:33.410	43.009	1:10.762	39.639	247.1	10:32:51.165	17		2:32.988	42.385	1:10.850	39.753	254.7	10:41:47.799
18		2:34.933	42.743	1:11.279	40.911	248.2	10:35:26.098	18		2:42.749	P 42.892	1:10.698	49.159	251.1	10:44:30.548
19		2:34.227	43.054	1:11.058	40.115	247.1	10:38:00.325								
20		2:35.655	42.405	1:11.350	41.900	250.5	10:40:35.980								
21		2:47.701	P 44.786	1:10.934	51.981	249.4	10:43:23.681								

**15**

1 Alberto de Martin

Mercedes AMG GT4 HP 2019

PROAM

2 Rafael Villanueva

NM Racing Team

Lap	D	Time	Sector 1	Sector 2	Sector 3	T. Spd	Elapsed
1		9:47:13.294	P 9:44:31.164	1:36.353	1:05.777	156.7	9:47:13.294
2		16:56.398	14:43.626	1:26.171	46.601	173.0	10:04:09.692
3		3:27.618	P 50.630	1:30.933	1:06.055	178.2	10:07:37.310
4		22:23.353	P 19:49.629	1:35.100	58.624	173.0	10:30:00.663

**51**

1 Aldo Festante

Porsche 911 GT3 Cup 2018

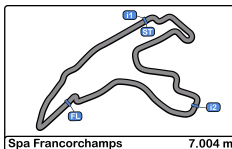
PROAM

2

Ombra Racing

Lap	D	Time	Sector 1	Sector 2	Sector 3	T. Spd	Elapsed
1		10:25:10.866	10:23:02.587	1:21.702	46.577	209.3	10:25:10.866
2		2:39.492	44.349	1:14.065	41.078	215.5	10:27:50.358
3		2:31.426	42.386	1:09.523	39.517	252.3	10:30:21.784
4		2:30.047	42.014	1:08.325	39.708	254.1	10:32:51.831
5		2:40.438	43.778	1:10.344	46.316	254.7	10:35:32.269
6		2:29.497	41.967	1:08.536	38.994	254.1	10:38:01.766
7		2:49.089	P 41.817	1:12.969	54.303	255.9	10:40:50.855



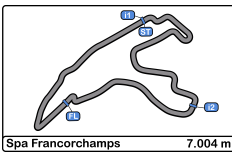


Spa Francorchamps  
 GT Cup Open Europe  
 Free Practice - 1  
**Best Sectors Results**



Sector - 1				Sector - 2				Sector - 3				Ideal Lap vs Best Lap					
Clas	Nº	Driver	Time	Nº	Driver	Time	Nº	Driver	Time	Clas	Nº	Driver	Ideal Lap	Best Lap	Clas		
1	10	Díaz-Varela - Cerqueda	41.457	10	Díaz-Varela - Cerqueda	1:08.298	10	Díaz-Varela - Cerqueda	38.121	1	10	Díaz-Varela - Cerqueda	2:27.876	2:28.067	1		
2	51	Aldo Festante	41.817	51	Aldo Festante	1:08.325	51	Aldo Festante	38.994	2	51	Aldo Festante	2:29.136	2:29.497	2		
3	60	Coimbra - Silva	42.385	60	Coimbra - Silva	1:10.344	60	Coimbra - Silva	39.753	3	60	Coimbra - Silva	2:32.482	2:32.988	3		
4	15	de Martin - Villanueva	50.630	15	de Martin - Villanueva	1:26.171	15	de Martin - Villanueva	46.601	4	15	de Martin - Villanueva	3:03.402	3:27.618	4		



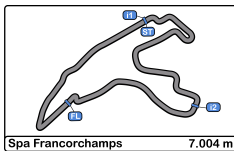


Spa Francorchamps  
 GT Cup Open Europe  
 Free Practice - 1  
 Best 5 Lap Times



Cl	Nº	Entrant/Team	Nat	Driver 1	Nat	Status	Driver 2	Nat	Status	Vehicle	Cat	Cl	Best 1		Best 2		Best 3		Best 4		Best 5	
													Time	Lap	Time	Lap	Time	Lap	Time	Lap	Time	Lap
1	10	Baporo Motorsport		Daniel Díaz-Varela		ESP	Manel Cerqueda		AND	Audi R8 LMS	AM	1	2:28.067	12	2:28.341	7	2:28.886	11	2:29.686	6	2:29.853	10
2	51	Ombra Racing		Aldo Festante		ITA				Porsche 911 GT3 Cup 2018	PROAM	1	2:29.497	6	2:30.047	4	2:31.426	3	2:39.492	2	2:40.438	5
3	60	Sports and You		Antonio Coimbra		PRT	Luis Silva		PRT	Mercedes AMG GT4 HP 2019	AM	2	2:32.988	17	2:33.251	15	2:34.276	16	2:34.575	13	2:35.924	14
4	15	NM Racing Team		Alberto de Martin		ESP	Rafael Villanueva		ESP	Mercedes AMG GT4 HP 2019	PROAM	2	3:27.618	3	16:56.39	2	22:23.35	4				



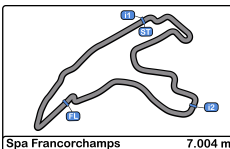


Spa Francorchamps  
 GT Cup Open Europe  
 Free Practice - 1  
 Best 5 Top Speeds



Cl	Nº	Entrant/Team	Nat	Driver 1	Nat	Driver 2	Nat	Vehicle	Cat	Cl	Top 1		Top 2		Top 3		Top 4		Top 5		Avg
											Km/h	Lap	Km/h	Lap	Km/h	Lap	Km/h	Lap	Km/h	Lap	
1	10	Baporo Motorsport	ESP	Daniel Díaz-Varela	ESP	Manel Cerqueda	AND	Audi R8 LMS	AM	1	259.6	13	257.7	10	257.1	11	257.1	12	256.5	5	257.6
2	51	Ombra Racing	ITA	Aldo Festante	ITA			Porsche 911 GT3 Cup 2018	PROAM	1	255.9	7	254.7	5	254.1	4	254.1	6	252.3	3	254.2
3	60	Sports and You	PRT	Antonio Coimbra	PRT	Luis Silva	PRT	Mercedes AMG GT4 HP 2019	AM	2	254.7	17	251.1	15	251.1	18	250.0	14	247.7	13	250.9
4	15	NM Racing Team	ESP	Alberto de Martín	ESP	Rafael Villanueva	ESP	Mercedes AMG GT4 HP 2019	PROAM	2	178.2	3	173.0	2	173.0	4	156.7	1			170.2





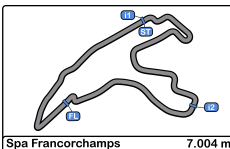
Spa Francorchamps  
 GT Cup Open Europe  
 Free Practice - 1  
 Fastest Laps Sequence



Lap	Time of Day	Session Time	Nº	Entrant/Team	Nat	Driver 1	Nat	Driver 2	Nat	Vehicle	Cat	Time	Km/h
2	9:46:45.382	6:45.382	10	Baporo Motorsport		Daniel Díaz-Varela		Manel Cerqueda		Audi R8 LMS	AM	2:46.720	151.2
3	9:49:22.883	9:22.883	10	Baporo Motorsport		Daniel Díaz-Varela		Manel Cerqueda		Audi R8 LMS	AM	2:37.501	160.0
4	9:51:56.120	11:56.120	10	Baporo Motorsport		Daniel Díaz-Varela		Manel Cerqueda		Audi R8 LMS	AM	2:33.237	164.5
5	9:54:28.037	14:28.037	10	Baporo Motorsport		Daniel Díaz-Varela		Manel Cerqueda		Audi R8 LMS	AM	2:31.917	165.9
6	9:56:57.723	16:57.723	10	Baporo Motorsport		Daniel Díaz-Varela		Manel Cerqueda		Audi R8 LMS	AM	2:29.686	168.4
7	9:59:26.064	19:26.064	10	Baporo Motorsport		Daniel Díaz-Varela		Manel Cerqueda		Audi R8 LMS	AM	2:28.341	169.9
12	10:14:56.242	34:56.242	10	Baporo Motorsport		Daniel Díaz-Varela		Manel Cerqueda		Audi R8 LMS	AM	2:28.067	170.2





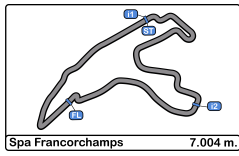


Spa Francorchamps  
 GT Cup Open Europe  
 Free Practice - 1  
 Event Best Maximum Speed



Nº	Entrant/Team	Nat	Driver 1	Nat	Driver 2	Nat	Vehicle	Cat	Km/h	Session
10	Baporo Motorsport	ESP	Daniel Díaz-Varela	ESP	Manel Cerqueda	AND	Audi R8 LMS	AM	259.6	Free Practice - 1
51	Ombra Racing	ITA	Aldo Festante	ITA			Porsche 911 GT3 Cup 2018	PROAM	255.9	Free Practice - 1
60	Sports and You	PRT	Antonio Coimbra	PRT	Luis Silva	PRT	Mercedes AMG GT4 HP 2019	AM	254.7	Free Practice - 1
15	NM Racing Team	ESP	Alberto de Martin	ESP	Rafael Villanueva	ESP	Mercedes AMG GT4 HP 2019	PROAM	178.2	Free Practice - 1





**Spa Francorchamps**  
**GT Cup Open Europe**  
**Free Practice - 1**  
**Pit Stop Analysis**



10

Daniel Díaz-Varela AM Baporo Motorsport  
 Manel Cerqueda Audi R8 LMS

Nr.	In Day Time	In Time	Out Time	Pit Time	T. Pit Time	Handicap	Penalty
1	10:02:01.818	10:02:01.818	10:04:52.711	2:50.893	2:50.893		
2	10:17:28.102	10:17:28.102	10:22:28.775	5:00.673	7:51.566		

15

Alberto de Martin PROAM NM Racing Team  
 Rafael Villanueva Mercedes AMG GT4 HP 2019

Nr.	In Day Time	In Time	Out Time	Pit Time	T. Pit Time	Handicap	Penalty
1	9:47:07.147	9:47:07.147	10:01:07.388	14:00.241	14:00.241		
2	10:07:32.164	10:07:32.164	10:26:36.317	19:04.153	33:04.394		

60

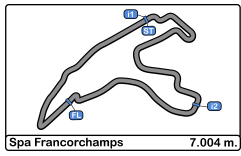
Antonio Coimbra AM Sports and You  
 Luis Silva Mercedes AMG GT4 HP 2019

Nr.	In Day Time	In Time	Out Time	Pit Time	T. Pit Time	Handicap	Penalty
1	10:05:36.522	10:05:36.522	10:15:40.627	10:04.105	10:04.105		
2	10:21:11.532	10:21:11.532	10:23:43.803	2:32.271	12:36.376		



CIRCUIT DE SPA  
 FRANCORCHAMPS

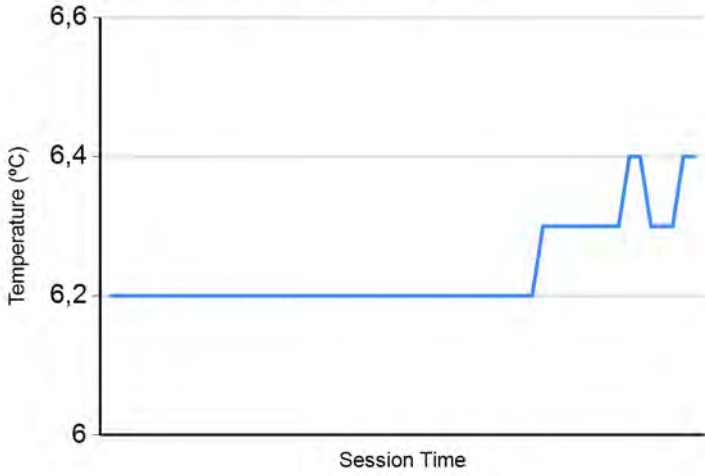




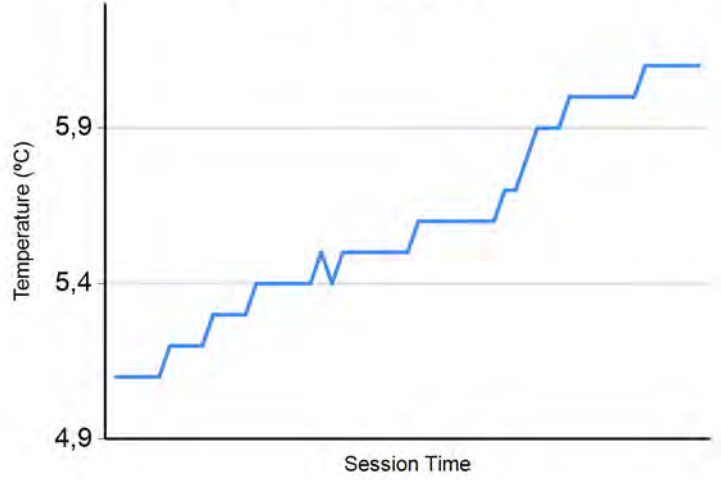
**Spa Francorchamps**  
**GT Cup Open Europe**  
**Free Practice - 1**  
**Weather Report**



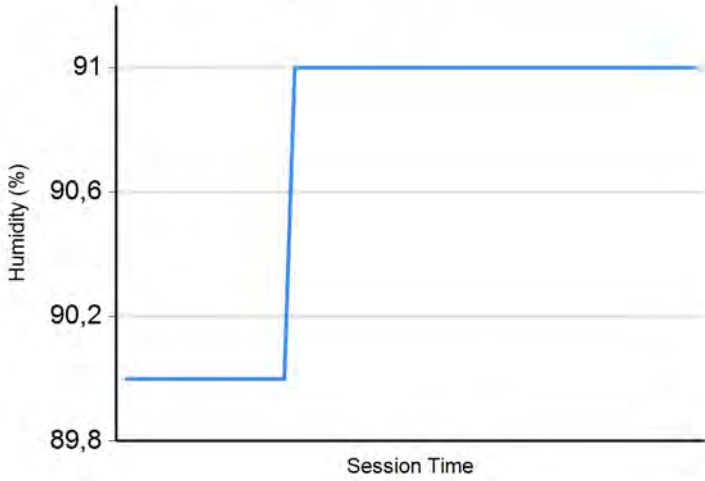
**Air Temperature**



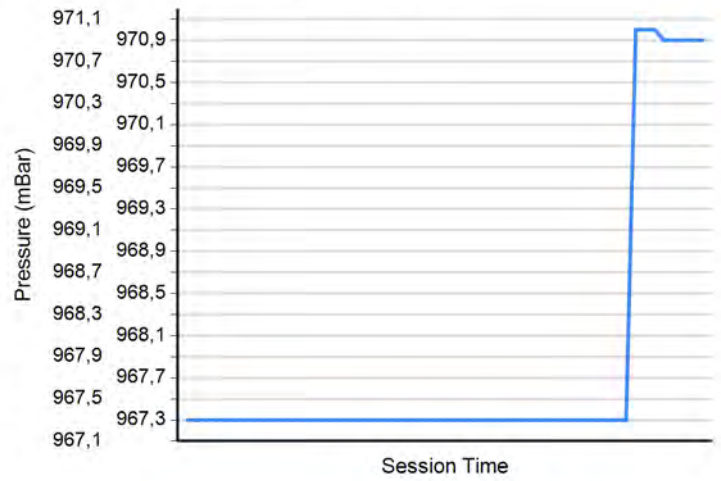
**Track Temperature**



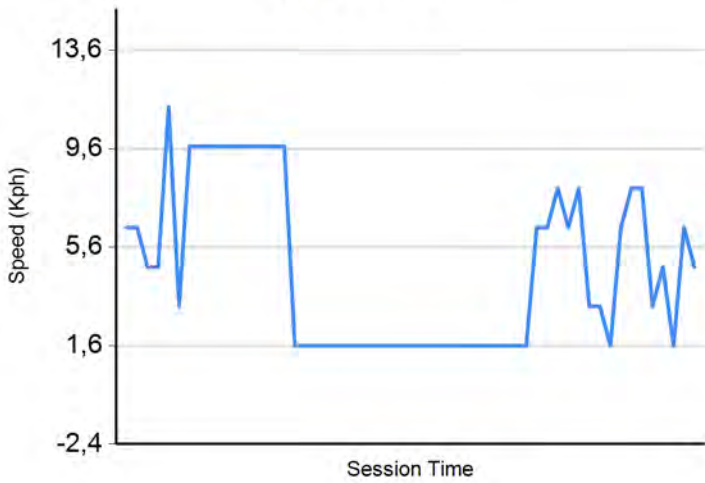
**Humidity**



**Pressure**

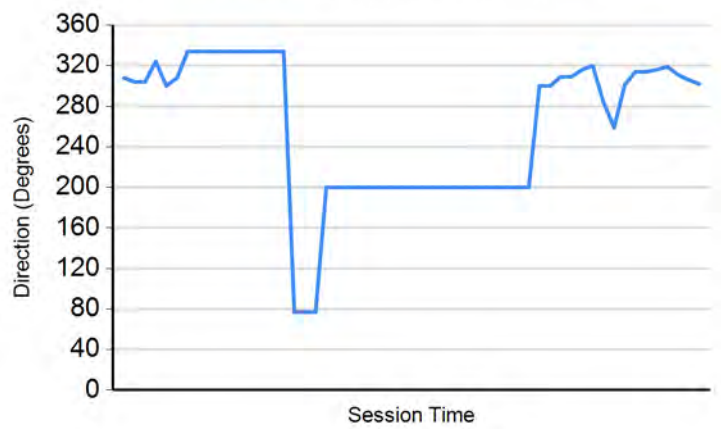


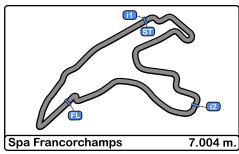
**Wind Speed**



**Wind direction**

North = 0°/360° Est = 90° South = 180° West = 270°






**Spa Francorchamps**  
**GT Cup Open Europe**  
**Free Practice - 2**  
**Provisional Results**



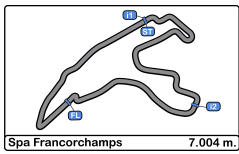
Cls	Nº	Entrant/Team	Nat	Driver 1	Nat	Driver 2	Nat	Vehicle	Cat	Cls	Laps	Best	Time	Gap	Interval	Km/h
1	51	Ombra Racing	ITA	Aldo Festante	ITA			Porsche 911 GT3 Cup 2018	PROAM	1	11	7	2:28.921			169.3
2	10	Baporo Motorsport	ESP	Daniel Díaz-Varela	ESP	Manel Cerqueda	AND	Audi R8 LMS	AM	1	11	7	2:29.828	0.907	0.907	168.2
3	15	NM Racing Team	ESP	Alberto de Martin	ESP	Rafael Villanueva	ESP	Mercedes AMG GT4 HP 2019	PROAM	2	12	9	2:31.063	2.142	1.235	166.9
4	60	Sports and You	PRT	Antonio Coimbra	PRT	Luis Silva	PRT	Mercedes AMG GT4 HP 2019	AM	2	9	8	2:33.720	4.799	2.657	164.0
5	19	PROsport Racing	BEL	Rodrigue Gillion	BEL	Nico Verdonck	BEL	Aston Martin Vantage	PROAM	3	8	7	2:40.989	12.068	7.269	156.6

Published at:.....

Track Temp: 9.6 °C    Air Temp: 8.3 °C    Humidity: 86 %    Track Status: **WET**

<b>Stewards:</b>	<b>Race Director:</b>	<b>Timekeeper:</b> 
------------------	-----------------------	--






**Spa Francorchamps**  
**GT Cup Open Europe**  
**Free Practice - 2**  
**Provisional Results by Class**



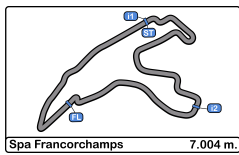
Cls	Nº	Entrant/Team	Nat	Driver 1	Nat	Driver 2	Nat	Vehicle	Cat	Cls	Laps	Best	Time	Gap	Interval	Km/h
<b>PROAM</b>																
1	51	Ombra Racing	ITA	Aldo Festante	ITA			Porsche 911 GT3 Cup 2018	PROAM	1	11	7	2:28.921			169.3
2	15	NM Racing Team	ESP	Alberto de Martin	ESP	Rafael Villanueva	ESP	Mercedes AMG GT4 HP 2019	PROAM	2	12	9	2:31.063	2.142	2.142	166.9
3	19	PROsport Racing	GER	Rodrigue Gillion	BEL	Nico Verdonck	BEL	Aston Martin Vantage	PROAM	3	8	7	2:40.989	12.068	9.926	156.6
<b>AM</b>																
1	10	Baporo Motorsport	ESP	Daniel Díaz-Varela	ESP	Manel Cerqueda	AND	Audi R8 LMS	AM	1	11	7	2:29.828			168.2
2	60	Sports and You	PRT	Antonio Coimbra	PRT	Luis Silva	PRT	Mercedes AMG GT4 HP 2019	AM	2	9	8	2:33.720	3.892	3.892	164.0

Published at:.....

Track Temp: 9.6 °C    Air Temp: 8.3 °C    Humidity: 86 %    Track Status: **WET**

<b>Stewards:</b>	<b>Race Director:</b>	<b>Timekeeper:</b> 
------------------	-----------------------	--





**Spa Francorchamps**  
**GT Cup Open Europe**  
**Free Practice - 2**  
**Lap Analysis**



**10**

1 Daniel Díaz-Varela

Audi R8 LMS **60**

1 Antonio Coimbra

Mercedes AMG GT4 HP 2019

AM

2 Manel Cerqueda

Baporo Motorsport

AM

2 Luis Silva

Sports and You

Lap	D	Time	Sector 1	Sector 2	Sector 3	T. Spd	Elapsed	Lap	D	Time	Sector 1	Sector 2	Sector 3	T. Spd	Elapsed
1		13:14:03.754	13:11:41.583	1:35.620	46.551	85.9	13:14:03.754	1		13:13:43.754	13:11:25.882	1:29.779	48.093	117.5	13:13:43.754
2		2:40.143	44.641	1:14.219	41.283	231.2	13:16:43.897	2		2:40.132	44.874	1:14.170	41.088	238.9	13:16:23.886
3		3:49.386 P	43.253	1:32.593	1:33.540	247.1	13:20:33.283	3		2:49.587 P	43.856	1:11.540	54.191	247.7	13:19:13.473
4		13:05.381	11:05.922	1:15.429	44.030	205.3	13:33:38.664	4		14:34.016	12:34.559	1:17.523	41.934	202.2	13:33:47.489
5		2:33.258	43.059	1:10.877	39.322	244.8	13:36:11.922	5		2:35.581	43.246	1:11.820	40.515	246.5	13:36:23.070
6		<del>2:32.630</del>	42.471	1:10.892	39.267	251.1	13:38:44.552	6		2:34.841	43.378	1:10.899	40.564	249.4	13:38:57.911
7		<b>2:29.828</b>	<b>41.609</b>	1:09.264	<b>38.955</b>	251.1	13:41:14.380	7		2:34.336	43.251	1:10.625	40.460	250.5	13:41:32.247
8		2:41.877	42.212	1:09.316	50.349	252.9	13:43:56.257	8		<b>2:33.720</b>	43.197	<b>1:10.399</b>	<b>40.124</b>	252.3	13:44:05.967
9		2:32.177	42.270	1:10.629	39.278	251.1	13:46:28.434	9		2:50.523 P	<b>42.589</b>	1:12.658	55.276	253.5	13:46:56.490
10		2:30.211	42.213	<b>1:08.815</b>	39.183	251.7	13:48:58.645								
11		2:39.186 P	42.287	1:09.647	47.252	251.1	13:51:37.831								

**15**

1 Alberto de Martin

Mercedes AMG GT4 HP 2019

PROAM

2 Rafael Villanueva

NM Racing Team

Lap	D	Time	Sector 1	Sector 2	Sector 3	T. Spd	Elapsed
1		13:13:35.002	13:11:17.851	1:28.124	49.027	158.1	13:13:35.002
2		2:47.628	50.228	1:16.136	41.264	191.1	13:16:22.630
3		2:58.884 P	45.858	1:14.304	58.722	222.6	13:19:21.514
4		14:37.284	12:42.445	1:13.985	40.854	193.5	13:33:58.798
5		2:33.647	43.283	1:10.363	40.001	250.5	13:36:32.445
6		2:35.485	43.189	1:11.901	40.395	239.4	13:39:07.930
7		2:31.774	42.952	1:09.002	39.820	253.5	13:41:39.704
8		2:31.618	42.872	1:08.657	40.089	252.9	13:44:11.322
9		<b>2:31.063</b>	42.743	<b>1:08.655</b>	<b>39.665</b>	253.5	13:46:42.385
10		2:34.436	<b>42.600</b>	1:11.790	40.046	252.9	13:49:16.821
11		2:37.280	42.834	1:09.792	44.654	247.7	13:51:54.101
12		2:51.463 P	42.786	1:10.133	58.544	254.7	13:54:45.564

**19**

1 Rodrigue Gillion

Aston Martin Vantage

PROAM

2 Nico Verdonck

PROsport Racing

Lap	D	Time	Sector 1	Sector 2	Sector 3	T. Spd	Elapsed
1		13:34:48.510	13:32:26.473	1:31.064	50.973	159.0	13:34:48.510
2		2:55.469	48.006	1:20.845	46.618	208.8	13:37:43.979
3		2:49.525	46.431	1:17.651	45.443	219.0	13:40:33.504
4		2:48.080	45.020	1:18.817	44.243	221.7	13:43:21.584
5		2:44.050	44.902	1:16.545	42.603	217.3	13:46:05.634
6		2:42.112	44.580	1:15.019	42.513	231.2	13:48:47.746
7		<b>2:40.989</b>	44.063	1:15.030	<b>41.896</b>	231.2	13:51:28.735
8		2:58.929 P	<b>43.597</b>	<b>1:14.416</b>	1:00.916	231.2	13:54:27.664

**51**

1 Aldo Festante

Porsche 911 GT3 Cup 2018

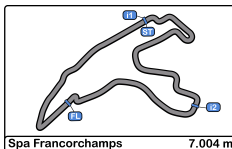
PROAM

2

Ombra Racing

Lap	D	Time	Sector 1	Sector 2	Sector 3	T. Spd	Elapsed
1		13:13:29.397	13:11:29.027	1:18.744	41.626	179.7	13:13:29.397
2		2:32.694	42.953	1:10.435	39.306	248.2	13:16:02.091
3		2:46.364 P	42.165	1:08.828	55.371	251.1	13:18:48.455
4		14:54.514	13:00.073	1:13.662	40.779	196.0	13:33:42.969
5		<del>2:29.649</del>	41.914	1:08.508	39.227	253.5	13:36:12.618
6		2:31.002	42.126	1:09.479	39.397	234.2	13:38:43.620
7		<b>2:28.921</b>	41.733	1:08.171	39.017	253.5	13:41:12.541
8		2:28.946	41.798	1:08.175	<b>38.973</b>	252.3	13:43:41.487
9		2:36.148	41.819	1:08.383	45.946	251.7	13:46:17.635
10		2:38.952 P	<b>41.619</b>	<b>1:08.158</b>	49.175	252.9	13:48:56.587
11		5:58.630 P	3:36.173	1:16.399	1:06.058	208.0	13:54:55.217



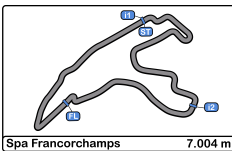


Spa Francorchamps  
 GT Cup Open Europe  
 Free Practice - 2  
**Best Sectors Results**



Sector - 1				Sector - 2				Sector - 3				Ideal Lap vs Best Lap				
Clas	Nº	Driver	Time	Nº	Driver	Time	Nº	Driver	Time	Clas	Nº	Driver	Ideal Lap	Best Lap	Clas	
1	10	Díaz-Varela - Cerqueda	41.609	51	Aldo Festante	1:08.158	10	Díaz-Varela - Cerqueda	38.955	1	51	Aldo Festante	2:28.750	2:28.921	1	
2	51	Aldo Festante	41.619	15	de Martin - Villanueva	1:08.655	51	Aldo Festante	38.973	2	10	Díaz-Varela - Cerqueda	2:29.379	2:29.828	2	
3	60	Coimbra - Silva	42.589	10	Díaz-Varela - Cerqueda	1:08.815	15	de Martin - Villanueva	39.665	3	15	de Martin - Villanueva	2:30.920	2:31.063	3	
4	15	de Martin - Villanueva	42.600	60	Coimbra - Silva	1:10.399	60	Coimbra - Silva	40.124	4	60	Coimbra - Silva	2:33.112	2:33.720	4	
5	19	Gillion - Verdonck	43.597	19	Gillion - Verdonck	1:14.416	19	Gillion - Verdonck	41.896	5	19	Gillion - Verdonck	2:39.909	2:40.989	5	





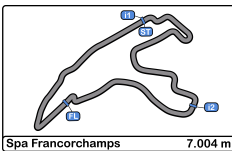
Spa Francorchamps  
 GT Cup Open Europe  
 Free Practice - 2  
 Best 5 Lap Times



Cl	N°	Entrant/Team	Nat	Driver 1	Nat	Status	Driver 2	Nat	Status	Vehicle	Cat	Cl	Best 1		Best 2		Best 3		Best 4		Best 5	
													Time	Lap	Time	Lap	Time	Lap	Time	Lap	Time	Lap
1	51	Ombra Racing	ITA	Aldo Festante	ITA					Porsche 911 GT3 Cup 2018	PROAM	1	2:28.921	7	2:28.946	8	2:31.002	6	2:32.694	2	2:36.148	9
2	10	Baporo Motorsport	ESP	Daniel Diaz-Varela	ESP		Manel Cerqueda	AND		Audi R8 LMS	AM	1	2:29.828	7	2:30.211	10	2:32.177	9	2:33.258	5	2:39.186	11
3	15	NM Racing Team	ESP	Alberto de Martin	ESP		Rafael Villanueva	ESP		Mercedes AMG GT4 HP 2019	PROAM	2	2:31.063	9	2:31.618	8	2:31.774	7	2:33.647	5	2:34.436	10
4	60	Sports and You	PRT	Antonio Coimbra	PRT		Luis Silva	PRT		Mercedes AMG GT4 HP 2019	AM	2	2:33.720	8	2:34.336	7	2:34.841	6	2:35.581	5	2:40.132	2
5	19	PROsport Racing	DEU	Rodrigue Gillion	BEL		Nico Verdonck	BEL		Aston Martin Vantage	PROAM	3	2:40.989	7	2:42.112	6	2:44.050	5	2:48.080	4	2:49.525	3





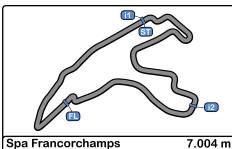


Spa Francorchamps  
 GT Cup Open Europe  
 Free Practice - 2  
 Best 5 Top Speeds



Cl	Nº	Entrant/Team	Nat	Driver 1	Nat	Driver 2	Nat	Vehicle	Cat	Cl	Top 1		Top 2		Top 3		Top 4		Top 5		Avg
											Km/h	Lap	Km/h	Lap	Km/h	Lap	Km/h	Lap	Km/h	Lap	
1	15	NM Racing Team	ESP	Alberto de Martin	ESP	Rafael Villanueva	ESP	Mercedes AMG GT4 HP 2019	PROAM	1	254.7	12	253.5	7	253.5	9	252.9	8	252.9	10	253.5
2	51	Ombra Racing	ITA	Aldo Festante	ITA			Porsche 911 GT3 Cup 2018	PROAM	2	253.5	5	253.5	7	252.9	10	252.3	8	251.7	9	252.8
3	60	Sports and You	PRT	Antonio Coimbra	PRT	Luis Silva	PRT	Mercedes AMG GT4 HP 2019	AM	1	253.5	9	252.3	8	250.5	7	249.4	6	247.7	3	250.7
4	10	Baporo Motorsport	ESP	Daniel Díaz-Varela	ESP	Manel Cerqueda	AND	Audi R8 LMS	AM	2	252.9	8	251.7	10	251.1	6	251.1	7	251.1	9	251.6
5	19	PROsport Racing	DEU	Rodrigue Gillion	BEL	Nico Verdonck	BEL	Aston Martin Vantage	PROAM	3	231.2	6	231.2	7	231.2	8	221.7	4	219.0	3	226.9



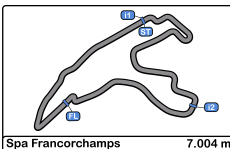


Spa Francorchamps  
 GT Cup Open Europe  
 Free Practice - 2  
**Fastest Laps Sequence**

















Lap	Time of Day	Session Time	Nº	Entrant/Team	Nat	Driver 1	Nat	Driver 2	Nat	Vehicle	Cat	Time	Km/h
2	13:16:02.091	6:02.091	51	Ombra Racing		Aldo Festante				Porsche 911 GT3 Cup 2018	PROAM	<b>2:32.694</b>	165.1
6	13:38:43.620	28:43.620	51	Ombra Racing		Aldo Festante				Porsche 911 GT3 Cup 2018	PROAM	<b>2:31.002</b>	166.9
7	13:41:12.541	31:12.541	51	Ombra Racing		Aldo Festante				Porsche 911 GT3 Cup 2018	PROAM	<b>2:28.921</b>	169.3



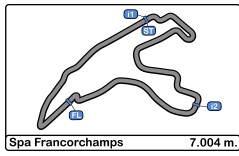


**Spa Francorchamps**  
**GT Cup Open Europe**  
**Free Practice - 2**  
**Event Best Maximum Speed**



Nº	Entrant/Team	Nat	Driver 1	Nat	Driver 2	Nat	Vehicle	Cat	Km/h	Session
10	Baporo Motorsport	 ESP	Daniel Díaz-Varela	 ESP	Manel Cerqueda	 AND	Audi R8 LMS	AM	259.6	Free Practice - 1
51	Ombra Racing	 ITA	Aldo Festante	 ITA			Porsche 911 GT3 Cup 2018	PROAM	255.9	Free Practice - 1
60	Sports and You	 PRT	Antonio Coimbra	 PRT	Luis Silva	 PRT	Mercedes AMG GT4 HP 2019	AM	254.7	Free Practice - 1
15	NM Racing Team	 ESP	Alberto de Martin	 ESP	Rafael Villanueva	 ESP	Mercedes AMG GT4 HP 2019	PROAM	254.7	Free Practice - 2
19	PROsport Racing	 DEU	Rodrigue Gillion	 BEL	Nico Verdonck	 BEL	Aston Martin Vantage	PROAM	231.2	Free Practice - 2





**Spa Francorchamps**  
**GT Cup Open Europe**  
**Free Practice - 2**  
**Pit Stop Analysis**



10

Daniel Díaz-Varela AM Baporo Motorsport  
 Manel Cerqueda Audi R8 LMS

Nr.	In Day Time	In Time	Out Time	Pit Time	T. Pit Time	Handicap	Penalty
1	13:20:27.903	13:20:27.903	13:30:55.756	10:27.853	10:27.853		

15

Alberto de Martin PROAM NM Racing Team  
 Rafael Villanueva Mercedes AMG GT4 HP 2019

Nr.	In Day Time	In Time	Out Time	Pit Time	T. Pit Time	Handicap	Penalty
1	13:19:16.365	13:19:16.365	13:31:20.160	12:03.795	12:03.795		

51

Aldo Festante PROAM Ombra Racing  
 Porsche 911 GT3 Cup 2018

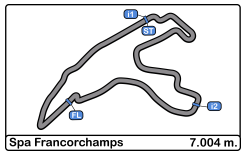
Nr.	In Day Time	In Time	Out Time	Pit Time	T. Pit Time	Handicap	Penalty
1	13:18:42.945	13:18:42.945	13:31:01.997	12:19.052	12:19.052		
2	13:48:51.042	13:48:51.042	13:51:41.495	2:50.453	15:09.505		

60

Antonio Coimbra AM Sports and You  
 Luis Silva Mercedes AMG GT4 HP 2019

Nr.	In Day Time	In Time	Out Time	Pit Time	T. Pit Time	Handicap	Penalty
1	13:19:07.216	13:19:07.216	13:31:05.265	11:58.049	11:58.049		

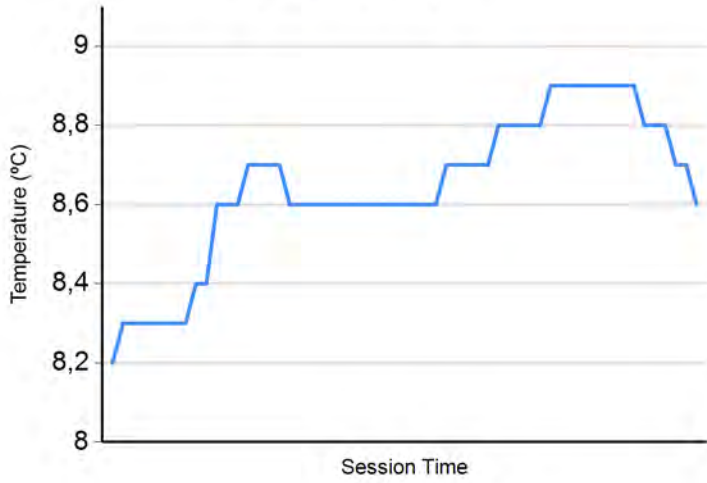




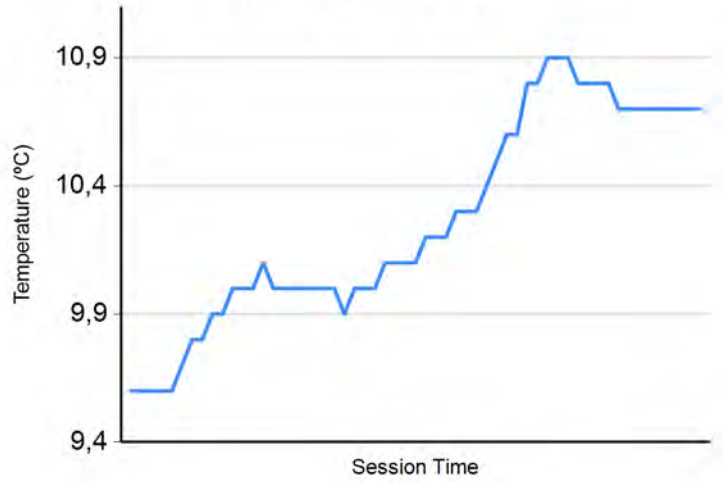
# Spa Francorchamps GT Cup Open Europe Free Practice - 2 Weather Report



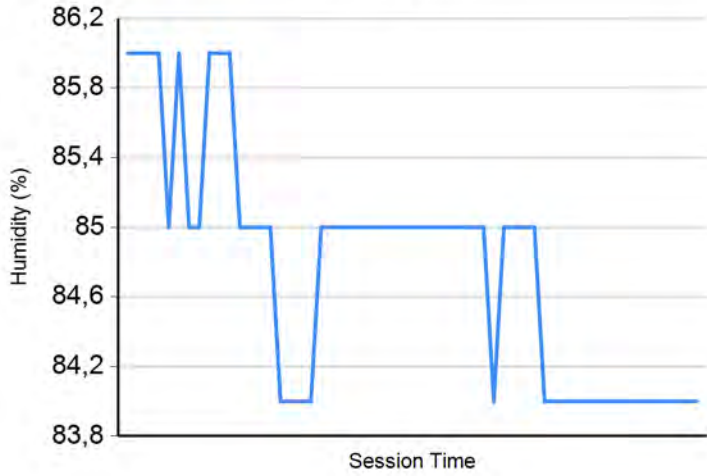
### Air Temperature



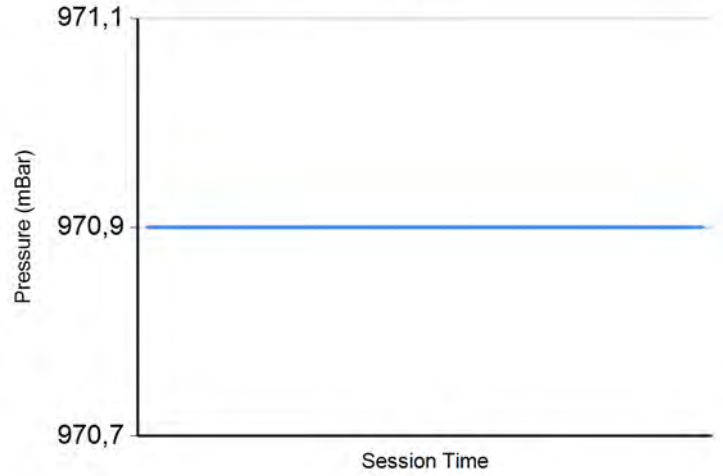
### Track Temperature



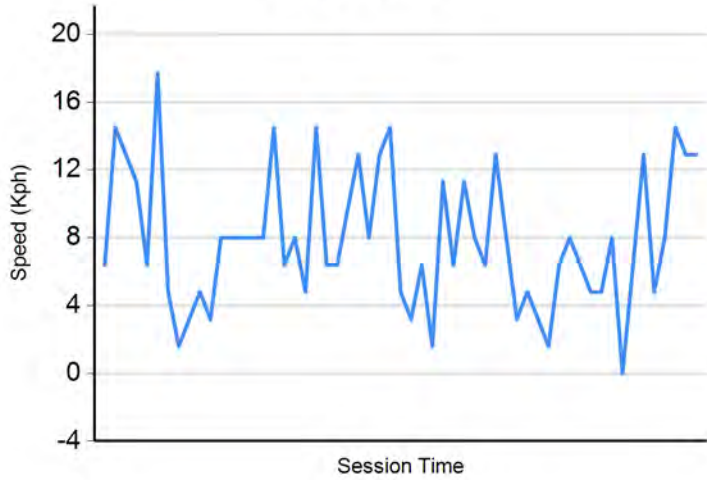
### Humidity



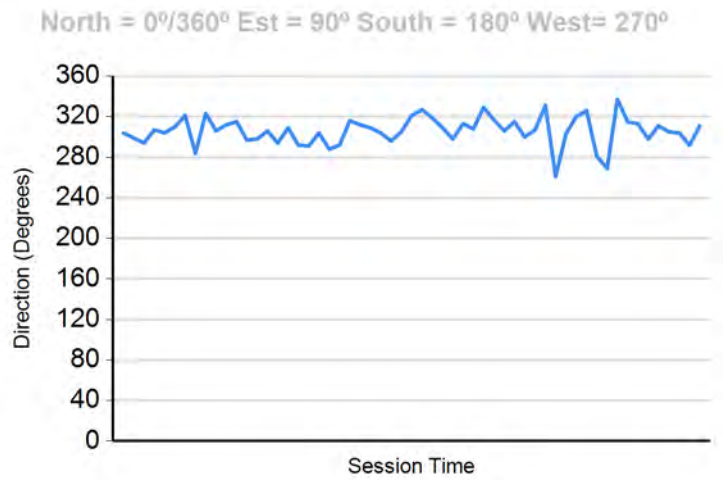
### Pressure

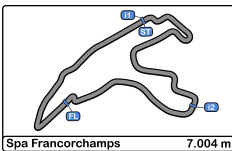


### Wind Speed



### Wind direction






Spa Francorchamps  
 GT Cup Open Europe  
 Free Practice - 1 - 2  
 Combined Results

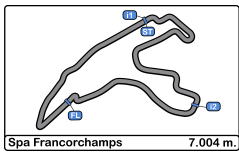


Cls	Nº	Entrant/Team	Nat	Driver 1	Nat	Driver 2	Nat	Vehicle	Cat	Cls	Laps	Free Practice - 1	Free Practice - 2	Best	Gap	Interval	Km/h
1	10	Baporo Motorsport	ESP	Daniel Díaz-Varela	ESP	Manel Cerqueda	AND	Audi R8 LMS	AM	1	32	2:28.067	12 2:29.828	7 2:28.067			170.2
2	51	Ombra Racing	ITA	Aldo Festante	ITA			Porsche 911 GT3 Cup 2018	PROAM	1	18	2:29.497	6 2:28.921	7 2:28.921	0.854	0.854	169.3
3	15	NM Racing Team	ESP	Alberto de Martin	ESP	Rafael Villanueva	ESP	Mercedes AMG GT4 HP 2019	PROAM	2	16	3:27.618	3 2:31.063	9 2:31.063	2.996	2.142	166.9
4	60	Sports and You	PRT	Antonio Coimbra	PRT	Luis Silva	PRT	Mercedes AMG GT4 HP 2019	AM	2	27	2:32.988	17 2:33.720	8 2:32.988	4.921	1.925	164.8
5	19	PROsport Racing	DEU	Rodrigue Gillion	BEL	Nico Verdonck	BEL	Aston Martin Vantage	PROAM	3	8		2:40.989	7 2:40.989	12.922	8.001	156.6

Published at:.....

Stewards:	Race Director:	Timekeeper: 
-----------	----------------	---






**Spa Francorchamps**  
**GT Cup Open Europe**  
**Free Practice - 3**  
**Provisional Results**



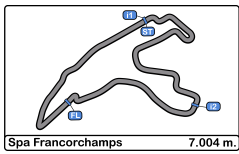
Cls	Nº	Entrant/Team	Nat	Driver 1	Nat	Driver 2	Nat	Vehicle	Cat	Cls	Laps	Best	Time	Gap	Interval	Km/h
1	10	Baporo Motorsport	ESP	Daniel Díaz-Varela	ESP	Manel Cerqueda	AND	Audi R8 LMS	AM	1	15	4	2:29.457			168.7
2	15	NM Racing Team	ESP	Alberto de Martin	ESP	Rafael Villanueva	ESP	Mercedes AMG GT4 HP 2019	PROAM	1	19	4	2:32.614	3.157	3.157	165.2
3	19	PROsport Racing	DEU	Rodrigue Gillion	BEL	Nico Verdonck	BEL	Aston Martin Vantage	PROAM	2	15	13	2:34.104	4.647	1.490	163.6
4	60	Sports and You	PRT	Antonio Coimbra	PRT	Luis Silva	PRT	Mercedes AMG GT4 HP 2019	AM	2	14	13	2:36.405	6.948	2.301	161.2

Published at:.....

Track Temp: 9.9 °C    Air Temp: 8.9 °C    Humidity: 82 %    Track Status: DRY

<b>Stewards:</b>	<b>Race Director:</b>	<b>Timekeeper:</b> 
------------------	-----------------------	--






**Spa Francorchamps**  
**GT Cup Open Europe**  
**Free Practice - 3**  
**Provisional Results by Class**



Cls	Nº	Entrant/Team	Nat	Driver 1	Nat	Driver 2	Nat	Vehicle	Cat	Cls	Laps	Best	Time	Gap	Interval	Km/h
<b>PROAM</b>																
1	15	NM Racing Team	ESP	Alberto de Martin	ESP	Rafael Villanueva	ESP	Mercedes AMG GT4 HP 2019	PROAM	1	19	4	2:32.614			165.2
2	19	PROsport Racing	BEL	Rodrigue Gillion	BEL	Nico Verdonck	BEL	Aston Martin Vantage	PROAM	2	15	13	2:34.104	1.490	1.490	163.6
<b>AM</b>																
1	10	Baporo Motorsport	ESP	Daniel Díaz-Varela	ESP	Manel Cerqueda	AND	Audi R8 LMS	AM	1	15	4	2:29.457			168.7
2	60	Sports and You	PRT	Antonio Coimbra	PRT	Luis Silva	PRT	Mercedes AMG GT4 HP 2019	AM	2	14	13	2:36.405	6.948	6.948	161.2

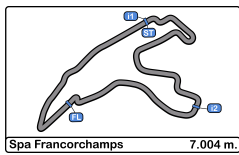
Published at:.....

Track Temp: 9.9 °C    Air Temp: 8.9 °C    Humidity: 82 %    Track Status: DRY

<b>Stewards:</b>	<b>Race Director:</b>	<b>Timekeeper:</b> 
------------------	-----------------------	--







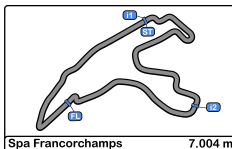
**Spa Francorchamps**  
**GT Cup Open Europe**  
**Free Practice - 3**  
**Lap Analysis**



10							19								
1 Daniel Díaz-Varela			Audi R8 LMS				1 Rodrigue Gillion			Aston Martin Vantage					
AM			Baporo Motorsport				PROAM			PROsport Racing					
2 Manel Cerqueda							2 Nico Verdonck								
Lap	D	Time	Sector 1	Sector 2	Sector 3	T. Spd	Elapsed	Lap	D	Time	Sector 1	Sector 2	Sector 3	T. Spd	Elapsed
1		16:35:38.959	16:33:33.677	1:20.879	44.403	100.0	16:35:38.959	1		16:35:58.378	16:33:44.940	1:27.795	45.643	175.3	16:35:58.378
2		2:35.785	43.725	1:11.990	40.070	248.8	16:38:14.744	2		2:46.607	45.245	1:18.108	43.254	219.9	16:38:44.985
3		2:30.956	42.332	1:09.916	38.708	256.5	16:40:45.700	3		2:39.578	43.896	1:13.879	41.803	225.9	16:41:24.563
4		<u>2:29.457</u>	41.953	1:08.965	38.539	255.3	16:43:15.157	4		2:39.248	43.620	1:13.626	42.002	238.4	16:44:03.811
5		2:39.041 P	42.081	1:09.140	47.820	255.9	16:45:54.198	5		2:39.733	43.732	1:14.377	41.624	233.7	16:46:43.544
6		5:51.041 P	3:32.826	1:12.083	1:06.132	229.2	16:51:45.239	6		2:48.297 P	43.818	1:13.703	50.776	241.0	16:49:31.841
7		8:54.200	7:01.756	1:12.573	39.871	235.2	17:00:39.439	7		8:50.899	4:17.648		9:41.675	221.7	16:58:22.740
8		<del>2:29.826</del>	41.924	1:09.380	<u>38.522</u>	255.3	17:03:09.265	8		2:35.758	42.989		12:17.433	246.0	17:00:58.498
9		<del>2:29.544</del>	<u>41.857</u>	<u>1:08.804</u>	38.883	256.5	17:05:38.809	9		2:37.139	44.109	1:12.490	40.540	243.2	17:03:35.637
10		2:41.059 P	42.015	1:09.937	49.107	254.7	17:08:19.868	10		2:36.468	43.316	1:12.415	40.737	242.6	17:06:12.105
11		5:10.748	3:21.142	1:10.381	39.225	243.2	17:13:30.616	11		2:35.189	42.690	1:12.116	40.383	241.0	17:08:47.294
12		2:38.662 P	42.692	1:09.647	46.323	231.7	17:16:09.278	12		2:34.423	42.733	<u>1:11.371</u>	<u>40.319</u>	245.4	17:11:21.717
13		5:10.226	3:18.159	1:11.907	40.160	227.8	17:21:19.504	13		<u>2:34.104</u>	42.651		3:14.423	248.2	17:13:55.821
14		2:32.285	42.705	1:10.182	39.398	250.0	17:23:51.789	14		2:44.836 P	<u>42.628</u>	1:12.763	49.445	248.8	17:16:40.657
15		3:05.214 P	42.565	1:17.545	1:05.104	248.2	17:26:57.003	15		9:43.685 P	7:12.913	1:19.049	1:11.723	246.0	17:26:24.342

15							60								
1 Alberto de Martin			Mercedes AMG GT4 HP 2019				1 Antonio Coimbra			Mercedes AMG GT4 HP 2019					
PROAM			NM Racing Team				AM			Sports and You					
2 Rafael Villanueva							2 Luis Silva								
Lap	D	Time	Sector 1	Sector 2	Sector 3	T. Spd	Elapsed	Lap	D	Time	Sector 1	Sector 2	Sector 3	T. Spd	Elapsed
1		16:35:24.290	16:33:14.189	1:28.057	42.044	139.5	16:35:24.290	1		16:36:15.444	16:33:38.536	1:41.823	55.085	149.7	16:36:15.444
2		2:43.418	47.445	1:11.067	44.906	183.6	16:38:07.708	2		<del>2:57.445</del>	53.536	1:20.183	43.726	139.5	16:39:12.889
3		2:33.060	43.938	1:09.214	<u>39.908</u>	252.3	16:40:40.768	3		2:45.605	45.403	1:17.319	42.883	222.6	16:41:58.494
4		<u>2:32.614</u>	<u>42.696</u>	<u>1:08.358</u>	41.560	250.5	16:43:13.382	4		2:44.479	45.069	1:15.467	43.943	218.1	16:44:42.973
5		2:44.586 P	45.355	1:10.765	48.466	202.2	16:45:57.968	5		2:41.518	44.936	1:13.931	42.651	233.2	16:47:24.491
6		5:27.653	3:29.477	1:15.191	42.985	222.6	16:51:25.621	6		2:53.398 P	44.741	1:13.362	55.295	228.3	16:50:17.889
7		2:41.557	45.287	1:13.731	42.539	241.0	16:54:07.178	7		6:19.832	4:18.887	1:17.318	43.627	194.5	16:56:37.721
8		2:42.948	44.891	1:15.872	42.185	240.5	16:56:50.126	8		2:41.848	45.272	1:13.827	42.749	213.4	16:59:19.569
9		2:39.750	44.917	1:13.043	41.790	243.7	16:59:29.876	9		2:38.264	43.970	1:12.931	41.363	247.7	17:01:57.833
10		2:40.798	44.726	1:13.379	42.693	238.4	17:02:10.674	10		2:54.217 P	45.620	1:14.197	54.400	243.7	17:04:52.050
11		2:39.095	44.725	1:12.582	41.788	246.5	17:04:49.769	11		12:41.576	10:41.194	1:16.681	43.701	187.8	17:17:33.626
12		2:38.601	44.699	1:12.485	41.417	243.7	17:07:28.370	12		2:38.440	44.560	1:12.586	41.294	245.4	17:20:12.066
13		2:38.609	44.518	1:12.531	41.560	245.4	17:10:06.979	13		<u>2:36.405</u>	<u>43.602</u>	<u>1:11.876</u>	<u>40.927</u>	250.0	17:22:48.471
14		2:38.165	44.879	1:12.334	40.952	242.1	17:12:45.144	14		2:56.916 P	43.871	1:12.653	1:00.392	247.1	17:25:45.387
15		2:37.185	44.320	1:11.842	41.023	245.4	17:15:22.329								
16		2:38.170	43.937	1:13.523	40.710	238.9	17:18:00.499								
17		2:37.021	43.711	1:12.115	41.195	248.2	17:20:37.520								
18		2:35.881	43.446	1:11.353	41.082	238.4	17:23:13.401								
19		4:39.323 P	44.010	1:15.677	2:39.636	248.8	17:27:52.724								



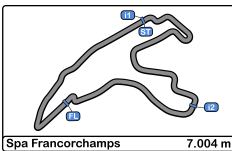


Spa Francorchamps  
 GT Cup Open Europe  
 Free Practice - 3  
 Best Sectors Results



Sector - 1				Sector - 2				Sector - 3				Ideal Lap vs Best Lap					
Clas	Nº	Driver	Time	Nº	Driver	Time	Nº	Driver	Time	Clas	Nº	Driver	Ideal Lap	Best Lap	Clas		
1	10	Díaz-Varela - Cerqueda	41.857	15	de Martin - Villanueva	1:08.358	10	Díaz-Varela - Cerqueda	38.522	1	10	Díaz-Varela - Cerqueda	2:29.183	2:29.457	1		
2	19	Gillion - Verdonck	42.628	10	Díaz-Varela - Cerqueda	1:08.804	15	de Martin - Villanueva	39.908	2	15	de Martin - Villanueva	2:30.962	2:32.614	2		
3	15	de Martin - Villanueva	42.696	19	Gillion - Verdonck	1:11.371	19	Gillion - Verdonck	40.319	3	19	Gillion - Verdonck	2:34.318	2:34.104	3		
4	60	Coimbra - Silva	43.602	60	Coimbra - Silva	1:11.876	60	Coimbra - Silva	40.927	4	60	Coimbra - Silva	2:36.405	2:36.405	4		



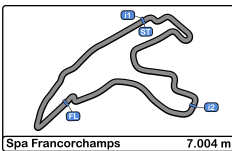


Spa Francorchamps  
 GT Cup Open Europe  
 Free Practice - 3  
 Best 5 Lap Times



Cl	N°	Entrant/Team	Nat	Driver 1	Nat	Status	Driver 2	Nat	Status	Vehicle	Cat	Cl	Best 1		Best 2		Best 3		Best 4		Best 5	
													Time	Lap	Time	Lap	Time	Lap	Time	Lap	Time	Lap
1	10	Baporo Motorsport	ESP	Daniel Díaz-Varela	ESP		Manel Cerqueda	AND		Audi R8 LMS	AM	1	2:29.457	4	2:30.956	3	2:32.285	14	2:35.785	2	2:38.662	12
2	15	NM Racing Team	ESP	Alberto de Martin	ESP		Rafael Villanueva	ESP		Mercedes AMG GT4 HP 2019	PROAM	1	2:32.614	4	2:33.060	3	2:35.881	18	2:37.021	17	2:37.185	15
3	19	PROsport Racing	DEU	Rodrigue Gillion	BEL		Nico Verdonck	BEL		Aston Martin Vantage	PROAM	2	2:34.104	13	2:34.423	12	2:35.189	11	2:35.758	8	2:36.468	10
4	60	Sports and You	PRT	Antonio Coimbra	PRT		Luis Silva	PRT		Mercedes AMG GT4 HP 2019	AM	2	2:36.405	13	2:38.264	9	2:38.440	12	2:41.518	5	2:41.848	8



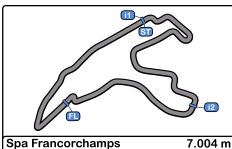


Spa Francorchamps  
 GT Cup Open Europe  
 Free Practice - 3  
 Best 5 Top Speeds



Cl	Nº	Entrant/Team	Nat	Driver 1	Nat	Driver 2	Nat	Vehicle	Cat	Cl	Top 1		Top 2		Top 3		Top 4		Top 5		Avg
											Km/h	Lap	Km/h	Lap	Km/h	Lap	Km/h	Lap	Km/h	Lap	
1	10	Baporo Motorsport	ESP	Daniel Díaz-Varela	ESP	Manel Cerqueda	AND	Audi R8 LMS	AM	1	256.5	3	256.5	9	255.9	5	255.3	4	255.3	8	255.9
2	15	NM Racing Team	ESP	Alberto de Martin	ESP	Rafael Villanueva	ESP	Mercedes AMG GT4 HP 2019	PROAM	1	252.3	3	250.5	4	248.8	19	248.2	17	246.5	11	249.3
3	60	Sports and You	PRT	Antonio Coimbra	PRT	Luis Silva	PRT	Mercedes AMG GT4 HP 2019	AM	2	250.0	13	247.7	9	247.1	14	245.4	12	243.7	10	246.8
4	19	PROsport Racing	DEU	Rodrigue Gillion	BEL	Nico Verdonck	BEL	Aston Martin Vantage	PROAM	2	248.8	14	248.2	13	246.0	8	246.0	15	245.4	12	246.9



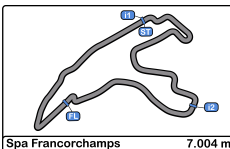


Spa Francorchamps  
 GT Cup Open Europe  
 Free Practice - 3  
**Fastest Laps Sequence**















Lap	Time of Day	Session Time	Nº	Entrant/Team	Nat	Driver 1	Nat	Driver 2	Nat	Vehicle	Cat	Time	Km/h
2	16:38:07.708	8:07.708	15	NM Racing Team		Alberto de Martin		Rafael Villanueva		Mercedes AMG GT4 HP 2019	PROAM	<b>2:43.418</b>	154.2
2	16:38:14.744	8:14.744	10	Baporo Motorsport		Daniel Díaz-Varela		Manel Cerqueda		Audi R8 LMS	AM	<b>2:35.785</b>	161.8
3	16:40:40.768	10:40.768	15	NM Racing Team		Alberto de Martin		Rafael Villanueva		Mercedes AMG GT4 HP 2019	PROAM	<b>2:33.060</b>	164.7
3	16:40:45.700	10:45.700	10	Baporo Motorsport		Daniel Díaz-Varela		Manel Cerqueda		Audi R8 LMS	AM	<b>2:30.956</b>	167.0
4	16:43:15.157	13:15.157	10	Baporo Motorsport		Daniel Díaz-Varela		Manel Cerqueda		Audi R8 LMS	AM	<b>2:29.457</b>	168.7



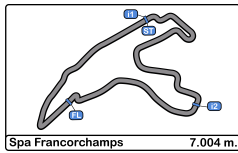


Spa Francorchamps  
 GT Cup Open Europe  
 Free Practice - 3  
 Event Best Maximum Speed



Nº	Entrant/Team	Nat	Driver 1	Nat	Driver 2	Nat	Vehicle	Cat	Km/h	Session
10	Baporo Motorsport	 ESP	Daniel Díaz-Varela	 ESP	Manel Cerqueda	 AND	Audi R8 LMS	AM	259.6	Free Practice - 1
51	Ombra Racing	 ITA	Aldo Festante	 ITA			Porsche 911 GT3 Cup 2018	PROAM	255.9	Free Practice - 1
60	Sports and You	 PRT	Antonio Coimbra	 PRT	Luis Silva	 PRT	Mercedes AMG GT4 HP 2019	AM	254.7	Free Practice - 1
15	NM Racing Team	 ESP	Alberto de Martin	 ESP	Rafael Villanueva	 ESP	Mercedes AMG GT4 HP 2019	PROAM	254.7	Free Practice - 2
19	PROsport Racing	 DEU	Rodrigue Gillion	 BEL	Nico Verdonck	 BEL	Aston Martin Vantage	PROAM	248.8	Free Practice - 3





**Spa Francorchamps**  
**GT Cup Open Europe**  
**Free Practice - 3**  
**Pit Stop Analysis**



**10**

Daniel Díaz-Varela AM Baporo Motorsport

Manel Cerqueda Audi R8 LMS

Nr.	In Day Time	In Time	Out Time	Pit Time	T. Pit Time	Handicap	Penalty
1	16:45:48.704	16:45:48.704	16:48:49.055	3:00.351	3:00.351		
2	16:51:40.058	16:51:40.058	16:58:09.018	6:28.960	9:29.311		
3	17:08:14.757	17:08:14.757	17:11:03.765	2:49.008	12:18.319		
4	17:16:04.169	17:16:04.169	17:18:36.867	2:32.698	14:51.017		

**15**

Alberto de Martin PROAM NM Racing Team

Rafael Villanueva Mercedes AMG GT4 HP 2019

Nr.	In Day Time	In Time	Out Time	Pit Time	T. Pit Time	Handicap	Penalty
1	16:45:52.811	16:45:52.811	16:48:44.044	2:51.233	2:51.233		

**19**

Rodrigue Gillion PROAM PROsport Racing

Nico Verdonck Aston Martin Vantage

Nr.	In Day Time	In Time	Out Time	Pit Time	T. Pit Time	Handicap	Penalty
1	16:49:25.953	16:49:25.953	16:53:08.522	3:42.569	3:42.569		
2	17:16:33.774	17:16:33.774	17:23:16.156	6:42.382	10:24.951		

**60**

Antonio Coimbra AM Sports and You

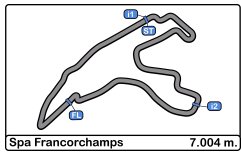
Luis Silva Mercedes AMG GT4 HP 2019

Nr.	In Day Time	In Time	Out Time	Pit Time	T. Pit Time	Handicap	Penalty
1	16:50:12.773	16:50:12.773	16:53:49.379	3:36.606	3:36.606		
2	17:04:45.973	17:04:45.973	17:14:39.741	9:53.768	13:30.374		

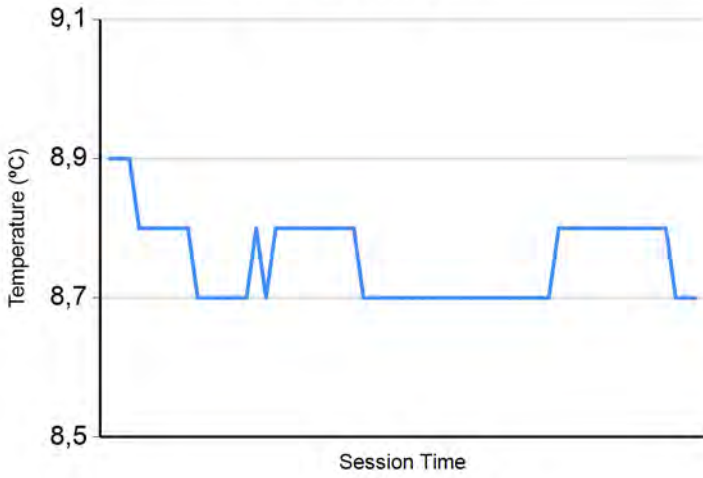


CIRCUIT DE SPA  
FRANCORCHAMPS

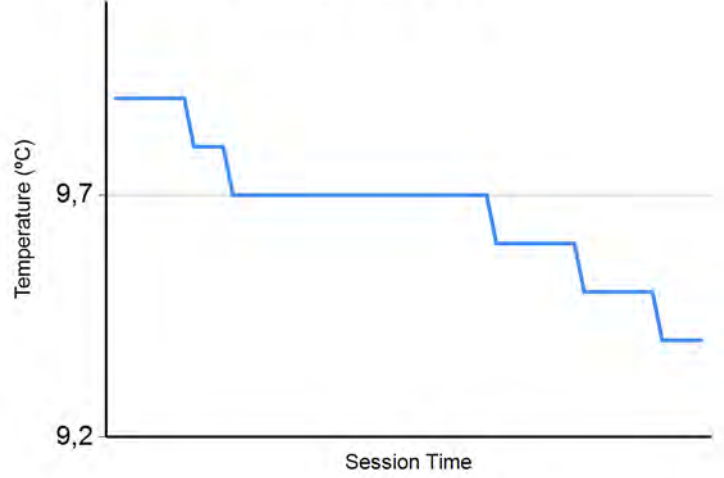




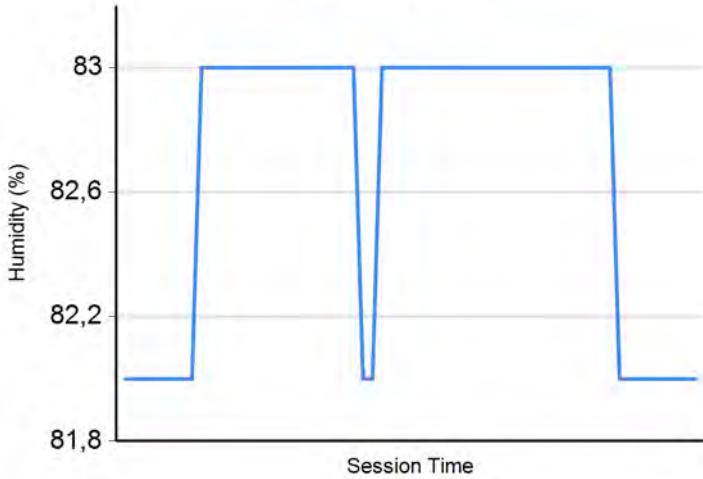
**Air Temperature**



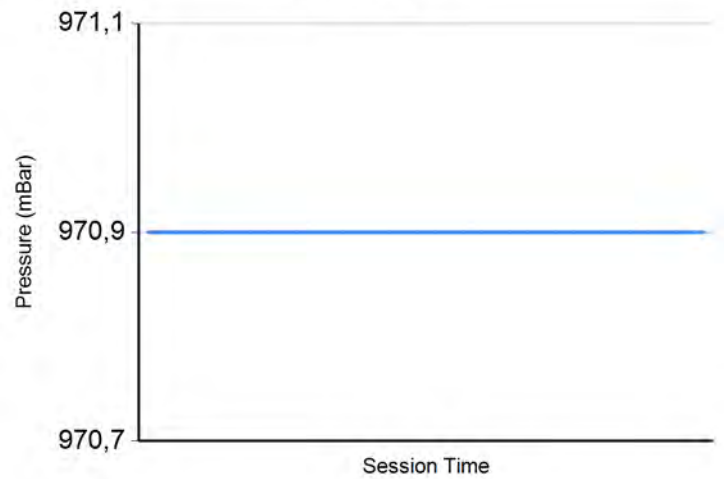
**Track Temperature**



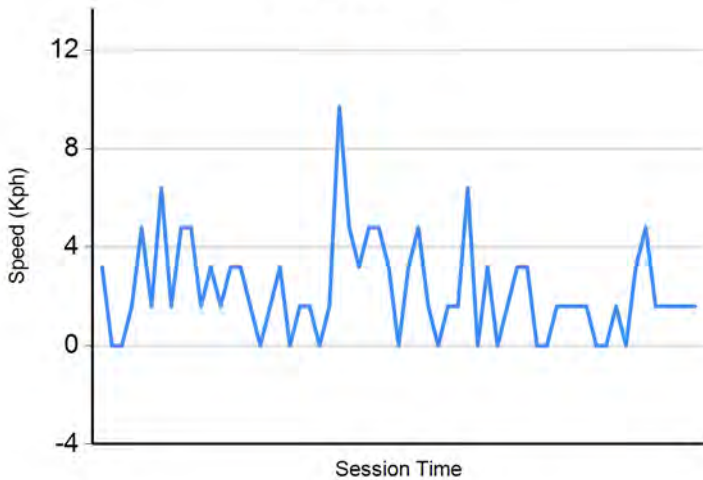
**Humidity**



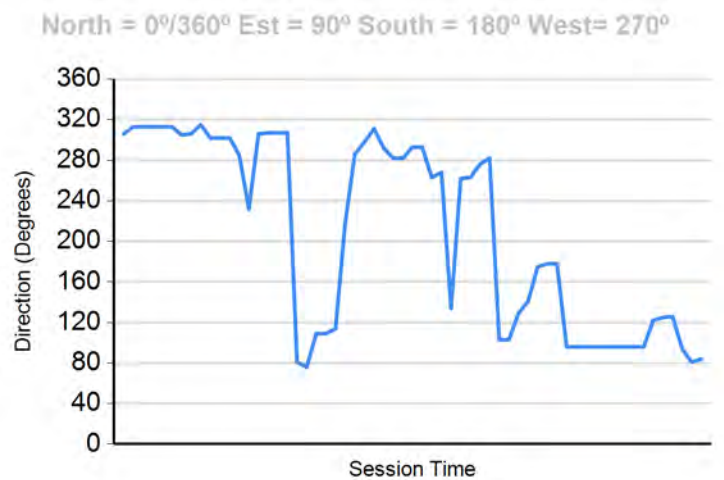
**Pressure**



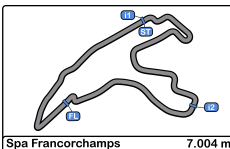
**Wind Speed**



**Wind direction**







Spa Francorchamps  
 GT Cup Open Europe  
 Free Practice - 1 - 2 - 3  
**Combined Results**

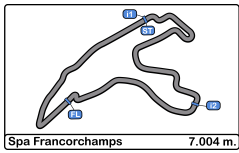


Cls	Nº	Entrant/Team	Nat	Driver 1	Nat	Driver 2	Nat	Vehicle	Cat	Cls	Laps	Free Practice - 1	Free Practice - 2	Free Practice - 3	Best	Gap	Interval	Km/h	
1	10	Baporo Motorsport	ESP	Daniel Díaz-Varela	ESP	Manel Cerqueda	AND	Audi R8 LMS	AM	1	47	2:28.067	12	2:29.828	7	2:29.457	4	2:28.067	170.2
2	51	Ombra Racing	ITA	Aldo Festante	ITA			Porsche 911 GT3 Cup 2018	PROAM	1	18	2:29.497	6	2:28.921	7		0.854	0.854	169.3
3	15	NM Racing Team	ESP	Alberto de Martin	ESP	Rafael Villanueva	ESP	Mercedes AMG GT4 HP 2019	PROAM	2	35	3:27.618	3	2:31.063	9	2:32.614	4	2:31.063	166.9
4	60	Sports and You	PRT	Antonio Coimbra	PRT	Luis Silva	PRT	Mercedes AMG GT4 HP 2019	AM	2	41	2:32.988	17	2:33.720	8	2:36.405	13	2:32.988	164.8
5	19	PROsport Racing	DEU	Rodrigue Gillion	BEL	Nico Verdonck	BEL	Aston Martin Vantage	PROAM	3	23		2:40.989	7	2:34.104	13	2:34.104	163.6	

Published at:.....

Stewards:	Race Director:	Timekeeper:
-----------	----------------	-------------






**Spa Francorchamps**  
**GT Cup Open Europe**  
**Qualifying - 1 Driver - 1**  
**Provisional Results**



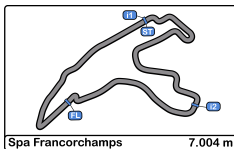
Cls	Nº	Entrant/Team	Nat	Driver 1	Nat	Driver 2	Nat	Vehicle	Cat	Cls	Laps	Best	Time	Gap	Interval	Km/h
1	51	Ombra Racing	ITA	Aldo Festante	ITA			Porsche 911 GT3 Cup 2018	PROAM	1	7	6	2:25.849			172.8
2	10	Baporo Motorsport	ESP	Daniel Díaz-Varela	ESP	<u>Manel Cerqueda</u>	AND	Audi R8 LMS	AM	1	11	11	2:26.017	0.168	0.168	172.6
3	15	NM Racing Team	ESP	Alberto de Martin	ESP	<u>Rafael Villanueva</u>	ESP	Mercedes AMG GT4 HP 2019	PROAM	2	11	11	2:27.733	1.884	1.716	170.6
4	60	Sports and You	PRT	Antonio Coimbra	PRT	<u>Luis Silva</u>	PRT	Mercedes AMG GT4 HP 2019	AM	2	13	12	2:30.676	4.827	2.943	167.3
5	19	PROsport Racing	BEL	Rodrigue Gillion	BEL			Aston Martin Vantage	PROAM	3	7	6	2:33.144	7.295	2.468	164.6

Published at:.....

Track Temp: 7.6 °C    Air Temp: 7.1 °C    Humidity: 81 %    Track Status: DRY

<b>Stewards:</b>	<b>Race Director:</b>	<b>Timekeeper:</b> 
------------------	-----------------------	--





**Spa Francorchamps**  
**GT Cup Open Europe**  
**Qualifying - 1 Driver - 1**  
**Provisional Results by Class**



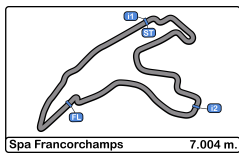
Cls	Nº	Entrant/Team	Nat	Driver 1	Nat	Driver 2	Nat	Vehicle	Cat	Cls	Laps	Best	Time	Gap	Interval	Km/h
<b>PROAM</b>																
1	51	Ombra Racing	ITA	Aldo Festante	ITA			Porsche 911 GT3 Cup 2018	PROAM	1	7	6	2:25.849			172.8
2	15	NM Racing Team	ESP	Alberto de Martin	ESP	Rafael Villanueva	ESP	Mercedes AMG GT4 HP 2019	PROAM	2	11	11	2:27.733	1.884	1.884	170.6
3	19	PROsport Racing	GER	Rodrigue Gillion	BEL			Aston Martin Vantage	PROAM	3	7	6	2:33.144	7.295	5.411	164.6
<b>AM</b>																
1	10	Baporo Motorsport	ESP	Daniel Díaz-Varela	ESP	Manel Cerqueda	AND	Audi R8 LMS	AM	1	11	11	2:26.017			172.6
2	60	Sports and You	PRT	Antonio Coimbra	PRT	Luis Silva	PRT	Mercedes AMG GT4 HP 2019	AM	2	13	12	2:30.676	4.659	4.659	167.3

Published at:.....

Track Temp: 7.6 °C    Air Temp: 7.1 °C    Humidity: 81 %    Track Status: DRY

<b>Stewards:</b>	<b>Race Director:</b>	<b>Timekeeper:</b>
------------------	-----------------------	--------------------





**Spa Francorchamps**  
**GT Cup Open Europe**  
**Qualifying - 1 Driver - 1**  
**Lap Analysis**



**10** 1 Daniel Díaz-Varela Audi R8 LMS **60** 1 Antonio Coimbra Mercedes AMG GT4 HP 2019  
 AM 2 Manel Cerqueda Baporo Motorsport AM 2 Luis Silva Sports and You

Lap	D	Time	Sector 1	Sector 2	Sector 3	T. Spd	Elapsed	Lap	D	Time	Sector 1	Sector 2	Sector 3	T. Spd	Elapsed
1	2	11:12:31.123	11:10:17.602	1:28.949	44.572	133.9	11:12:31.123	1	2	11:09:20.900	11:07:02.016	1:31.465	47.419	145.3	11:09:20.900
2	2	2:38.635	45.548	1:12.766	40.321	197.0	11:15:09.758	2	2	2:48.083	47.621	1:17.304	43.158	229.2	11:12:08.983
3	2	2:36.690	41.853	1:11.527	43.310	254.7	11:17:46.448	3	2	2:38.670	44.159	1:12.519	41.992	226.4	11:14:47.653
4	2	2:28.771	41.496	1:08.920	38.355	256.5	11:20:15.219	4	2	2:32.279	42.944	1:09.504	39.831	248.8	11:17:19.932
5	2	2:33.995	41.337	1:10.844	41.814	255.9	11:22:49.214	5	2	2:31.694	42.963	1:08.892	39.839	250.5	11:19:51.626
6	2	2:27.462	41.020	1:07.869	38.573	258.9	11:25:16.676	6	2	2:40.455	42.374	1:09.315	48.766	246.0	11:22:32.081
7	2	3:50.201 P	56.242	1:23.060	1:30.899	125.1	11:29:06.877	7	2	2:39.756	42.404	1:09.045	48.307	253.5	11:25:11.837
8	2	3:46.008	1:52.931	1:12.029	41.048	185.2	11:32:52.885	8	2	3:47.620 P	50.534	1:23.362	1:33.724	175.8	11:28:59.457
9	2	2:26.246	40.974	1:07.411	37.861	258.3	11:35:19.131	9	2	4:16.421	2:20.923	1:13.899	41.599	233.2	11:33:15.878
10	2	2:26.147	40.836	1:07.056	38.255	258.9	11:37:45.278	10	2	2:34.999	42.934	1:09.878	42.187	251.1	11:35:50.877
11	2	2:26.017	40.802	1:07.097	38.118	258.9	11:40:11.295	11	2	2:30.828	42.589	1:08.688	39.551	253.5	11:38:21.705
12	2		48.445	1:18.696		170.8		12	2	2:30.676	42.380	1:08.748	39.548	252.9	11:40:52.381

**15** 1 Alberto de Martin Mercedes AMG GT4 HP 2019  
 PROAM 2 Rafael Villanueva NM Racing Team

Lap	D	Time	Sector 1	Sector 2	Sector 3	T. Spd	Elapsed
1	2	11:09:29.110	11:07:08.852	1:35.961	44.297	109.8	11:09:29.110
2	2	2:55.636	51.857	1:22.812	40.967	132.6	11:12:24.746
3	2	2:30.232	42.792	1:08.380	39.060	251.7	11:14:54.978
4	2	2:29.328	42.555	1:07.507	39.266	252.3	11:17:24.306
5	2	2:28.489	41.996	1:07.062	39.431	254.7	11:19:52.795
6	2	2:42.672	44.129	1:12.844	45.699	137.7	11:22:35.467
7	2	2:31.118	41.997	1:07.400	41.721	255.9	11:25:06.585
8	2	3:48.397 P	43.443	1:32.743	1:32.211	171.7	11:28:54.982
9	2	7:16.013	5:13.372	1:21.355	41.286	187.8	11:36:10.995
10	2	2:31.637	43.392	1:09.155	39.090	251.7	11:38:42.632
11	2	2:27.733	42.137	1:07.062	38.534	254.1	11:41:10.365
12	2		50.851	1:15.074		174.4	

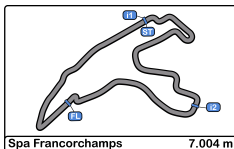
**19** 1 Rodrigue Gillion Aston Martin Vantage  
 PROAM 2 PROsport Racing

Lap	D	Time	Sector 1	Sector 2	Sector 3	T. Spd	Elapsed
1		11:08:34.955	11:06:19.544	1:28.921	46.490	198.5	11:08:34.955
2		2:52.573	46.483	1:18.139	47.951	225.0	11:11:27.528
3		2:42.431	45.302	1:14.586	42.543	234.7	11:14:09.959
4		2:35.119	43.217	1:11.105	40.797	240.0	11:16:45.078
5		2:34.052	42.772	1:11.189	40.091	237.3	11:19:19.130
6		2:33.144	42.572	1:10.634	39.938	247.1	11:21:52.274
7		7:41.572 P	42.545	1:10.916	5:48.111	241.6	11:29:33.846

**51** 1 Aldo Festante Porsche 911 GT3 Cup 2018  
 PROAM 2 Ombra Racing

Lap	D	Time	Sector 1	Sector 2	Sector 3	T. Spd	Elapsed
1		11:09:10.645	11:07:10.032	1:20.115	40.498	170.6	11:09:10.645
2		2:29.596	41.938	1:08.334	39.324	252.3	11:11:40.241
3		2:26.939	41.139	1:06.424	39.376	254.1	11:14:07.180
4		2:32.631	42.380	1:09.737	40.514	252.3	11:16:39.811
5		2:26.364	41.396	1:06.519	38.449	252.9	11:19:06.175
6		2:25.849	41.161	1:06.420	38.268	254.1	11:21:32.024
7		2:37.896 P	41.407	1:06.897	49.592	252.3	11:24:09.920



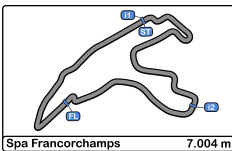


Spa Francorchamps  
 GT Cup Open Europe  
 Qualifying - 1 Driver - 1  
 Best Sectors Results



Sector - 1				Sector - 2				Sector - 3				Ideal Lap vs Best Lap					
Clas	Nº	Driver	Time	Nº	Driver	Time	Nº	Driver	Time	Clas	Nº	Driver	Ideal Lap	Best Lap	Clas		
1	10	Manel Cerqueda	40.802	51	Aldo Festante	1:06.420	10	Manel Cerqueda	37.861	1	10	Manel Cerqueda	2:25.719	2:26.017	2		
2	51	Aldo Festante	41.139	10	Manel Cerqueda	1:07.056	51	Aldo Festante	38.268	2	51	Aldo Festante	2:25.827	2:25.849	1		
3	15	Rafael Villanueva	41.996	15	Rafael Villanueva	1:07.062	15	Rafael Villanueva	38.534	3	15	Rafael Villanueva	2:27.592	2:27.733	3		
4	60	Luis Silva	42.374	60	Luis Silva	1:08.688	60	Luis Silva	39.548	4	60	Luis Silva	2:30.610	2:30.676	4		
5	19	Rodrigue Gillion	42.545	19	Rodrigue Gillion	1:10.634	19	Rodrigue Gillion	39.938	5	19	Rodrigue Gillion	2:33.117	2:33.144	5		



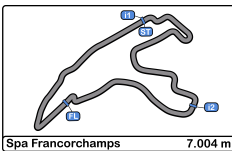


Spa Francorchamps  
 GT Cup Open Europe  
 Qualifying - 1 Driver - 1  
**Best 5 Lap Times**



Cl	N°	Entrant/Team	Nat	Driver 1	Nat	Status	Driver 2	Nat	Status	Vehicle	Cat	Cl	Best 1		Best 2		Best 3		Best 4		Best 5	
													Time	Lap	Time	Lap	Time	Lap	Time	Lap	Time	Lap
1	51	Ombra Racing	ITA	Aldo Festante	ITA					Porsche 911 GT3 Cup 2018	PROAM	1	2:25.849	6	2:26.939	3	2:32.631	4	2:37.896	7		
2	10	Baporo Motorsport	ESP	Daniel Díaz-Varela	ESP		<u>Manel Cerqueda</u>	AND		Audi R8 LMS	AM	1	2:26.017	11	2:26.147	10	2:26.246	9	2:27.462	6	2:28.771	4
3	15	NM Racing Team	ESP	Alberto de Martin	ESP		<u>Rafael Villanueva</u>	ESP		Mercedes AMG GT4 HP 2019	PROAM	2	2:27.733	11	2:28.489	5	2:29.328	4	2:30.232	3	2:31.118	7
4	60	Sports and You	PRT	Antonio Coimbra	PRT		<u>Luis Silva</u>	PRT		Mercedes AMG GT4 HP 2019	AM	2	2:30.676	12	2:30.828	11	2:31.694	5	2:32.279	4	2:34.999	10
5	19	PROsport Racing	DEU	Rodrigue Gillion	BEL					Aston Martin Vantage	PROAM	3	2:33.144	6	2:34.052	5	2:35.119	4	2:42.431	3	2:52.573	2



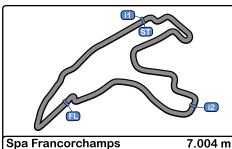


Spa Francorchamps  
 GT Cup Open Europe  
 Qualifying - 1 Driver - 1  
 Best 5 Top Speeds



Cl	Nº	Entrant/Team	Nat	Driver 1	Nat	Driver 2	Nat	Vehicle	Cat	Cl	Top 1		Top 2		Top 3		Top 4		Top 5		Avg
											Km/h	Lap	Km/h	Lap	Km/h	Lap	Km/h	Lap	Km/h	Lap	
1	10	Baporo Motorsport		Daniel Díaz-Varela		Manel Cerqueda		Audi R8 LMS	AM	1	258.9	6	258.9	10	258.9	11	258.3	9	256.5	4	258.3
2	15	NM Racing Team		Alberto de Martin		Rafael Villanueva		Mercedes AMG GT4 HP 2019	PROAM	1	255.9	7	254.7	5	254.1	11	252.3	4	251.7	3	253.7
3	51	Ombra Racing		Aldo Festante				Porsche 911 GT3 Cup 2018	PROAM	2	254.1	3	254.1	6	252.9	5	252.3	2	252.3	4	253.1
4	60	Sports and You		Antonio Coimbra		Luis Silva		Mercedes AMG GT4 HP 2019	AM	2	253.5	7	253.5	11	252.9	12	251.1	10	250.5	5	252.3
5	19	PROsport Racing		Rodrigue Gillion				Aston Martin Vantage	PROAM	3	247.1	6	241.6	7	240.0	4	237.3	5	234.7	3	240.1





Spa Francorchamps  
 GT Cup Open Europe  
 Qualifying - 1 Driver - 1  
**Fastest Laps Sequence**

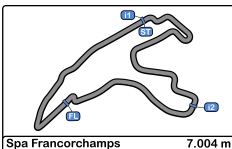


Spa Francorchamps 7.004 m.

Lap	Time of Day	Session Time	Nº	Entrant/Team	Nat	Driver 1	Nat	Driver 2	Nat	Vehicle	Cat	Time	Km/h
2	11:11:27.528	21:27.528	19	PROsport Racing		Rodrigue Gillion				Aston Martin Vantage	PROAM	<b>2:52.573</b>	146.1
2	11:12:08.983	22:08.983	60	Sports and You		Antonio Coimbra		<u>Luis Silva</u>		Mercedes AMG GT4 HP 2019	AM	<b>2:48.083</b>	150.0
3	11:14:07.180	24:07.180	51	Ombra Racing		Aldo Festante				Porsche 911 GT3 Cup 2018	PROAM	<b>2:26.939</b>	171.5
6	11:21:32.024	31:32.024	51	Ombra Racing		Aldo Festante				Porsche 911 GT3 Cup 2018	PROAM	<b>2:25.849</b>	172.8




















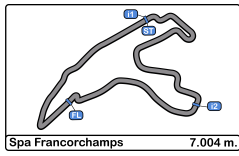
Spa Francorchamps  
 GT Cup Open Europe  
 Qualifying - 1 Driver - 1  
 Event Best Maximum Speed



Spa Francorchamps 7.004 m.

Nº	Entrant/Team	Nat	Driver 1	Nat	Driver 2	Nat	Vehicle	Cat	Km/h	Session
10	Baporo Motorsport	 ESP	Daniel Díaz-Varela	 ESP	Manel Cerqueda	 AND	Audi R8 LMS	AM	259.6	Free Practice - 1
51	Ombra Racing	 ITA	Aldo Festante	 ITA			Porsche 911 GT3 Cup 2018	PROAM	255.9	Free Practice - 1
15	NM Racing Team	 ESP	Alberto de Martin	 ESP	Rafael Villanueva	 ESP	Mercedes AMG GT4 HP 2019	PROAM	255.9	Qualifying - 1 Driver - 1
60	Sports and You	 PRT	Antonio Coimbra	 PRT	Luis Silva	 PRT	Mercedes AMG GT4 HP 2019	AM	254.7	Free Practice - 1
19	PROsport Racing	 DEU	Rodrigue Gillion	 BEL			Aston Martin Vantage	PROAM	248.8	Free Practice - 3





**Spa Francorchamps**  
**GT Cup Open Europe**  
**Qualifying - 1 Driver - 1**  
**Pit Stop Analysis**



10

Daniel Díaz-Varela AM Baporo Motorsport

Manel Cerqueda Audi R8 LMS

Nr.	In Day Time	In Time	Out Time	Pit Time	T. Pit Time	Handicap	Penalty
1	11:28:59.845	11:28:59.845	11:30:18.645	1:18.800	1:18.800		

15

Alberto de Martin PROAM NM Racing Team

Rafael Villanueva Mercedes AMG GT4 HP 2019

Nr.	In Day Time	In Time	Out Time	Pit Time	T. Pit Time	Handicap	Penalty
1	11:28:49.749	11:28:49.749	11:33:16.134	4:26.385	4:26.385		

60

Antonio Coimbra AM Sports and You

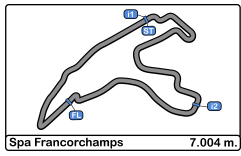
Luis Silva Mercedes AMG GT4 HP 2019

Nr.	In Day Time	In Time	Out Time	Pit Time	T. Pit Time	Handicap	Penalty
1	11:28:54.346	11:28:54.346	11:30:34.942	1:40.596	1:40.596		



CIRCUIT DE SPA  
FRANCORCHAMPS

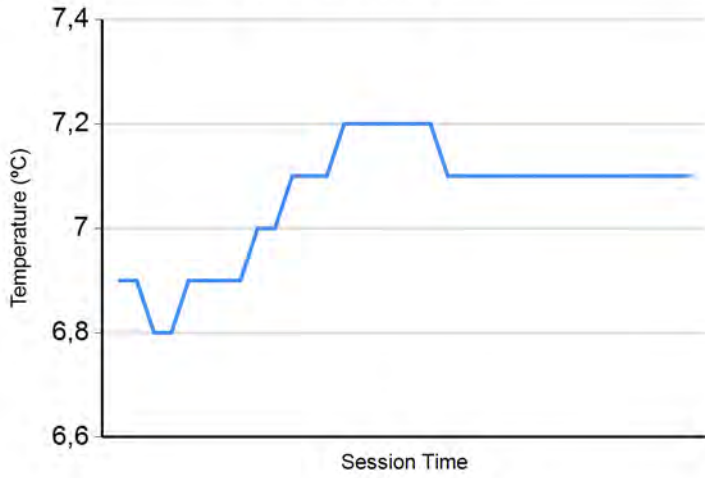




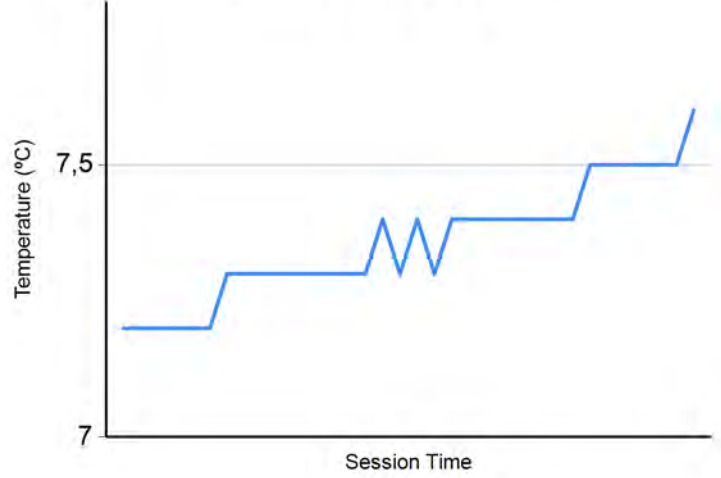
**Spa Francorchamps**  
**GT Cup Open Europe**  
**Qualifying - 1 Driver - 1**  
**Weather Report**



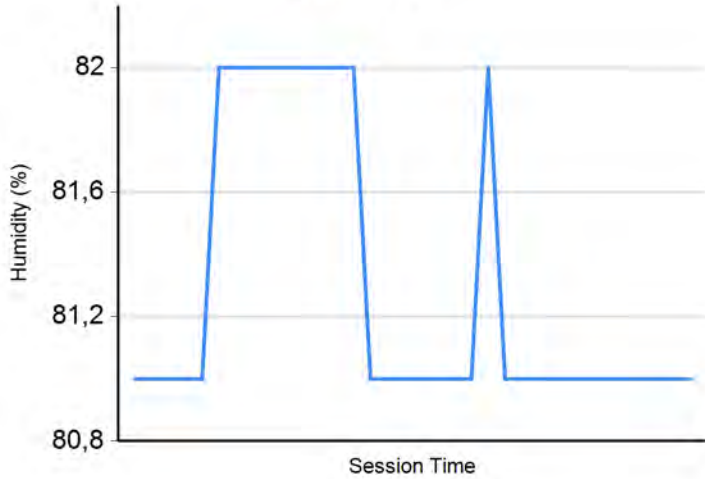
**Air Temperature**



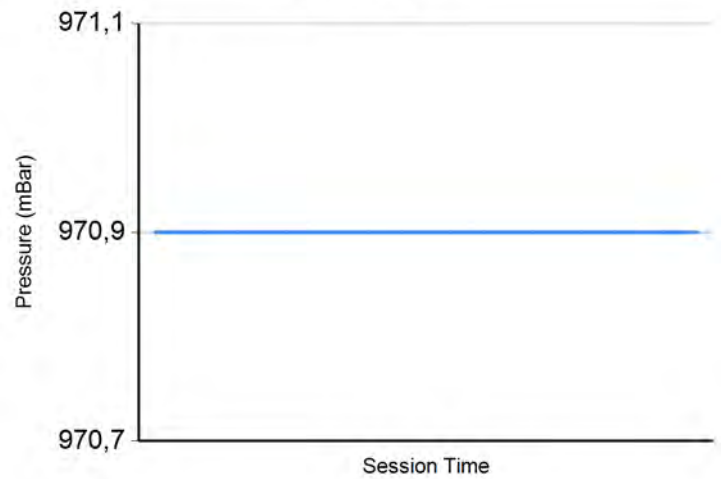
**Track Temperature**



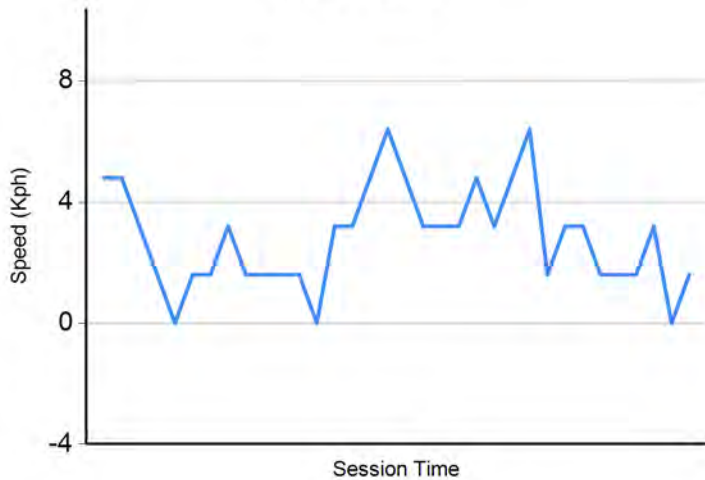
**Humidity**



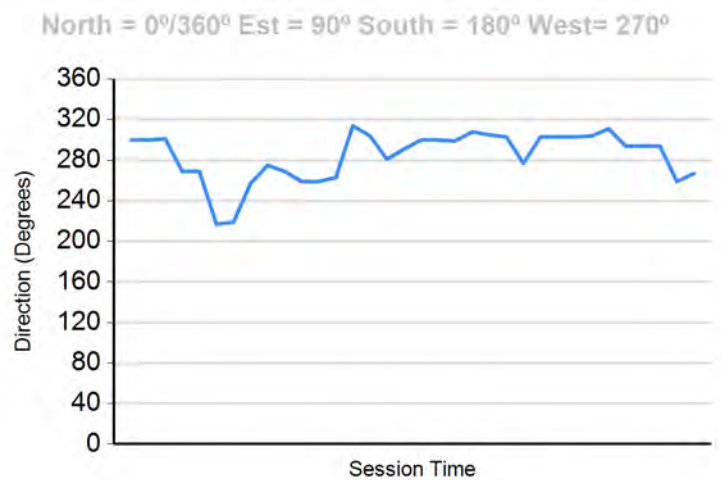
**Pressure**

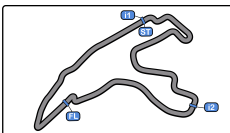


**Wind Speed**



**Wind direction**





Spa Francorchamps  
GT Cup Open Europe  
Race - 1



Provisional Results


Spa Francorchamps 7.004 m.

Cls	Nº	Entrant/Team	Nat	Driver 1	Nat	Driver 2	Nat	Vehicle	Cat	Cl	Laps	Total Time	Gap	Interval	Km/h	Best	Time	Km/h	
1	51	Ombra Racing	ITA	Aldo Festante	ITA			Porsche 911 GT3 Cup 2018	PROAM	1	28	1:12:57.538			161.2	11	2:27.323	171.1	
2	10	Baporo Motorsport	ESP	Daniel Díaz-Varela	ESP	<u>Manel Cerqueda</u>	AND	Audi R8 LMS	AM	1	28	1:13:03.625	6.087	6.087	161.0	10	2:27.545	170.8	
3	60	Sports and You	PRT	Antonio Coimbra	PRT	<u>Luis Silva</u>	PRT	Mercedes AMG GT4 HP 2019	AM	2	27	1:11:49.409	1 Lap	1 Lap	157.9	22	2:30.674	167.3	
4	19	PROsport Racing	DEU	Rodrigue Gillion	BEL			Aston Martin Vantage	PROAM	2	27	1:12:25.546	1 Lap		156.6	9	2:33.720	164.0	
<b>Not classified: (Requirements: 75% of number laps of leader = 21 Laps)</b>																			
	15	NM Racing Team	ESP	Alberto de Martin	ESP	<u>Rafael Villanueva</u>	ESP	Mercedes AMG GT4 HP 2019	PROAM	3	19	51:14.479	9 Laps	8 Laps	155.8	5	2:30.616	167.4	

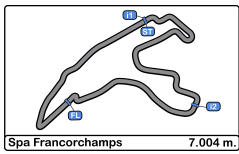
Fastest lap Aldo Festante in 2:27.323 at 171.2 Km/h in lap 11

Published at:.....

Track Temp: 10.2 °C Air Temp: 8.7 °C Humidity: 71 % Track Status: DRY

Stewards:	Race Director:	Timekeeper: 
-----------	----------------	---





**Spa Francorchamps**  
**GT Cup Open Europe**  
**Race - 1**




**Provisional Results by Class**

Cls	Nº	Entrant/Team	Nat	Driver 1	Nat	Driver 2	Nat	Vehicle	Cat	Cl	Laps	Total Time	Gap	Interval	Km/h	Best	Time	Km/h
<b>PROAM</b>																		
1	51	Ombra Racing	ITA	Aldo Festante	ITA			Porsche 911 GT3 Cup 2018	PROAM	1	28	1:12:57.538			161.2	11	2:27.323	171.1
2	19	PROsport Racing	DEU	Rodrigue Gillion	BEL			Aston Martin Vantage	PROAM	2	27	1:12:25.546	1 Lap	1 Lap	156.6	9	2:33.720	164.0
<b>Not classified: (Requirements: 75% of number laps of leader = 21 Laps)</b>																		
	15	NM Racing Team	ESP	Alberto de Martin	ESP	Rafael Villanueva	ESP	Mercedes AMG GT4 HP 2019	PROAM	3	19	51:14.479	9 Laps	8 Laps	155.8	5	2:30.616	167.4
<b>AM</b>																		
1	10	Baporo Motorsport	ESP	Daniel Díaz-Varela	ESP	Manel Cerqueda	AND	Audi R8 LMS	AM	1	28	1:13:03.625			161.0	10	2:27.545	170.8
2	60	Sports and You	PRT	Antonio Coimbra	PRT	Luis Silva	PRT	Mercedes AMG GT4 HP 2019	AM	2	27	1:11:49.409	1 Lap	1 Lap	157.9	22	2:30.674	167.3

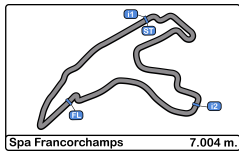
**Fastest lap Aldo Festante in 2:27.323 at 171.2 Km/h in lap 11**

Published at:.....

Track Temp: 10.2 °C    Air Temp: 8.7 °C    Humidity: 71 %    Track Status: DRY

<b>Stewards:</b>	<b>Race Director:</b>	<b>Timekeeper:</b> 
------------------	-----------------------	--





**Spa Francorchamps**  
**GT Cup Open Europe**  
**Race - 1**



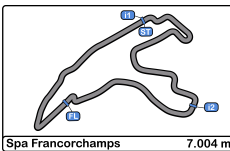
**Provisional Classification by Driver Fastest Lap**

Cl	Nº	Entrant/Team	Nat	Vehicle	Driver	Nat	Cat	Cl	Laps	Best	Time	Gap	Interval	Km/h
1	51	Ombra Racing	ITA	Porsche 911 GT3 Cup 2018	Aldo Festante	ITA	PROAM	1	28	11	2:27.323			171.1
2	10	Baporo Motorsport	ESP	Audi R8 LMS	Manel Cerqueda	AND	AM	1	16	10	2:27.545	0.222	0.222	170.8
3	15	NM Racing Team	ESP	Mercedes AMG GT4 HP 2019	Rafael Villanueva	ESP	PROAM	2	15	5	2:30.616	3.293	3.071	167.4
4	60	Sports and You	PRT	Mercedes AMG GT4 HP 2019	Antonio Coimbra	PRT	AM	2	16	11	2:30.674	3.351	0.058	167.3
5	10	Baporo Motorsport	ESP	Audi R8 LMS	Daniel Díaz-Varela	ESP	AM	3	12	9	2:31.291	3.968	0.617	166.6
6	60	Sports and You	PRT	Mercedes AMG GT4 HP 2019	Luis Silva	PRT	AM	4	11	6	2:33.308	5.985	2.017	164.4
7	19	PROsport Racing	DEU	Aston Martin Vantage	Rodrigue Gillion	BEL	PROAM	3	27	9	2:33.720	6.397	0.412	164.0
8	15	NM Racing Team	ESP	Mercedes AMG GT4 HP 2019	Alberto de Martin	ESP	PROAM	4	4	2	2:37.877	10.554	4.157	159.7



CIRCUIT DE SPA  
FRANCORCHAMPS





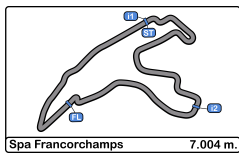
Spa Francorchamps  
GT Cup Open Europe  
Race - 1



Distance and Speed Average

Cls	Nº	Entrant/Team	Nat	Driver 1	Nat	Driver 2	Nat	Vehicle	Cat	Cls	Laps	Distance	Total Time	Km/h
1	51	Ombra Racing	ITA	Aldo Festante	ITA			Porsche 911 GT3 Cup 2018	PROAM	1	28	196.11	1:12:57.538	161.2
2	10	Baporo Motorsport	ESP	Daniel Díaz-Varela	ESP	<u>Manel Cerqueda</u>	AND	Audi R8 LMS	AM	1	28	196.11	1:13:03.625	161.0
3	60	Sports and You	PRT	Antonio Coimbra	PRT	<u>Luis Silva</u>	PRT	Mercedes AMG GT4 HP 2019	AM	2	27	189.10	1:11:49.409	157.9
4	19	PROsport Racing	DEU	Rodrigue Gillion	BEL			Aston Martin Vantage	PROAM	2	27	189.10	1:12:25.546	156.6
<b>Not classified: (Requirements: 75% of number laps of leader = 21 Laps)</b>														
	15	NM Racing Team	ESP	Alberto de Martin	ESP	<u>Rafael Villanueva</u>	ESP	Mercedes AMG GT4 HP 2019	PROAM	3	19	133.07	51:14.479	155.8





**Spa Francorchamps**  
**GT Cup Open Europe**  
**Race - 1**  
**Lap Analysis**

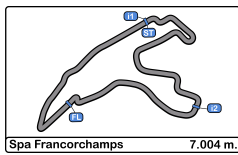


10							19								
1 Daniel Díaz-Varela			Audi R8 LMS				1 Rodrigue Gillion			Aston Martin Vantage					
AM 2 Manel Cerqueda			Baporo Motorsport				PROAM 2			PROsport Racing					
Lap	D	Time	Sector 1	Sector 2	Sector 3	T. Spd	Elapsed	Lap	D	Time	Sector 1	Sector 2	Sector 3	T. Spd	Elapsed
1	2	2:36.005	46.710	1:10.123	39.172	254.7	2:36.005	1	2:44.178	49.681	1:13.436	41.061	240.5	2:44.178	
2	2	2:30.244	42.132	1:09.349	38.763	254.1	5:06.249	2	2:36.523	43.169	1:12.627	40.727	234.7	5:20.701	
3	2	2:29.753	42.029	1:09.079	38.645	255.3	7:36.002	3	2:35.970	43.207	1:12.198	40.565	229.7	7:56.671	
4	2	2:28.625	41.863	1:08.478	38.284	254.7	10:04.627	4	2:35.205	43.169	1:11.650	40.386	238.9	10:31.876	
5	2	2:28.430	41.347	1:08.596	38.487	255.9	12:33.057	5	2:35.032	43.231	1:11.251	40.550	241.0	13:06.908	
6	2	2:28.578	41.420	1:08.479	38.679	255.9	15:01.635	6	2:34.410	42.924	1:11.240	40.246	241.6	15:41.318	
7	2	2:27.993	41.481	1:08.356	38.156	254.7	17:29.628	7	2:33.983	42.809	1:10.883	40.291	243.7	18:15.301	
8	2	2:28.332	41.508	1:08.352	38.472	255.9	19:57.960	8	2:34.077	42.730	1:10.833	40.514	241.0	20:49.378	
9	2	2:27.873	41.469	1:08.135	38.269	254.7	22:25.833	9	2:33.720	42.613	1:10.934	40.173	239.4	23:23.098	
10	2	2:27.545	41.314	1:07.923	38.308	255.9	24:53.378	10	2:34.471	42.544	1:11.465	40.462	245.4	25:57.569	
11	2	2:27.653	41.259	1:08.098	38.296	257.1	27:21.031	11	2:35.492	43.144	1:11.037	41.311	241.6	28:33.061	
12	2	2:28.222	41.650	1:08.093	38.479	255.3	29:49.253	12	2:33.825	42.728	1:10.989	40.108	247.1	31:06.886	
13	2	2:30.189	41.484	1:09.633	39.072	254.7	32:19.442	13	2:43.499 P	42.885	1:10.960	49.654	247.1	33:50.385	
14	2	2:28.885	41.199	1:09.071	38.615	257.7	34:48.327	14	5:00.725	3:09.020	1:11.259	40.446	248.2	38:51.110	
15	2	2:28.939	41.252	1:09.079	38.608	258.3	37:17.266	15	2:34.701	42.604	1:11.671	40.426	251.7	41:25.811	
16	2	2:37.691 P	41.828	1:09.124	46.739	255.9	39:54.957	16	2:34.053	42.516	1:11.297	40.240	248.8	43:59.864	
17	1	5:14.269	3:23.939	1:10.642	39.688	244.8	45:09.226	17	2:35.225	42.938	1:11.645	40.642	240.5	46:35.089	
18	1	2:32.664	42.531	1:10.014	40.119	249.4	47:41.890	18	2:34.564	42.931	1:11.205	40.428	243.7	49:09.653	
19	1	2:31.992	42.503	1:09.555	39.934	253.5	50:13.882	19	2:34.399	42.532	1:11.198	40.669	250.0	51:44.052	
20	1	2:32.861	42.523	1:10.450	39.888	244.3	52:46.743	20	2:34.975	42.986	1:11.710	40.279	236.3	54:19.027	
21	1	2:32.600	42.228	1:10.051	40.321	252.9	55:19.343	21	2:35.135	42.994	1:11.909	40.232	241.0	56:54.162	
22	1	2:32.069	42.968	1:09.781	39.320	254.1	57:51.412	22	2:35.177	42.663	1:11.519	40.995	243.2	59:29.339	
23	1	2:32.228	42.462	1:09.899	39.867	252.9	1:00:23.640	23	2:34.496	42.693	1:11.450	40.353	246.0	1:02:03.835	
24	1	2:32.652	42.771	1:10.409	39.472	251.7	1:02:56.292	24	2:34.130	42.584	1:11.473	40.073	239.4	1:04:37.965	
25	1	2:31.291	41.925	1:09.890	39.476	253.5	1:05:27.583	25	2:36.762	43.002	1:13.003	40.757	251.1	1:07:14.727	
26	1	2:31.562	42.045	1:09.962	39.555	253.5	1:07:59.145	26	2:35.782	43.250	1:11.974	40.558	244.3	1:09:50.509	
27	1	2:32.021	42.749	1:09.623	39.649	251.7	1:10:31.166	27	2:35.037	42.670	1:11.836	40.531	234.2	1:12:25.546	
28	1	2:32.459	42.364	1:09.943	40.152	252.3	1:13:03.625								

15							
1 Alberto de Martin			Mercedes AMG GT4 HP 2019				
PROAM 2 Rafael Villanueva			NM Racing Team				
Lap	D	Time	Sector 1	Sector 2	Sector 3	T. Spd	Elapsed
1	2	2:40.494	48.221	1:11.885	40.388	239.4	2:40.494
2	2	2:31.057	42.882	1:08.840	39.335	251.7	5:11.551
3	2	2:31.122	42.704	1:08.802	39.616	253.5	7:42.673
4	2	2:31.035	42.562	1:08.851	39.622	252.9	10:13.708
5	2	2:30.616	42.684	1:08.328	39.604	252.9	12:44.324
6	2	2:30.821	42.622	1:08.762	39.437	252.3	15:15.145
7	2	2:30.926	42.598	1:08.700	39.628	252.9	17:46.071
8	2	2:31.227	42.781	1:08.713	39.733	249.4	20:17.298
9	2	2:30.997	42.481	1:08.692	39.824	252.3	22:48.295
10	2	2:30.682	42.601	1:08.649	39.432	252.9	25:18.977
11	2	2:34.841	43.034	1:12.170	39.637	198.8	27:53.818
12	2	2:30.909	42.384	1:08.529	39.996	251.1	30:24.727
13	2	2:31.180	42.537	1:08.848	39.795	252.9	32:55.907
14	2	2:32.003	42.319	1:10.023	39.661	254.1	35:27.910
15	2	2:37.898 P	42.559	1:08.764	46.575	251.1	38:05.808
16	1	5:11.847	3:16.342	1:13.731	41.774	223.6	43:17.655
17	1	2:37.877	43.833	1:11.915	42.129	247.7	45:55.532
18	1	2:39.399	44.393	1:12.996	42.010	227.3	48:34.931
19	1	2:39.548	44.390	1:13.457	41.701	243.7	51:14.479
20	1		44.281			238.9	





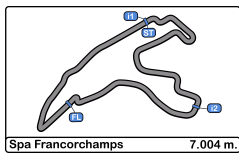


**Spa Francorchamps**  
**GT Cup Open Europe**  
**Race - 1**  
**Lap Analysis**



51							60								
1 Aldo Festante							1 Antonio Coimbra								
Porsche 911 GT3 Cup 2018							Mercedes AMG GT4 HP 2019								
PROAM		2		Ombra Racing			AM		2 Luis Silva		Sports and You				
Lap	D	Time	Sector 1	Sector 2	Sector 3	T. Spd	Elapsed	Lap	D	Time	Sector 1	Sector 2	Sector 3	T. Spd	Elapsed
1		2:36.551	47.048	1:09.998	39.505	248.2	2:36.551	1	2	2:41.677	48.020	1:11.831	41.826	254.1	2:41.677
2		2:30.119	41.979	1:09.240	38.900	252.9	5:06.670	2	2	2:36.144	43.669	1:11.847	40.628	252.9	5:17.821
3		2:30.009	41.774	1:09.267	38.968	253.5	7:36.679	3	2	2:34.629	43.199	1:10.454	40.976	251.1	7:52.450
4		2:28.800	41.634	1:08.400	38.766	254.1	10:05.479	4	2	2:34.490	43.319	1:10.585	40.586	250.5	10:26.940
5		2:28.236	41.565	1:07.921	38.750	254.1	12:33.715	5	2	2:33.607	42.966	1:10.195	40.446	250.5	13:00.547
6		2:28.470	41.862	1:07.656	38.952	254.1	15:02.185	6	2	2:33.308	42.885	1:10.160	40.263	250.0	15:33.855
7		2:28.389	41.418	1:08.174	38.797	254.1	17:30.574	7	2	2:34.041	43.479	1:10.334	40.228	250.0	18:07.896
8		2:28.124	41.487	1:07.846	38.791	254.7	19:58.698	8	2	2:33.372	43.049	1:09.880	40.443	251.1	20:41.268
9		2:28.330	41.647	1:07.745	38.938	253.5	22:27.028	9	2	2:38.301	42.823	1:14.752	40.726	250.0	23:19.569
10		2:27.385	41.431	1:07.539	38.415	254.7	24:54.413	10	2	2:34.203	43.014	1:10.909	40.280	245.4	25:53.772
11		2:27.323	41.393	1:07.470	38.460	255.3	27:21.736	11	2	2:44.016 P	43.137	1:12.913	47.966	253.5	28:37.788
12		2:35.786 P	41.462	1:08.508	45.816	254.7	29:57.522	12	1	5:04.683	3:13.664	1:10.417	40.602	244.3	33:42.471
13		5:14.804	3:27.793	1:08.040	38.971	248.8	35:12.326	13	1	2:33.252	42.640	1:10.494	40.118	251.1	36:15.723
14		2:28.506	41.921	1:07.710	38.875	250.0	37:40.832	14	1	2:32.516	43.074	1:09.700	39.742	250.0	38:48.239
15		2:29.588	41.587	1:09.129	38.872	252.3	40:10.420	15	1	2:32.358	42.571	1:10.264	39.523	252.3	41:20.597
16		2:29.177	41.936	1:08.168	39.073	251.1	42:39.597	16	1	2:31.913	42.471	1:09.945	39.497	248.2	43:52.510
17		2:30.024	41.580	1:08.639	39.805	254.1	45:09.621	17	1	2:32.762	42.628	1:09.545	40.589	252.3	46:25.272
18		2:32.702	42.396	1:10.099	40.207	249.4	47:42.323	18	1	2:31.745	42.491	1:09.566	39.688	253.5	48:57.017
19		2:31.631	42.262	1:09.635	39.734	248.8	50:13.954	19	1	2:31.095	42.522	1:09.084	39.489	252.3	51:28.112
20		2:33.025	42.889	1:10.284	39.852	237.8	52:46.979	20	1	2:32.010	42.480	1:09.839	39.691	252.9	54:00.122
21		2:32.499	42.190	1:10.435	39.874	246.0	55:19.478	21	1	2:31.267	42.432	1:09.433	39.402	251.7	56:31.389
22		2:29.625	42.013	1:08.322	39.290	254.1	57:49.103	22	1	2:30.674	42.321	1:08.911	39.442	252.9	59:02.063
23		2:31.817	42.231	1:10.201	39.385	251.1	1:00:20.920	23	1	2:32.844	42.471	1:10.661	39.712	252.3	1:01:34.907
24		2:31.287	42.009	1:09.914	39.364	251.7	1:02:52.207	24	1	2:35.406	44.583	1:09.953	40.870	254.1	1:04:10.313
25		2:31.352	42.365	1:09.317	39.670	250.5	1:05:23.559	25	1	2:33.940	42.470	1:11.319	40.151	255.3	1:06:44.253
26		2:29.941	42.106	1:08.814	39.021	251.7	1:07:53.500	26	1	2:32.870	42.712	1:10.461	39.697	251.7	1:09:17.123
27		2:31.249	42.053	1:09.610	39.586	250.0	1:10:24.749	27	1	2:32.286	42.256	1:10.067	39.963	254.1	1:11:49.409
28		2:32.789	42.404	1:10.184	40.201	248.2	1:12:57.538								





**Spa Francorchamps**  
**GT Cup Open Europe**  
**Race - 1**



**Analysis by Lap**

Num	Lap Time	Gap
-----	----------	-----

**Lap 1**

10	2:36.005	
51	2:36.551	00.546
15	2:40.494	04.489
60	2:41.677	05.672
19	2:44.178	08.173

Num	Lap Time	Gap
-----	----------	-----

**Lap 2**

10	2:30.244	
51	2:30.119	00.421
15	2:31.057	05.302
60	2:36.144	11.572
19	2:36.523	14.452

Num	Lap Time	Gap
-----	----------	-----

**Lap 3**

10	2:29.753	
51	2:30.009	00.677
15	2:31.122	06.671
60	2:34.629	16.448
19	2:35.970	20.669

Num	Lap Time	Gap
-----	----------	-----

**Lap 4**

10	2:28.625	
51	2:28.800	00.852
15	2:31.035	09.081
60	2:34.490	22.313
19	2:35.205	27.249

Num	Lap Time	Gap
-----	----------	-----

**Lap 5**

10	2:28.430	
51	2:28.236	00.658
15	2:30.616	11.267
60	2:33.607	27.490
19	2:35.032	33.851

Num	Lap Time	Gap
-----	----------	-----

**Lap 6**

10	2:28.578	
51	2:28.470	00.550
15	2:30.821	13.510
60	2:33.308	32.220

Num	Lap Time	Gap
-----	----------	-----

19	2:34.410	39.683
----	----------	--------

Num	Lap Time	Gap
-----	----------	-----

**Lap 7**

10	2:27.993	
51	2:28.389	00.946
15	2:30.926	16.443
60	2:34.041	38.268
19	2:33.983	45.673

Num	Lap Time	Gap
-----	----------	-----

**Lap 8**

10	2:28.332	
51	2:28.124	00.738
15	2:31.227	19.338
60	2:33.372	43.308
19	2:34.077	51.418

Num	Lap Time	Gap
-----	----------	-----

**Lap 9**

10	2:27.873	
51	2:28.330	01.195
15	2:30.997	22.462
60	2:38.301	53.736
19	2:33.720	57.265

Num	Lap Time	Gap
-----	----------	-----

**Lap 10**

10	2:27.545	
51	2:27.385	01.035
15	2:30.682	25.599
60	2:34.203	1:00.394
19	2:34.471	1:04.191

Num	Lap Time	Gap
-----	----------	-----

**Lap 11**

10	2:27.653	
51	2:27.323	00.705
15	2:34.841	32.787
19	2:35.492	1:12.030
60	2:44.016	1:16.757

Num	Lap Time	Gap
-----	----------	-----

**Lap 12**

10	2:28.222	
51	2:35.786	08.269

Num	Lap Time	Gap
-----	----------	-----

15	2:30.909	35.474
----	----------	--------

19	2:33.825	1:17.633
----	----------	----------

Num	Lap Time	Gap
-----	----------	-----

**Lap 13**

10	2:30.189	
15	2:31.180	36.465
60	5:04.683	1 Lap
19	2:43.499	1:30.943

Num	Lap Time	Gap
-----	----------	-----

**Lap 14**

10	2:28.885	
51	5:14.804	1 Lap
15	2:32.003	39.583
60	2:33.252	1 Lap

Num	Lap Time	Gap
-----	----------	-----

**Lap 15**

10	2:28.939	
51	2:28.506	1 Lap
15	2:37.898	48.542
60	2:32.516	1 Lap
19	5:00.725	1 Lap

Num	Lap Time	Gap
-----	----------	-----

**Lap 16**

10	2:37.691	
51	2:29.588	1 Lap
60	2:32.358	1 Lap
19	2:34.701	1 Lap
51	2:29.177	2:44.640
15	5:11.847	3:22.698

60	2:31.913	3:57.553
19	2:34.053	4:04.907

Num	Lap Time	Gap
-----	----------	-----

**Lap 17**

10	5:14.269	
51	2:30.024	00.395
15	2:37.877	46.306
60	2:32.762	1:16.046
19	2:35.225	1:25.863

Num	Lap Time	Gap
-----	----------	-----

**Lap 18**

10	2:32.664	
51	2:32.702	00.433
15	2:39.399	53.041
60	2:31.745	1:15.127
19	2:34.564	1:27.763

Num	Lap Time	Gap
-----	----------	-----

**Lap 19**

10	2:31.992	
51	2:31.631	00.072
15	2:39.548	1:00.597
60	2:31.095	1:14.230
19	2:34.399	1:30.170

Num	Lap Time	Gap
-----	----------	-----

**Lap 20**

10	2:32.861	
51	2:33.025	00.236
60	2:32.010	1:13.379
19	2:34.975	1:32.284

Num	Lap Time	Gap
-----	----------	-----

**Lap 21**

10	2:32.600	
51	2:32.499	00.135
60	2:31.267	1:12.046
19	2:35.135	1:34.819

Num	Lap Time	Gap
-----	----------	-----

**Lap 22**

51	2:29.625	
10	2:32.069	02.309
60	2:30.674	1:12.960
19	2:35.177	1:40.236

Num	Lap Time	Gap
-----	----------	-----

**Lap 23**

51	2:31.817	
10	2:32.228	02.720
60	2:32.844	1:13.987
19	2:34.496	1:42.915

Num	Lap Time	Gap
-----	----------	-----

**Lap 24**

51	2:31.287	
10	2:32.652	04.085
60	2:35.406	1:18.106
19	2:34.130	1:45.758

Num	Lap Time	Gap
-----	----------	-----

**Lap 25**

51	2:31.352	
10	2:31.291	04.024
60	2:33.940	1:20.694
19	2:36.762	1:51.168

Num	Lap Time	Gap
-----	----------	-----

**Lap 26**

51	2:29.941	
10	2:31.562	05.645
60	2:32.870	1:23.623
19	2:35.782	1:57.009

Num	Lap Time	Gap
-----	----------	-----

**Lap 27**

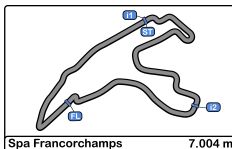
51	2:31.249	
10	2:32.021	06.417
60	2:32.286	1:24.660
19	2:35.037	2:00.797

Num	Lap Time	Gap
-----	----------	-----

**Lap 28**

51	2:32.789	
10	2:32.459	06.087



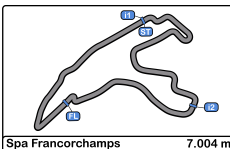


Spa Francorchamps  
GT Cup Open Europe  
Race - 1  
Best Sectors Results




Sector - 1				Sector - 2				Sector - 3				Ideal Lap vs Best Lap				
Clas	Nº	Driver	Time	Nº	Driver	Time	Nº	Driver	Time	Clas	Nº	Driver	Ideal Lap	Best Lap	Clas	
1	10	Díaz-Varela - Cerqueda	41.199	51	Aldo Festante	1:07.470	10	Díaz-Varela - Cerqueda	38.156	1	51	Aldo Festante	2:27.278	2:27.323	1	
2	51	Aldo Festante	41.393	10	Díaz-Varela - Cerqueda	1:07.923	51	Aldo Festante	38.415	2	10	Díaz-Varela - Cerqueda	2:27.278	2:27.545	2	
3	60	Coimbra - Silva	42.256	15	de Martin - Villanueva	1:08.328	15	de Martin - Villanueva	39.335	3	15	de Martin - Villanueva	2:29.982	2:30.616	3	
4	15	de Martin - Villanueva	42.319	60	Coimbra - Silva	1:08.911	60	Coimbra - Silva	39.402	4	60	Coimbra - Silva	2:30.569	2:30.674	4	
5	19	Rodrigue Gillion	42.516	19	Rodrigue Gillion	1:10.833	19	Rodrigue Gillion	40.073	5	19	Rodrigue Gillion	2:33.422	2:33.720	5	



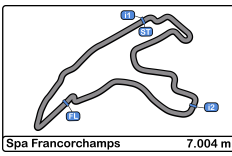


Spa Francorchamps  
 GT Cup Open Europe  
 Race - 1  
 Leader Sequence



Nº	Entrant/Team	Nat	Driver 1	Nat	Driver 2	Nat	Vehicle	Cat	Start Lap	End Lap	Laps	Total Laps
10	Baporo Motorsport	 ESP	Daniel Díaz-Varela	 ESP	<u>Manel Cerqueda</u>	 AND	Audi R8 LMS	AM	1	21	21	21
51	Ombra Racing	 ITA	Aldo Festante	 ITA			Porsche 911 GT3 Cup 2018	PROAM	22	28	7	7



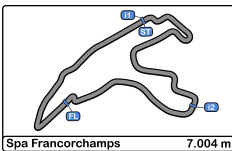


Spa Francorchamps  
GT Cup Open Europe  
Race - 1  
Best 5 Lap Times



Cl	N°	Entrant/Team	Nat	Driver 1	Nat	Status	Driver 2	Nat	Status	Vehicle	Cat	Cl	Best 1		Best 2		Best 3		Best 4		Best 5	
													Time	Lap	Time	Lap	Time	Lap	Time	Lap	Time	Lap
1	51	Ombra Racing	ITA	Aldo Festante	ITA					Porsche 911 GT3 Cup 2018	PROAM	1	2:27.323	11	2:27.385	10	2:28.124	8	2:28.236	5	2:28.330	9
2	10	Baporo Motorsport	ESP	Daniel Diaz-Varela	ESP		<u>Manel Cerqueda</u>	AND		Audi R8 LMS	AM	1	2:27.545	10	2:27.653	11	2:27.873	9	2:27.993	7	2:28.222	12
3	15	NM Racing Team	ESP	Alberto de Martin	ESP		<u>Rafael Villanueva</u>	ESP		Mercedes AMG GT4 HP 2019	PROAM	2	2:30.616	5	2:30.682	10	2:30.821	6	2:30.909	12	2:30.926	7
4	60	Sports and You	PRT	Antonio Coimbra	PRT		<u>Luis Silva</u>	PRT		Mercedes AMG GT4 HP 2019	AM	2	2:30.674	22	2:31.095	19	2:31.267	21	2:31.745	18	2:31.913	16
5	19	PROsport Racing	DEU	Rodrigue Gillion	BEL					Aston Martin Vantage	PROAM	3	2:33.720	9	2:33.825	12	2:33.983	7	2:34.053	16	2:34.077	8



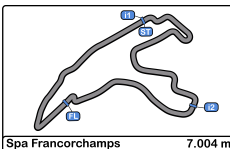


Spa Francorchamps  
GT Cup Open Europe  
Race - 1  
Best 5 Top Speeds



Cl	N°	Entrant/Team	Nat	Driver 1	Nat	Driver 2	Nat	Vehicle	Cat	Cl	Top 1		Top 2		Top 3		Top 4		Top 5		
											Km/h	Lap	Km/h	Lap	Km/h	Lap	Km/h	Lap	Km/h	Lap	Avg
1	10	Baporo Motorsport		Daniel Díaz-Varela		Manel Cerqueda		Audi R8 LMS	AM	1	258.3	15	257.7	14	257.1	11	255.9	5	255.9	6	257.0
2	51	Ombra Racing		Aldo Festante				Porsche 911 GT3 Cup 2018	PROAM	1	255.3	11	254.7	8	254.7	10	254.7	12	254.1	4	254.7
3	60	Sports and You		Antonio Coimbra		Luis Silva		Mercedes AMG GT4 HP 2019	AM	2	255.3	25	254.1	1	254.1	24	254.1	27	253.5	11	254.2
4	15	NM Racing Team		Alberto de Martín		Rafael Villanueva		Mercedes AMG GT4 HP 2019	PROAM	2	254.1	14	253.5	3	252.9	4	252.9	5	252.9	7	253.2
5	19	PROsport Racing		Rodrigue Gillion				Aston Martin Vantage	PROAM	3	251.7	15	251.1	25	250.0	19	248.8	16	248.2	14	250.0



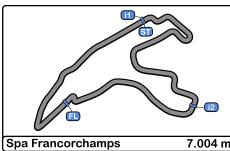


Spa Francorchamps  
GT Cup Open Europe  
Race - 1  
Fastest Laps Sequence



Lap	Time of Day	Session Time	Nº	Entrant/Team	Nat	Driver 1	Nat	Driver 2	Nat	Vehicle	Cat	Time	Km/h
2	14:35:08.244	5:06.244	10	Baporo Motorsport	ESP	Daniel Díaz-Varela	ESP	<u>Manel Cerqueda</u>	AND	Audi R8 LMS	AM	2:30.244	167.8
2	14:35:08.665	5:06.665	51	Ombra Racing	ITA	Aldo Festante	ITA			Porsche 911 GT3 Cup 2018	PROAM	2:30.119	167.9
3	14:37:37.997	7:35.997	10	Baporo Motorsport	ESP	Daniel Díaz-Varela	ESP	<u>Manel Cerqueda</u>	AND	Audi R8 LMS	AM	2:29.753	168.3
4	14:40:06.621	10:04.621	10	Baporo Motorsport	ESP	Daniel Díaz-Varela	ESP	<u>Manel Cerqueda</u>	AND	Audi R8 LMS	AM	2:28.625	169.6
5	14:42:35.051	12:33.051	10	Baporo Motorsport	ESP	Daniel Díaz-Varela	ESP	<u>Manel Cerqueda</u>	AND	Audi R8 LMS	AM	2:28.430	169.8
5	14:42:35.710	12:33.710	51	Ombra Racing	ITA	Aldo Festante	ITA			Porsche 911 GT3 Cup 2018	PROAM	2:28.236	170.0
7	14:47:31.622	17:29.622	10	Baporo Motorsport	ESP	Daniel Díaz-Varela	ESP	<u>Manel Cerqueda</u>	AND	Audi R8 LMS	AM	2:27.993	170.3
9	14:52:27.827	22:25.827	10	Baporo Motorsport	ESP	Daniel Díaz-Varela	ESP	<u>Manel Cerqueda</u>	AND	Audi R8 LMS	AM	2:27.873	170.5
10	14:54:55.373	24:53.373	10	Baporo Motorsport	ESP	Daniel Díaz-Varela	ESP	<u>Manel Cerqueda</u>	AND	Audi R8 LMS	AM	2:27.545	170.8
10	14:54:56.408	24:54.408	51	Ombra Racing	ITA	Aldo Festante	ITA			Porsche 911 GT3 Cup 2018	PROAM	2:27.385	171.0
11	14:57:23.730	27:21.730	51	Ombra Racing	ITA	Aldo Festante	ITA			Porsche 911 GT3 Cup 2018	PROAM	2:27.323	171.1

















Spa Francorchamps  
GT Cup Open Europe  
Race - 1

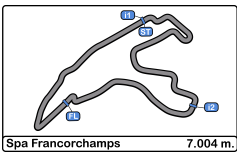


Event Best Maximum Speed

Nº	Entrant/Team	Nat	Driver 1	Nat	Driver 2	Nat	Vehicle	Cat	Km/h	Session
10	Baporo Motorsport	 ESP	Daniel Díaz-Varela	 ESP	Manel Cerqueda	 AND	Audi R8 LMS	AM	259.6	Free Practice - 1
51	Ombra Racing	 ITA	Aldo Festante	 ITA			Porsche 911 GT3 Cup 2018	PROAM	255.9	Free Practice - 1
15	NM Racing Team	 ESP	Alberto de Martin	 ESP	Rafael Villanueva	 ESP	Mercedes AMG GT4 HP 2019	PROAM	255.9	Qualifying - 1 Driver - 1
60	Sports and You	 PRT	Antonio Coimbra	 PRT	Luis Silva	 PRT	Mercedes AMG GT4 HP 2019	AM	255.3	Race - 1
19	PROsport Racing	 DEU	Rodrigue Gillion	 BEL			Aston Martin Vantage	PROAM	251.7	Race - 1







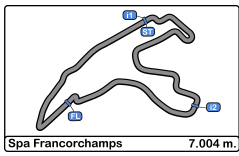
Spa Francorchamps  
 GT Cup Open Europe  
 Race - 1  
 Lap Chart



LAP

Nr	Po	1	2	3	4	5	6	7	8	9	10	11	12	13	14	15	16	17	18	19	20	21	22	23	24	25	26	27	28
10	1	10	10	10	10	10	10	10	10	10	10	10	10	10	10	10	10	10	10	10	10	10	51	51	51	51	51	51	51
51	2	51	51	51	51	51	51	51	51	51	51	51	51	15	15	15	51	51	51	51	51	51	10	10	10	10	10	10	10
15	3	15	15	15	15	15	15	15	15	15	15	15	15	19	51	51	15	15	15	15	60	60	60	60	60	60	60	60	60
60	4	60	60	60	60	60	60	60	60	60	60	19	19	51	60	60	60	60	60	60	19	19	19	19	19	19	19	19	19
19	5	19	19	19	19	19	19	19	19	19	19	60	60	60	19	19	19	19	19	19	19	19	19	19	19	19	19	19	19

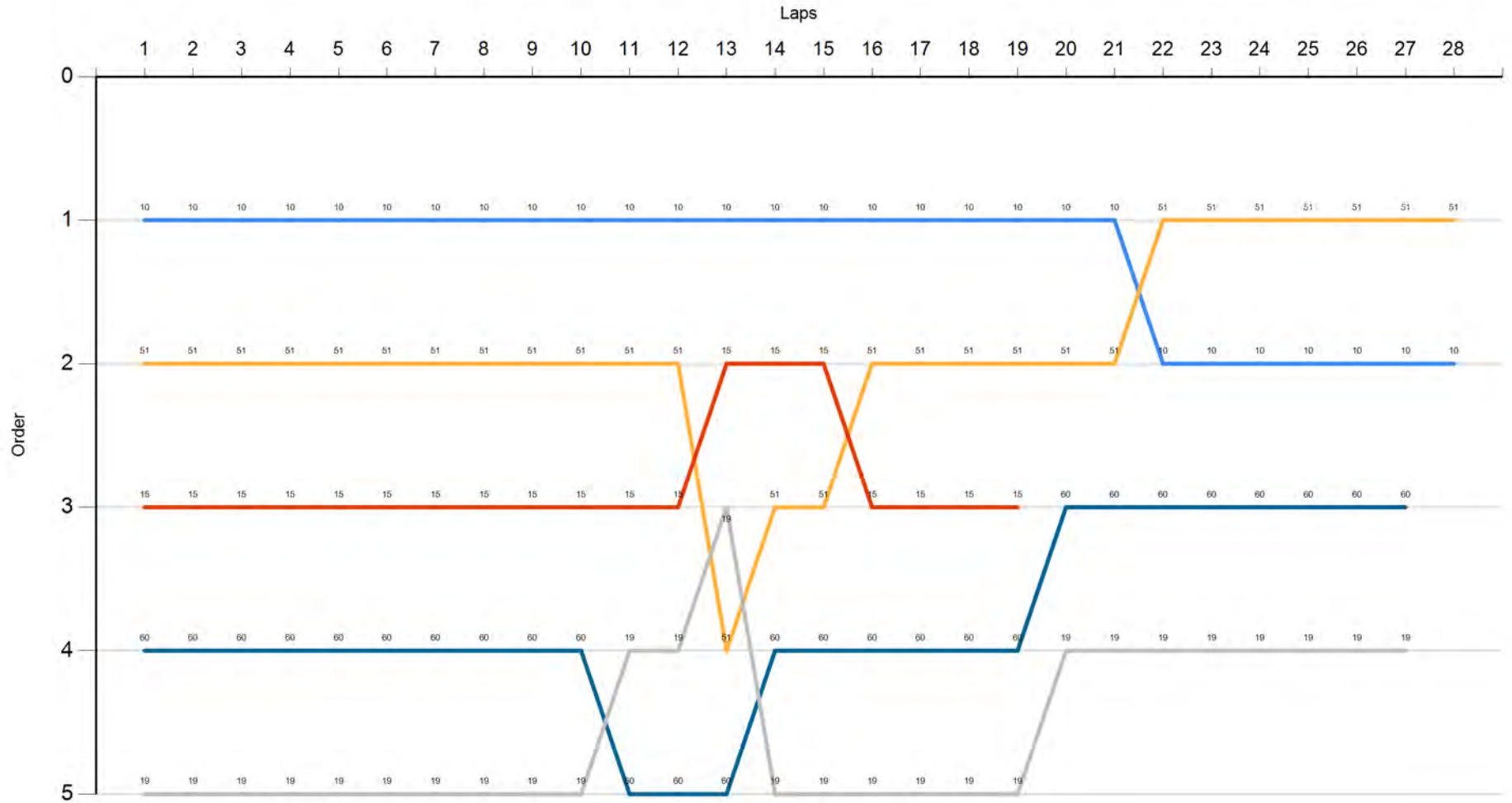


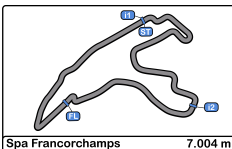


Spa Francorchamps  
 GT Cup Open Europe  
 Race - 1  
 Graphic Lap Chart



- 10
- 51
- 15
- 60
- 19



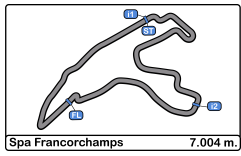


Spa Francorchamps  
GT Cup Open Europe  
Race - 1  
Pit Stop Analysis

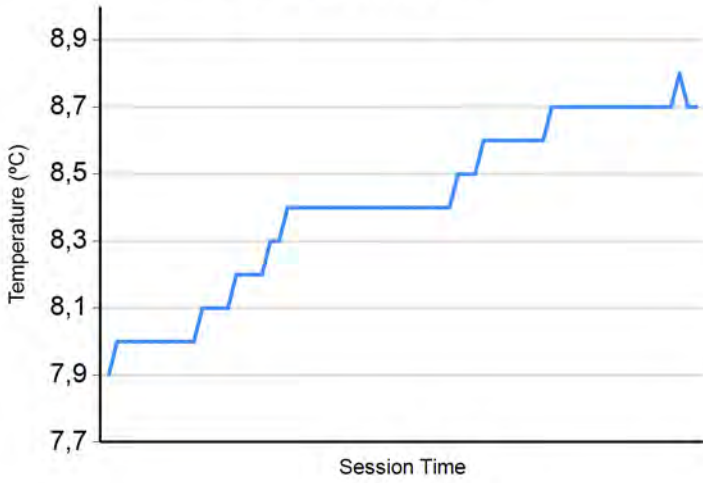


Nr.	In Day Time	Entrant/Team	Nat	Driver 1	Nat	Driver 2	Nat	Vehicle	Cat	In Time	Stop N°	Pit Time	Handicap	Penalty
60	14:58:34.594	Sports and You	 PRT	Antonio Coimbra	 PRT	<u>Luis Silva</u>	 PRT	Mercedes AMG GT4 HP 2019	AM	28:32.599	1	2:42.144	1:15	
51	14:59:54.030	Ombra Racing	 ITA	Aldo Festante	 ITA			Porsche 911 GT3 Cup 2018	PROAM	29:52.035	1	2:56.756	1:15	
19	15:03:45.589	PROsport Racing	 BEL	Rodrigue Gillion	 BEL			Aston Martin Vantage	PROAM	33:43.594	1	2:37.690	1:15	
15	15:08:02.548	NM Racing Team	 ESP	Alberto de Martin	 ESP	<u>Rafael Villanueva</u>	 ESP	Mercedes AMG GT4 HP 2019	PROAM	38:00.554	1	2:39.441	1:15	
10	15:09:51.733	Baporo Motorsport	 ESP	Daniel Díaz-Varela	 ESP	<u>Manel Cerqueda</u>	 AND	Audi R8 LMS	AM	39:49.739	1	2:52.002	1:15	

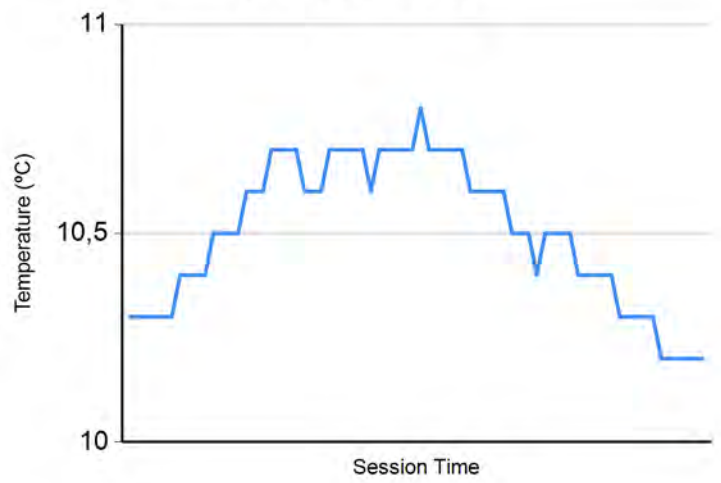




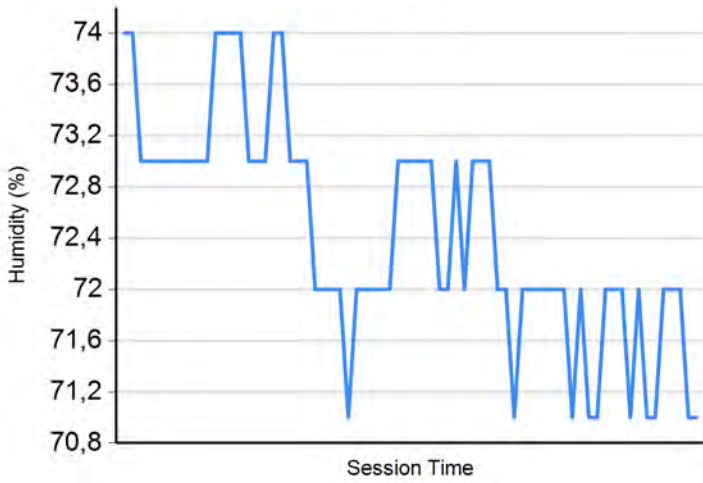
**Air Temperature**



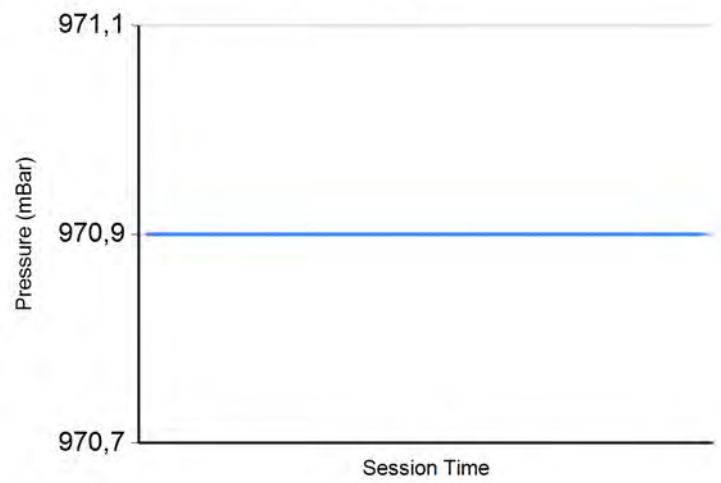
**Track Temperature**



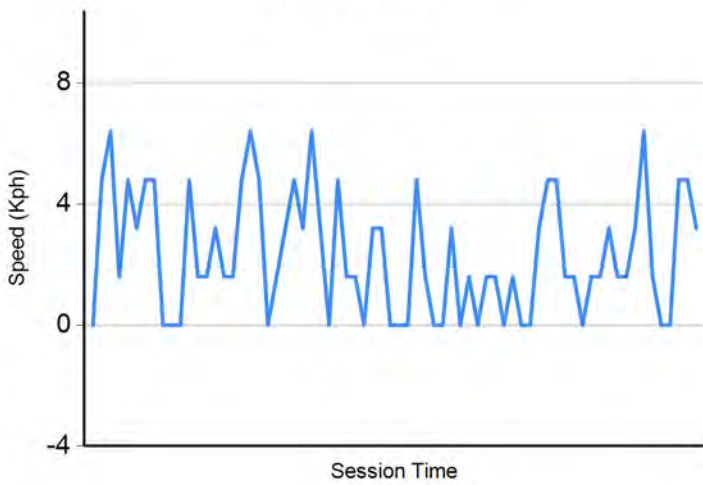
**Humidity**



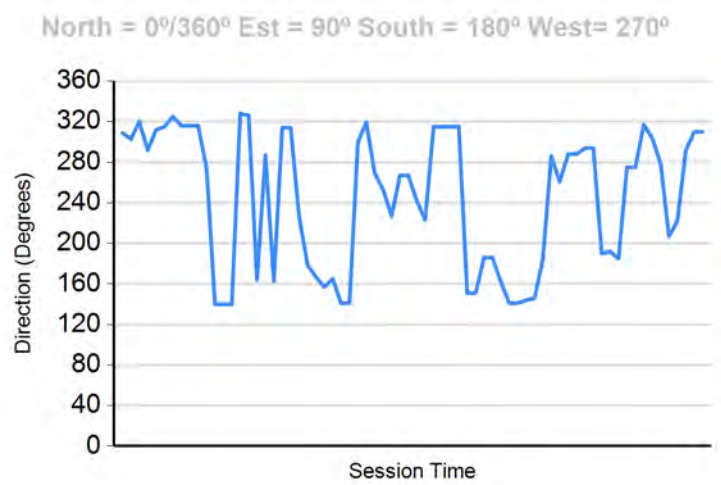
**Pressure**

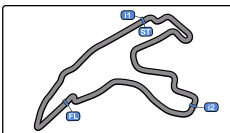


**Wind Speed**



**Wind direction**





**Spa Francorchamps**  
**GT Cup Open Europe**  
**Race - 1**



**Final Results**


Spa Francorchamps 7.004 m.

Cls	Nº	Entrant/Team	Nat	Driver 1	Nat	Driver 2	Nat	Vehicle	Cat	Cl	Laps	Total Time	Gap	Interval	Km/h	Best	Time	Km/h
1	51	Ombra Racing	ITA	Aldo Festante	ITA			Porsche 911 GT3 Cup 2018	PROAM	1	28	1:12:57.538			161.2	11	2:27.323	171.1
2	10	Baporo Motorsport	ESP	Daniel Díaz-Varela	ESP	<u>Manel Cerqueda</u>	AND	Audi R8 LMS	AM	1	28	1:13:03.625	6.087	6.087	161.0	10	2:27.545	170.8
3	60	Sports and You	PRT	Antonio Coimbra	PRT	<u>Luis Silva</u>	PRT	Mercedes AMG GT4 HP 2019	AM	2	27	1:11:49.409	1 Lap	1 Lap	157.9	22	2:30.674	167.3
4	19	PROsport Racing	DEU	Rodrigue Gillion	BEL			Aston Martin Vantage	PROAM	2	27	1:12:25.546	1 Lap		156.6	9	2:33.720	164.0
<b>Not classified: (Requirements: 75% of number laps of leader = 21 Laps)</b>																		
	15	NM Racing Team	ESP	Alberto de Martin	ESP	<u>Rafael Villanueva</u>	ESP	Mercedes AMG GT4 HP 2019	PROAM	3	19	51:14.479	9 Laps	8 Laps	155.8	5	2:30.616	167.4

Fastest lap Aldo Festante in 2:27.323 at 171.2 Km/h in lap 11

Published at:.....

Track Temp: 10.2 °C    Air Temp: 8.7 °C    Humidity: 71 %    Track Status: DRY

<b>Stewards:</b>	<b>Race Director:</b>	<b>Timekeeper:</b> 
------------------	-----------------------	--














**Championship Classification**


Cls.	Name	Nat.	Net Pts.	Pts.	Hungaroring		Paul Ricard		Monza		SPA-Francorchamps		Barcelona	
					R1	R2	R1	R2	R1	R2	R1	R2	R1	R2
1	Aldo Festante		85	85	10	15		15	15	15	15			
2	Daniel Díaz-Varela		74	74	8	5	15	10	12	12	12			
	Manel Cerqueda		74	74	8	5	15	10	12	12	12			
3	Luis Silva		47	47	6		8	3	10	10	10			
	Antonio Coimbra		47	47	6		8	3	10	10	10			
4	Niki Leutwiler		44	44	12	12	12	8						
5	Jaume Font		31	31	15	10		6						
6	Vincent Beltoise		24	24	12	12								
7	Robert Hefler		22	22		6	4	12						
	Philippe Valenza		22	22		6	4	12						
8	Bas Schouten		20	20			12	8						
9	Rodrigue Gillion		12	12				4			8			
10	Mario Cordoni		11	11			6	5						
11	Rafael Villanueva		11	11			10	1						
	Alberto de Martin		11	11			10	1						
12	Albert Estragues		8	8		8								
13	Gregor Zsigo		8	8	4	4								
	Csaba Walter		8	8	4	4								
14	Michael Blanchemain		8	8	5	3								
	Stephane Adler		8	8	5	3								
15	Roberto Rayneri		7	7			5	2						
16	Nico Verdonck		4	4				4						


**Championship PROAM Classification**


Cls.	Name	Nat.	Net Pts.	Pts.	Hungaroring		Paul Ricard		Monza		SPA-Francorchamps		Barcelona	
					R1	R2	R1	R2	R1	R2	R1	R2	R1	R2
1	Aldo Festante		29	29	4	5		5	5	5				
2	Niki Leutwiler		17	17	5	4	5	3						
3	Philippe Valenza		10	10		3	3	4						
	Robert Hefler		10	10		3	3	4						
4	Vincent Beltoise		9	9	5	4								
5	Bas Schouten		8	8			5	3						
6	Rodrigue Gillion		6	6				2			4			
7	Alberto de Martin		5	5			4	1						
	Rafael Villanueva		5	5			4	1						
8	Nico Verdonck		2	2				2						


**Championship AM Classification**

Cls.	Name	Nat.	Net Pts.	Pts.	 Hungaroring		 Paul Ricard		 Monza		 SPA-Francorchamps		 Barcelona	
					R1	R2	R1	R2	R1	R2	R1	R2	R1	R2
1	Daniel Díaz-Varela		44	44	8	6	10	5	5	5	5			
	Manel Cerqueda		44	44	8	6	10	5	5	5	5			
2	Antonio Coimbra		28	28	6		8	2	4	4	4			
	Luis Silva		28	28	6		8	2	4	4	4			
3	Jaume Font		24	24	10	10		4						
4	Mario Cordoni		9	9			6	3						
5	Albert Estragues		8	8		8								
6	Csaba Walter		7	7	3	4								
	Gregor Zsigo		7	7	3	4								
7	Michael Blanchemain		7	7	4	3								
	Stephane Adler		7	7	4	3								
8	Roberto Rayneri		5	5			4	1						




**Championship Teams' Classification**


Cls.	Team	Nat.	Net Pts.	Pts.	Hungaroring		Paul Ricard		Monza		SPA-Francorchamps		Barcelona	
					R1	R2	R1	R2	R1	R2	R1	R2	R1	R2
1	Baporo Motorsport		65	65	14	8	10	9	8	8	8			
2	Ombra Racing		56	56	6	10		10	10	10	10			
3	PZ Oberer Zürichsee by TFT		28	28	8	8	8	4						
4	Sports and You		25	25	3		4		6	6	6			
5	NM Racing Team		13	13		4	6				3			
6	Team Virage		13	13	2	3		8						
7	GDL Racing		7	7			5	2						
8	PROsport Racing		4	4							4			
9	Racing Trevor		0	0										




## Drivers Statistics

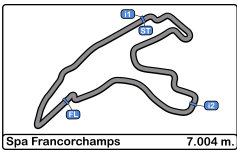
Cls.	Nº	Name	Nat.	Net Points	Points	First Positions	Seconds Positions	Thirds Positions	Race Fastest Laps	Pole Positions	Laps in first place	Km. covered in Race	Km. covered in Practice
1	51	Aldo Festante		85	85	5		1	4	5	115	979.539	1001.36
2	10	Daniel Díaz-Varela		74	74	1	3	1	2	2	37	1119.26	1608.20
	10	Manel Cerqueda		74	74	1	3	1	2	2	37	1119.26	1608.20
3	60	Luis Silva		47	47			3			7	1014.46	1518.11
	60	Antonio Coimbra		47	47			3			7	1014.46	1518.11
4	22	Niki Leutwiler		44	44		3					540.817	565.488
5	13	Jaume Font		31	31	1		1			12	395.267	686.541
6	22	Vincent Beltoise		24	24		2					249.717	227.812
7	77	Robert Hefler		22	22		1					438.671	613.679
	77	Philippe Valenza		22	22		1					438.671	613.679
8	22	Bas Schouten		20	20		1					291.100	337.676
9	19	Rodrigue Gillion		12	12						14	369.590	594.372
10	67	Mario Cordoni		11	11							291.100	302.744
11	15	Rafael Villanueva		11	11			1	1		16	406.710	758.834
	15	Alberto de Martin		11	11			1	1		16	406.710	758.834
12	26	Albert Estragues		8	8							170.743	358.546
13	40	Gregor Zsigo		8	8							240.955	210.288
	40	Csaba Walter		8	8							240.955	210.288
14	88	Michael Blanchemain		8	8							240.955	350.480
	88	Stephane Adler		8	8							240.955	350.480
15	66	Roberto Rayneri		7	7							285.278	279.456
16	19	Nico Verdonck		4	4						14	180.482	545.344



## Drivers Performance



Cls.	Name	Nat.	Net Pts.	Pts.	Hungaroring		Paul Ricard		Red Bull Ring		Monza		SPA-Francorchamps		Barcelona	
					R1	R2	R1	R2	R1	R2	R1	R2	R1	R2	R1	R2
1	Aldo Festante		85	85	1-3	1-1	3-NC	1-1	2-1	1-1	1-1					
2	Daniel Díaz-Varela		74	74	6-4	5-6	1-1	3-3	1-2	3-2	2-2					
	Manel Cerqueda		74	74	6-4	5-6	1-1	3-3	1-2	3-2	2-2					
3	Luis Silva		47	47	4-5	6-NC	4-4	7-8	3-3	2-3	4-3					
	Antonio Coimbra		47	47	4-5	6-NC	4-4	7-8	3-3	2-3	4-3					
4	Niki Leutwiler		44	44	3-2	2-2	5-2	4-4	NP-NP	NP-NP	NP-NP					
5	Jaume Font		31	31	2-1	3-3	7-NP	6-5	NP-NP	NP-NP	NP-NP					
6	Vincent Beltoise		24	24	3-2	2-2	NP-NP	NP-NP	NP-NP	NP-NP	NP-NP					
7	Robert Hefler		22	22	7-NC	4-5	6-7	5-2	NP-NP	NP-NP	NP-NP					
	Philippe Valenza		22	22	7-NC	4-5	6-7	5-2	NP-NP	NP-NP	NP-NP					
8	Bas Schouten		20	20	NP-	NP-	5-2	4-4	NP-NP	NP-NP	NP-NP					
9	Rodrigue Gillion		12	12	NP-	NP-	9-NC	2-7	NP-NP	NP-NP	5-4					
10	Mario Cordoni		11	11	NP-	NP-	10-5	8-6	NP-NP	NP-NP	NP-NP					
11	Rafael Villanueva		11	11	NP-	NP-	2-3	9-10	NP-NP	NP-NP	3-NC					
	Alberto de Martin		11	11	NP-	NP-	2-3	9-10	NP-NP	NP-NP	3-NC					
12	Albert Estragues		8	8	5-NC	NP-4	8-NC	NP-NP	NP-NP	NP-NP	NP-NP					
13	Gregor Zsigo		8	8	8-7	8-7	NP-NP	NP-NP	NP-NP	NP-NP	NP-NP					
	Csaba Walter		8	8	8-7	8-7	NP-NP	NP-NP	NP-NP	NP-NP	NP-NP					
14	Michael Blanchemain		8	8	9-6	7-8	NP-NP	NP-NP	NP-NP	NP-NP	NP-NP					
	Stephane Adler		8	8	9-6	7-8	NP-NP	NP-NP	NP-NP	NP-NP	NP-NP					
15	Roberto Rayneri		7	7	NP-	NP-	11-6	10-9	NP-NP	NP-NP	NP-NP					
16	Nico Verdonck		4	4	NP-	NP-	9-NC	2-7	NP-NP	NP-NP	NP-NP					



**Spa Francorchamps**  
**GT Cup Open Europe**  
**Qualifying - 2 Driver - 2**  
**Provisional Results**



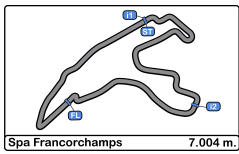
Cls	Nº	Entrant/Team	Nat	Driver 1	Nat	Driver 2	Nat	Vehicle	Cat	Cls	Laps	Best	Time	Gap	Interval	Km/h
1	19	PROsport Racing		Rodrigue Gillion		<b>Nico Verdonck</b>		Aston Martin Vantage	PROAM	1	3	2	<b>2:25.933</b>			172.7
2	51	Ombra Racing		Aldo Festante				Porsche 911 GT3 Cup 2018	PROAM	2	4	3	<b>2:26.431</b>	0.498	0.498	172.1
3	10	Baporo Motorsport		<b>Daniel Díaz-Varela</b>		Manel Cerqueda		Audi R8 LMS	AM	1	12	9	<b>2:26.917</b>	0.984	0.486	171.6
4	60	Sports and You		<b>Antonio Coimbra</b>		Luis Silva		Mercedes AMG GT4 HP 2019	AM	2	13	10	<b>2:28.584</b>	2.651	1.667	169.6
5	15	NM Racing Team		<b>Alberto de Martin</b>		Rafael Villanueva		Mercedes AMG GT4 HP 2019	PROAM	3	11	10	<b>2:35.358</b>	9.425	6.774	162.2

Published at:.....

Track Temp: 4.5 °C    Air Temp: 2.8 °C    Humidity: 92 %    Track Status: DRY

<b>Stewards:</b>	<b>Race Director:</b>	<b>Timekeeper:</b>
------------------	-----------------------	--------------------





**Spa Francorchamps**  
**GT Cup Open Europe**  
**Qualifying - 2 Driver - 2**  
**Provisional Results by Class**



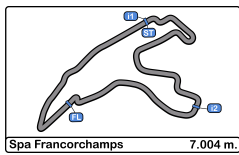
Cls	Nº	Entrant/Team	Nat	Driver 1	Nat	Driver 2	Nat	Vehicle	Cat	Cls	Laps	Best	Time	Gap	Interval	Km/h
<b>PROAM</b>																
1	19	PROsport Racing		Rodrigue Gillion		<u>Nico Verdonck</u>		Aston Martin Vantage	PROAM	1	3	2	2:25.933			172.7
2	51	Ombra Racing		Aldo Festante				Porsche 911 GT3 Cup 2018	PROAM	2	4	3	2:26.431	0.498	0.498	172.1
3	15	NM Racing Team		<u>Alberto de Martin</u>		Rafael Villanueva		Mercedes AMG GT4 HP 2019	PROAM	3	11	10	2:35.358	9.425	8.927	162.2
<b>AM</b>																
1	10	Baporo Motorsport		<u>Daniel Díaz-Varela</u>		Manel Cerqueda		Audi R8 LMS	AM	1	12	9	2:26.917			171.6
2	60	Sports and You		<u>Antonio Coimbra</u>		Luis Silva		Mercedes AMG GT4 HP 2019	AM	2	13	10	2:28.584	1.667	1.667	169.6

Published at:.....

Track Temp: 4.5 °C    Air Temp: 2.8 °C    Humidity: 92 %    Track Status: DRY

<b>Stewards:</b>	<b>Race Director:</b>	<b>Timekeeper:</b>
------------------	-----------------------	--------------------





**Spa Francorchamps**  
**GT Cup Open Europe**  
**Qualifying - 2 Driver - 2**  
**Lap Analysis**



**10** 1 Daniel Díaz-Varela Audi R8 LMS **60** 1 Antonio Coimbra Mercedes AMG GT4 HP 2019  
 AM 2 Manel Cerqueda Baporo Motorsport AM 2 Luis Silva Sports and You

Lap	D	Time	Sector 1	Sector 2	Sector 3	T. Spd	Elapsed	Lap	D	Time	Sector 1	Sector 2	Sector 3	T. Spd	Elapsed
1	1	9:43:51.674	9:41:15.902	1:39.643	56.129	86.9	9:43:51.674	1	1	9:44:13.084	9:41:34.271	1:42.502	56.311	83.2	9:44:13.084
2	1	3:08.052	58.974	1:26.432	42.646	107.5	9:46:59.726	2	1	2:52.514	47.758	1:17.904	46.852	176.7	9:47:05.598
3	1	2:36.369	43.427	1:13.012	39.930	244.3	9:49:36.095	3	1	2:33.471	43.320	1:10.767	39.384	244.3	9:49:39.069
4	1	2:30.198	42.597	1:08.951	38.650	250.0	9:52:06.293	4	1	2:29.825	42.126	1:08.625	39.074	254.7	9:52:08.894
5	1	2:54.103 P	41.812	1:11.376	1:00.915	250.5	9:55:00.396	5	1	2:55.174 P	41.698	1:11.973	1:01.503	254.7	9:55:04.068
6	1	10:52.676	8:49.863	1:16.731	46.082	216.8	10:05:53.072	6	1	10:38.647	8:43.660	1:15.003	39.984	231.7	10:05:42.715
7	1	2:28.498	41.952	1:08.047	38.499	251.7	10:08:21.570	7	1	2:31.068	42.538	1:09.396	39.134	248.8	10:08:13.783
8	1	<del>2:28.268</del>	41.741	1:08.049	38.478	252.3	10:10:49.838	8	1	<del>2:28.350</del>	41.890	1:07.690	38.770	254.1	10:10:42.133
9	1	2:26.917	41.497	1:07.385	38.035	252.9	10:13:16.755	9	1	2:29.271	42.110	1:08.041	39.120	252.3	10:13:11.404
10	1	2:27.003	41.494	1:07.306	38.203	253.5	10:15:43.758	10	1	2:28.584	41.808	1:07.962	38.814	254.1	10:15:39.988
11	1	2:27.177	41.436	1:07.665	38.076	252.9	10:18:10.935	11	1	2:30.252	41.878	1:08.078	40.296	252.9	10:18:10.240
12	1	2:57.307 P	41.340	1:19.845	56.122	253.5	10:21:08.242	12	1	2:50.585	43.186	1:20.406	46.993	216.0	10:21:00.825

**15** 1 Alberto de Martin Mercedes AMG GT4 HP 2019 13 1 2:52.852 P 42.809 1:15.461 54.582 214.7 10:23:53.677  
 PROAM 2 Rafael Villanueva NM Racing Team

Lap	D	Time	Sector 1	Sector 2	Sector 3	T. Spd	Elapsed
1	1	9:44:46.374	9:41:47.201	1:49.344	1:09.829	101.9	9:44:46.374
2	1	3:52.145	1:14.418	1:39.185	58.542	121.6	9:48:38.519
3	1	3:20.659	56.045	1:36.749	47.865	176.4	9:51:59.178
4	1	3:19.236 P	52.818	1:24.621	1:01.797	183.6	9:55:18.414
5	1	11:08.882	8:54.162	1:25.177	49.543	165.8	10:06:27.296
6	1	2:49.686	50.135	1:16.425	43.126	220.4	10:09:16.982
7	1	2:38.421	44.426	1:12.638	41.357	229.2	10:11:55.403
8	1	2:35.739	43.686	1:11.203	40.850	244.3	10:14:31.142
9	1	2:36.091	43.801	1:10.891	41.399	238.9	10:17:07.233
10	1	2:35.358	43.487	1:10.964	40.907	243.7	10:19:42.591
11	1	3:16.311 P	53.887	1:23.000	59.424	152.9	10:22:58.902

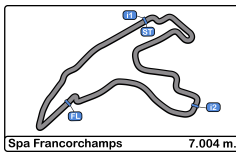
**19** 1 Rodrigue Gillion Aston Martin Vantage  
 PROAM 2 Nico Verdonck PROsport Racing

Lap	D	Time	Sector 1	Sector 2	Sector 3	T. Spd	Elapsed
1	2	9:50:59.304	9:49:11.112	1:08.978	39.214	217.3	9:50:59.304
2	2	2:25.933	41.469	1:06.460	38.004	256.5	9:53:25.237
3	2	3:15.872 P	49.345	1:12.069	1:14.458	220.8	9:56:41.109

**51** 1 Aldo Festante Porsche 911 GT3 Cup 2018  
 PROAM 2 Ombra Racing

Lap	D	Time	Sector 1	Sector 2	Sector 3	T. Spd	Elapsed
1		9:44:17.391	9:42:18.552	1:17.390	41.449	213.0	9:44:17.391
2		2:31.539	42.729	1:10.063	38.747	250.0	9:46:48.930
3		2:26.431	41.430	1:06.924	38.077	254.1	9:49:15.361
4		2:34.797	41.257	1:12.356	41.184	253.5	9:51:50.158
5			41.233			252.3	



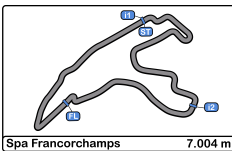


Spa Francorchamps  
 GT Cup Open Europe  
 Qualifying - 2 Driver - 2  
 Best Sectors Results



Sector - 1				Sector - 2				Sector - 3				Ideal Lap vs Best Lap				
Clas	Nº	Driver	Time	Nº	Driver	Time	Nº	Driver	Time	Clas	Nº	Driver	Ideal Lap	Best Lap	Clas	
1	51	Aldo Festante	41.233	19	Nico Verdonck	1:06.460	19	Nico Verdonck	38.004	1	19	Nico Verdonck	2:25.933	2:25.933	1	
2	10	Daniel Díaz-Varela	41.340	51	Aldo Festante	1:06.924	10	Daniel Díaz-Varela	38.035	2	51	Aldo Festante	2:26.234	2:26.431	2	
3	19	Nico Verdonck	41.469	10	Daniel Díaz-Varela	1:07.306	51	Aldo Festante	38.077	3	10	Daniel Díaz-Varela	2:26.681	2:26.917	3	
4	60	Antonio Coimbra	41.698	60	Antonio Coimbra	1:07.690	60	Antonio Coimbra	38.770	4	60	Antonio Coimbra	2:28.158	2:28.584	4	
5	15	Alberto de Martin	43.487	15	Alberto de Martin	1:10.891	15	Alberto de Martin	40.850	5	15	Alberto de Martin	2:35.228	2:35.358	5	





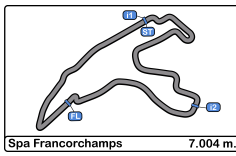
Spa Francorchamps  
 GT Cup Open Europe  
 Qualifying - 2 Driver - 2  
 Best 5 Lap Times



Cl	N°	Entrant/Team	Nat	Driver 1	Nat	Status	Driver 2	Nat	Status	Vehicle	Cat	Cl	Best 1		Best 2		Best 3		Best 4		Best 5		
													Time	Lap	Time	Lap	Time	Lap	Time	Lap	Time	Lap	
1	19	PROsport Racing		DEU	Rodrigue Gillion		BEL	Nico Verdonck		BEL	Aston Martin Vantage	PROAM	1	2:25.933	2								
2	51	Ombra Racing		ITA	Aldo Festante		ITA			Porsche 911 GT3 Cup 2018	PROAM	2	2:26.431	3	2:31.539	2	2:34.797	4					
3	10	Baporo Motorsport		ESP	<u>Daniel Díaz-Varela</u>		ESP	Manel Cerqueda		AND	Audi R8 LMS	AM	1	2:26.917	9	2:27.003	10	2:27.177	11	2:28.498	7	2:30.198	4
4	60	Sports and You		PRT	<u>Antonio Coimbra</u>		PRT	Luis Silva		PRT	Mercedes AMG GT4 HP 2019	AM	2	2:28.584	10	2:29.271	9	2:29.825	4	2:30.252	11	2:31.068	7
5	15	NM Racing Team		ESP	<u>Alberto de Martin</u>		ESP	Rafael Villanueva		ESP	Mercedes AMG GT4 HP 2019	PROAM	3	2:35.358	10	2:35.739	8	2:36.091	9	2:38.421	7	2:49.686	6





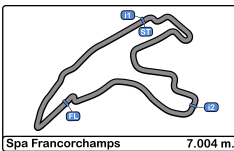


Spa Francorchamps  
 GT Cup Open Europe  
 Qualifying - 2 Driver - 2  
 Best 5 Top Speeds



Cl	Nº	Entrant/Team	Nat	Driver 1	Nat	Driver 2	Nat	Vehicle	Cat	Cl	Top 1		Top 2		Top 3		Top 4		Top 5		Avg
											Km/h	Lap	Km/h	Lap	Km/h	Lap	Km/h	Lap	Km/h	Lap	
1	19	PROsport Racing		DEU Rodrigue Gillion		BEL <b>Nico Verdonck</b>		BEL Aston Martin Vantage	PROAM	1	<b>256.5</b>	2	220.8	3	217.3	1					231.5
2	60	Sports and You		PRT <b>Antonio Coimbra</b>		PRT Luis Silva		PRT Mercedes AMG GT4 HP 2019	AM	1	<b>254.7</b>	4	254.7	5	254.1	8	254.1	10	252.9	11	254.1
3	51	Ombra Racing		ITA Aldo Festante		ITA		Porsche 911 GT3 Cup 2018	PROAM	2	<b>254.1</b>	3	253.5	4	252.3	5	250.0	2	213.0	1	244.5
4	10	Baporo Motorsport		ESP <b>Daniel Díaz-Varela</b>		ESP Manel Cerqueda		AND Audi R8 LMS	AM	2	<b>253.5</b>	10	253.5	12	252.9	9	252.9	11	252.3	8	253.0
5	15	NM Racing Team		ESP <b>Alberto de Martin</b>		ESP Rafael Villanueva		ESP Mercedes AMG GT4 HP 2019	PROAM	3	<b>244.3</b>	8	243.7	10	238.9	9	229.2	7	220.4	6	235.3



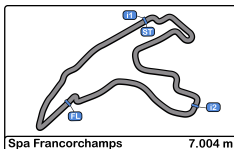


Spa Francorchamps  
 GT Cup Open Europe  
 Qualifying - 2 Driver - 2  
**Fastest Laps Sequence**



Lap	Time of Day	Session Time	Nº	Entrant/Team	Nat	Driver 1	Nat	Driver 2	Nat	Vehicle	Cat	Time	Km/h
2	9:46:48.930	6:48.930	51	Ombra Racing	ITA	Aldo Festante	ITA			Porsche 911 GT3 Cup 2018	PROAM	<b>2:31.539</b>	166.3
3	9:49:15.361	9:15.361	51	Ombra Racing	ITA	Aldo Festante	ITA			Porsche 911 GT3 Cup 2018	PROAM	<b>2:26.431</b>	172.1
2	9:53:25.237	13:25.237	19	PROsport Racing	DEU	Rodrigue Gillion	BEL	<b>Nico Verdonck</b>	BEL	Aston Martin Vantage	PROAM	<b>2:25.933</b>	172.7














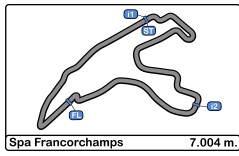
Spa Francorchamps  
 GT Cup Open Europe  
 Qualifying - 2 Driver - 2  
 Event Best Maximum Speed



Spa Francorchamps 7.004 m.

Nº	Entrant/Team	Nat	Driver 1	Nat	Driver 2	Nat	Vehicle	Cat	Km/h	Session
10	Baporo Motorsport	 ESP	Daniel Díaz-Varela	 ESP	Manel Cerqueda	 AND	Audi R8 LMS	AM	259.6	Free Practice - 1
19	PROsport Racing	 BEL	Rodrigue Gillion	 BEL	Nico Verdonck	 BEL	Aston Martin Vantage	PROAM	256.5	Qualifying - 2 Driver - 2
51	Ombra Racing	 ITA	Aldo Festante	 ITA			Porsche 911 GT3 Cup 2018	PROAM	255.9	Free Practice - 1
15	NM Racing Team	 ESP	Alberto de Martin	 ESP	Rafael Villanueva	 ESP	Mercedes AMG GT4 HP 2019	PROAM	255.9	Qualifying - 1 Driver - 1
60	Sports and You	 PRT	Antonio Coimbra	 PRT	Luis Silva	 PRT	Mercedes AMG GT4 HP 2019	AM	255.3	Race - 1





**Spa Francorchamps**  
**GT Cup Open Europe**  
**Qualifying - 2 Driver - 2**  
**Pit Stop Analysis**



10

Daniel Díaz-Varela AM Baporo Motorsport  
 Manel Cerqueda Audi R8 LMS

Nr.	In Day Time	In Time	Out Time	Pit Time	T. Pit Time	Handicap	Penalty
1	9:54:54.407	9:54:54.407	10:03:10.791	8:16.384	8:16.384		

15

Alberto de Martin PROAM NM Racing Team  
 Rafael Villanueva Mercedes AMG GT4 HP 2019

Nr.	In Day Time	In Time	Out Time	Pit Time	T. Pit Time	Handicap	Penalty
1	9:55:13.084	9:55:13.084	10:03:18.045	8:04.961	8:04.961		

60

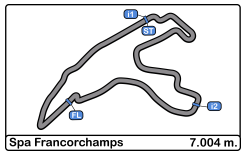
Antonio Coimbra AM Sports and You  
 Luis Silva Mercedes AMG GT4 HP 2019

Nr.	In Day Time	In Time	Out Time	Pit Time	T. Pit Time	Handicap	Penalty
1	9:54:58.613	9:54:58.613	10:03:08.970	8:10.357	8:10.357		



CIRCUIT DE SPA  
 FRANCORCHAMPS

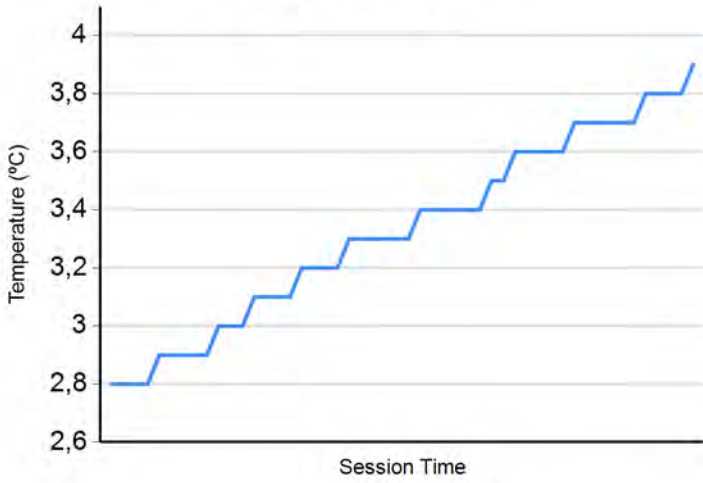




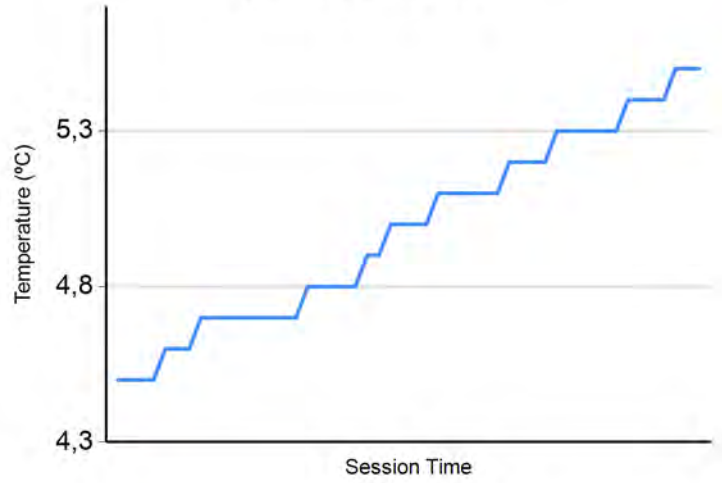
**Spa Francorchamps**  
**GT Cup Open Europe**  
**Qualifying - 2 Driver - 2**  
**Weather Report**



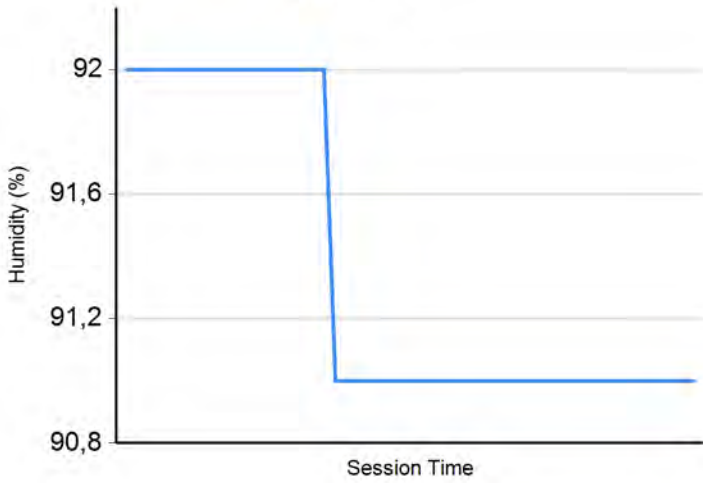
**Air Temperature**



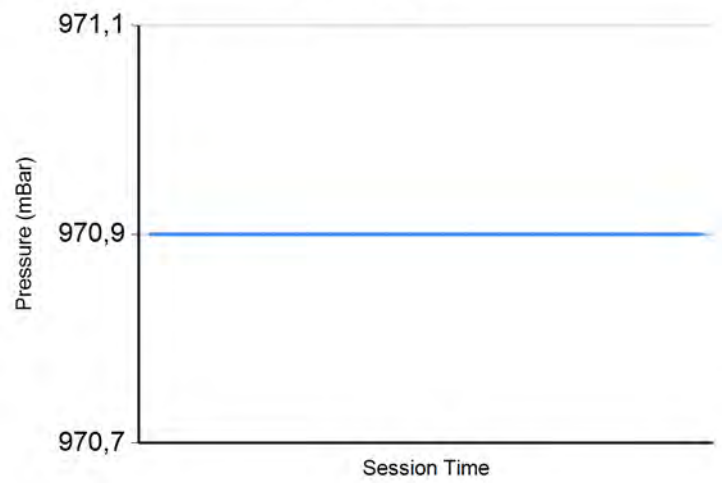
**Track Temperature**



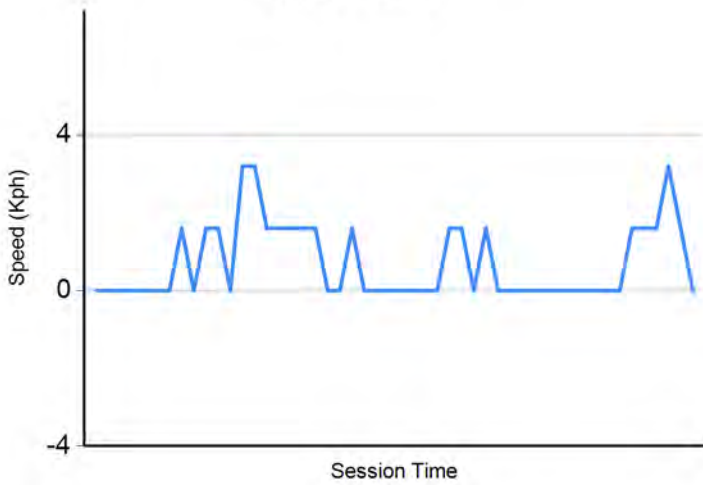
**Humidity**



**Pressure**

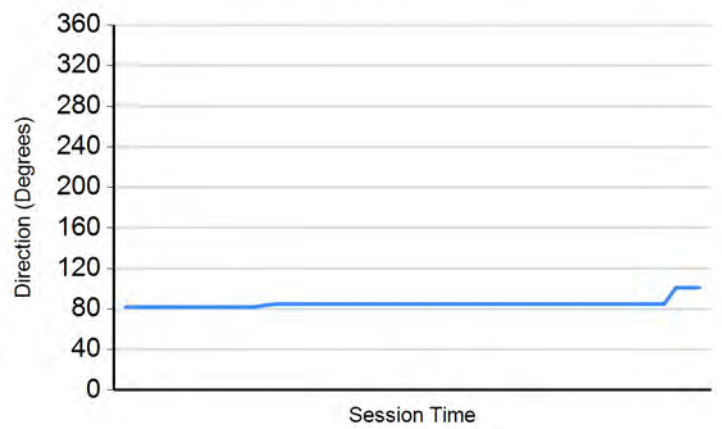


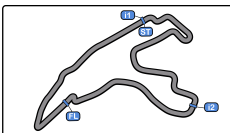
**Wind Speed**



**Wind direction**

North = 0°/360° Est = 90° South = 180° West = 270°





**Spa Francorchamps**  
**GT Cup Open Europe**  
**Race - 2**




**Provisional Results**

Cls	Nº	Entrant/Team	Nat	Driver 1	Nat	Driver 2	Nat	Vehicle	Cat	Cl	Laps	Total Time	Gap	Interval	Km/h	Best	Time	Km/h
1	51	Ombra Racing	ITA	Aldo Festante	ITA			Porsche 911 GT3 Cup 2018	PROAM	1	24	1:02:08.330			162.3	8	2:28.495	169.7
2	10	Baporo Motorsport	ESP	<u>Daniel Díaz-Varela</u>	ESP	Manel Cerqueda	AND	Audi R8 LMS	AM	1	24	1:02:15.553	7.223	7.223	161.9	17	2:29.361	168.8
3	19	PROsport Racing	DEU	Rodrigue Gillion	BEL	<u>Nico Verdonck</u>	BEL	Aston Martin Vantage	PROAM	2	24	1:02:57.006	48.676	41.453	160.2	7	2:28.332	169.9
4	15	NM Racing Team	ESP	<u>Alberto de Martin</u>	ESP	Rafael Villanueva	ESP	Mercedes AMG GT4 HP 2019	PROAM	3	24	1:03:45.699	1:37.369	48.693	158.1	20	2:29.646	168.4
5	60	Sports and You	PRT	<u>Antonio Coimbra</u>	PRT	Luis Silva	PRT	Mercedes AMG GT4 HP 2019	AM	2	23	1:02:30.567	1 Lap	1 Lap	154.6	11	2:30.331	167.7

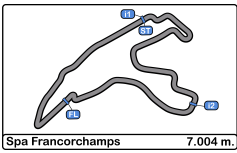
Fastest lap Gillion - Verdonck in 2:28.332 at 170.0 Km/h in lap 7

Published at:.....

Track Temp: 11.9 °C    Air Temp: 8.8 °C    Humidity: 79 %    Track Status: DRY

Stewards:	Race Director:	Timekeeper: 
-----------	----------------	---





**Spa Francorchamps**  
**GT Cup Open Europe**  
**Race - 2**




**Provisional Results by Class**

Cls	Nº	Entrant/Team	Nat	Driver 1	Nat	Driver 2	Nat	Vehicle	Cat	Cl	Laps	Total Time	Gap	Interval	Km/h	Best	Time	Km/h	
<b>PROAM</b>																			
1	51	Ombra Racing	ITA	Aldo Festante	ITA			Porsche 911 GT3 Cup 2018	PROAM	1	24	1:02:08.330			162.3	8	2:28.495	169.7	
2	19	PROsport Racing	BEL	Rodrigue Gillion	BEL	<b>Nico Verdonck</b>	BEL	Aston Martin Vantage	PROAM	2	24	1:02:57.006	48.676	48.676	160.2	7	2:28.332	169.9	
3	15	NM Racing Team	ESP	<b>Alberto de Martin</b>	ESP	Rafael Villanueva	ESP	Mercedes AMG GT4 HP 2019	PROAM	3	24	1:03:45.699	1:37.369	48.693	158.1	20	2:29.646	168.4	
<b>AM</b>																			
1	10	Baporo Motorsport	ESP	<b>Daniel Díaz-Varela</b>	ESP	Manel Cerqueda	AND	Audi R8 LMS	AM	1	24	1:02:15.553			161.9	17	2:29.361	168.8	
2	60	Sports and You	PRT	<b>Antonio Coimbra</b>	PRT	Luis Silva	PRT	Mercedes AMG GT4 HP 2019	AM	2	23	1:02:30.567	1 Lap	1 Lap	154.6	11	2:30.331	167.7	

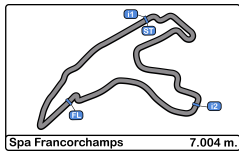
Fastest lap Gillion - Verdonck in 2:28.332 at 170.0 Km/h in lap 7

Published at:.....

Track Temp: 11.9 °C    Air Temp: 8.8 °C    Humidity: 79 %    Track Status: DRY

<b>Stewards:</b>	<b>Race Director:</b>	<b>Timekeeper:</b> 
------------------	-----------------------	--





**Spa Francorchamps**  
**GT Cup Open Europe**  
**Race - 2**



**Provisional Classification by Driver Fastest Lap**

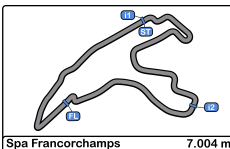
Cl	Nº	Entrant/Team	Nat	Vehicle	Driver	Nat	Cat	Cl	Laps	Best	Time	Gap	Interval	Km/h
1	19	PROsport Racing		Aston Martin Vantage	Nico Verdonck		PROAM	1	10	7	<b>2:28.332</b>			169.9
2	51	Ombra Racing		Porsche 911 GT3 Cup 2018	Aldo Festante		PROAM	2	24	8	<b>2:28.495</b>	0.163	0.163	169.7
3	10	Baporo Motorsport		Audi R8 LMS	Manel Cerqueda		AM	1	14	7	<b>2:29.361</b>	1.029	0.866	168.8
4	10	Baporo Motorsport		Audi R8 LMS	Daniel Díaz-Varela		AM	2	10	7	<b>2:29.414</b>	1.082	0.053	168.7
5	15	NM Racing Team		Mercedes AMG GT4 HP 2019	Rafael Villanueva		PROAM	3	13	9	<b>2:29.646</b>	1.314	0.232	168.4
6	60	Sports and You		Mercedes AMG GT4 HP 2019	Antonio Coimbra		AM	3	13	11	<b>2:30.331</b>	1.999	0.685	167.7
7	60	Sports and You		Mercedes AMG GT4 HP 2019	Luis Silva		AM	4	10	10	<b>2:32.517</b>	4.185	2.186	165.3
8	19	PROsport Racing		Aston Martin Vantage	Rodrigue Gillion		PROAM	4	14	13	<b>2:34.009</b>	5.677	1.492	163.7
9	15	NM Racing Team		Mercedes AMG GT4 HP 2019	Alberto de Martin		PROAM	5	11	6	<b>2:36.603</b>	8.271	2.594	161.0



CIRCUIT DE SPA  
FRANCORCHAMPS





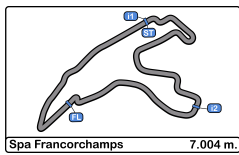


Spa Francorchamps  
 GT Cup Open Europe  
 Race - 2  
 Distance and Speed Average



Cls	Nº	Entrant/Team	Nat	Driver 1	Nat	Driver 2	Nat	Vehicle	Cat	Cls	Laps	Distance	Total Time	Km/h
1	51	Ombra Racing	ITA	Aldo Festante	ITA			Porsche 911 GT3 Cup 2018	PROAM	1	24	168.09	1:02:08.330	162.3
2	10	Baporo Motorsport	ESP	<u>Daniel Díaz-Varela</u>	ESP	Manel Cerqueda	AND	Audi R8 LMS	AM	1	24	168.09	1:02:15.553	161.9
3	19	PROsport Racing	DEU	Rodrigue Gillion	BEL	<u>Nico Verdonck</u>	BEL	Aston Martin Vantage	PROAM	2	24	168.09	1:02:57.006	160.2
4	15	NM Racing Team	ESP	<u>Alberto de Martin</u>	ESP	Rafael Villanueva	ESP	Mercedes AMG GT4 HP 2019	PROAM	3	24	168.09	1:03:45.699	158.1
5	60	Sports and You	PRT	<u>Antonio Coimbra</u>	PRT	Luis Silva	PRT	Mercedes AMG GT4 HP 2019	AM	2	23	161.09	1:02:30.567	154.6





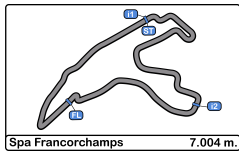
Spa Francorchamps  
GT Cup Open Europe  
Race - 2  
Lap Analysis



10							19							
AM							PROAM							
Lap	D	Time	Sector 1	Sector 2	Sector 3	T. Spd	Lap	D	Time	Sector 1	Sector 2	Sector 3	T. Spd	Elapsed
1	1	2:38.209	47.663	1:11.426	39.120	248.8	1	2	2:37.748	48.245	1:10.011	39.492	245.4	2:37.748
2	1	2:30.147	41.919	1:09.420	38.808	252.9	2	2	2:29.308	42.044	1:08.667	38.597	250.5	5:07.056
3	1	2:30.428	41.907	1:09.336	39.185	252.3	3	2	2:29.196	41.718	1:08.636	38.842	244.8	7:36.252
4	1	2:30.395	42.282	1:09.185	38.928	250.5	4	2	2:28.643	41.820	1:08.327	38.496	251.1	10:04.895
5	1	2:31.003	42.256	1:09.722	39.025	250.5	5	2	2:28.866	41.415	1:08.600	38.851	257.7	12:33.761
6	1	2:30.472	42.312	1:09.318	38.842	251.1	6	2	2:28.573	41.791	1:08.199	38.583	251.1	15:02.334
7	1	2:29.414	41.914	1:08.816	38.684	252.3	7	2	2:28.332	41.728	1:07.925	38.679	251.7	17:30.666
8	1	2:29.693	42.088	1:08.738	38.867	251.1	8	2	2:28.460	41.843	1:07.810	38.807	252.3	19:59.126
9	1	2:30.218	41.882	1:09.249	39.087	252.3	9	2	2:28.822	41.710	1:08.251	38.861	251.1	22:27.948
10	1	2:38.508 P	41.946	1:09.610	46.952	251.7	10	2	2:35.797 P	41.732	1:08.315	45.750	253.5	25:03.745
11	2	4:16.395	2:26.615	1:10.309	39.471	247.7	11	1	4:07.756	2:12.888	1:13.587	41.281	224.0	29:11.501
12	2	2:31.490	42.220	1:09.414	39.856	253.5	12	1	2:38.087	43.966	1:12.848	41.273	230.2	31:49.588
13	2	2:30.215	41.948	1:09.134	39.133	257.1	13	1	2:36.994	43.467	1:12.375	41.152	225.0	34:26.582
14	2	2:29.743	41.773	1:09.027	38.943	254.7	14	1	2:35.216	42.994	1:11.588	40.634	238.4	37:01.798
15	2	2:29.805	41.626	1:09.331	38.848	257.1	15	1	2:35.690	43.354	1:11.662	40.674	240.5	39:37.488
16	2	2:30.702	42.069	1:09.450	39.183	254.1	16	1	2:34.487	42.702	1:11.500	40.285	238.4	42:11.975
17	2	2:29.361	41.675	1:09.113	38.573	256.5	17	1	2:34.435	42.730	1:11.448	40.257	229.2	44:46.410
18	2	2:29.634	41.541	1:09.154	38.939	257.1	18	1	2:35.225	42.682	1:11.326	41.217	237.8	47:21.635
19	2	2:31.595	42.122	1:10.097	39.376	253.5	19	1	2:36.692	42.911	1:12.978	40.803	226.8	49:58.327
20	2	2:34.979	43.327	1:11.258	40.394	243.2	20	1	2:37.679	43.576	1:13.102	41.001	229.7	52:36.006
21	2	2:29.775	41.640	1:09.252	38.883	257.1	21	1	2:35.950	43.075	1:12.263	40.612	235.8	55:11.956
22	2	2:30.085	41.470	1:09.191	39.424	256.5	22	1	2:35.214	42.869	1:12.216	40.129	243.7	57:47.170
23	2	2:33.167	41.722	1:10.757	40.688	256.5	23	1	2:34.009	42.617	1:10.988	40.404	250.0	1:00:21.179
24	2	2:30.120	42.108	1:09.130	38.882	256.5	24	1	2:35.827	42.724	1:12.816	40.287	242.6	1:02:57.006

15							51							
PROAM							PROAM							
Lap	D	Time	Sector 1	Sector 2	Sector 3	T. Spd	Lap	D	Time	Sector 1	Sector 2	Sector 3	T. Spd	Elapsed
1	1	2:45.171	48.868	1:14.051	42.252	243.2	1	1	2:37.314	46.844	1:10.787	39.683	246.5	2:37.314
2	1	2:38.619	44.378	1:12.483	41.758	242.6	2	1	2:29.327	42.001	1:08.388	38.938	251.1	5:06.641
3	1	2:38.853	44.179	1:12.498	42.176	224.5	3	1	2:28.988	41.886	1:08.412	38.690	251.7	7:35.629
4	1	2:38.528	44.809	1:12.425	41.294	241.6	4	1	2:28.757	42.013	1:08.109	38.635	250.0	10:04.386
5	1	2:38.230	44.691	1:12.241	41.298	239.4	5	1	2:30.062	41.808	1:08.309	39.945	250.5	12:34.448
6	1	2:36.603	44.642	1:11.283	40.678	241.0	6	1	2:28.842	41.754	1:08.332	38.756	253.5	15:03.290
7	1	2:37.618	44.148	1:11.017	42.453	243.7	7	1	2:28.713	41.957	1:07.894	38.862	252.9	17:32.003
8	1	2:38.724	44.595	1:13.357	40.772	248.8	8	1	2:28.495	42.015	1:07.763	38.717	252.3	20:00.498
9	1	2:39.606	44.373	1:13.185	42.048	242.6	9	1	2:28.707	41.925	1:07.768	39.014	252.3	22:29.205
10	1	2:37.050	44.447	1:11.534	41.069	243.7	10	1	2:28.713	41.761	1:08.166	38.786	254.1	24:57.918
11	1	2:43.483 P	44.069	1:12.346	47.068	240.0	11	1	2:29.475	42.031	1:08.423	39.021	250.5	27:27.393
12	2	4:16.722	2:26.551	1:10.596	39.575	246.0	12	2	2:36.418 P	41.833	1:08.489	46.096	252.3	30:03.811
13	2	2:32.173	43.058	1:09.287	39.828	251.7	13	2	4:16.164	2:27.745	1:09.345	39.074	248.2	34:19.975
14	2	2:30.690	42.558	1:08.467	39.665	254.7	14	2	2:31.218	42.019	1:09.965	39.234	250.0	36:51.193
15	2	2:34.120	42.593	1:11.957	39.570	255.9	15	2	2:29.792	42.045	1:08.768	38.979	250.5	39:20.985
16	2	2:32.401	42.877	1:10.135	39.389	194.5	16	2	2:30.394	42.480	1:08.944	38.970	246.5	41:51.379
17	2	2:30.631	42.511	1:08.954	39.166	252.3	17	2	2:30.108	42.024	1:08.781	39.303	251.1	44:21.487
18	2	2:30.562	42.255	1:09.037	39.270	255.3	18	2	2:31.022	42.302	1:08.864	39.856	249.4	46:52.509
19	2	2:31.497	42.178	1:09.632	39.687	255.3	19	2	2:31.080	42.322	1:09.464	39.294	250.0	49:23.589
20	2	2:29.646	42.195	1:08.360	39.091	255.3	20	2	2:30.950	41.962	1:09.475	39.513	251.1	51:54.539
21	2	2:33.378	42.092	1:11.869	39.417	254.7	21	2	2:34.074	42.219	1:09.743	42.112	250.5	54:28.613
22	2	2:30.312	42.154	1:08.991	39.167	255.3	22	2	2:31.619	42.510	1:09.519	39.590	250.0	57:00.232
23	2	2:30.912	42.114	1:09.459	39.339	254.7	23	2	2:31.594	42.475	1:09.474	39.645	248.8	59:31.826
24	2	2:30.170	42.107	1:08.922	39.141	254.7	24	2	2:36.504	43.009	1:12.362	41.133	248.2	1:02:08.330





**Spa Francorchamps**  
**GT Cup Open Europe**  
**Race - 2**  
**Lap Analysis**

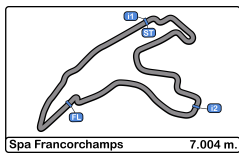


**60** 1 Antonio Coimbra Mercedes AMG GT4 HP 2019

AM 2 Luis Silva Sports and You

Lap	D	Time	Sector 1	Sector 2	Sector 3	T. Spd	Elapsed
1	1	2:39.644	48.401	1:11.373	39.870	224.0	2:39.644
2	1	2:32.733	42.441	1:10.411	39.881	252.3	5:12.377
3	1	2:34.613	42.743	1:11.590	40.280	251.7	7:46.990
4	1	2:33.034	42.841	1:10.239	39.954	251.1	10:20.024
5	1	2:32.617	42.747	1:10.008	39.862	251.7	12:52.641
6	1	2:47.207 P	42.284	1:11.485	53.438	252.9	15:39.848
7	1	4:05.883	2:15.466	1:10.391	40.026	249.4	19:45.731
8	1	2:32.627	42.919	1:10.025	39.683	251.7	22:18.358
9	1	2:30.839	42.465	1:08.943	39.431	250.5	24:49.197
10	1	2:30.608	42.080	1:09.119	39.409	252.9	27:19.805
11	1	2:30.331	41.926	1:09.199	39.206	255.3	29:50.136
12	1	2:33.118	42.131	1:09.559	41.428	253.5	32:23.254
13	1	2:41.193 P	43.086	1:11.288	46.819	251.7	35:04.447
14	2	4:15.359	2:20.666	1:13.393	41.300	248.8	39:19.806
15	2	2:37.107	43.647	1:12.766	40.694	233.7	41:56.913
16	2	2:34.114	43.037	1:10.996	40.081	251.1	44:31.027
17	2	2:34.043	43.248	1:10.524	40.271	251.7	47:05.070
18	2	2:34.604	43.002	1:11.717	39.885	233.7	49:39.674
19	2	2:35.224	43.010	1:11.921	40.293	252.9	52:14.898
20	2	2:33.467	42.886	1:10.759	39.822	254.1	54:48.365
21	2	2:34.990	43.059	1:10.679	41.252	254.1	57:23.355
22	2	2:34.695	42.494	1:10.780	41.421	252.3	59:58.050
23	2	2:32.517	42.639	1:10.049	39.829	255.9	1:02:30.567





**Spa Francorchamps**  
**GT Cup Open Europe**  
**Race - 2**  
**Analysis by Lap**



Num	Lap Time	Gap
<b>Lap 1</b>		
51	2:37.314	
19	2:37.748	00.434
10	2:38.209	00.895
60	2:39.644	02.330
15	2:45.171	07.857

Num	Lap Time	Gap
<b>Lap 2</b>		
51	2:29.327	
19	2:29.308	00.415
10	2:30.147	01.715
60	2:32.733	05.736
15	2:38.619	17.149

Num	Lap Time	Gap
<b>Lap 3</b>		
51	2:28.988	
19	2:29.196	00.623
10	2:30.428	03.155
60	2:34.613	11.361
15	2:38.853	27.014

Num	Lap Time	Gap
<b>Lap 4</b>		
51	2:28.757	
19	2:28.643	00.509
10	2:30.395	04.793
60	2:33.034	15.638
15	2:38.528	36.785

Num	Lap Time	Gap
<b>Lap 5</b>		
19	2:28.866	
51	2:30.062	00.687
10	2:31.003	06.421
60	2:32.617	18.880
15	2:38.230	45.640

Num	Lap Time	Gap
<b>Lap 6</b>		
19	2:28.573	
51	2:28.842	00.956
10	2:30.472	08.320
60	2:47.207	37.514

Num	Lap Time	Gap
<b>Lap 7</b>		
19	2:28.332	
51	2:28.713	01.337
10	2:29.414	09.402
15	2:37.618	1:02.956
60	4:05.883	2:15.065

Num	Lap Time	Gap
<b>Lap 8</b>		
19	2:28.460	
51	2:28.495	01.372
10	2:29.693	10.635
15	2:38.724	1:13.220
60	2:32.627	2:19.232

Num	Lap Time	Gap
<b>Lap 9</b>		
19	2:28.822	
51	2:28.707	01.257
10	2:30.218	12.031
15	2:39.606	1:24.004
60	2:30.839	2:21.249

Num	Lap Time	Gap
<b>Lap 10</b>		
51	2:28.713	
19	2:35.797	05.827
10	2:38.508	20.569
15	2:37.050	1:31.084
60	2:30.608	2:21.887

Num	Lap Time	Gap
<b>Lap 11</b>		
51	2:29.475	
19	4:07.756	1:44.108
15	2:43.483	1:45.092
10	4:16.395	2:07.489
60	2:30.331	2:22.743

Num	Lap Time	Gap
<b>Lap 12</b>		
51	2:36.418	
19	2:38.087	1:45.777

Num	Lap Time	Gap
<b>Lap 13</b>		
51	4:16.164	
19	2:36.994	06.607
10	2:30.215	16.612
60	2:41.193	44.472
15	2:32.173	1:41.405

Num	Lap Time	Gap
<b>Lap 14</b>		
51	2:31.218	
19	2:35.216	10.605
10	2:29.743	15.137
15	2:30.690	1:40.877
60	4:15.359	2:28.613

Num	Lap Time	Gap
<b>Lap 15</b>		
51	2:29.792	
10	2:29.805	15.150
19	2:35.690	16.503
15	2:34.120	1:45.205

Num	Lap Time	Gap
<b>Lap 16</b>		
51	2:30.394	
60	2:37.107	1 Lap
10	2:30.702	15.458
19	2:34.487	20.596
15	2:32.401	1:47.212

Num	Lap Time	Gap
<b>Lap 17</b>		
51	2:30.108	
60	2:34.114	1 Lap
10	2:29.361	14.711
19	2:34.435	24.923
15	2:30.631	1:47.735

Num	Lap Time	Gap
<b>Lap 18</b>		
51	2:31.022	
60	2:34.043	1 Lap
10	2:29.634	13.323
19	2:35.225	29.126
15	2:30.562	1:47.275

Num	Lap Time	Gap
<b>Lap 19</b>		
51	2:31.080	
10	2:31.595	13.838
60	2:34.604	1 Lap
19	2:36.692	34.738
15	2:31.497	1:47.692

Num	Lap Time	Gap
<b>Lap 20</b>		
51	2:30.950	
10	2:34.979	17.867
60	2:35.224	1 Lap
19	2:37.679	41.467
15	2:29.646	1:46.388

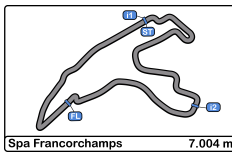
Num	Lap Time	Gap
<b>Lap 21</b>		
51	2:34.074	
10	2:29.775	13.568
60	2:33.467	1 Lap
19	2:35.950	43.343
15	2:33.378	1:45.692

Num	Lap Time	Gap
<b>Lap 22</b>		
51	2:31.619	
10	2:30.085	12.034
60	2:34.990	1 Lap
19	2:35.214	46.938
15	2:30.312	1:44.385

Num	Lap Time	Gap
<b>Lap 23</b>		
51	2:31.594	
10	2:33.167	13.607
60	2:34.695	1 Lap
19	2:34.009	49.353

Num	Lap Time	Gap
<b>Lap 24</b>		
51	2:36.504	
10	2:30.120	07.223
60	2:32.517	1 Lap
19	2:35.827	48.676
15	2:30.170	1:37.369



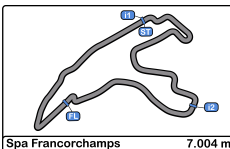


Spa Francorchamps  
 GT Cup Open Europe  
 Race - 2  
**Best Sectors Results**



Sector - 1				Sector - 2				Sector - 3				Ideal Lap vs Best Lap					
Clas	Nº	Driver	Time	Nº	Driver	Time	Nº	Driver	Time	Clas	Nº	Driver	Ideal Lap	Best Lap	Clas		
1	19	Gillion - Verdonck	41.415	51	Aldo Festante	1:07.763	19	Gillion - Verdonck	38.496	1	19	Gillion - Verdonck	2:27.721	2:28.332	1		
2	10	Díaz-Varela - Cerqueda	41.470	19	Gillion - Verdonck	1:07.810	10	Díaz-Varela - Cerqueda	38.573	2	51	Aldo Festante	2:28.152	2:28.495	2		
3	51	Aldo Festante	41.754	15	de Martin - Villanueva	1:08.360	51	Aldo Festante	38.635	3	10	Díaz-Varela - Cerqueda	2:28.781	2:29.361	3		
4	60	Coimbra - Silva	41.926	10	Díaz-Varela - Cerqueda	1:08.738	15	de Martin - Villanueva	39.091	4	15	de Martin - Villanueva	2:29.543	2:29.646	4		
5	15	de Martin - Villanueva	42.092	60	Coimbra - Silva	1:08.943	60	Coimbra - Silva	39.206	5	60	Coimbra - Silva	2:30.075	2:30.331	5		



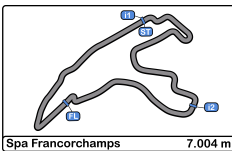


Spa Francorchamps  
 GT Cup Open Europe  
 Race - 2  
 Leader Sequence



Nº	Entrant/Team	Nat	Driver 1	Nat	Driver 2	Nat	Vehicle	Cat	Start Lap	End Lap	Laps	Total Laps
51	Ombra Racing		Aldo Festante				Porsche 911 GT3 Cup 2018	PROAM	1	4	4	4
19	PROsport Racing		Rodrigue Gillion		<u>Nico Verdonck</u>		Aston Martin Vantage	PROAM	5	9	5	5
51	Ombra Racing		Aldo Festante				Porsche 911 GT3 Cup 2018	PROAM	10	24	15	19



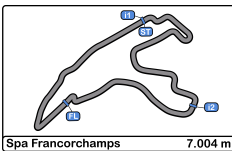


Spa Francorchamps  
GT Cup Open Europe  
Race - 2  
Best 5 Lap Times



Cl	N°	Entrant/Team	Nat	Driver 1	Nat	Status	Driver 2	Nat	Status	Vehicle	Cat	Cl	Best 1		Best 2		Best 3		Best 4		Best 5	
													Time	Lap	Time	Lap	Time	Lap	Time	Lap	Time	Lap
1	19	PROsport Racing		DEU Rodrigue Gillion		BEL	<b>Nico Verdonck</b>		BEL	Aston Martin Vantage	PROAM	1	<b>2:28.332</b>	7	2:28.460	8	2:28.573	6	2:28.643	4	2:28.822	9
2	51	Ombra Racing		ITA Aldo Festante		ITA			ITA	Porsche 911 GT3 Cup 2018	PROAM	2	<b>2:28.495</b>	8	2:28.707	9	2:28.713	7	2:28.713	10	2:28.757	4
3	10	Baporo Motorsport		ESP <b>Daniel Díaz-Varela</b>		ESP	Manel Cerqueda		ESP	Audi R8 LMS	AM	1	<b>2:29.361</b>	17	2:29.414	7	2:29.634	18	2:29.693	8	2:29.743	14
4	15	NM Racing Team		ESP <b>Alberto de Martin</b>		ESP	Rafael Villanueva		ESP	Mercedes AMG GT4 HP 2019	PROAM	3	<b>2:29.646</b>	20	2:30.170	24	2:30.312	22	2:30.562	18	2:30.631	17
5	60	Sports and You		PRT <b>Antonio Coimbra</b>		PRT	Luis Silva		PRT	Mercedes AMG GT4 HP 2019	AM	2	<b>2:30.331</b>	11	2:30.608	10	2:30.839	9	2:32.517	23	2:32.617	5





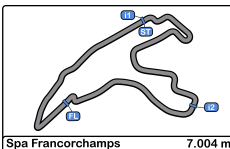
Spa Francorchamps  
GT Cup Open Europe  
Race - 2  
Best 5 Top Speeds



Cl	Nº	Entrant/Team	Nat	Driver 1	Nat	Driver 2	Nat	Vehicle	Cat	Cl	Top 1		Top 2		Top 3		Top 4		Top 5		Avg
											Km/h	Lap	Km/h	Lap	Km/h	Lap	Km/h	Lap	Km/h	Lap	
1	19	PROsport Racing		DEU Rodrigue Gillion		BEL <b>Nico Verdonck</b>		Aston Martin Vantage	PROAM	1	<b>257.7</b>	5	253.5	10	252.3	8	251.7	7	251.1	4	253.3
2	10	Baporo Motorsport		ESP <b>Daniel Díaz-Varela</b>		ESP Manel Cerqueda		Audi R8 LMS	AM	1	<b>257.1</b>	13	257.1	15	257.1	18	257.1	21	256.5	17	257.0
3	15	NM Racing Team		ESP <b>Alberto de Martin</b>		ESP Rafael Villanueva		Mercedes AMG GT4 HP 2019	PROAM	2	<b>255.9</b>	15	255.3	18	255.3	19	255.3	20	255.3	22	255.4
4	60	Sports and You		PRT <b>Antonio Coimbra</b>		PRT Luis Silva		Mercedes AMG GT4 HP 2019	AM	2	<b>255.9</b>	23	255.3	11	254.1	20	254.1	21	253.5	12	254.5
5	51	Ombra Racing		ITA Aldo Festante		ITA		Porsche 911 GT3 Cup 2018	PROAM	3	<b>254.1</b>	10	253.5	6	252.9	7	252.3	8	252.3	9	253.0





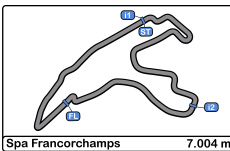


Spa Francorchamps  
 GT Cup Open Europe  
 Race - 2  
 Fastest Laps Sequence



Lap	Time of Day	Session Time	Nº	Entrant/Team	Nat	Driver 1	Nat	Driver 2	Nat	Vehicle	Cat	Time	Km/h
2	13:54:53.686	5:06.686	51	Ombra Racing	ITA	Aldo Festante	ITA			Porsche 911 GT3 Cup 2018	PROAM	2:29.327	168.8
2	13:54:54.102	5:07.102	19	PROsport Racing	BEL	Rodrigue Gillion	BEL	Nico Verdonck	BEL	Aston Martin Vantage	PROAM	2:29.308	168.8
3	13:57:22.675	7:35.675	51	Ombra Racing	ITA	Aldo Festante	ITA			Porsche 911 GT3 Cup 2018	PROAM	2:28.988	169.2
4	13:59:51.431	10:04.431	51	Ombra Racing	ITA	Aldo Festante	ITA			Porsche 911 GT3 Cup 2018	PROAM	2:28.757	169.5
4	13:59:51.941	10:04.941	19	PROsport Racing	BEL	Rodrigue Gillion	BEL	Nico Verdonck	BEL	Aston Martin Vantage	PROAM	2:28.643	169.6
6	14:04:49.380	15:02.380	19	PROsport Racing	BEL	Rodrigue Gillion	BEL	Nico Verdonck	BEL	Aston Martin Vantage	PROAM	2:28.573	169.7
7	14:07:17.712	17:30.712	19	PROsport Racing	BEL	Rodrigue Gillion	BEL	Nico Verdonck	BEL	Aston Martin Vantage	PROAM	2:28.332	169.9















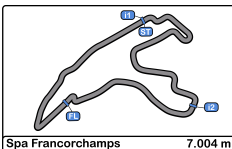
Spa Francorchamps  
GT Cup Open Europe  
Race - 2



Event Best Maximum Speed

Nº	Entrant/Team	Nat	Driver 1	Nat	Driver 2	Nat	Vehicle	Cat	Km/h	Session
10	Baporo Motorsport	 ESP	Daniel Díaz-Varela	 ESP	Manel Cerqueda	 AND	Audi R8 LMS	AM	259.6	Free Practice - 1
19	PROsport Racing	 BEL	Rodrigue Gillion	 BEL	Nico Verdonck	 BEL	Aston Martin Vantage	PROAM	257.7	Race - 2
51	Ombra Racing	 ITA	Aldo Festante	 ITA			Porsche 911 GT3 Cup 2018	PROAM	255.9	Free Practice - 1
15	NM Racing Team	 ESP	Alberto de Martin	 ESP	Rafael Villanueva	 ESP	Mercedes AMG GT4 HP 2019	PROAM	255.9	Qualifying - 1 Driver - 1
60	Sports and You	 PRT	Antonio Coimbra	 PRT	Luis Silva	 PRT	Mercedes AMG GT4 HP 2019	AM	255.9	Race - 2





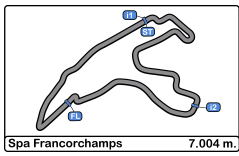
Spa Francorchamps  
 GT Cup Open Europe  
 Race - 2  
 Lap Chart



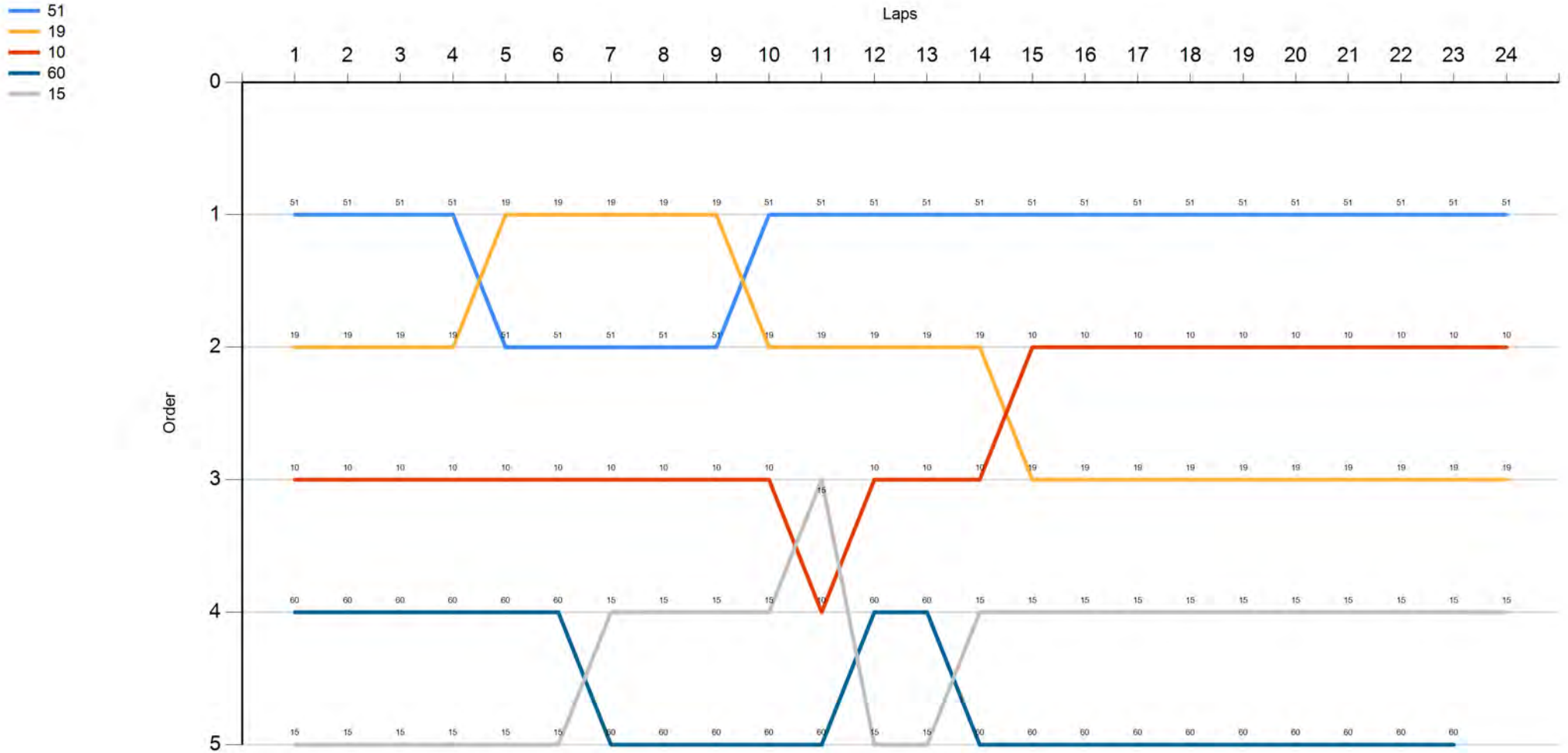
LAP

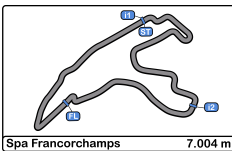
Nr	Po	1	2	3	4	5	6	7	8	9	10	11	12	13	14	15	16	17	18	19	20	21	22	23	24
51	<b>1</b>	51	51	51	51	19	19	19	19	19	51	51	51	51	51	51	51	51	51	51	51	51	51	51	51
19	<b>2</b>	19	19	19	19	51	51	51	51	51	19	19	19	19	19	10	10	10	10	10	10	10	10	10	10
10	<b>3</b>	10	10	10	10	10	10	10	10	10	10	15	10	10	10	19	19	19	19	19	19	19	19	19	19
60	<b>4</b>	60	60	60	60	60	60	15	15	15	15	10	60	60	15	15	15	15	15	15	15	15	15	15	15
15	<b>5</b>	15	15	15	15	15	15	60	60	60	60	60	15	15	60	60	60	60	60	60	60	60	60	60	60





Spa Francorchamps  
 GT Cup Open Europe  
 Race - 2  
 Graphic Lap Chart



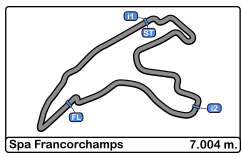


Spa Francorchamps  
GT Cup Open Europe  
Race - 2  
Pit Stop Analysis

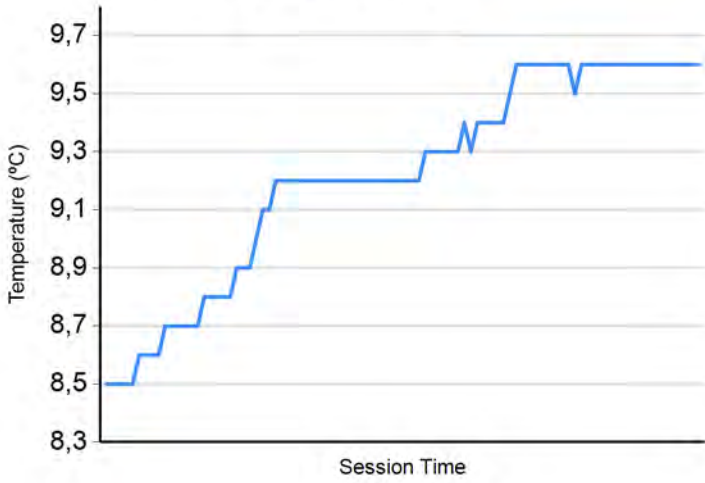


Nr.	In Day Time	Entrant/Team	Nat	Driver 1	Nat	Driver 2	Nat	Vehicle	Cat	In Time	Stop N°	Pit Time	Handicap	Penalty
19	14:14:45.075	PROsport Racing	DEU	Rodrigue Gillion	BEL	<b>Nico Verdonck</b>	BEL	Aston Martin Vantage	PROAM	24:58.030	1	1:39.641	1:10	
10	14:14:59.985	Baporo Motorsport	ESP	<b>Daniel Díaz-Varela</b>	ESP	Manel Cerqueda	AND	Audi R8 LMS	AM	25:12.940	1	1:54.169	1:10	
15	14:18:54.356	NM Racing Team	ESP	<b>Alberto de Martin</b>	ESP	Rafael Villanueva	ESP	Mercedes AMG GT4 HP 2019	PROAM	29:07.311	1	1:51.926	1:10	
51	14:19:45.397	Ombra Racing	ITA	Aldo Festante	ITA			Porsche 911 GT3 Cup 2018	PROAM	29:58.351	1	1:56.578	1:10	
60	14:24:46.017	Sports and You	PRT	<b>Antonio Coimbra</b>	PRT	Luis Silva	PRT	Mercedes AMG GT4 HP 2019	AM	34:58.972	2	1:47.209	1:10	

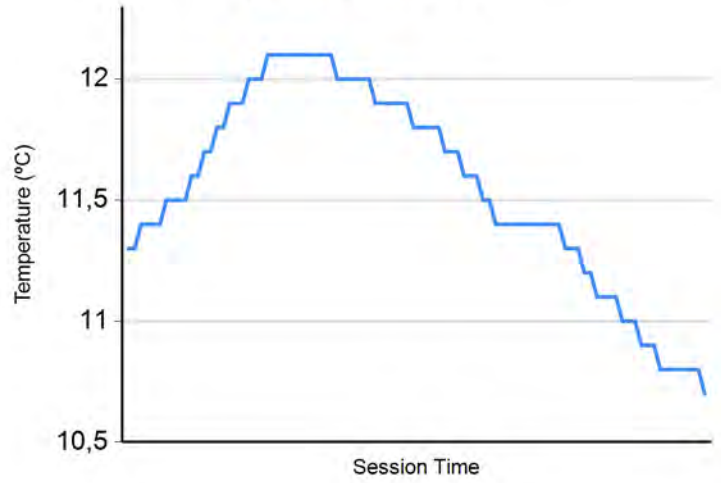




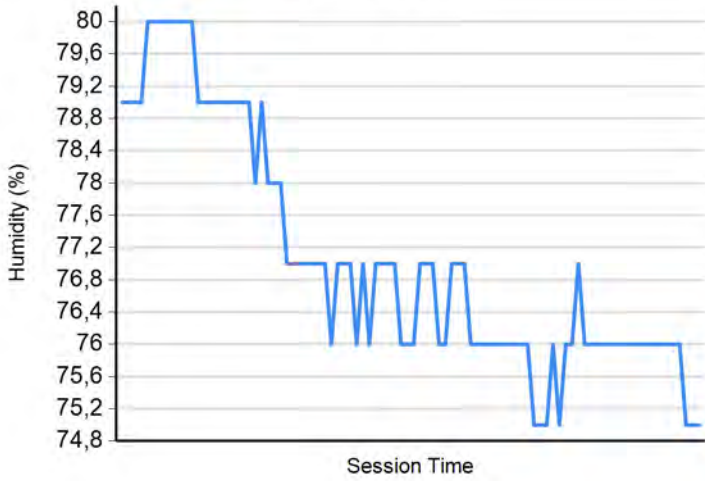
**Air Temperature**



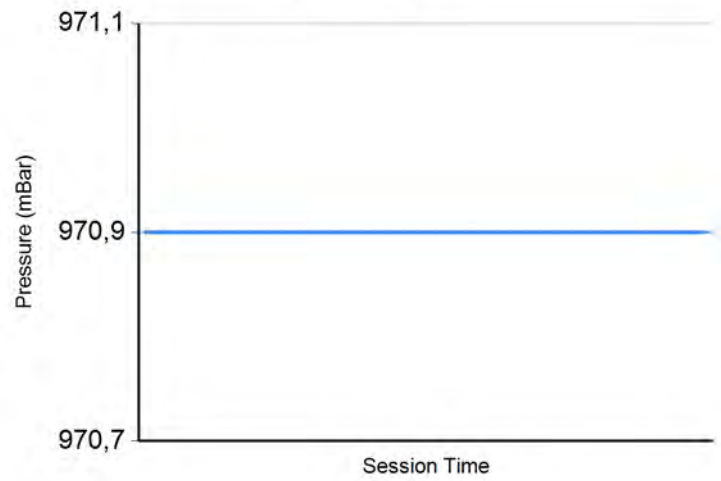
**Track Temperature**



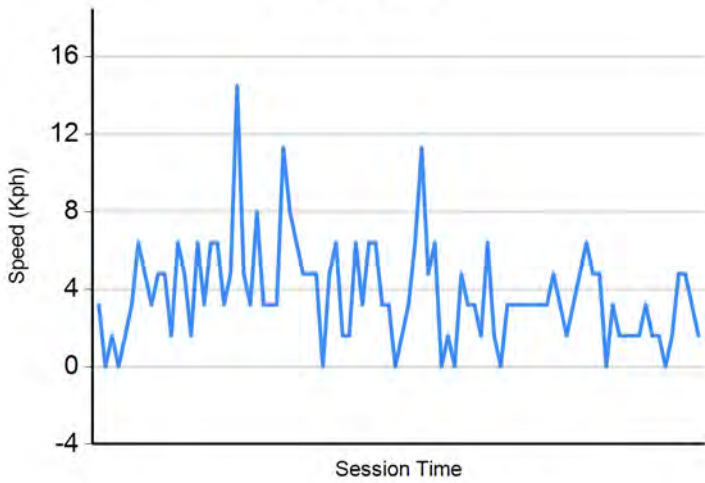
**Humidity**



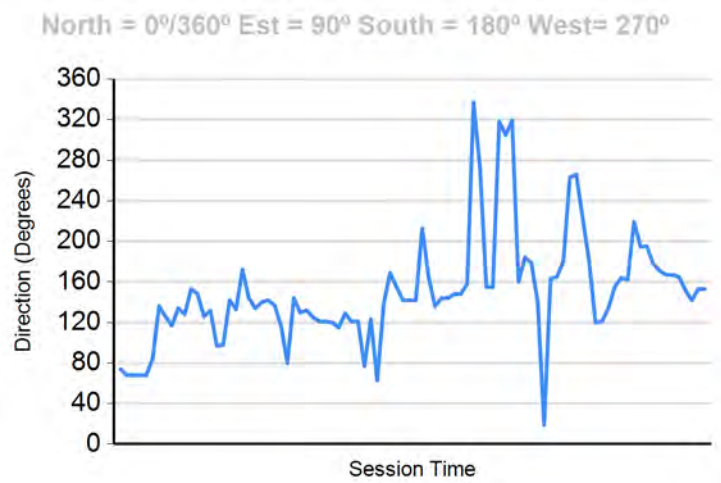
**Pressure**

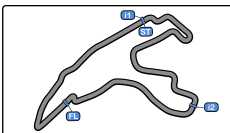


**Wind Speed**



**Wind direction**





**Spa Francorchamps**  
**GT Cup Open Europe**  
**Race - 2**




**Final Results**

Cls	Nº	Entrant/Team	Nat	Driver 1	Nat	Driver 2	Nat	Vehicle	Cat	Cl	Laps	Total Time	Gap	Interval	Km/h	Best	Time	Km/h
1	51	Ombra Racing	ITA	Aldo Festante	ITA			Porsche 911 GT3 Cup 2018	PROAM	1	24	<b>1:02:08.330</b>			162.3	8	2:28.495	169.7
2	10	Baporo Motorsport	ESP	<b>Daniel Díaz-Varela</b>	ESP	Manel Cerqueda	AND	Audi R8 LMS	AM	1	24	<b>1:02:15.553</b>	7.223	7.223	161.9	17	2:29.361	168.8
3	19	PROsport Racing	DEU	Rodrigue Gillion	BEL	<b>Nico Verdonck</b>	BEL	Aston Martin Vantage	PROAM	2	24	<b>1:02:57.006</b>	48.676	41.453	160.2	7	2:28.332	169.9
4	15	NM Racing Team	ESP	<b>Alberto de Martin</b>	ESP	Rafael Villanueva	ESP	Mercedes AMG GT4 HP 2019	PROAM	3	24	<b>1:03:45.699</b>	1:37.369	48.693	158.1	20	2:29.646	168.4
5	60	Sports and You	PRT	<b>Antonio Coimbra</b>	PRT	Luis Silva	PRT	Mercedes AMG GT4 HP 2019	AM	2	23	<b>1:02:30.567</b>	1 Lap	1 Lap	154.6	11	2:30.331	167.7

Fastest lap Gillion - Verdonck in 2:28.332 at 170.0 Km/h in lap 7

Published at:.....

Track Temp: 11.9 °C    Air Temp: 8.8 °C    Humidity: 79 %    Track Status: DRY

<b>Stewards:</b>	<b>Race Director:</b>	<b>Timekeeper:</b> 
------------------	-----------------------	--




**Championship Classification**

















Cls.	Name	Nat.	Net Pts.	Pts.	Hungaroring		Paul Ricard		Monza		SPA-Francorchamps		Barcelona	
					R1	R2	R1	R2	R1	R2	R1	R2	R1	R2
1	Aldo Festante		100	100	10	15		15	15	15	15	15		
2	Daniel Díaz-Varela		86	86	8	5	15	10	12	12	12	12		
	Manel Cerqueda		86	86	8	5	15	10	12	12	12	12		
3	Luis Silva		55	55	6		8	3	10	10	10	8		
	Antonio Coimbra		55	55	6		8	3	10	10	10	8		
4	Niki Leutwiler		44	44	12	12	12	8						
5	Jaume Font		31	31	15	10		6						
6	Vincent Beltoise		24	24	12	12								
7	Robert Hefler		22	22		6	4	12						
	Philippe Valenza		22	22		6	4	12						
8	Rafael Villanueva		21	21			10	1				10		
	Alberto de Martin		21	21			10	1				10		
9	Bas Schouten		20	20			12	8						
10	Rodrigue Gillion		12	12				4			8			
11	Mario Cordoni		11	11			6	5						
12	Albert Estragues		8	8		8								
13	Gregor Zsigo		8	8	4	4								
	Csaba Walter		8	8	4	4								
14	Michael Blanchemain		8	8	5	3								
	Stephane Adler		8	8	5	3								
15	Roberto Rayneri		7	7			5	2						
16	Nico Verdonck		4	4				4						




**Championship PROAM Classification**


Cls.	Name	Nat.	Net Pts.	Pts.	Hungaroring		Paul Ricard		Monza		SPA-Francorchamps		Barcelona	
					R1	R2	R1	R2	R1	R2	R1	R2	R1	R2
1	Aldo Festante		34	34	4	5		5	5	5	5	5		
2	Niki Leutwiler		17	17	5	4	5	3						
3	Philippe Valenza		10	10		3	3	4						
	Robert Hefler		10	10		3	3	4						
4	Alberto de Martin		9	9			4	1				4		
	Rafael Villanueva		9	9			4	1				4		
5	Vincent Beltoise		9	9	5	4								
6	Bas Schouten		8	8			5	3						
7	Rodrigue Gillion		6	6				2			4			
8	Nico Verdonck		2	2				2						


**Championship AM Classification**

Cls.	Name	Nat.	Net Pts.	Pts.	 Hungaroring		 Paul Ricard		 Monza		 SPA-Francorchamps		 Barcelona	
					R1	R2	R1	R2	R1	R2	R1	R2	R1	R2
1	Daniel Díaz-Varela		49	49	8	6	10	5	5	5	5	5	5	
	Manel Cerqueda		49	49	8	6	10	5	5	5	5	5	5	
2	Antonio Coimbra		32	32	6		8	2	4	4	4	4		
	Luis Silva		32	32	6		8	2	4	4	4	4		
3	Jaume Font		24	24	10	10		4						
4	Mario Cordoni		9	9			6	3						
5	Albert Estragues		8	8		8								
6	Csaba Walter		7	7	3	4								
	Gregor Zsigo		7	7	3	4								
7	Michael Blanchemain		7	7	4	3								
	Stephane Adler		7	7	4	3								
8	Roberto Rayneri		5	5			4	1						


**Championship Teams' Classification**


Cls.	Team	Nat.	Net Pts.	Pts.	Hungaroring		Paul Ricard		Monza		SPA-Francorchamps		Barcelona	
					R1	R2	R1	R2	R1	R2	R1	R2	R1	R2
1	Baporo Motorsport		73	73	14	8	10	9	8	8	8	8		
2	Ombra Racing		66	66	6	10		10	10	10	10	10		
3	Sports and You		29	29	3		4		6	6	6	4		
4	PZ Oberer Zürichsee by TFT		28	28	8	8	8	4						
5	NM Racing Team		19	19		4	6				3	6		
6	Team Virage		13	13	2	3		8						
7	GDL Racing		7	7			5	2						
8	PROsport Racing		4	4							4			
9	Racing Trevor		0	0										



## Drivers Statistics

Cls.	Nº	Name	Nat.	Net Points	Points	First Positions	Seconds Positions	Thirds Positions	Race Fastest Laps	Pole Positions	Laps in first place	Km. covered in Race	Km. covered in Practice
1	51	Aldo Festante		100	100	6		1	5	5	134	1147.63	1029.37
2	10	Daniel Díaz-Varela		86	86	1	4	1	2	2	37	1287.36	1692.25
	10	Manel Cerqueda		86	86	1	4	1	2	2	37	1287.36	1692.25
3	60	Luis Silva		55	55			3			7	1175.56	1609.16
	60	Antonio Coimbra		55	55			3			7	1175.56	1609.16
4	22	Niki Leutwiler		44	44		3					540.817	565.488
5	13	Jaume Font		31	31	1		1			12	395.267	686.541
6	22	Vincent Beltoise		24	24		2					249.717	227.812
7	77	Robert Hefler		22	22		1					438.671	613.679
	77	Philippe Valenza		22	22		1					438.671	613.679
8	15	Rafael Villanueva		21	21			2	1		16	574.806	835.878
	15	Alberto de Martin		21	21			2	1		16	574.806	835.878
9	22	Bas Schouten		20	20		1					291.100	337.676
10	19	Rodrigue Gillion		12	12					1	14	369.590	615.384
11	67	Mario Cordoni		11	11							291.100	302.744
12	26	Albert Estragues		8	8							170.743	358.546
13	40	Gregor Zsigo		8	8							240.955	210.288
	40	Csaba Walter		8	8							240.955	210.288
14	88	Michael Blanchemain		8	8							240.955	350.480
	88	Stephane Adler		8	8							240.955	350.480
15	66	Roberto Rayneri		7	7							285.278	279.456
16	19	Nico Verdonck		4	4					1	14	180.482	566.356



## Drivers Performance

	Hungaroring	Paul Ricard	Red Bull Ring	Monza	SPA-Francorchamps	Barcelona

Cls.	Name	Nat.	Net Pts.	Pts.	R1	R2	R1	R2	R1	R2	R1	R2	R1	R2	R1	R2
1	Aldo Festante		100	100	1-3	1-1	3-NC	1-1	2-1	1-1	1-1	2-1				
2	Daniel Díaz-Varela		86	86	6-4	5-6	1-1	3-3	1-2	3-2	2-2	3-2				
	Manel Cerqueda		86	86	6-4	5-6	1-1	3-3	1-2	3-2	2-2	3-2				
3	Luis Silva		55	55	4-5	6-NC	4-4	7-8	3-3	2-3	4-3	4-4				
	Antonio Coimbra		55	55	4-5	6-NC	4-4	7-8	3-3	2-3	4-3	4-4				
4	Niki Leutwiler		44	44	3-2	2-2	5-2	4-4	NP-NP	NP-NP	NP-NP	NP-NP				
5	Jaume Font		31	31	2-1	3-3	7-NP	6-5	NP-NP	NP-NP	NP-NP	NP-NP				
6	Vincent Beltoise		24	24	3-2	2-2	NP-NP	NP-NP	NP-NP	NP-NP	NP-NP	NP-NP				
7	Robert Hefler		22	22	7-NC	4-5	6-7	5-2	NP-NP	NP-NP	NP-NP	NP-NP				
	Philippe Valenza		22	22	7-NC	4-5	6-7	5-2	NP-NP	NP-NP	NP-NP	NP-NP				
8	Rafael Villanueva		21	21	NP-	NP-	2-3	9-10	NP-NP	NP-NP	3-NC	5-3				
	Alberto de Martin		21	21	NP-	NP-	2-3	9-10	NP-NP	NP-NP	3-NC	5-3				
9	Bas Schouten		20	20	NP-	NP-	5-2	4-4	NP-NP	NP-NP	NP-NP	NP-NP				
10	Rodrigue Gillion		12	12	NP-	NP-	9-NC	2-7	NP-NP	NP-NP	5-4	1-NP				
11	Mario Cordoni		11	11	NP-	NP-	10-5	8-6	NP-NP	NP-NP	NP-NP	NP-NP				
12	Albert Estragues		8	8	5-NC	NP-4	8-NC	NP-NP	NP-NP	NP-NP	NP-NP	NP-NP				
13	Gregor Zsigo		8	8	8-7	8-7	NP-NP	NP-NP	NP-NP	NP-NP	NP-NP	NP-NP				
	Csaba Walter		8	8	8-7	8-7	NP-NP	NP-NP	NP-NP	NP-NP	NP-NP	NP-NP				
14	Michael Blanchemain		8	8	9-6	7-8	NP-NP	NP-NP	NP-NP	NP-NP	NP-NP	NP-NP				
	Stephane Adler		8	8	9-6	7-8	NP-NP	NP-NP	NP-NP	NP-NP	NP-NP	NP-NP				
15	Roberto Rayneri		7	7	NP-	NP-	11-6	10-9	NP-NP	NP-NP	NP-NP	NP-NP				
16	Nico Verdonck		4	4	NP-	NP-	9-NC	2-7	NP-NP	NP-NP	NP-NP	1-NP				