

Spa Francorchamps  
GT Cup Open Europe  
Race - 2




Provisional Results

Cls	Nº	Entrant/Team	Nat	Driver 1	Nat	Driver 2	Nat	Vehicle	Cat	Cl	Laps	Total Time	Gap	Interval	Km/h	Best	Time	Km/h
1	51	Ombra Racing	ITA	Aldo Festante	ITA			Porsche 911 GT3 Cup 2018	PROAM	1	24	1:02:08.330			162.3	8	2:28.495	169.7
2	10	Baporo Motorsport	ESP	<u>Daniel Díaz-Varela</u>	ESP	Manel Cerqueda	AND	Audi R8 LMS	AM	1	24	1:02:15.553	7.223	7.223	161.9	17	2:29.361	168.8
3	19	PROsport Racing	DEU	Rodrigue Gillion	BEL	<u>Nico Verdonck</u>	BEL	Aston Martin Vantage	PROAM	2	24	1:02:57.006	48.676	41.453	160.2	7	2:28.332	169.9
4	15	NM Racing Team	ESP	<u>Alberto de Martin</u>	ESP	Rafael Villanueva	ESP	Mercedes AMG GT4 HP 2019	PROAM	3	24	1:03:45.699	1:37.369	48.693	158.1	20	2:29.646	168.4
5	60	Sports and You	PRT	<u>Antonio Coimbra</u>	PRT	Luis Silva	PRT	Mercedes AMG GT4 HP 2019	AM	2	23	1:02:30.567	1 Lap	1 Lap	154.6	11	2:30.331	167.7

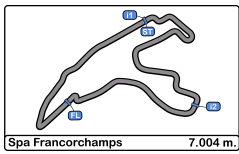
Fastest lap Gillion - Verdonck in 2:28.332 at 170.0 Km/h in lap 7

Published at:.....

Track Temp: 11.9 °C    Air Temp: 8.8 °C    Humidity: 79 %    Track Status: DRY

Stewards:	Race Director:	Timekeeper: 
-----------	----------------	---





**Spa Francorchamps**  
**GT Cup Open Europe**  
**Race - 2**




**Provisional Results by Class**

Cls	Nº	Entrant/Team	Nat	Driver 1	Nat	Driver 2	Nat	Vehicle	Cat	Cl	Laps	Total Time	Gap	Interval	Km/h	Best	Time	Km/h
<b>PROAM</b>																		
1	51	Ombra Racing	ITA	Aldo Festante	ITA			Porsche 911 GT3 Cup 2018	PROAM	1	24	1:02:08.330			162.3	8	2:28.495	169.7
2	19	PROsport Racing	DEU	Rodrigue Gillion	BEL	<b>Nico Verdonck</b>	BEL	Aston Martin Vantage	PROAM	2	24	1:02:57.006	48.676	48.676	160.2	7	2:28.332	169.9
3	15	NM Racing Team	ESP	<b>Alberto de Martin</b>	ESP	Rafael Villanueva	ESP	Mercedes AMG GT4 HP 2019	PROAM	3	24	1:03:45.699	1:37.369	48.693	158.1	20	2:29.646	168.4
<b>AM</b>																		
1	10	Baporo Motorsport	ESP	<b>Daniel Díaz-Varela</b>	ESP	Manel Cerqueda	AND	Audi R8 LMS	AM	1	24	1:02:15.553			161.9	17	2:29.361	168.8
2	60	Sports and You	PRT	<b>Antonio Coimbra</b>	PRT	Luis Silva	PRT	Mercedes AMG GT4 HP 2019	AM	2	23	1:02:30.567	1 Lap	1 Lap	154.6	11	2:30.331	167.7

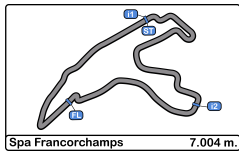
Fastest lap Gillion - Verdonck in 2:28.332 at 170.0 Km/h in lap 7

Published at:.....

Track Temp: 11.9 °C    Air Temp: 8.8 °C    Humidity: 79 %    Track Status: DRY

<b>Stewards:</b>	<b>Race Director:</b>	<b>Timekeeper:</b> 
------------------	-----------------------	--





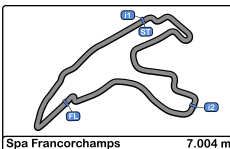
**Spa Francorchamps**  
**GT Cup Open Europe**  
**Race - 2**



**Provisional Classification by Driver Fastest Lap**

Cl	Nº	Entrant/Team	Nat	Vehicle	Driver	Nat	Cat	Cl	Laps	Best	Time	Gap	Interval	Km/h
1	19	PROsport Racing		Aston Martin Vantage	Nico Verdonck		PROAM	1	10	7	<b>2:28.332</b>			169.9
2	51	Ombra Racing		Porsche 911 GT3 Cup 2018	Aldo Festante		PROAM	2	24	8	<b>2:28.495</b>	0.163	0.163	169.7
3	10	Baporo Motorsport		Audi R8 LMS	Manel Cerqueda		AM	1	14	7	<b>2:29.361</b>	1.029	0.866	168.8
4	10	Baporo Motorsport		Audi R8 LMS	Daniel Díaz-Varela		AM	2	10	7	<b>2:29.414</b>	1.082	0.053	168.7
5	15	NM Racing Team		Mercedes AMG GT4 HP 2019	Rafael Villanueva		PROAM	3	13	9	<b>2:29.646</b>	1.314	0.232	168.4
6	60	Sports and You		Mercedes AMG GT4 HP 2019	Antonio Coimbra		AM	3	13	11	<b>2:30.331</b>	1.999	0.685	167.7
7	60	Sports and You		Mercedes AMG GT4 HP 2019	Luis Silva		AM	4	10	10	<b>2:32.517</b>	4.185	2.186	165.3
8	19	PROsport Racing		Aston Martin Vantage	Rodrigue Gillion		PROAM	4	14	13	<b>2:34.009</b>	5.677	1.492	163.7
9	15	NM Racing Team		Mercedes AMG GT4 HP 2019	Alberto de Martin		PROAM	5	11	6	<b>2:36.603</b>	8.271	2.594	161.0





Spa Francorchamps  
GT Cup Open Europe  
Race - 2

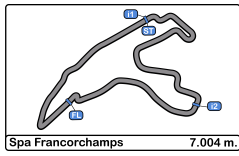
Distance and Speed Average



Cls	Nº	Entrant/Team	Nat	Driver 1	Nat	Driver 2	Nat	Vehicle	Cat	Cls	Laps	Distance	Total Time	Km/h
1	51	Ombra Racing	ITA	Aldo Festante	ITA			Porsche 911 GT3 Cup 2018	PROAM	1	24	168.09	1:02:08.330	162.3
2	10	Baporo Motorsport	ESP	<u>Daniel Díaz-Varela</u>	ESP	Manel Cerqueda	AND	Audi R8 LMS	AM	1	24	168.09	1:02:15.553	161.9
3	19	PROsport Racing	DEU	Rodrigue Gillion	BEL	<u>Nico Verdonck</u>	BEL	Aston Martin Vantage	PROAM	2	24	168.09	1:02:57.006	160.2
4	15	NM Racing Team	ESP	<u>Alberto de Martin</u>	ESP	Rafael Villanueva	ESP	Mercedes AMG GT4 HP 2019	PROAM	3	24	168.09	1:03:45.699	158.1
5	60	Sports and You	PRT	<u>Antonio Coimbra</u>	PRT	Luis Silva	PRT	Mercedes AMG GT4 HP 2019	AM	2	23	161.09	1:02:30.567	154.6







**Spa Francorchamps**  
**GT Cup Open Europe**  
**Race - 2**  
**Lap Analysis**

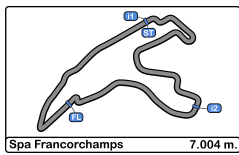


**60**      1 Antonio Coimbra      Mercedes AMG GT4 HP 2019

AM      2 Luis Silva      Sports and You

Lap	D	Time	Sector 1	Sector 2	Sector 3	T. Spd	Elapsed
1	1	2:39.644	48.401	1:11.373	39.870	224.0	2:39.644
2	1	2:32.733	42.441	1:10.411	39.881	252.3	5:12.377
3	1	2:34.613	42.743	1:11.590	40.280	251.7	7:46.990
4	1	2:33.034	42.841	1:10.239	39.954	251.1	10:20.024
5	1	2:32.617	42.747	1:10.008	39.862	251.7	12:52.641
6	1	2:47.207 P	42.284	1:11.485	53.438	252.9	15:39.848
7	1	4:05.883	2:15.466	1:10.391	40.026	249.4	19:45.731
8	1	2:32.627	42.919	1:10.025	39.683	251.7	22:18.358
9	1	2:30.839	42.465	1:08.943	39.431	250.5	24:49.197
10	1	2:30.608	42.080	1:09.119	39.409	252.9	27:19.805
11	1	2:30.331	41.926	1:09.199	39.206	255.3	29:50.136
12	1	2:33.118	42.131	1:09.559	41.428	253.5	32:23.254
13	1	2:41.193 P	43.086	1:11.288	46.819	251.7	35:04.447
14	2	4:15.359	2:20.666	1:13.393	41.300	248.8	39:19.806
15	2	2:37.107	43.647	1:12.766	40.694	233.7	41:56.913
16	2	2:34.114	43.037	1:10.996	40.081	251.1	44:31.027
17	2	2:34.043	43.248	1:10.524	40.271	251.7	47:05.070
18	2	2:34.604	43.002	1:11.717	39.885	233.7	49:39.674
19	2	2:35.224	43.010	1:11.921	40.293	252.9	52:14.898
20	2	2:33.467	42.886	1:10.759	39.822	254.1	54:48.365
21	2	2:34.990	43.059	1:10.679	41.252	254.1	57:23.355
22	2	2:34.695	42.494	1:10.780	41.421	252.3	59:58.050
23	2	2:32.517	42.639	1:10.049	39.829	255.9	1:02:30.567





Spa Francorchamps  
GT Cup Open Europe  
Race - 2



Analysis by Lap

Num	Lap Time	Gap
<b>Lap 1</b>		
51	2:37.314	
19	2:37.748	00.434
10	2:38.209	00.895
60	2:39.644	02.330
15	2:45.171	07.857
Num	Lap Time	Gap
<b>Lap 2</b>		
51	2:29.327	
19	2:29.308	00.415
10	2:30.147	01.715
60	2:32.733	05.736
15	2:38.619	17.149
Num	Lap Time	Gap
<b>Lap 3</b>		
51	2:28.988	
19	2:29.196	00.623
10	2:30.428	03.155
60	2:34.613	11.361
15	2:38.853	27.014
Num	Lap Time	Gap
<b>Lap 4</b>		
51	2:28.757	
19	2:28.643	00.509
10	2:30.395	04.793
60	2:33.034	15.638
15	2:38.528	36.785
Num	Lap Time	Gap
<b>Lap 5</b>		
19	2:28.866	
51	2:30.062	00.687
10	2:31.003	06.421
60	2:32.617	18.880
15	2:38.230	45.640
Num	Lap Time	Gap
<b>Lap 6</b>		
19	2:28.573	
51	2:28.842	00.956
10	2:30.472	08.320
60	2:47.207	37.514

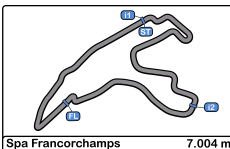
Num	Lap Time	Gap
15	2:36.603	53.670
Num	Lap Time	Gap
<b>Lap 7</b>		
19	2:28.332	
51	2:28.713	01.337
10	2:29.414	09.402
15	2:37.618	1:02.956
60	4:05.883	2:15.065
Num	Lap Time	Gap
<b>Lap 8</b>		
19	2:28.460	
51	2:28.495	01.372
10	2:29.693	10.635
15	2:38.724	1:13.220
60	2:32.627	2:19.232
Num	Lap Time	Gap
<b>Lap 9</b>		
19	2:28.822	
51	2:28.707	01.257
10	2:30.218	12.031
15	2:39.606	1:24.004
60	2:30.839	2:21.249
Num	Lap Time	Gap
<b>Lap 10</b>		
51	2:28.713	
19	2:35.797	05.827
10	2:38.508	20.569
15	2:37.050	1:31.084
60	2:30.608	2:21.887
Num	Lap Time	Gap
<b>Lap 11</b>		
51	2:29.475	
19	4:07.756	1:44.108
15	2:43.483	1:45.092
10	4:16.395	2:07.489
60	2:30.331	2:22.743
Num	Lap Time	Gap
<b>Lap 12</b>		
51	2:36.418	
19	2:38.087	1:45.777

Num	Lap Time	Gap
10	2:31.490	2:02.561
60	2:33.118	2:19.443
15	4:16.722	3:25.396
Num	Lap Time	Gap
<b>Lap 13</b>		
51	4:16.164	
19	2:36.994	06.607
10	2:30.215	16.612
60	2:41.193	44.472
15	2:32.173	1:41.405
Num	Lap Time	Gap
<b>Lap 14</b>		
51	2:31.218	
19	2:35.216	10.605
10	2:29.743	15.137
15	2:30.690	1:40.877
60	4:15.359	2:28.613
Num	Lap Time	Gap
<b>Lap 15</b>		
51	2:29.792	
10	2:29.805	15.150
19	2:35.690	16.503
15	2:34.120	1:45.205
Num	Lap Time	Gap
<b>Lap 16</b>		
51	2:30.394	
60	2:37.107	1 Lap
10	2:30.702	15.458
19	2:34.487	20.596
15	2:32.401	1:47.212
Num	Lap Time	Gap
<b>Lap 17</b>		
51	2:30.108	
60	2:34.114	1 Lap
10	2:29.361	14.711
19	2:34.435	24.923
15	2:30.631	1:47.735

Num	Lap Time	Gap
<b>Lap 18</b>		
51	2:31.022	
60	2:34.043	1 Lap
10	2:29.634	13.323
19	2:35.225	29.126
15	2:30.562	1:47.275
Num	Lap Time	Gap
<b>Lap 19</b>		
51	2:31.080	
10	2:31.595	13.838
60	2:34.604	1 Lap
19	2:36.692	34.738
15	2:31.497	1:47.692
Num	Lap Time	Gap
<b>Lap 20</b>		
51	2:30.950	
10	2:34.979	17.867
60	2:35.224	1 Lap
19	2:37.679	41.467
15	2:29.646	1:46.388
Num	Lap Time	Gap
<b>Lap 21</b>		
51	2:34.074	
10	2:29.775	13.568
60	2:33.467	1 Lap
19	2:35.950	43.343
15	2:33.378	1:45.692
Num	Lap Time	Gap
<b>Lap 22</b>		
51	2:31.619	
10	2:30.085	12.034
60	2:34.990	1 Lap
19	2:35.214	46.938
15	2:30.312	1:44.385
Num	Lap Time	Gap
<b>Lap 23</b>		
51	2:31.594	
10	2:33.167	13.607
60	2:34.695	1 Lap
19	2:34.009	49.353

Num	Lap Time	Gap
15	2:30.912	1:43.703
Num	Lap Time	Gap
<b>Lap 24</b>		
51	2:36.504	
10	2:30.120	07.223
60	2:32.517	1 Lap
19	2:35.827	48.676
15	2:30.170	1:37.369





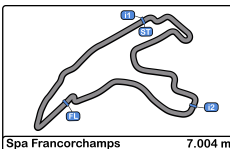
Spa Francorchamps  
 GT Cup Open Europe  
 Race - 2  
**Best Sectors Results**



Sector - 1				Sector - 2			Sector - 3				Ideal Lap vs Best Lap				
Clas	Nº	Driver	Time	Nº	Driver	Time	Nº	Driver	Time	Clas	Nº	Driver	Ideal Lap	Best Lap	Clas
1	19	Gillion - Verdonck	41.415	51	Aldo Festante	1:07.763	19	Gillion - Verdonck	38.496	1	19	Gillion - Verdonck	2:27.721	2:28.332	1
2	10	Díaz-Varela - Cerqueda	41.470	19	Gillion - Verdonck	1:07.810	10	Díaz-Varela - Cerqueda	38.573	2	51	Aldo Festante	2:28.152	2:28.495	2
3	51	Aldo Festante	41.754	15	de Martin - Villanueva	1:08.360	51	Aldo Festante	38.635	3	10	Díaz-Varela - Cerqueda	2:28.781	2:29.361	3
4	60	Coimbra - Silva	41.926	10	Díaz-Varela - Cerqueda	1:08.738	15	de Martin - Villanueva	39.091	4	15	de Martin - Villanueva	2:29.543	2:29.646	4
5	15	de Martin - Villanueva	42.092	60	Coimbra - Silva	1:08.943	60	Coimbra - Silva	39.206	5	60	Coimbra - Silva	2:30.075	2:30.331	5





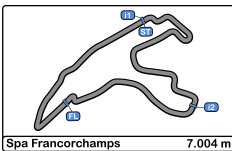


Spa Francorchamps  
GT Cup Open Europe  
Race - 2  
Leader Sequence



Nº	Entrant/Team	Nat	Driver 1	Nat	Driver 2	Nat	Vehicle	Cat	Start Lap	End Lap	Laps	Total Laps
51	Ombra Racing		Aldo Festante				Porsche 911 GT3 Cup 2018	PROAM	1	4	4	4
19	PROsport Racing		Rodrigue Gillion		<u>Nico Verdonck</u>		Aston Martin Vantage	PROAM	5	9	5	5
51	Ombra Racing		Aldo Festante				Porsche 911 GT3 Cup 2018	PROAM	10	24	15	19



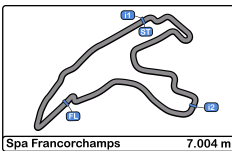


Spa Francorchamps  
GT Cup Open Europe  
Race - 2  
Best 5 Lap Times



Cl	Nº	Entrant/Team	Nat	Driver 1	Nat	Status	Driver 2	Nat	Status	Vehicle	Cat	Cl	Best 1		Best 2		Best 3		Best 4		Best 5	
													Time	Lap	Time	Lap	Time	Lap	Time	Lap	Time	Lap
1	19	PROsport Racing		DEU Rodrigue Gillion		BEL	<b>Nico Verdonck</b>		BEL	Aston Martin Vantage	PROAM	1	<b>2:28.332</b>	7	2:28.460	8	2:28.573	6	2:28.643	4	2:28.822	9
2	51	Ombra Racing		ITA Aldo Festante		ITA			ITA	Porsche 911 GT3 Cup 2018	PROAM	2	<b>2:28.495</b>	8	2:28.707	9	2:28.713	7	2:28.713	10	2:28.757	4
3	10	Baporo Motorsport		ESP <b>Daniel Díaz-Varela</b>		ESP	Manel Cerqueda		BEL	Audi R8 LMS	AM	1	<b>2:29.361</b>	17	2:29.414	7	2:29.634	18	2:29.693	8	2:29.743	14
4	15	NM Racing Team		ESP <b>Alberto de Martin</b>		ESP	Rafael Villanueva		ESP	Mercedes AMG GT4 HP 2019	PROAM	3	<b>2:29.646</b>	20	2:30.170	24	2:30.312	22	2:30.562	18	2:30.631	17
5	60	Sports and You		PRT <b>Antonio Coimbra</b>		PRT	Luis Silva		PRT	Mercedes AMG GT4 HP 2019	AM	2	<b>2:30.331</b>	11	2:30.608	10	2:30.839	9	2:32.517	23	2:32.617	5



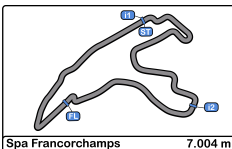


Spa Francorchamps  
GT Cup Open Europe  
Race - 2  
Best 5 Top Speeds



Cl	Nº	Entrant/Team	Nat	Driver 1	Nat	Driver 2	Nat	Vehicle	Cat	Cl	Top 1		Top 2		Top 3		Top 4		Top 5		Avg
											Km/h	Lap	Km/h	Lap	Km/h	Lap	Km/h	Lap	Km/h	Lap	
1	19	PROsport Racing		DEU Rodrigue Gillion		BEL <b>Nico Verdonck</b>		Aston Martin Vantage	PROAM	1	<b>257.7</b>	5	253.5	10	252.3	8	251.7	7	251.1	4	253.3
2	10	Baporo Motorsport		ESP <b>Daniel Díaz-Varela</b>		ESP Manel Cerqueda		Audi R8 LMS	AM	1	<b>257.1</b>	13	257.1	15	257.1	18	257.1	21	256.5	17	257.0
3	15	NM Racing Team		ESP <b>Alberto de Martin</b>		ESP Rafael Villanueva		Mercedes AMG GT4 HP 2019	PROAM	2	<b>255.9</b>	15	255.3	18	255.3	19	255.3	20	255.3	22	255.4
4	60	Sports and You		PRT <b>Antonio Coimbra</b>		PRT Luis Silva		Mercedes AMG GT4 HP 2019	AM	2	<b>255.9</b>	23	255.3	11	254.1	20	254.1	21	253.5	12	254.5
5	51	Ombra Racing		ITA Aldo Festante		ITA		Porsche 911 GT3 Cup 2018	PROAM	3	<b>254.1</b>	10	253.5	6	252.9	7	252.3	8	252.3	9	253.0





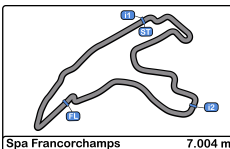
Spa Francorchamps  
GT Cup Open Europe  
Race - 2



Fastest Laps Sequence

Lap	Time of Day	Session Time	Nº	Entrant/Team	Nat	Driver 1	Nat	Driver 2	Nat	Vehicle	Cat	Time	Km/h
2	13:54:53.686	5:06.686	51	Ombra Racing	ITA	Aldo Festante	ITA			Porsche 911 GT3 Cup 2018	PROAM	2:29.327	168.8
2	13:54:54.102	5:07.102	19	PROsport Racing	BEL	Rodrigue Gillion	BEL	Nico Verdonck	BEL	Aston Martin Vantage	PROAM	2:29.308	168.8
3	13:57:22.675	7:35.675	51	Ombra Racing	ITA	Aldo Festante	ITA			Porsche 911 GT3 Cup 2018	PROAM	2:28.988	169.2
4	13:59:51.431	10:04.431	51	Ombra Racing	ITA	Aldo Festante	ITA			Porsche 911 GT3 Cup 2018	PROAM	2:28.757	169.5
4	13:59:51.941	10:04.941	19	PROsport Racing	BEL	Rodrigue Gillion	BEL	Nico Verdonck	BEL	Aston Martin Vantage	PROAM	2:28.643	169.6
6	14:04:49.380	15:02.380	19	PROsport Racing	BEL	Rodrigue Gillion	BEL	Nico Verdonck	BEL	Aston Martin Vantage	PROAM	2:28.573	169.7
7	14:07:17.712	17:30.712	19	PROsport Racing	BEL	Rodrigue Gillion	BEL	Nico Verdonck	BEL	Aston Martin Vantage	PROAM	2:28.332	169.9





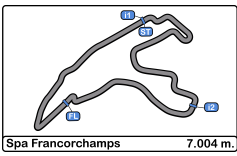
Spa Francorchamps  
GT Cup Open Europe  
Race - 2

Event Best Maximum Speed



Nº	Entrant/Team	Nat	Driver 1	Nat	Driver 2	Nat	Vehicle	Cat	Km/h	Session
10	Baporo Motorsport	 ESP	Daniel Díaz-Varela	 ESP	Manel Cerqueda	 AND	Audi R8 LMS	AM	259.6	Free Practice - 1
19	PROsport Racing	 BEL	Rodrigue Gillion	 BEL	Nico Verdonck	 BEL	Aston Martin Vantage	PROAM	257.7	Race - 2
51	Ombra Racing	 ITA	Aldo Festante	 ITA			Porsche 911 GT3 Cup 2018	PROAM	255.9	Free Practice - 1
15	NM Racing Team	 ESP	Alberto de Martin	 ESP	Rafael Villanueva	 ESP	Mercedes AMG GT4 HP 2019	PROAM	255.9	Qualifying - 1 Driver - 1
60	Sports and You	 PRT	Antonio Coimbra	 PRT	Luis Silva	 PRT	Mercedes AMG GT4 HP 2019	AM	255.9	Race - 2





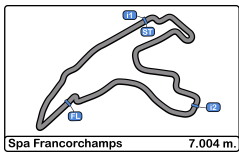
Spa Francorchamps  
 GT Cup Open Europe  
 Race - 2  
 Lap Chart



LAP

Nr	Po	1	2	3	4	5	6	7	8	9	10	11	12	13	14	15	16	17	18	19	20	21	22	23	24
51	<b>1</b>	51	51	51	51	19	19	19	19	19	51	51	51	51	51	51	51	51	51	51	51	51	51	51	51
19	<b>2</b>	19	19	19	19	51	51	51	51	51	19	19	19	19	19	10	10	10	10	10	10	10	10	10	10
10	<b>3</b>	10	10	10	10	10	10	10	10	10	10	15	10	10	10	19	19	19	19	19	19	19	19	19	19
60	<b>4</b>	60	60	60	60	60	60	15	15	15	15	10	60	60	15	15	15	15	15	15	15	15	15	15	15
15	<b>5</b>	15	15	15	15	15	15	60	60	60	60	60	15	15	60	60	60	60	60	60	60	60	60	60	60

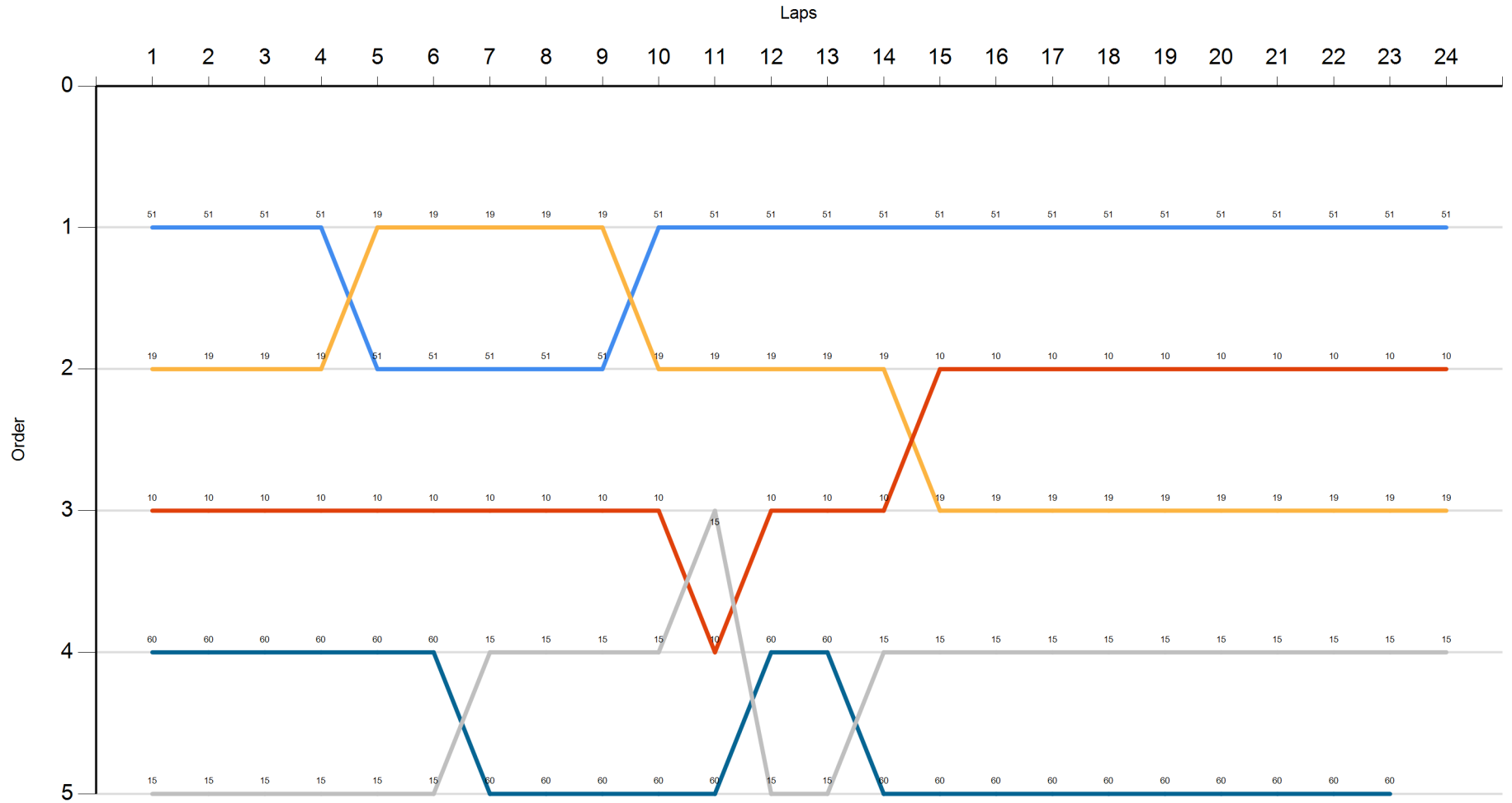


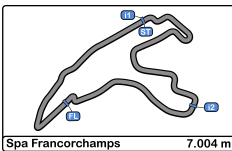


Spa Francorchamps  
 GT Cup Open Europe  
 Race - 2  
 Graphic Lap Chart



- 51
- 19
- 10
- 60
- 15





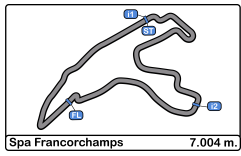
Spa Francorchamps  
GT Cup Open Europe  
Race - 2  
Pit Stop Analysis



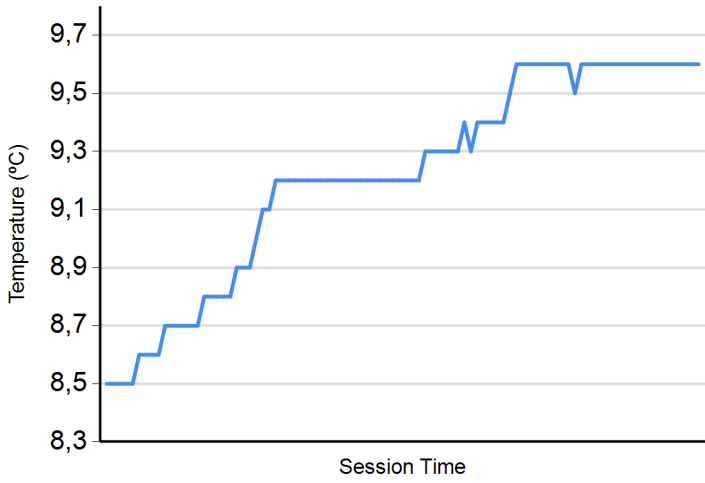
Nr.	In Day Time	Entrant/Team	Nat	Driver 1	Nat	Driver 2	Nat	Vehicle	Cat	In Time	Stop N°	Pit Time	Handicap	Penalty
19	14:14:45.075	PROsport Racing	DEU	Rodrigue Gillion	BEL	<b>Nico Verdonck</b>	BEL	Aston Martin Vantage	PROAM	24:58.030	1	1:39.641	1:10	
10	14:14:59.985	Baporo Motorsport	ESP	<b>Daniel Díaz-Varela</b>	ESP	Manel Cerqueda	AND	Audi R8 LMS	AM	25:12.940	1	1:54.169	1:10	
15	14:18:54.356	NM Racing Team	ESP	<b>Alberto de Martin</b>	ESP	Rafael Villanueva	ESP	Mercedes AMG GT4 HP 2019	PROAM	29:07.311	1	1:51.926	1:10	
51	14:19:45.397	Ombra Racing	ITA	Aldo Festante	ITA			Porsche 911 GT3 Cup 2018	PROAM	29:58.351	1	1:56.578	1:10	
60	14:24:46.017	Sports and You	PRT	<b>Antonio Coimbra</b>	PRT	Luis Silva	PRT	Mercedes AMG GT4 HP 2019	AM	34:58.972	2	1:47.209	1:10	



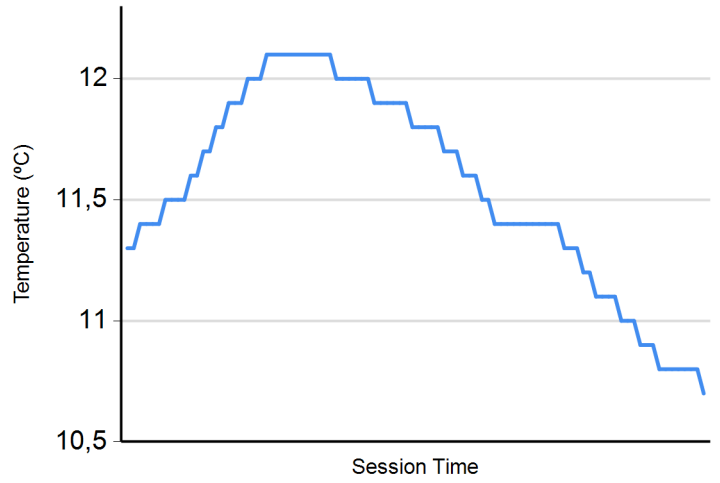




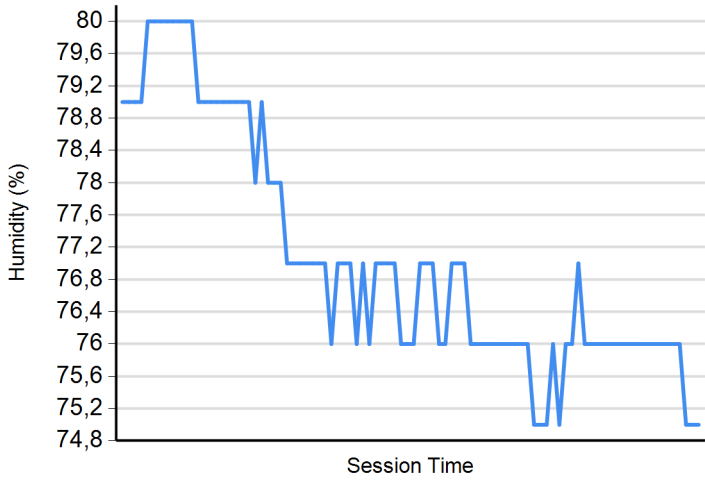
**Air Temperature**



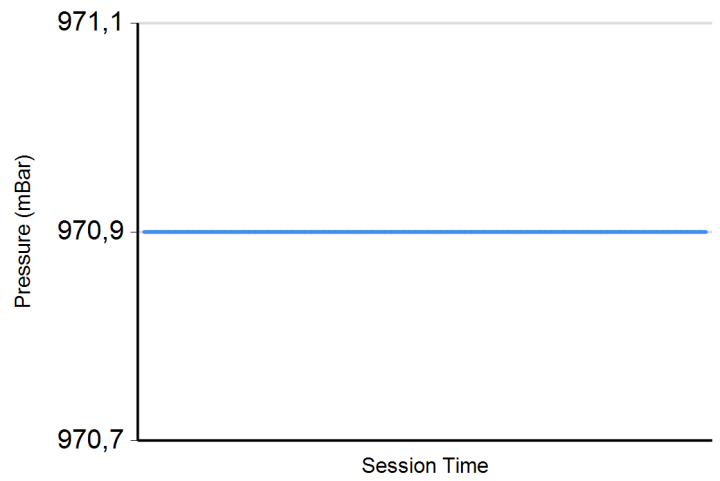
**Track Temperature**



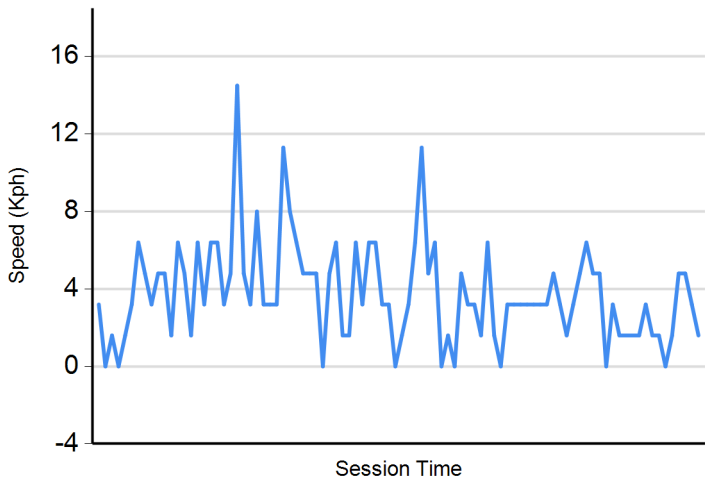
**Humidity**



**Pressure**



**Wind Speed**



**Wind direction**

North = 0°/360° Est = 90° South = 180° West = 270°

