

Spa Francorchamps
GT Cup Open Europe
Race - 1



Provisional Results

Spa Francorchamps 7.004 m.

Cls	Nº	Entrant/Team	Nat	Driver 1	Nat	Driver 2	Nat	Vehicle	Cat	Cl	Laps	Total Time	Gap	Interval	Km/h	Best	Time	Km/h	
1	51	Ombra Racing	ITA	Aldo Festante	ITA			Porsche 911 GT3 Cup 2018	PROAM	1	28	1:12:57.538			161.2	11	2:27.323	171.1	
2	10	Baporo Motorsport	ESP	Daniel Díaz-Varela	ESP	<u>Manel Cerqueda</u>	AND	Audi R8 LMS	AM	1	28	1:13:03.625	6.087	6.087	161.0	10	2:27.545	170.8	
3	60	Sports and You	PRT	Antonio Coimbra	PRT	<u>Luis Silva</u>	PRT	Mercedes AMG GT4 HP 2019	AM	2	27	1:11:49.409	1 Lap	1 Lap	157.9	22	2:30.674	167.3	
4	19	PROsport Racing	DEU	Rodrigue Gillion	BEL			Aston Martin Vantage	PROAM	2	27	1:12:25.546	1 Lap		156.6	9	2:33.720	164.0	
Not classified: (Requirements: 75% of number laps of leader = 21 Laps)																			
	15	NM Racing Team	ESP	Alberto de Martin	ESP	<u>Rafael Villanueva</u>	ESP	Mercedes AMG GT4 HP 2019	PROAM	3	19	51:14.479	9 Laps	8 Laps	155.8	5	2:30.616	167.4	

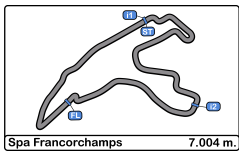
Fastest lap Aldo Festante in 2:27.323 at 171.2 Km/h in lap 11

Published at:.....

Track Temp: 10.2 °C Air Temp: 8.7 °C Humidity: 71 % Track Status: DRY

Stewards:	Race Director:	Timekeeper:
-----------	----------------	-------------





Spa Francorchamps
GT Cup Open Europe
Race - 1



Provisional Results by Class

Cls	Nº	Entrant/Team	Nat	Driver 1	Nat	Driver 2	Nat	Vehicle	Cat	Cl	Laps	Total Time	Gap	Interval	Km/h	Best	Time	Km/h	
PROAM																			
1	51	Ombra Racing	ITA	Aldo Festante	ITA			Porsche 911 GT3 Cup 2018	PROAM	1	28	1:12:57.538			161.2	11	2:27.323	171.1	
2	19	PROsport Racing	BEL	Rodrigue Gillion	BEL			Aston Martin Vantage	PROAM	2	27	1:12:25.546	1 Lap	1 Lap	156.6	9	2:33.720	164.0	
Not classified: (Requirements: 75% of number laps of leader = 21 Laps)																			
	15	NM Racing Team	ESP	Alberto de Martin	ESP	Rafael Villanueva	ESP	Mercedes AMG GT4 HP 2019	PROAM	3	19	51:14.479	9 Laps	8 Laps	155.8	5	2:30.616	167.4	
AM																			
1	10	Baporo Motorsport	ESP	Daniel Díaz-Varela	ESP	Manel Cerqueda	AND	Audi R8 LMS	AM	1	28	1:13:03.625			161.0	10	2:27.545	170.8	
2	60	Sports and You	PRT	Antonio Coimbra	PRT	Luis Silva	PRT	Mercedes AMG GT4 HP 2019	AM	2	27	1:11:49.409	1 Lap	1 Lap	157.9	22	2:30.674	167.3	

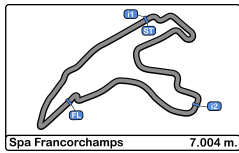
Fastest lap Aldo Festante in 2:27.323 at 171.2 Km/h in lap 11

Published at:.....

Track Temp: 10.2 °C Air Temp: 8.7 °C Humidity: 71 % Track Status: DRY

Stewards:	Race Director:	Timekeeper:
------------------	-----------------------	--------------------





Spa Francorchamps
GT Cup Open Europe
Race - 1



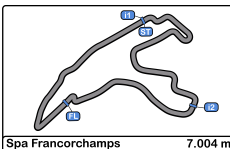
Provisional Classification by Driver Fastest Lap

Cl	Nº	Entrant/Team	Nat	Vehicle	Driver	Nat	Cat	Cl	Laps	Best	Time	Gap	Interval	Km/h
1	51	Ombra Racing	ITA	Porsche 911 GT3 Cup 2018	Aldo Festante	ITA	PROAM	1	28	11	2:27.323			171.1
2	10	Baporo Motorsport	ESP	Audi R8 LMS	Manel Cerqueda	AND	AM	1	16	10	2:27.545	0.222	0.222	170.8
3	15	NM Racing Team	ESP	Mercedes AMG GT4 HP 2019	Rafael Villanueva	ESP	PROAM	2	15	5	2:30.616	3.293	3.071	167.4
4	60	Sports and You	PRT	Mercedes AMG GT4 HP 2019	Antonio Coimbra	PRT	AM	2	16	11	2:30.674	3.351	0.058	167.3
5	10	Baporo Motorsport	ESP	Audi R8 LMS	Daniel Díaz-Varela	ESP	AM	3	12	9	2:31.291	3.968	0.617	166.6
6	60	Sports and You	PRT	Mercedes AMG GT4 HP 2019	Luis Silva	PRT	AM	4	11	6	2:33.308	5.985	2.017	164.4
7	19	PROsport Racing	DEU	Aston Martin Vantage	Rodrigue Gillion	BEL	PROAM	3	27	9	2:33.720	6.397	0.412	164.0
8	15	NM Racing Team	ESP	Mercedes AMG GT4 HP 2019	Alberto de Martin	ESP	PROAM	4	4	2	2:37.877	10.554	4.157	159.7



CIRCUIT DE SPA
FRANCORCHAMPS





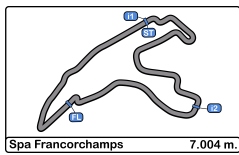
Spa Francorchamps
GT Cup Open Europe
Race - 1



Distance and Speed Average

Cls	Nº	Entrant/Team	Nat	Driver 1	Nat	Driver 2	Nat	Vehicle	Cat	Cls	Laps	Distance	Total Time	Km/h
1	51	Ombra Racing	ITA	Aldo Festante	ITA			Porsche 911 GT3 Cup 2018	PROAM	1	28	196.11	1:12:57.538	161.2
2	10	Baporo Motorsport	ESP	Daniel Díaz-Varela	ESP	<u>Manel Cerqueda</u>	AND	Audi R8 LMS	AM	1	28	196.11	1:13:03.625	161.0
3	60	Sports and You	PRT	Antonio Coimbra	PRT	<u>Luis Silva</u>	PRT	Mercedes AMG GT4 HP 2019	AM	2	27	189.10	1:11:49.409	157.9
4	19	PROsport Racing	DEU	Rodrigue Gillion	BEL			Aston Martin Vantage	PROAM	2	27	189.10	1:12:25.546	156.6
Not classified: (Requirements: 75% of number laps of leader = 21 Laps)														
	15	NM Racing Team	ESP	Alberto de Martin	ESP	<u>Rafael Villanueva</u>	ESP	Mercedes AMG GT4 HP 2019	PROAM	3	19	133.07	51:14.479	155.8





Spa Francorchamps
GT Cup Open Europe
Race - 1
Lap Analysis

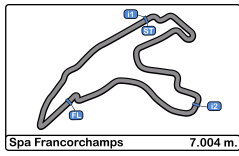


10							19								
1 Daniel Díaz-Varela			Audi R8 LMS				1 Rodrigue Gillion			Aston Martin Vantage					
AM 2 Manel Cerqueda			Baporo Motorsport				PROAM 2			PROsport Racing					
Lap	D	Time	Sector 1	Sector 2	Sector 3	T. Spd	Elapsed	Lap	D	Time	Sector 1	Sector 2	Sector 3	T. Spd	Elapsed
1	2	2:36.005	46.710	1:10.123	39.172	254.7	2:36.005	1	2:44.178	49.681	1:13.436	41.061	240.5	2:44.178	
2	2	2:30.244	42.132	1:09.349	38.763	254.1	5:06.249	2	2:36.523	43.169	1:12.627	40.727	234.7	5:20.701	
3	2	2:29.753	42.029	1:09.079	38.645	255.3	7:36.002	3	2:35.970	43.207	1:12.198	40.565	229.7	7:56.671	
4	2	2:28.625	41.863	1:08.478	38.284	254.7	10:04.627	4	2:35.205	43.169	1:11.650	40.386	238.9	10:31.876	
5	2	2:28.430	41.347	1:08.596	38.487	255.9	12:33.057	5	2:35.032	43.231	1:11.251	40.550	241.0	13:06.908	
6	2	2:28.578	41.420	1:08.479	38.679	255.9	15:01.635	6	2:34.410	42.924	1:11.240	40.246	241.6	15:41.318	
7	2	2:27.993	41.481	1:08.356	38.156	254.7	17:29.628	7	2:33.983	42.809	1:10.883	40.291	243.7	18:15.301	
8	2	2:28.332	41.508	1:08.352	38.472	255.9	19:57.960	8	2:34.077	42.730	1:10.833	40.514	241.0	20:49.378	
9	2	2:27.873	41.469	1:08.135	38.269	254.7	22:25.833	9	2:33.720	42.613	1:10.934	40.173	239.4	23:23.098	
10	2	2:27.545	41.314	1:07.923	38.308	255.9	24:53.378	10	2:34.471	42.544	1:11.465	40.462	245.4	25:57.569	
11	2	2:27.653	41.259	1:08.098	38.296	257.1	27:21.031	11	2:35.492	43.144	1:11.037	41.311	241.6	28:33.061	
12	2	2:28.222	41.650	1:08.093	38.479	255.3	29:49.253	12	2:33.825	42.728	1:10.989	40.108	247.1	31:06.886	
13	2	2:30.189	41.484	1:09.633	39.072	254.7	32:19.442	13	2:43.499 P	42.885	1:10.960	49.654	247.1	33:50.385	
14	2	2:28.885	41.199	1:09.071	38.615	257.7	34:48.327	14	5:00.725	3:09.020	1:11.259	40.446	248.2	38:51.110	
15	2	2:28.939	41.252	1:09.079	38.608	258.3	37:17.266	15	2:34.701	42.604	1:11.671	40.426	251.7	41:25.811	
16	2	2:37.691 P	41.828	1:09.124	46.739	255.9	39:54.957	16	2:34.053	42.516	1:11.297	40.240	248.8	43:59.864	
17	1	5:14.269	3:23.939	1:10.642	39.688	244.8	45:09.226	17	2:35.225	42.938	1:11.645	40.642	240.5	46:35.089	
18	1	2:32.664	42.531	1:10.014	40.119	249.4	47:41.890	18	2:34.564	42.931	1:11.205	40.428	243.7	49:09.653	
19	1	2:31.992	42.503	1:09.555	39.934	253.5	50:13.882	19	2:34.399	42.532	1:11.198	40.669	250.0	51:44.052	
20	1	2:32.861	42.523	1:10.450	39.888	244.3	52:46.743	20	2:34.975	42.986	1:11.710	40.279	236.3	54:19.027	
21	1	2:32.600	42.228	1:10.051	40.321	252.9	55:19.343	21	2:35.135	42.994	1:11.909	40.232	241.0	56:54.162	
22	1	2:32.069	42.968	1:09.781	39.320	254.1	57:51.412	22	2:35.177	42.663	1:11.519	40.995	243.2	59:29.339	
23	1	2:32.228	42.462	1:09.899	39.867	252.9	1:00:23.640	23	2:34.496	42.693	1:11.450	40.353	246.0	1:02:03.835	
24	1	2:32.652	42.771	1:10.409	39.472	251.7	1:02:56.292	24	2:34.130	42.584	1:11.473	40.073	239.4	1:04:37.965	
25	1	2:31.291	41.925	1:09.890	39.476	253.5	1:05:27.583	25	2:36.762	43.002	1:13.003	40.757	251.1	1:07:14.727	
26	1	2:31.562	42.045	1:09.962	39.555	253.5	1:07:59.145	26	2:35.782	43.250	1:11.974	40.558	244.3	1:09:50.509	
27	1	2:32.021	42.749	1:09.623	39.649	251.7	1:10:31.166	27	2:35.037	42.670	1:11.836	40.531	234.2	1:12:25.546	
28	1	2:32.459	42.364	1:09.943	40.152	252.3	1:13:03.625								

15 1 Alberto de Martin Mercedes AMG GT4 HP 2019
 PROAM 2 Rafael Villanueva NM Racing Team

Lap	D	Time	Sector 1	Sector 2	Sector 3	T. Spd	Elapsed
1	2	2:40.494	48.221	1:11.885	40.388	239.4	2:40.494
2	2	2:31.057	42.882	1:08.840	39.335	251.7	5:11.551
3	2	2:31.122	42.704	1:08.802	39.616	253.5	7:42.673
4	2	2:31.035	42.562	1:08.851	39.622	252.9	10:13.708
5	2	2:30.616	42.684	1:08.328	39.604	252.9	12:44.324
6	2	2:30.821	42.622	1:08.762	39.437	252.3	15:15.145
7	2	2:30.926	42.598	1:08.700	39.628	252.9	17:46.071
8	2	2:31.227	42.781	1:08.713	39.733	249.4	20:17.298
9	2	2:30.997	42.481	1:08.692	39.824	252.3	22:48.295
10	2	2:30.682	42.601	1:08.649	39.432	252.9	25:18.977
11	2	2:34.841	43.034	1:12.170	39.637	198.8	27:53.818
12	2	2:30.909	42.384	1:08.529	39.996	251.1	30:24.727
13	2	2:31.180	42.537	1:08.848	39.795	252.9	32:55.907
14	2	2:32.003	42.319	1:10.023	39.661	254.1	35:27.910
15	2	2:37.898 P	42.559	1:08.764	46.575	251.1	38:05.808
16	1	5:11.847	3:16.342	1:13.731	41.774	223.6	43:17.655
17	1	2:37.877	43.833	1:11.915	42.129	247.7	45:55.532
18	1	2:39.399	44.393	1:12.996	42.010	227.3	48:34.931
19	1	2:39.548	44.390	1:13.457	41.701	243.7	51:14.479
20	1		44.281			238.9	





Spa Francorchamps
GT Cup Open Europe
Race - 1
Lap Analysis



51

1 Aldo Festante

Porsche 911 GT3 Cup 2018

60

1 Antonio Coimbra

Mercedes AMG GT4 HP 2019

PROAM

2

Ombra Racing

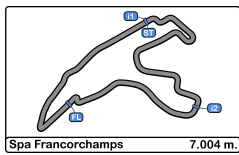
AM

2 Luis Silva

Sports and You

Lap	D	Time	Sector 1	Sector 2	Sector 3	T. Spd	Elapsed	Lap	D	Time	Sector 1	Sector 2	Sector 3	T. Spd	Elapsed
1		2:36.551	47.048	1:09.998	39.505	248.2	2:36.551	1	2	2:41.677	48.020	1:11.831	41.826	254.1	2:41.677
2		2:30.119	41.979	1:09.240	38.900	252.9	5:06.670	2	2	2:36.144	43.669	1:11.847	40.628	252.9	5:17.821
3		2:30.009	41.774	1:09.267	38.968	253.5	7:36.679	3	2	2:34.629	43.199	1:10.454	40.976	251.1	7:52.450
4		2:28.800	41.634	1:08.400	38.766	254.1	10:05.479	4	2	2:34.490	43.319	1:10.585	40.586	250.5	10:26.940
5		2:28.236	41.565	1:07.921	38.750	254.1	12:33.715	5	2	2:33.607	42.966	1:10.195	40.446	250.5	13:00.547
6		2:28.470	41.862	1:07.656	38.952	254.1	15:02.185	6	2	2:33.308	42.885	1:10.160	40.263	250.0	15:33.855
7		2:28.389	41.418	1:08.174	38.797	254.1	17:30.574	7	2	2:34.041	43.479	1:10.334	40.228	250.0	18:07.896
8		2:28.124	41.487	1:07.846	38.791	254.7	19:58.698	8	2	2:33.372	43.049	1:09.880	40.443	251.1	20:41.268
9		2:28.330	41.647	1:07.745	38.938	253.5	22:27.028	9	2	2:38.301	42.823	1:14.752	40.726	250.0	23:19.569
10		2:27.385	41.431	1:07.539	38.415	254.7	24:54.413	10	2	2:34.203	43.014	1:10.909	40.280	245.4	25:53.772
11		2:27.323	41.393	1:07.470	38.460	255.3	27:21.736	11	2	2:44.016 P	43.137	1:12.913	47.966	253.5	28:37.788
12		2:35.786 P	41.462	1:08.508	45.816	254.7	29:57.522	12	1	5:04.683	3:13.664	1:10.417	40.602	244.3	33:42.471
13		5:14.804	3:27.793	1:08.040	38.971	248.8	35:12.326	13	1	2:33.252	42.640	1:10.494	40.118	251.1	36:15.723
14		2:28.506	41.921	1:07.710	38.875	250.0	37:40.832	14	1	2:32.516	43.074	1:09.700	39.742	250.0	38:48.239
15		2:29.588	41.587	1:09.129	38.872	252.3	40:10.420	15	1	2:32.358	42.571	1:10.264	39.523	252.3	41:20.597
16		2:29.177	41.936	1:08.168	39.073	251.1	42:39.597	16	1	2:31.913	42.471	1:09.945	39.497	248.2	43:52.510
17		2:30.024	41.580	1:08.639	39.805	254.1	45:09.621	17	1	2:32.762	42.628	1:09.545	40.589	252.3	46:25.272
18		2:32.702	42.396	1:10.099	40.207	249.4	47:42.323	18	1	2:31.745	42.491	1:09.566	39.688	253.5	48:57.017
19		2:31.631	42.262	1:09.635	39.734	248.8	50:13.954	19	1	2:31.095	42.522	1:09.084	39.489	252.3	51:28.112
20		2:33.025	42.889	1:10.284	39.852	237.8	52:46.979	20	1	2:32.010	42.480	1:09.839	39.691	252.9	54:00.122
21		2:32.499	42.190	1:10.435	39.874	246.0	55:19.478	21	1	2:31.267	42.432	1:09.433	39.402	251.7	56:31.389
22		2:29.625	42.013	1:08.322	39.290	254.1	57:49.103	22	1	2:30.674	42.321	1:08.911	39.442	252.9	59:02.063
23		2:31.817	42.231	1:10.201	39.385	251.1	1:00:20.920	23	1	2:32.844	42.471	1:10.661	39.712	252.3	1:01:34.907
24		2:31.287	42.009	1:09.914	39.364	251.7	1:02:52.207	24	1	2:35.406	44.583	1:09.953	40.870	254.1	1:04:10.313
25		2:31.352	42.365	1:09.317	39.670	250.5	1:05:23.559	25	1	2:33.940	42.470	1:11.319	40.151	255.3	1:06:44.253
26		2:29.941	42.106	1:08.814	39.021	251.7	1:07:53.500	26	1	2:32.870	42.712	1:10.461	39.697	251.7	1:09:17.123
27		2:31.249	42.053	1:09.610	39.586	250.0	1:10:24.749	27	1	2:32.286	42.256	1:10.067	39.963	254.1	1:11:49.409
28		2:32.789	42.404	1:10.184	40.201	248.2	1:12:57.538								





Spa Francorchamps
GT Cup Open Europe
Race - 1



Analysis by Lap

Num	Lap Time	Gap
Lap 1		
10	2:36.005	

51	2:36.551	00.546
15	2:40.494	04.489

60	2:41.677	05.672
19	2:44.178	08.173

Num	Lap Time	Gap
Lap 2		
10	2:30.244	

51	2:30.119	00.421
15	2:31.057	05.302

60	2:36.144	11.572
19	2:36.523	14.452

Num	Lap Time	Gap
Lap 3		
10	2:29.753	

51	2:30.009	00.677
15	2:31.122	06.671

60	2:34.629	16.448
19	2:35.970	20.669

Num	Lap Time	Gap
Lap 4		
10	2:28.625	

51	2:28.800	00.852
15	2:31.035	09.081

60	2:34.490	22.313
19	2:35.205	27.249

Num	Lap Time	Gap
Lap 5		
10	2:28.430	

51	2:28.236	00.658
15	2:30.616	11.267

60	2:33.607	27.490
19	2:35.032	33.851

Num	Lap Time	Gap
Lap 6		
10	2:28.578	

51	2:28.470	00.550
15	2:30.821	13.510

60	2:33.308	32.220
----	----------	--------

Num	Lap Time	Gap
Lap 7		
10	2:27.993	

51	2:28.389	00.946
15	2:30.926	16.443

60	2:34.041	38.268
19	2:33.983	45.673

Num	Lap Time	Gap
Lap 8		
10	2:28.332	

51	2:28.124	00.738
15	2:31.227	19.338

60	2:33.372	43.308
19	2:34.077	51.418

Num	Lap Time	Gap
Lap 9		
10	2:27.873	

51	2:28.330	01.195
15	2:30.997	22.462

60	2:38.301	53.736
19	2:33.720	57.265

Num	Lap Time	Gap
Lap 10		
10	2:27.545	

51	2:27.385	01.035
15	2:30.682	25.599

60	2:34.203	1:00.394
19	2:34.471	1:04.191

Num	Lap Time	Gap
Lap 11		
10	2:27.653	

51	2:27.323	00.705
15	2:34.841	32.787

60	2:34.203	1:00.394
19	2:34.471	1:04.191

Num	Lap Time	Gap
Lap 12		
10	2:28.222	

51	2:27.323	00.705
15	2:34.841	32.787

60	2:44.016	1:16.757
----	----------	----------

Num	Lap Time	Gap
Lap 13		
10	2:30.189	

15	2:31.180	36.465
60	5:04.683	1 Lap

19	2:43.499	1:30.943
----	----------	----------

Num	Lap Time	Gap
Lap 14		
10	2:28.885	

51	5:14.804	1 Lap
15	2:32.003	39.583

60	2:33.252	1 Lap
19	2:43.499	1:30.943

Num	Lap Time	Gap
Lap 15		
10	2:28.939	

51	2:28.506	1 Lap
15	2:37.898	48.542

60	2:32.516	1 Lap
19	5:00.725	1 Lap

Num	Lap Time	Gap
Lap 16		
10	2:37.691	

51	2:29.588	1 Lap
60	2:32.358	1 Lap

19	2:34.701	1 Lap
51	2:29.177	2:44.640

15	5:11.847	3:22.698
60	2:31.913	3:57.553

19	2:34.053	4:04.907
----	----------	----------

Num	Lap Time	Gap
Lap 17		
10	5:14.269	

51	2:30.024	00.395
15	2:37.877	46.306

60	2:32.762	1:16.046
19	2:35.225	1:25.863

Num	Lap Time	Gap
Lap 18		
10	2:32.664	

51	2:32.702	00.433
15	2:39.399	53.041

60	2:31.745	1:15.127
19	2:34.564	1:27.763

Num	Lap Time	Gap
Lap 19		
10	2:31.992	

51	2:31.631	00.072
15	2:39.548	1:00.597

60	2:31.095	1:14.230
19	2:34.399	1:30.170

Num	Lap Time	Gap
Lap 20		
10	2:32.861	

51	2:33.025	00.236
60	2:32.010	1:13.379

19	2:34.975	1:32.284
----	----------	----------

Num	Lap Time	Gap
Lap 21		
10	2:32.600	

51	2:32.499	00.135
60	2:31.267	1:12.046

19	2:35.135	1:34.819
----	----------	----------

Num	Lap Time	Gap
Lap 22		
51	2:29.625	

10	2:32.069	02.309
60	2:30.674	1:12.960

19	2:35.177	1:40.236
----	----------	----------

Num	Lap Time	Gap
Lap 23		
51	2:31.817	

10	2:32.228	02.720
60	2:32.844	1:13.987

19	2:34.496	1:42.915
----	----------	----------

Num	Lap Time	Gap
Lap 24		
51	2:31.287	

10	2:32.652	04.085
60	2:35.406	1:18.106

19	2:34.130	1:45.758
----	----------	----------

Num	Lap Time	Gap
Lap 25		
51	2:31.352	

10	2:31.291	04.024
60	2:33.940	1:20.694

19	2:36.762	1:51.168
----	----------	----------

Num	Lap Time	Gap
Lap 26		
51	2:29.941	

10	2:31.562	05.645
60	2:32.870	1:23.623

19	2:35.782	1:57.009
----	----------	----------

Num	Lap Time	Gap
Lap 27		
51	2:31.249	

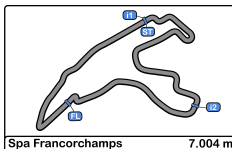
10	2:32.021	06.417
60	2:32.286	1:24.660

19	2:35.037	2:00.797
----	----------	----------

Num	Lap Time	Gap
Lap 28		
51	2:32.789	

10	2:32.459	06.087
----	----------	--------



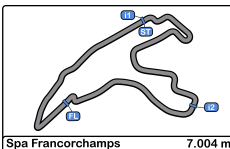


Spa Francorchamps
 GT Cup Open Europe
 Race - 1
 Best Sectors Results



Sector - 1				Sector - 2				Sector - 3				Ideal Lap vs Best Lap				
Clas	Nº	Driver	Time	Nº	Driver	Time	Nº	Driver	Time	Clas	Nº	Driver	Ideal Lap	Best Lap	Clas	
1	10	Díaz-Varela - Cerqueda	41.199	51	Aldo Festante	1:07.470	10	Díaz-Varela - Cerqueda	38.156	1	51	Aldo Festante	2:27.278	2:27.323	1	
2	51	Aldo Festante	41.393	10	Díaz-Varela - Cerqueda	1:07.923	51	Aldo Festante	38.415	2	10	Díaz-Varela - Cerqueda	2:27.278	2:27.545	2	
3	60	Coimbra - Silva	42.256	15	de Martin - Villanueva	1:08.328	15	de Martin - Villanueva	39.335	3	15	de Martin - Villanueva	2:29.982	2:30.616	3	
4	15	de Martin - Villanueva	42.319	60	Coimbra - Silva	1:08.911	60	Coimbra - Silva	39.402	4	60	Coimbra - Silva	2:30.569	2:30.674	4	
5	19	Rodrigue Gillion	42.516	19	Rodrigue Gillion	1:10.833	19	Rodrigue Gillion	40.073	5	19	Rodrigue Gillion	2:33.422	2:33.720	5	



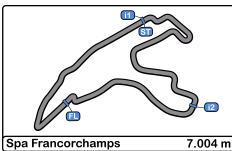


Spa Francorchamps
 GT Cup Open Europe
 Race - 1
 Leader Sequence



Nº	Entrant/Team	Nat	Driver 1	Nat	Driver 2	Nat	Vehicle	Cat	Start Lap	End Lap	Laps	Total Laps
10	Baporo Motorsport		Daniel Díaz-Varela		<u>Manel Cerqueda</u>		Audi R8 LMS	AM	1	21	21	21
51	Ombra Racing		Aldo Festante				Porsche 911 GT3 Cup 2018	PROAM	22	28	7	7



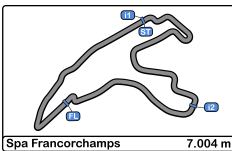


Spa Francorchamps
GT Cup Open Europe
Race - 1
Best 5 Lap Times



Cl	Nº	Entrant/Team	Nat	Driver 1	Nat	Status	Driver 2	Nat	Status	Vehicle	Cat	Cl	Best 1		Best 2		Best 3		Best 4		Best 5	
													Time	Lap	Time	Lap	Time	Lap	Time	Lap	Time	Lap
1	51	Ombra Racing	ITA	Aldo Festante	ITA					Porsche 911 GT3 Cup 2018	PROAM	1	2:27.323	11	2:27.385	10	2:28.124	8	2:28.236	5	2:28.330	9
2	10	Baporo Motorsport	ESP	Daniel Diaz-Varela	ESP		<u>Manel Cerqueda</u>	AND		Audi R8 LMS	AM	1	2:27.545	10	2:27.653	11	2:27.873	9	2:27.993	7	2:28.222	12
3	15	NM Racing Team	ESP	Alberto de Martin	ESP		<u>Rafael Villanueva</u>	ESP		Mercedes AMG GT4 HP 2019	PROAM	2	2:30.616	5	2:30.682	10	2:30.821	6	2:30.909	12	2:30.926	7
4	60	Sports and You	PRT	Antonio Coimbra	PRT		<u>Luis Silva</u>	PRT		Mercedes AMG GT4 HP 2019	AM	2	2:30.674	22	2:31.095	19	2:31.267	21	2:31.745	18	2:31.913	16
5	19	PROsport Racing	DEU	Rodrigue Gillion	BEL					Aston Martin Vantage	PROAM	3	2:33.720	9	2:33.825	12	2:33.983	7	2:34.053	16	2:34.077	8



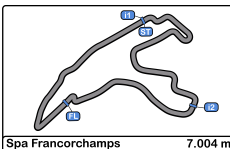


Spa Francorchamps
GT Cup Open Europe
Race - 1
Best 5 Top Speeds



Cl	Nº	Entrant/Team	Nat	Driver 1	Nat	Driver 2	Nat	Vehicle	Cat	Cl	Top 1		Top 2		Top 3		Top 4		Top 5		Avg
											Km/h	Lap	Km/h	Lap	Km/h	Lap	Km/h	Lap	Km/h	Lap	
1	10	Baporo Motorsport		Daniel Díaz-Varela		Manel Cerqueda		Audi R8 LMS	AM	1	258.3	15	257.7	14	257.1	11	255.9	5	255.9	6	257.0
2	51	Ombra Racing		Aldo Festante				Porsche 911 GT3 Cup 2018	PROAM	1	255.3	11	254.7	8	254.7	10	254.7	12	254.1	4	254.7
3	60	Sports and You		Antonio Coimbra		Luis Silva		Mercedes AMG GT4 HP 2019	AM	2	255.3	25	254.1	1	254.1	24	254.1	27	253.5	11	254.2
4	15	NM Racing Team		Alberto de Martín		Rafael Villanueva		Mercedes AMG GT4 HP 2019	PROAM	2	254.1	14	253.5	3	252.9	4	252.9	5	252.9	7	253.2
5	19	PROsport Racing		Rodrigue Gillion				Aston Martin Vantage	PROAM	3	251.7	15	251.1	25	250.0	19	248.8	16	248.2	14	250.0



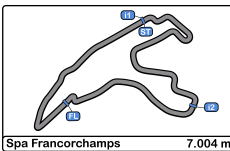


Spa Francorchamps
GT Cup Open Europe
Race - 1
Fastest Laps Sequence



Lap	Time of Day	Session Time	Nº	Entrant/Team	Nat	Driver 1	Nat	Driver 2	Nat	Vehicle	Cat	Time	Km/h
2	14:35:08.244	5:06.244	10	Baporo Motorsport	ESP	Daniel Díaz-Varela	ESP	<u>Manel Cerqueda</u>	AND	Audi R8 LMS	AM	2:30.244	167.8
2	14:35:08.665	5:06.665	51	Ombra Racing	ITA	Aldo Festante	ITA			Porsche 911 GT3 Cup 2018	PROAM	2:30.119	167.9
3	14:37:37.997	7:35.997	10	Baporo Motorsport	ESP	Daniel Díaz-Varela	ESP	<u>Manel Cerqueda</u>	AND	Audi R8 LMS	AM	2:29.753	168.3
4	14:40:06.621	10:04.621	10	Baporo Motorsport	ESP	Daniel Díaz-Varela	ESP	<u>Manel Cerqueda</u>	AND	Audi R8 LMS	AM	2:28.625	169.6
5	14:42:35.051	12:33.051	10	Baporo Motorsport	ESP	Daniel Díaz-Varela	ESP	<u>Manel Cerqueda</u>	AND	Audi R8 LMS	AM	2:28.430	169.8
5	14:42:35.710	12:33.710	51	Ombra Racing	ITA	Aldo Festante	ITA			Porsche 911 GT3 Cup 2018	PROAM	2:28.236	170.0
7	14:47:31.622	17:29.622	10	Baporo Motorsport	ESP	Daniel Díaz-Varela	ESP	<u>Manel Cerqueda</u>	AND	Audi R8 LMS	AM	2:27.993	170.3
9	14:52:27.827	22:25.827	10	Baporo Motorsport	ESP	Daniel Díaz-Varela	ESP	<u>Manel Cerqueda</u>	AND	Audi R8 LMS	AM	2:27.873	170.5
10	14:54:55.373	24:53.373	10	Baporo Motorsport	ESP	Daniel Díaz-Varela	ESP	<u>Manel Cerqueda</u>	AND	Audi R8 LMS	AM	2:27.545	170.8
10	14:54:56.408	24:54.408	51	Ombra Racing	ITA	Aldo Festante	ITA			Porsche 911 GT3 Cup 2018	PROAM	2:27.385	171.0
11	14:57:23.730	27:21.730	51	Ombra Racing	ITA	Aldo Festante	ITA			Porsche 911 GT3 Cup 2018	PROAM	2:27.323	171.1


















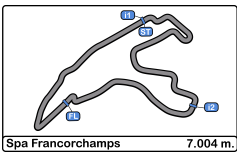
Spa Francorchamps
GT Cup Open Europe
Race - 1



Event Best Maximum Speed

Nº	Entrant/Team	Nat	Driver 1	Nat	Driver 2	Nat	Vehicle	Cat	Km/h	Session
10	Baporo Motorsport	 ESP	Daniel Díaz-Varela	 ESP	Manel Cerqueda	 AND	Audi R8 LMS	AM	259.6	Free Practice - 1
51	Ombra Racing	 ITA	Aldo Festante	 ITA			Porsche 911 GT3 Cup 2018	PROAM	255.9	Free Practice - 1
15	NM Racing Team	 ESP	Alberto de Martin	 ESP	Rafael Villanueva	 ESP	Mercedes AMG GT4 HP 2019	PROAM	255.9	Qualifying - 1 Driver - 1
60	Sports and You	 PRT	Antonio Coimbra	 PRT	Luis Silva	 PRT	Mercedes AMG GT4 HP 2019	AM	255.3	Race - 1
19	PROsport Racing	 DEU	Rodrigue Gillion	 BEL			Aston Martin Vantage	PROAM	251.7	Race - 1





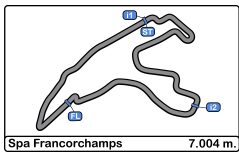
Spa Francorchamps
 GT Cup Open Europe
 Race - 1
 Lap Chart



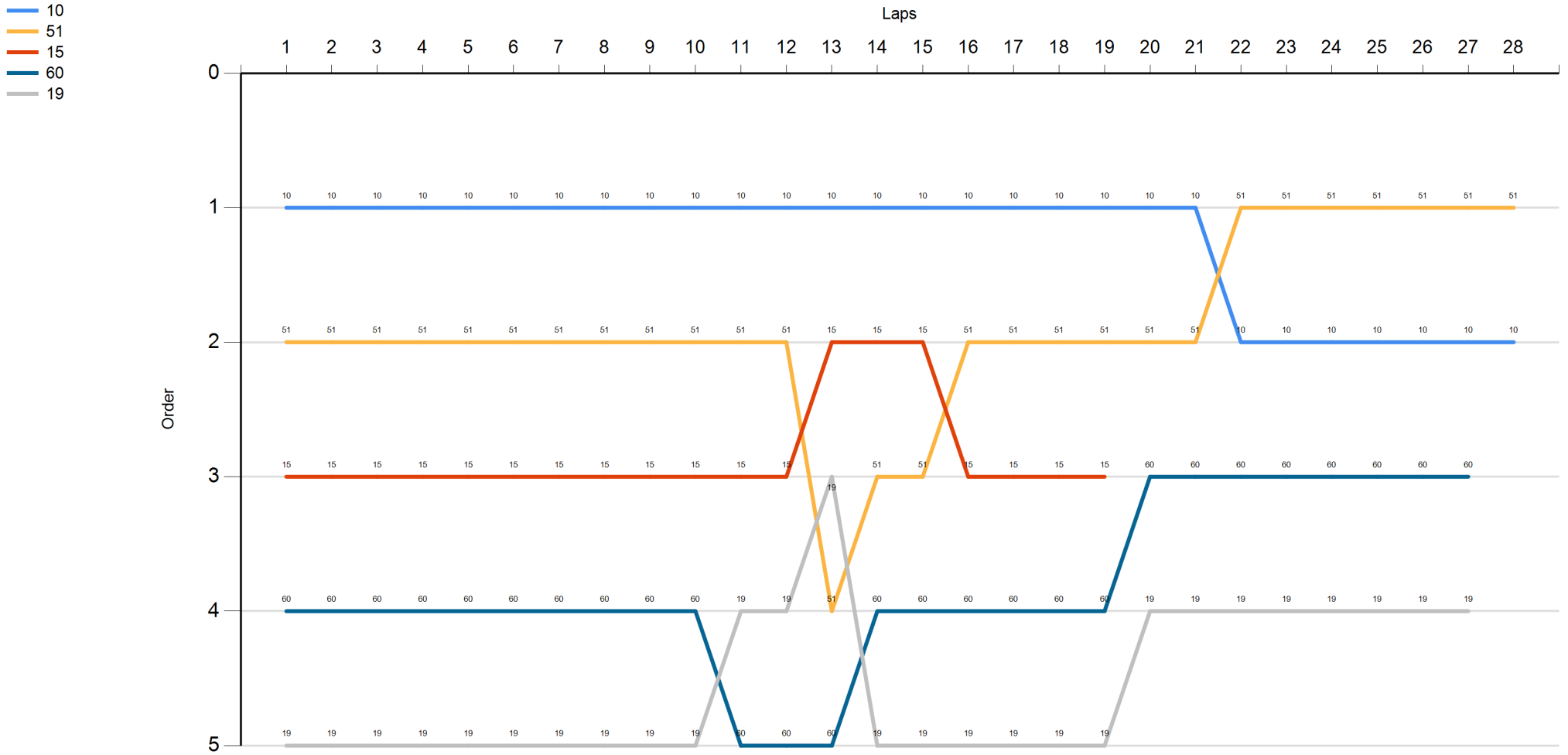
LAP

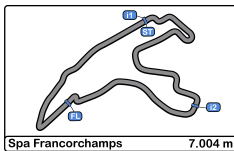
Nr	Po	1	2	3	4	5	6	7	8	9	10	11	12	13	14	15	16	17	18	19	20	21	22	23	24	25	26	27	28
10	1	10	10	10	10	10	10	10	10	10	10	10	10	10	10	10	10	10	10	10	10	51	51	51	51	51	51	51	51
51	2	51	51	51	51	51	51	51	51	51	51	51	51	15	15	15	51	51	51	51	51	10	10	10	10	10	10	10	10
15	3	15	15	15	15	15	15	15	15	15	15	15	15	19	51	51	15	15	15	15	60	60	60	60	60	60	60	60	60
60	4	60	60	60	60	60	60	60	60	60	60	19	19	51	60	60	60	60	60	60	19	19	19	19	19	19	19	19	19
19	5	19	19	19	19	19	19	19	19	19	19	60	60	60	19	19	19	19	19	19	19	19	19	19	19	19	19	19	19





Spa Francorchamps
 GT Cup Open Europe
 Race - 1
 Graphic Lap Chart



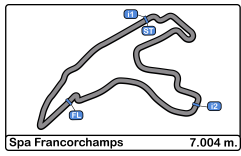


Spa Francorchamps
GT Cup Open Europe
Race - 1
Pit Stop Analysis



Nr.	In Day Time	Entrant/Team	Nat	Driver 1	Nat	Driver 2	Nat	Vehicle	Cat	In Time	Stop N°	Pit Time	Handicap	Penalty
60	14:58:34.594	Sports and You	 PRT	Antonio Coimbra	 PRT	<u>Luis Silva</u>	 PRT	Mercedes AMG GT4 HP 2019	AM	28:32.599	1	2:42.144	1:15	
51	14:59:54.030	Ombra Racing	 ITA	Aldo Festante	 ITA			Porsche 911 GT3 Cup 2018	PROAM	29:52.035	1	2:56.756	1:15	
19	15:03:45.589	PROsport Racing	 BEL	Rodrigue Gillion	 BEL			Aston Martin Vantage	PROAM	33:43.594	1	2:37.690	1:15	
15	15:08:02.548	NM Racing Team	 ESP	Alberto de Martin	 ESP	<u>Rafael Villanueva</u>	 ESP	Mercedes AMG GT4 HP 2019	PROAM	38:00.554	1	2:39.441	1:15	
10	15:09:51.733	Baporo Motorsport	 ESP	Daniel Díaz-Varela	 ESP	<u>Manel Cerqueda</u>	 AND	Audi R8 LMS	AM	39:49.739	1	2:52.002	1:15	

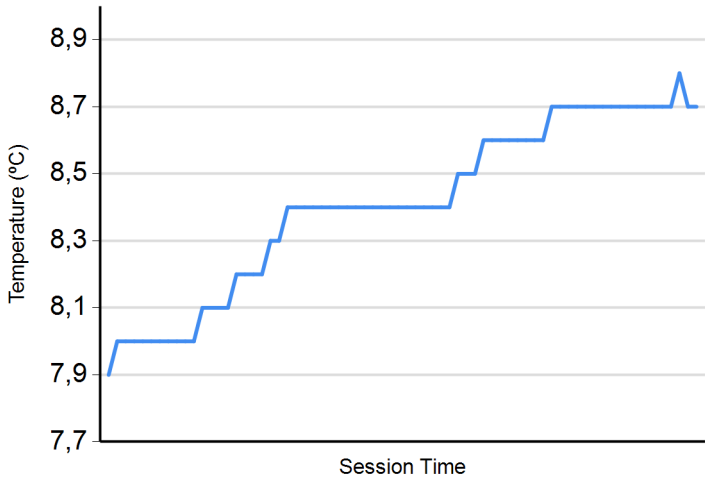




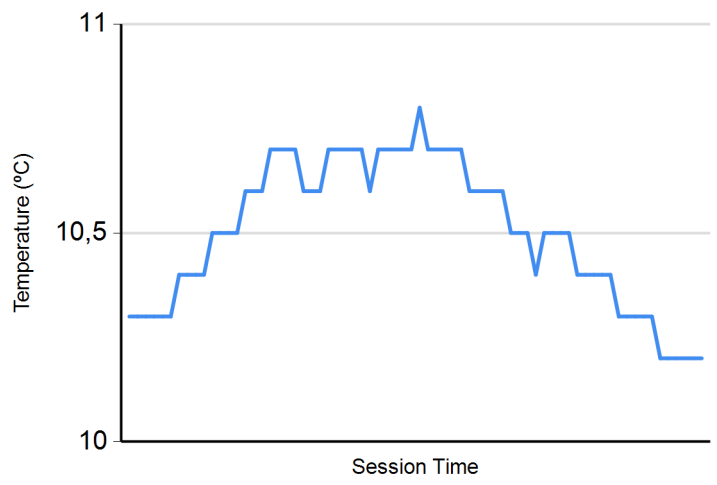
Spa Francorchamps GT Cup Open Europe Race - 1 Weather Report



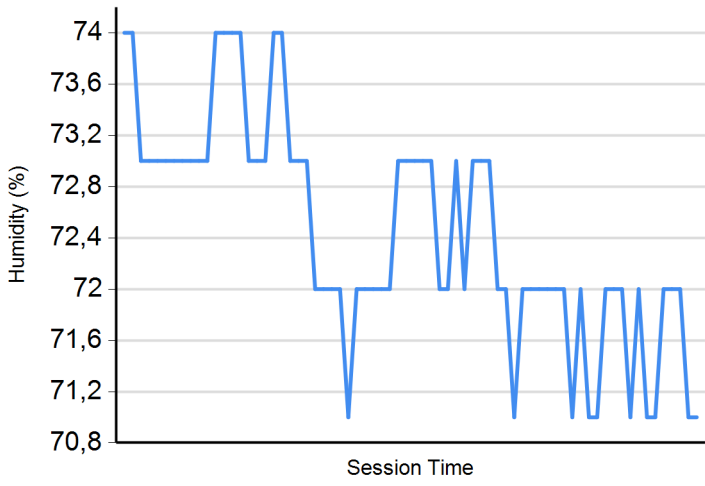
Air Temperature



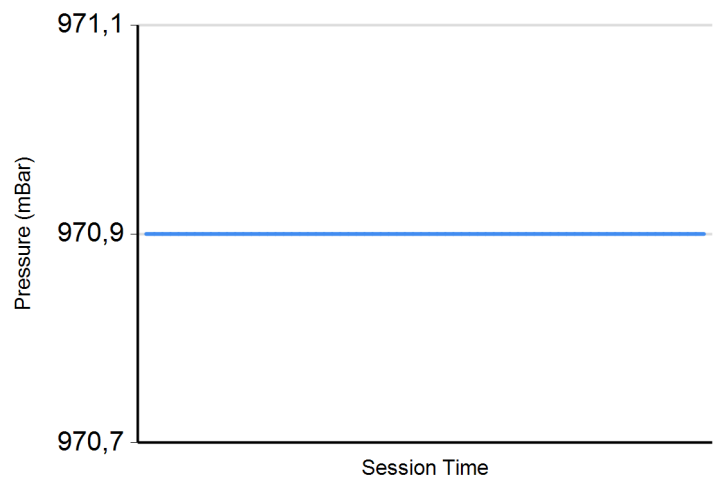
Track Temperature



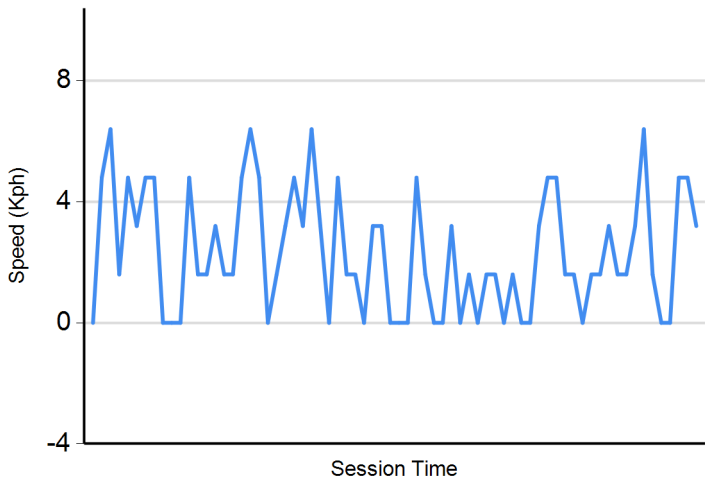
Humidity



Pressure



Wind Speed



Wind direction

