


Spa Francorchamps
GT Cup Open Europe
Free Practice - 1
Provisional Results



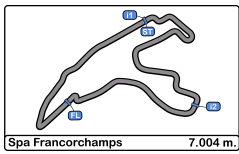
Cls	Nº	Entrant/Team	Nat	Driver 1	Nat	Driver 2	Nat	Vehicle	Cat	Cls	Laps	Best	Time	Gap	Interval	Km/h
1	10	Baporo Motorsport	ESP	Daniel Díaz-Varela	ESP	Manel Cerqueda	AND	Audi R8 LMS	AM	1	21	12	2:28.067			170.2
2	51	Ombra Racing	ITA	Aldo Festante	ITA			Porsche 911 GT3 Cup 2018	PROAM	1	7	6	2:29.497	1.430	1.430	168.6
3	60	Sports and You	PRT	Antonio Coimbra	PRT	Luis Silva	PRT	Mercedes AMG GT4 HP 2019	AM	2	18	17	2:32.988	4.921	3.491	164.8
4	15	NM Racing Team	ESP	Alberto de Martin	ESP	Rafael Villanueva	ESP	Mercedes AMG GT4 HP 2019	PROAM	2	4	3	3:27.618	59.551	54.630	121.4

Published at:.....

Track Temp: 6.1 °C Air Temp: 6.4 °C Humidity: 91 % Track Status: **WET**

Stewards:	Race Director:	Timekeeper: 
------------------	-----------------------	--





Spa Francorchamps
GT Cup Open Europe
Free Practice - 1
Provisional Results by Class



Cls	Nº	Entrant/Team	Nat	Driver 1	Nat	Driver 2	Nat	Vehicle	Cat	Cls	Laps	Best	Time	Gap	Interval	Km/h
PROAM																
1	51	Ombra Racing	ITA	Aldo Festante	ITA			Porsche 911 GT3 Cup 2018	PROAM	1	7	6	2:29.497			168.6
2	15	NM Racing Team	ESP	Alberto de Martin	ESP	Rafael Villanueva	ESP	Mercedes AMG GT4 HP 2019	PROAM	2	4	3	3:27.618	58.121	58.121	121.4
AM																
1	10	Baporo Motorsport	ESP	Daniel Díaz-Varela	ESP	Manel Cerqueda	AND	Audi R8 LMS	AM	1	21	12	2:28.067			170.2
2	60	Sports and You	PRT	Antonio Coimbra	PRT	Luis Silva	PRT	Mercedes AMG GT4 HP 2019	AM	2	18	17	2:32.988	4.921	4.921	164.8

Published at:.....

Track Temp: 6.1 °C Air Temp: 6.4 °C Humidity: 91 % Track Status: **WET**

Stewards:	Race Director:	Timekeeper:
------------------	-----------------------	--------------------





Spa Francorchamps
GT Cup Open Europe
Free Practice - 1
Lap Analysis



10

1 Daniel Díaz-Varela

Audi R8 LMS

60

1 Antonio Coimbra

Mercedes AMG GT4 HP 2019

AM

2 Manel Cerqueda

Baporo Motorsport

AM

2 Luis Silva

Sports and You

Lap	D	Time	Sector 1	Sector 2	Sector 3	T. Spd	Elapsed	Lap	D	Time	Sector 1	Sector 2	Sector 3	T. Spd	Elapsed
1		9:43:58.662	9:41:40.199	1:30.201	48.262	116.3	9:43:58.662	1		9:45:45.245	9:42:48.202	1:58.557	58.486	140.0	9:45:45.245
2		2:46.720	47.469	1:16.458	42.793	212.1	9:46:45.382	2		3:03.400	52.715	1:23.118	47.567	208.4	9:48:48.645
3		2:37.501	43.689	1:12.771	41.041	250.5	9:49:22.883	3		2:53.242	47.864	1:21.552	43.826	201.1	9:51:41.887
4		2:33.237	42.678	1:10.267	40.292	254.1	9:51:56.120	4		2:49.261	46.594	1:16.856	45.811	230.2	9:54:31.148
5		2:31.917	41.962	1:09.853	40.102	256.5	9:54:28.037	5		2:46.127	46.833	1:16.189	43.105	246.0	9:57:17.275
6		2:29.686	41.937	1:08.820	38.929	255.9	9:56:57.723	6		2:44.903	46.104	1:15.911	42.888	214.2	10:00:02.178
7		2:28.341	41.457	1:08.414	38.470	256.5	9:59:26.064	7		2:44.581	45.362	1:16.024	43.195	242.1	10:02:46.759
8		2:40.924	P 42.597	1:10.447	47.880	255.3	10:02:06.988	8		2:56.267	P 45.562	1:15.210	55.495	203.7	10:05:43.026
9		5:22.448	3:29.346	1:13.168	39.934	206.1	10:07:29.436	9		12:44.308	10:42.616	1:19.221	42.471	140.4	10:18:27.334
10		2:29.853	42.004	1:08.979	38.870	257.7	10:09:59.289	10		2:49.786	P 44.408	1:12.732	52.646	245.4	10:21:17.120
11		2:28.886	41.690	1:08.513	38.683	257.1	10:12:28.175	11		5:03.294	3:06.275	1:13.760	43.259	240.0	10:26:20.414
12		2:28.067	41.648	1:08.298	38.121	257.1	10:14:56.242	12		2:36.371	43.535	1:12.012	40.824	245.4	10:28:56.785
13		2:36.964	P 41.801	1:08.410	46.753	259.6	10:17:33.206	13		2:34.575	43.057	1:10.872	40.646	247.7	10:31:31.360
14		7:34.295	5:40.360	1:13.369	40.566	207.2	10:25:07.501	14		2:35.924	42.797	1:12.053	41.074	250.0	10:34:07.284
15		2:36.309	44.656	1:11.476	40.177	250.5	10:27:43.810	15		2:33.251	42.717	1:10.344	40.190	251.1	10:36:40.535
16		2:33.945	42.702	1:11.135	40.108	249.4	10:30:17.755	16		2:34.276	43.128	1:10.660	40.488	245.4	10:39:14.811
17		2:33.410	43.009	1:10.762	39.639	247.1	10:32:51.165	17		2:32.988	42.385	1:10.850	39.753	254.7	10:41:47.799
18		2:34.933	42.743	1:11.279	40.911	248.2	10:35:26.098	18		2:42.749	P 42.892	1:10.698	49.159	251.1	10:44:30.548
19		2:34.227	43.054	1:11.058	40.115	247.1	10:38:00.325								
20		2:35.655	42.405	1:11.350	41.900	250.5	10:40:35.980								
21		2:47.701	P 44.786	1:10.934	51.981	249.4	10:43:23.681								

15

1 Alberto de Martin

Mercedes AMG GT4 HP 2019

PROAM

2 Rafael Villanueva

NM Racing Team

Lap	D	Time	Sector 1	Sector 2	Sector 3	T. Spd	Elapsed
1		9:47:13.294	P 9:44:31.164	1:36.353	1:05.777	156.7	9:47:13.294
2		16:56.398	14:43.626	1:26.171	46.601	173.0	10:04:09.692
3		3:27.618	P 50.630	1:30.933	1:06.055	178.2	10:07:37.310
4		22:23.353	P 19:49.629	1:35.100	58.624	173.0	10:30:00.663

51

1 Aldo Festante

Porsche 911 GT3 Cup 2018

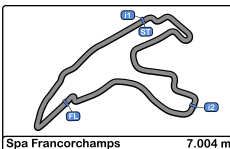
PROAM

2

Ombra Racing

Lap	D	Time	Sector 1	Sector 2	Sector 3	T. Spd	Elapsed
1		10:25:10.866	10:23:02.587	1:21.702	46.577	209.3	10:25:10.866
2		2:39.492	44.349	1:14.065	41.078	215.5	10:27:50.358
3		2:31.426	42.386	1:09.523	39.517	252.3	10:30:21.784
4		2:30.047	42.014	1:08.325	39.708	254.1	10:32:51.831
5		2:40.438	43.778	1:10.344	46.316	254.7	10:35:32.269
6		2:29.497	41.967	1:08.536	38.994	254.1	10:38:01.766
7		2:49.089	P 41.817	1:12.969	54.303	255.9	10:40:50.855



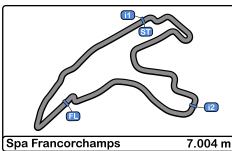


Spa Francorchamps
 GT Cup Open Europe
 Free Practice - 1
 Best Sectors Results



Sector - 1				Sector - 2				Sector - 3				Ideal Lap vs Best Lap					
Clas	Nº	Driver	Time	Nº	Driver	Time	Nº	Driver	Time	Clas	Nº	Driver	Ideal Lap	Best Lap	Clas		
1	10	Díaz-Varela - Cerqueda	41.457	10	Díaz-Varela - Cerqueda	1:08.298	10	Díaz-Varela - Cerqueda	38.121	1	10	Díaz-Varela - Cerqueda	2:27.876	2:28.067	1		
2	51	Aldo Festante	41.817	51	Aldo Festante	1:08.325	51	Aldo Festante	38.994	2	51	Aldo Festante	2:29.136	2:29.497	2		
3	60	Coimbra - Silva	42.385	60	Coimbra - Silva	1:10.344	60	Coimbra - Silva	39.753	3	60	Coimbra - Silva	2:32.482	2:32.988	3		
4	15	de Martin - Villanueva	50.630	15	de Martin - Villanueva	1:26.171	15	de Martin - Villanueva	46.601	4	15	de Martin - Villanueva	3:03.402	3:27.618	4		



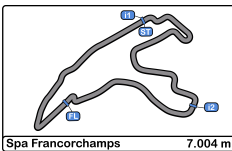


Spa Francorchamps
 GT Cup Open Europe
 Free Practice - 1
 Best 5 Lap Times



Cl	Nº	Entrant/Team	Nat	Driver 1	Nat	Status	Driver 2	Nat	Status	Vehicle	Cat	Cl	Best 1		Best 2		Best 3		Best 4		Best 5	
													Time	Lap	Time	Lap	Time	Lap	Time	Lap	Time	Lap
1	10	Baporo Motorsport		Daniel Díaz-Varela		ESP	Manel Cerqueda		AND	Audi R8 LMS	AM	1	2:28.067	12	2:28.341	7	2:28.886	11	2:29.686	6	2:29.853	10
2	51	Ombra Racing		Aldo Festante		ITA				Porsche 911 GT3 Cup 2018	PROAM	1	2:29.497	6	2:30.047	4	2:31.426	3	2:39.492	2	2:40.438	5
3	60	Sports and You		Antonio Coimbra		PRT	Luis Silva		PRT	Mercedes AMG GT4 HP 2019	AM	2	2:32.988	17	2:33.251	15	2:34.276	16	2:34.575	13	2:35.924	14
4	15	NM Racing Team		Alberto de Martin		ESP	Rafael Villanueva		ESP	Mercedes AMG GT4 HP 2019	PROAM	2	3:27.618	3	16:56.39	2	22:23.35	4				



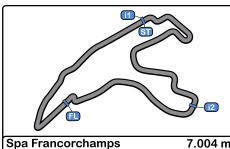


Spa Francorchamps
 GT Cup Open Europe
 Free Practice - 1
 Best 5 Top Speeds



Cl	Nº	Entrant/Team	Nat	Driver 1	Nat	Driver 2	Nat	Vehicle	Cat	Cl	Top 1		Top 2		Top 3		Top 4		Top 5		Avg
											Km/h	Lap	Km/h	Lap	Km/h	Lap	Km/h	Lap	Km/h	Lap	
1	10	Baporo Motorsport	ESP	Daniel Díaz-Varela	ESP	Manel Cerqueda	AND	Audi R8 LMS	AM	1	259.6	13	257.7	10	257.1	11	257.1	12	256.5	5	257.6
2	51	Ombra Racing	ITA	Aldo Festante	ITA			Porsche 911 GT3 Cup 2018	PROAM	1	255.9	7	254.7	5	254.1	4	254.1	6	252.3	3	254.2
3	60	Sports and You	PRT	Antonio Coimbra	PRT	Luis Silva	PRT	Mercedes AMG GT4 HP 2019	AM	2	254.7	17	251.1	15	251.1	18	250.0	14	247.7	13	250.9
4	15	NM Racing Team	ESP	Alberto de Martín	ESP	Rafael Villanueva	ESP	Mercedes AMG GT4 HP 2019	PROAM	2	178.2	3	173.0	2	173.0	4	156.7	1			170.2



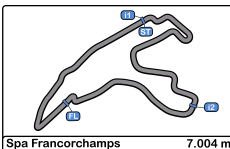


Spa Francorchamps
 GT Cup Open Europe
 Free Practice - 1
 Fastest Laps Sequence



Lap	Time of Day	Session Time	Nº	Entrant/Team	Nat	Driver 1	Nat	Driver 2	Nat	Vehicle	Cat	Time	Km/h
2	9:46:45.382	6:45.382	10	Baporo Motorsport		Daniel Díaz-Varela		Manel Cerqueda		Audi R8 LMS	AM	2:46.720	151.2
3	9:49:22.883	9:22.883	10	Baporo Motorsport		Daniel Díaz-Varela		Manel Cerqueda		Audi R8 LMS	AM	2:37.501	160.0
4	9:51:56.120	11:56.120	10	Baporo Motorsport		Daniel Díaz-Varela		Manel Cerqueda		Audi R8 LMS	AM	2:33.237	164.5
5	9:54:28.037	14:28.037	10	Baporo Motorsport		Daniel Díaz-Varela		Manel Cerqueda		Audi R8 LMS	AM	2:31.917	165.9
6	9:56:57.723	16:57.723	10	Baporo Motorsport		Daniel Díaz-Varela		Manel Cerqueda		Audi R8 LMS	AM	2:29.686	168.4
7	9:59:26.064	19:26.064	10	Baporo Motorsport		Daniel Díaz-Varela		Manel Cerqueda		Audi R8 LMS	AM	2:28.341	169.9
12	10:14:56.242	34:56.242	10	Baporo Motorsport		Daniel Díaz-Varela		Manel Cerqueda		Audi R8 LMS	AM	2:28.067	170.2



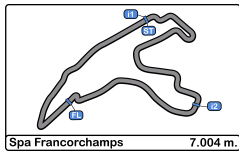


Spa Francorchamps
 GT Cup Open Europe
 Free Practice - 1
 Event Best Maximum Speed



Nº	Entrant/Team	Nat	Driver 1	Nat	Driver 2	Nat	Vehicle	Cat	Km/h	Session
10	Baporo Motorsport	ESP	Daniel Díaz-Varela	ESP	Manel Cerqueda	AND	Audi R8 LMS	AM	259.6	Free Practice - 1
51	Ombra Racing	ITA	Aldo Festante	ITA			Porsche 911 GT3 Cup 2018	PROAM	255.9	Free Practice - 1
60	Sports and You	PRT	Antonio Coimbra	PRT	Luis Silva	PRT	Mercedes AMG GT4 HP 2019	AM	254.7	Free Practice - 1
15	NM Racing Team	ESP	Alberto de Martin	ESP	Rafael Villanueva	ESP	Mercedes AMG GT4 HP 2019	PROAM	178.2	Free Practice - 1





Spa Francorchamps
GT Cup Open Europe
Free Practice - 1
Pit Stop Analysis



10

Daniel Díaz-Varela AM Baporo Motorsport

Manel Cerqueda Audi R8 LMS

Nr.	In Day Time	In Time	Out Time	Pit Time	T. Pit Time	Handicap	Penalty
1	10:02:01.818	10:02:01.818	10:04:52.711	2:50.893	2:50.893		
2	10:17:28.102	10:17:28.102	10:22:28.775	5:00.673	7:51.566		

15

Alberto de Martin PROAM NM Racing Team

Rafael Villanueva Mercedes AMG GT4 HP 2019

Nr.	In Day Time	In Time	Out Time	Pit Time	T. Pit Time	Handicap	Penalty
1	9:47:07.147	9:47:07.147	10:01:07.388	14:00.241	14:00.241		
2	10:07:32.164	10:07:32.164	10:26:36.317	19:04.153	33:04.394		

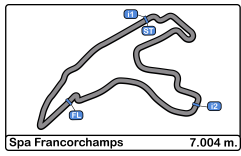
60

Antonio Coimbra AM Sports and You

Luis Silva Mercedes AMG GT4 HP 2019

Nr.	In Day Time	In Time	Out Time	Pit Time	T. Pit Time	Handicap	Penalty
1	10:05:36.522	10:05:36.522	10:15:40.627	10:04.105	10:04.105		
2	10:21:11.532	10:21:11.532	10:23:43.803	2:32.271	12:36.376		

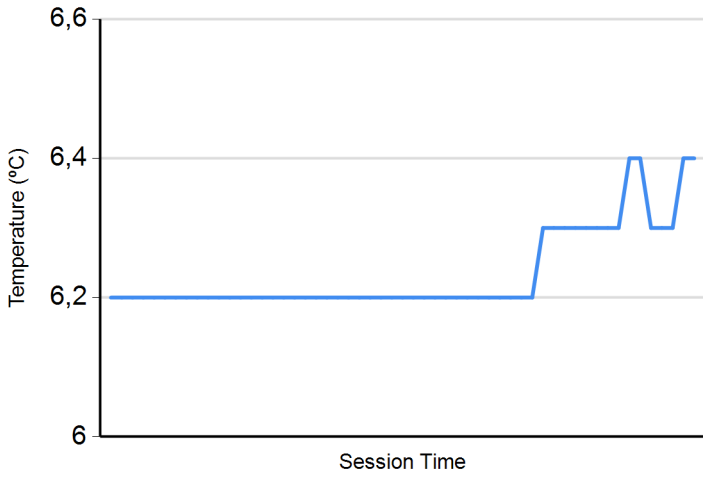




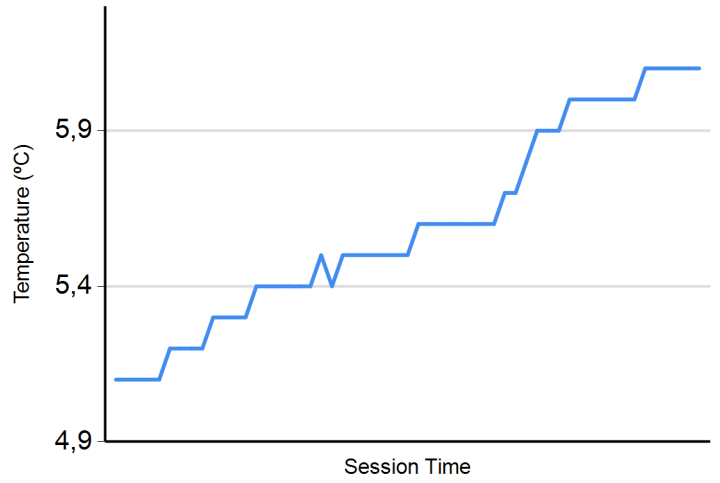
Spa Francorchamps
GT Cup Open Europe
Free Practice - 1
Weather Report



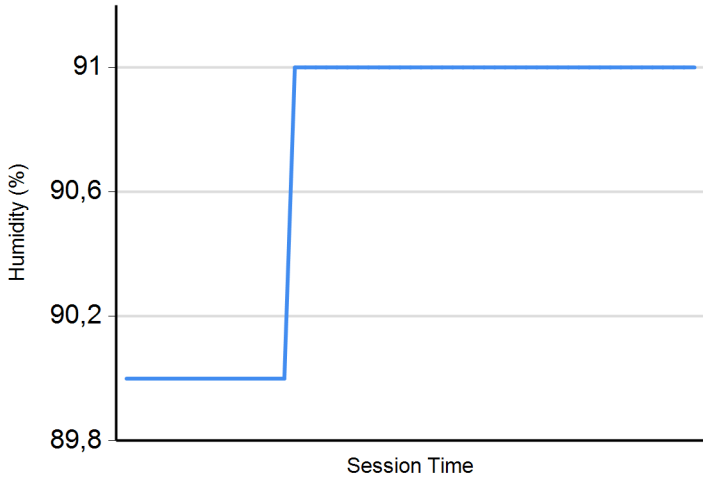
Air Temperature



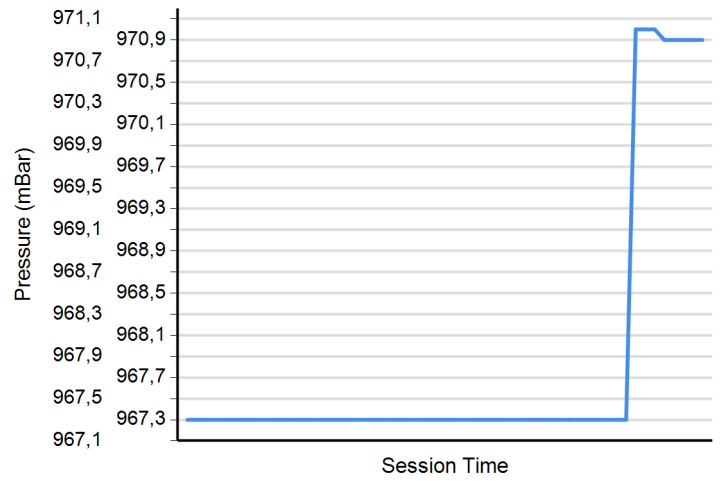
Track Temperature



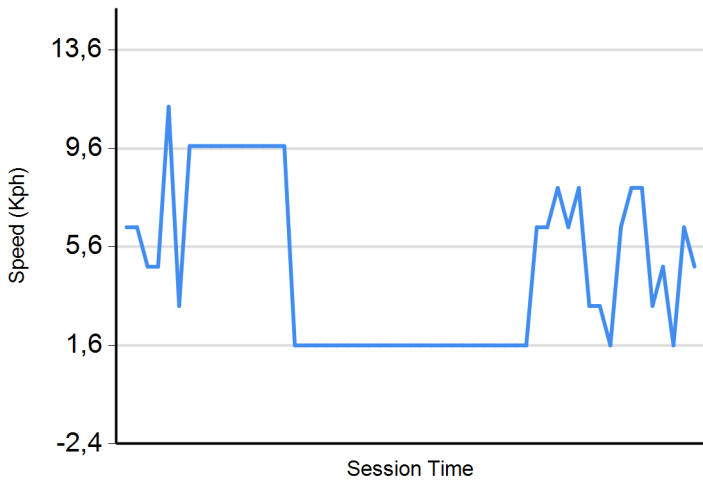
Humidity



Pressure



Wind Speed



Wind direction

North = 0°/360° Est = 90° South = 180° West = 270°

