



Autodromo Nazionale Monza

GT Cup Open Europe

Race - 2

Provisional Results



Autodromo Nazionale Monza 5.793 m.

Cls	Nº	Entrant/Team	Nat	Driver 1	Nat	Driver 2	Nat	Vehicle	Cat	Cl	Laps	Total Time	Gap	Interval	Km/h	Best	Time	Km/h
1	51	Ombra Racing	ITA	Aldo Festante	ITA			Porsche 911 GT3 Cup 2018	PROAM	1	31	1:03:25.393			169.8	6	1:54.632	181.9
2	10	Baporo Motorsport	ESP	<u>Daniel Díaz-Varela</u>	ESP	Manel Cerqueda	AND	Audi R8 LMS	AM	1	31	1:03:29.811	4.418	4.418	169.6	20	1:55.770	180.1
3	60	Sports and You	PRT	<u>Antonio Coimbra</u>	PRT	Luis Silva	PRT	Mercedes AMG GT4 HP 2019	AM	2	31	1:03:33.287	7.894	3.476	169.5	13	1:55.273	180.9

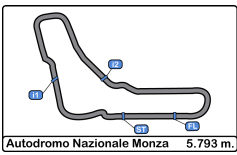
Fastest lap Aldo Festante in 1:54.632 at 181.9 Km/h in lap 6

Published at:.....

Track Temp: 31.5 °C Air Temp: 17.7 °C Humidity: 52 % Track Status: DRY

Stewards:	Race Director:	Timekeeper:
-----------	----------------	-------------





**Autodromo Nazionale Monza**  
**GT Cup Open Europe**  
**Race - 2**  
**Provisional Results by Class**



Cls	Nº	Entrant/Team	Nat	Driver 1	Nat	Driver 2	Nat	Vehicle	Cat	Cl	Laps	Total Time	Gap	Interval	Km/h	Best	Time	Km/h
<b>PROAM</b>																		
1	51	Ombra Racing	ITA	Aldo Festante	ITA			Porsche 911 GT3 Cup 2018	PROAM	1	31	1:03:25.393			169.8	6	1:54.632	181.9
<b>AM</b>																		
1	10	Baporo Motorsport	ESP	<u>Daniel Díaz-Varela</u>	ESP	Manel Cerqueda	AND	Audi R8 LMS	AM	1	31	1:03:29.811			169.6	20	1:55.770	180.1
2	60	Sports and You	PRT	<u>Antonio Coimbra</u>	PRT	Luis Silva	PRT	Mercedes AMG GT4 HP 2019	AM	2	31	1:03:33.287	7.894	3.476	169.5	13	1:55.273	180.9


Fastest lap Aldo Festante in 1:54.632 at 181.9 Km/h in lap 6

Published at:.....

Track Temp: 31.5 °C    Air Temp: 17.7 °C    Humidity: 52 %    Track Status: DRY

<b>Stewards:</b>	<b>Race Director:</b>	<b>Timekeeper:</b> 
------------------	-----------------------	--






**Autodromo Nazionale Monza**  
**GT Cup Open Europe**  
**Race - 2**



**Provisional Classification by Driver Fastest Lap**

Cl	Nº	Entrant/Team	Nat	Vehicle	Driver	Nat	Cat	Cl	Laps	Best	Time	Gap	Interval	Km/h
1	51	Ombra Racing	ITA	Porsche 911 GT3 Cup 2018	Aldo Festante	ITA	PROAM	1	31	6	1:54.632			181.9
2	60	Sports and You	PRT	Mercedes AMG GT4 HP 2019	Antonio Coimbra	PRT	AM	1	18	13	1:55.273	0.641	0.641	180.9
3	10	Baporo Motorsport	ESP	Audi R8 LMS	Manel Cerqueda	AND	AM	2	18	7	1:55.770	1.138	0.497	180.1
4	10	Baporo Motorsport	ESP	Audi R8 LMS	Daniel Díaz-Varela	ESP	AM	3	13	4	1:55.954	1.322	0.184	179.8
5	60	Sports and You	PRT	Mercedes AMG GT4 HP 2019	Luis Silva	PRT	AM	4	13	12	1:56.152	1.520	0.198	179.5





Autodromo Nazionale Monza  
 GT Cup Open Europe  
 Race - 2  
 Distance and Speed Average



Cls	Nº	Entrant/Team	Nat	Driver 1	Nat	Driver 2	Nat	Vehicle	Cat	Cls	Laps	Distance	Total Time	Km/h
1	51	Ombra Racing	ITA	Aldo Festante	ITA			Porsche 911 GT3 Cup 2018	PROAM	1	31	179.58	1:03:25.393	169.8
2	10	Baporo Motorsport	ESP	<u>Daniel Díaz-Varela</u>	ESP	Manel Cerqueda	AND	Audi R8 LMS	AM	1	31	179.58	1:03:29.811	169.6
3	60	Sports and You	PRT	<u>Antonio Coimbra</u>	PRT	Luis Silva	PRT	Mercedes AMG GT4 HP 2019	AM	2	31	179.58	1:03:33.287	169.5





**Autodromo Nazionale Monza**  
**GT Cup Open Europe**  
**Race - 2**  
**Lap Analysis**



10

1 Daniel Díaz-Varela

Audi R8 LMS **51**

1 Aldo Festante

Porsche 911 GT3 Cup 2018

AM

2 Manel Cerqueda

Baporo Motorsport

PROAM

2

Ombra Racing

Lap	D	Time	Sector 1	Sector 2	Sector 3	T. Spd	Elapsed	Lap	D	Time	Sector 1	Sector 2	Sector 3	T. Spd	Elapsed
1	1	2:05.620	44.623	40.657	40.340	230.7	2:05.620	1	1	2:03.143	43.335	39.990	39.818	228.8	2:03.143
2	1	1:57.099	37.239	39.694	40.166	264.0	4:02.719	2	1	1:55.022	36.301	39.095	39.626	266.0	3:58.165
3	1	1:56.937	37.029	39.620	40.288	266.0	5:59.656	3	1	1:55.032	36.172	38.984	39.876	265.3	5:53.197
4	1	1:55.954	36.445	39.352	40.157	258.3	7:55.610	4	1	1:54.972	36.191	39.033	39.748	265.3	7:48.169
5	1	1:56.295	36.240	39.876	40.179	253.5	9:51.905	5	1	1:54.869	36.219	39.065	39.585	266.0	9:43.038
6	1	1:59.555	39.337	39.924	40.294	265.3	11:51.460	6	1	1:54.632	36.138	38.959	39.535	266.0	11:37.670
7	1	1:56.451	36.379	39.686	40.386	250.5	13:47.911	7	1	1:54.912	36.194	39.025	39.693	265.3	13:32.582
8	1	1:56.794	36.491	39.900	40.403	260.2	15:44.705	8	1	1:54.668	36.105	38.950	39.613	266.0	15:27.250
9	1	1:56.684	36.515	39.786	40.383	248.8	17:41.389	9	1	1:54.937	36.289	39.100	39.548	264.0	17:22.187
10	1	1:56.281	36.307	39.668	40.306	254.1	19:37.670	10	1	1:54.779	36.257	38.914	39.608	264.7	19:16.966
11	1	1:56.869	36.431	39.827	40.611	254.7	21:34.539	11	1	1:54.659	36.236	38.972	39.451	265.3	21:11.625
12	1	1:56.845	36.340	39.610	40.895	255.3	23:31.384	12	1	1:54.687	36.075	39.047	39.565	266.0	23:06.312
13	1	2:03.284 P	36.277	40.105	46.902	251.7	25:34.668	13	1	1:54.761	36.181	38.950	39.630	265.3	25:01.073
14	2	4:44.725	3:22.590	41.150	40.985	197.8	30:19.393	14	1	1:55.242	36.330	39.110	39.802	264.0	26:56.315
15	2	1:56.679	36.430	39.684	40.565	255.3	32:16.072	15	2	2:01.492 P	36.588	39.249	45.655	264.0	28:57.807
16	2	1:56.196	36.302	39.654	40.240	262.1	34:12.268	16	2	4:45.905	3:26.499	39.542	39.864	198.8	33:43.712
17	2	1:56.653	36.547	40.009	40.097	244.8	36:08.921	17	2	1:55.365	36.313	39.115	39.937	266.0	35:39.077
18	2	1:56.283	36.402	39.422	40.459	253.5	38:05.204	18	2	1:55.204	36.228	39.167	39.809	265.3	37:34.281
19	2	1:56.506	36.239	39.594	40.673	252.9	40:01.710	19	2	1:55.373	36.360	39.118	39.895	264.7	39:29.654
20	2	1:55.770	36.092	39.407	40.271	258.3	41:57.480	20	2	1:59.145	36.781	40.839	41.525	264.7	41:28.799
21	2	1:56.502	36.213	40.303	39.986	259.6	43:53.982	21	2	1:55.747	36.190	39.448	40.109	266.6	43:24.546
22	2	2:00.749	36.153	42.042	42.554	256.5	45:54.731	22	2	1:57.481	36.224	39.676	41.581	266.0	45:22.027
23	2	1:58.395	37.919	39.837	40.639	198.5	47:53.126	23	2	2:00.521	39.176	40.504	40.841	210.9	47:22.548
24	2	2:01.251	36.556	39.460	45.235	247.1	49:54.377	24	2	2:23.717	36.915	53.681	53.121	242.6	49:46.265
25	2	1:56.966	36.264	39.645	41.057	255.3	51:51.343	25	2	1:56.537	36.276	39.332	40.929	266.0	51:42.802
26	2	1:57.232	36.426	39.993	40.813	267.3	53:48.575	26	2	1:57.587	36.835	39.881	40.871	250.5	53:40.389
27	2	1:55.987	36.243	39.366	40.378	260.2	55:44.562	27	2	1:56.524	36.281	39.607	40.636	265.3	55:36.913
28	2	1:56.482	36.205	39.757	40.520	256.5	57:41.044	28	2	1:56.764	36.444	39.897	40.423	262.7	57:33.677
29	2	1:55.981	36.304	39.432	40.245	255.3	59:37.025	29	2	1:56.685	36.751	39.500	40.434	236.3	59:30.362
30	2	1:56.370	36.518	39.533	40.319	249.4	1:01:33.395	30	2	1:56.592	36.377	39.718	40.497	262.1	1:01:26.954
31	2	1:56.416	36.474	39.447	40.495	260.8	1:03:29.811	31	2	1:58.439	36.551	40.095	41.793	264.0	1:03:25.393





Autodromo Nazionale Monza  
GT Cup Open Europe  
Race - 2  
Lap Analysis



60

1 Antonio Coimbra Mercedes AMG GT4 HP 2019

AM 2 Luis Silva Sports and You

Lap	D	Time	Sector 1	Sector 2	Sector 3	T. Spd	Elapsed
1	1	2:04.800	43.559	40.373	40.868	237.3	2:04.800
2	1	1:56.499	36.208	39.749	40.542	261.5	4:01.299
3	1	1:56.182	36.139	39.403	40.640	264.0	5:57.481
4	1	1:56.416	36.103	39.556	40.757	267.3	7:53.897
5	1	1:55.844	35.960	39.339	40.545	267.9	9:49.741
6	1	1:56.196	36.233	39.472	40.491	266.6	11:45.937
7	1	1:56.286	36.077	39.616	40.593	267.3	13:42.223
8	1	1:55.754	36.213	39.084	40.457	266.0	15:37.977
9	1	1:55.666	36.071	39.255	40.340	267.9	17:33.643
10	1	1:55.773	36.226	39.292	40.255	265.3	19:29.416
11	1	1:56.340	36.120	39.657	40.563	266.0	21:25.756
12	1	1:55.824	35.939	39.317	40.568	267.3	23:21.580
13	1	1:55.273	35.828	39.042	40.403	267.9	25:16.853
14	1	1:56.270	36.542	39.311	40.417	262.1	27:13.123
15	1	1:56.265	36.153	39.457	40.655	266.0	29:09.388
16	1	1:56.713	36.105	40.276	40.332	266.0	31:06.101
17	1	1:55.391	36.073	39.097	40.221	271.3	33:01.492
18	1	2:02.589 P	35.986	39.399	47.204	267.3	35:04.081
19	2	4:31.210	3:08.198	41.184	41.828	199.6	39:35.291
20	2	1:58.225	36.704	40.259	41.262	262.7	41:33.516
21	2	1:57.766	36.463	40.015	41.288	257.7	43:31.282
22	2	1:57.455	34.732	40.490	42.233	272.7	45:28.737
23	2	2:01.347	38.296	41.416	41.635	184.9	47:30.084
24	2	2:20.804	36.813	51.291	52.700	255.9	49:50.888
25	2	2:00.229	37.522	41.657	41.050	247.7	51:51.117
26	2	1:58.429	36.790	40.573	41.066	259.6	53:49.546
27	2	1:56.856	36.190	39.854	40.812	267.3	55:46.402
28	2	1:56.514	36.158	39.676	40.680	267.3	57:42.916
29	2	1:57.658	37.049	40.092	40.517	255.3	59:40.574
30	2	1:56.152	36.065	39.560	40.527	267.3	1:01:36.726
31	2	1:56.561	36.242	39.707	40.612	262.7	1:03:33.287





**Autodromo Nazionale Monza**  
**GT Cup Open Europe**  
**Race - 2**  
**Analysis by Lap**



Num	Lap Time	Gap
<b>Lap 1</b>		
51	2:03.143	
60	2:04.800	01.657
10	2:05.620	02.477

Num	Lap Time	Gap
<b>Lap 2</b>		
51	1:55.022	
60	1:56.499	03.134
10	1:57.099	04.554

Num	Lap Time	Gap
<b>Lap 3</b>		
51	1:55.032	
60	1:56.182	04.284
10	1:56.937	06.459

Num	Lap Time	Gap
<b>Lap 4</b>		
51	1:54.972	
60	1:56.416	05.728
10	1:55.954	07.441

Num	Lap Time	Gap
<b>Lap 5</b>		
51	1:54.869	
60	1:55.844	06.703
10	1:56.295	08.867

Num	Lap Time	Gap
<b>Lap 6</b>		
51	1:54.632	
60	1:56.196	08.267
10	1:59.555	13.790

Num	Lap Time	Gap
<b>Lap 7</b>		
51	1:54.912	
60	1:56.286	09.641
10	1:56.451	15.329

Num	Lap Time	Gap
<b>Lap 8</b>		
51	1:54.668	
60	1:55.754	10.727
10	1:56.794	17.455

Num	Lap Time	Gap
<b>Lap 9</b>		
51	1:54.937	
60	1:55.666	11.456
10	1:56.684	19.202

Num	Lap Time	Gap
<b>Lap 10</b>		
51	1:54.779	
60	1:55.773	12.450
10	1:56.281	20.704

Num	Lap Time	Gap
<b>Lap 11</b>		
51	1:54.659	
60	1:56.340	14.131
10	1:56.869	22.914

Num	Lap Time	Gap
<b>Lap 12</b>		
51	1:54.687	
60	1:55.824	15.268
10	1:56.845	25.072

Num	Lap Time	Gap
<b>Lap 13</b>		
51	1:54.761	
60	1:55.273	15.780
10	2:03.284	33.595

Num	Lap Time	Gap
<b>Lap 14</b>		
51	1:55.242	
60	1:56.270	16.808

Num	Lap Time	Gap
<b>Lap 15</b>		
51	2:01.492	
60	1:56.265	11.581
10	4:44.725	1 Lap

Num	Lap Time	Gap
<b>Lap 16</b>		
60	1:56.713	
10	1:56.679	1 Lap

Num	Lap Time	Gap
<b>Lap 17</b>		
60	1:55.391	
51	4:45.905	1 Lap
10	1:56.196	1 Lap

Num	Lap Time	Gap
<b>Lap 18</b>		
60	2:02.589	
51	1:55.365	1 Lap
10	1:56.653	1 Lap

Num	Lap Time	Gap
<b>Lap 19</b>		
51	1:55.204	2:30.200
10	1:56.283	3:01.123

Num	Lap Time	Gap
<b>Lap 20</b>		
51	1:55.373	
60	4:31.210	05.637
10	1:56.506	32.056

Num	Lap Time	Gap
<b>Lap 21</b>		
51	1:55.747	
60	1:57.766	06.736
10	1:56.502	29.436

Num	Lap Time	Gap
<b>Lap 22</b>		
51	1:57.481	
60	1:57.455	06.710
10	2:00.749	32.704

Num	Lap Time	Gap
<b>Lap 23</b>		
51	2:00.521	
60	2:01.347	07.536
10	1:58.395	30.578

Num	Lap Time	Gap
<b>Lap 24</b>		
51	2:23.717	
60	2:20.804	04.623

Num	Lap Time	Gap
10	2:01.251	08.112

Num	Lap Time	Gap
<b>Lap 25</b>		
51	1:56.537	
60	2:00.229	08.315
10	1:56.966	08.541

Num	Lap Time	Gap
<b>Lap 26</b>		
51	1:57.587	
10	1:57.232	08.186
60	1:58.429	09.157

Num	Lap Time	Gap
<b>Lap 27</b>		
51	1:56.524	
10	1:55.987	07.649
60	1:56.856	09.489


Num	Lap Time	Gap
<b>Lap 28</b>		
51	1:56.764	
10	1:56.482	07.367
60	1:56.514	09.239

Num	Lap Time	Gap
<b>Lap 29</b>		
51	1:56.685	
10	1:55.981	06.663
60	1:57.658	10.212

Num	Lap Time	Gap
<b>Lap 30</b>		
51	1:56.592	
10	1:56.370	06.441
60	1:56.152	09.772

Num	Lap Time	Gap
<b>Lap 31</b>		
51	1:58.439	
10	1:56.416	04.418
60	1:56.561	07.894





Autodromo Nazionale Monza

GT Cup Open Europe

Race - 2

Best Sectors Results


Autodromo Nazionale Monza 5.793 m.



Sector - 1				Sector - 2				Sector - 3				Ideal Lap vs Best Lap					
Clas	Nº	Driver	Time	Nº	Driver	Time	Nº	Driver	Time	Clas	Nº	Driver	Ideal Lap	Best Lap	Clas		
1	60	Coimbra - Silva	34.732	51	Aldo Festante	38.914	51	Aldo Festante	39.451	1	60	Coimbra - Silva	1:53.995	1:55.273	2		
2	51	Aldo Festante	36.075	60	Coimbra - Silva	39.042	10	Díaz-Varela - Cerqueda	39.986	2	51	Aldo Festante	1:54.440	1:54.632	1		
3	10	Díaz-Varela - Cerqueda	36.092	10	Díaz-Varela - Cerqueda	39.352	60	Coimbra - Silva	40.221	3	10	Díaz-Varela - Cerqueda	1:55.430	1:55.770	3		







Autodromo Nazionale Monza

GT Cup Open Europe


Race - 2

Leader Sequence



Nº	Entrant/Team	Nat	Driver 1	Nat	Driver 2	Nat	Vehicle	Cat	Start Lap	End Lap	Laps	Total Laps
51	Ombra Racing		Aldo Festante				Porsche 911 GT3 Cup 2018	PROAM	1	15	15	15
60	Sports and You		<u>Antonio Coimbra</u>		Luis Silva		Mercedes AMG GT4 HP 2019	AM	16	18	3	3
51	Ombra Racing		Aldo Festante				Porsche 911 GT3 Cup 2018	PROAM	19	31	13	28





Autodromo Nazionale Monza

GT Cup Open Europe

Race - 2


Best 5 Lap Times

Autodromo Nazionale Monza 5.793 m.



Cl	N°	Entrant/Team	Nat	Driver 1	Nat	Status	Driver 2	Nat	Status	Vehicle	Cat	Cl	Best 1		Best 2		Best 3		Best 4		Best 5	
													Time	Lap	Time	Lap	Time	Lap	Time	Lap	Time	Lap
1	51	Ombra Racing	ITA	Aldo Festante	ITA					Porsche 911 GT3 Cup 2018	PROAM	1	1:54.632	6	1:54.659	11	1:54.668	8	1:54.687	12	1:54.761	13
2	60	Sports and You	PRT	<u>Antonio Coimbra</u>	PRT		Luis Silva	PRT		Mercedes AMG GT4 HP 2019	AM	1	1:55.273	13	1:55.391	17	1:55.666	9	1:55.754	8	1:55.773	10
3	10	Baporo Motorsport	ESP	<u>Daniel Díaz-Varela</u>	ESP		Manel Cerqueda	AND		Audi R8 LMS	AM	2	1:55.770	20	1:55.954	4	1:55.981	29	1:55.987	27	1:56.196	16






Autodromo Nazionale Monza  
 GT Cup Open Europe  
 Race - 2  
 Best 5 Top Speeds



Cl	N°	Entrant/Team	Nat	Driver 1	Nat	Driver 2	Nat	Vehicle	Cat	Cl	Top 1		Top 2		Top 3		Top 4		Top 5		
											Km/h	Lap	Km/h	Lap	Km/h	Lap	Km/h	Lap	Km/h	Lap	Km/h
1	60	Sports and You		<b>Antonio Coimbra</b>		Luis Silva		Mercedes AMG GT4 HP 2019	AM	1	<b>272.7</b>	22	271.3	17	267.9	5	267.9	9	267.9	13	269.6
2	10	Baporo Motorsport		<b>Daniel Diaz-Varela</b>		Manel Cerqueda		Audi R8 LMS	AM	2	<b>267.3</b>	26	266.0	3	265.3	6	264.0	2	262.1	16	264.9
3	51	Ombra Racing		Aldo Festante				Porsche 911 GT3 Cup 2018	PROAM	1	<b>266.6</b>	21	266.0	2	266.0	5	266.0	6	266.0	8	266.1





Autodromo Nazionale Monza

GT Cup Open Europe

Race - 2


Fastest Laps Sequence

Autodromo Nazionale Monza 5.793 m.



Lap	Time of Day	Session Time	Nº	Entrant/Team	Nat	Driver 1	Nat	Driver 2	Nat	Vehicle	Cat	Time	Km/h
2	14:02:39.307	3:58.307	51	Ombra Racing		Aldo Festante				Porsche 911 GT3 Cup 2018	PROAM	1:55.022	181.3
4	14:06:29.312	7:48.312	51	Ombra Racing		Aldo Festante				Porsche 911 GT3 Cup 2018	PROAM	1:54.972	181.3
5	14:08:24.180	9:43.180	51	Ombra Racing		Aldo Festante				Porsche 911 GT3 Cup 2018	PROAM	1:54.869	181.5
6	14:10:18.813	11:37.813	51	Ombra Racing		Aldo Festante				Porsche 911 GT3 Cup 2018	PROAM	1:54.632	181.9













Autodromo Nazionale Monza

GT Cup Open Europe


Race - 2

Event Best Maximum Speed



Nº	Entrant/Team	Nat	Driver 1	Nat	Driver 2	Nat	Vehicle	Cat	Km/h	Session
60	Sports and You	 PRT	Antonio Coimbra	 PRT	Luis Silva	 PRT	Mercedes AMG GT4 HP 2019	AM	272.7	Race - 2
10	Baporo Motorsport	 ESP	Daniel Díaz-Varela	 ESP	Manel Cerqueda	 AND	Audi R8 LMS	AM	271.3	Race - 1
51	Ombra Racing	 ITA	Aldo Festante	 ITA			Porsche 911 GT3 Cup 2018	PROAM	269.3	Race - 1






Autodromo Nazionale Monza  
 GT Cup Open Europe  
 Race - 2  
 Lap Chart



LAP

Nr	Po	Grid	1	2	3	4	5	6	7	8	9	10	11	12	13	14	15	16	17	18	19	20	21	22	23	24	25	26	27	28	29	30	31
51	1	51	51	51	51	51	51	51	51	51	51	51	51	51	51	51	60	60	60	51	51	51	51	51	51	51	51	51	51	51	51	51	51
60	2		60	60	60	60	60	60	60	60	60	60	60	60	60	60	60	51	51	51	60	60	60	60	60	60	60	10	10	10	10	10	10
10	3		10	10	10	10	10	10	10	10	10	10	10	10	10	10	10	10	10	10	10	10	10	10	10	10	10	60	60	60	60	60	60

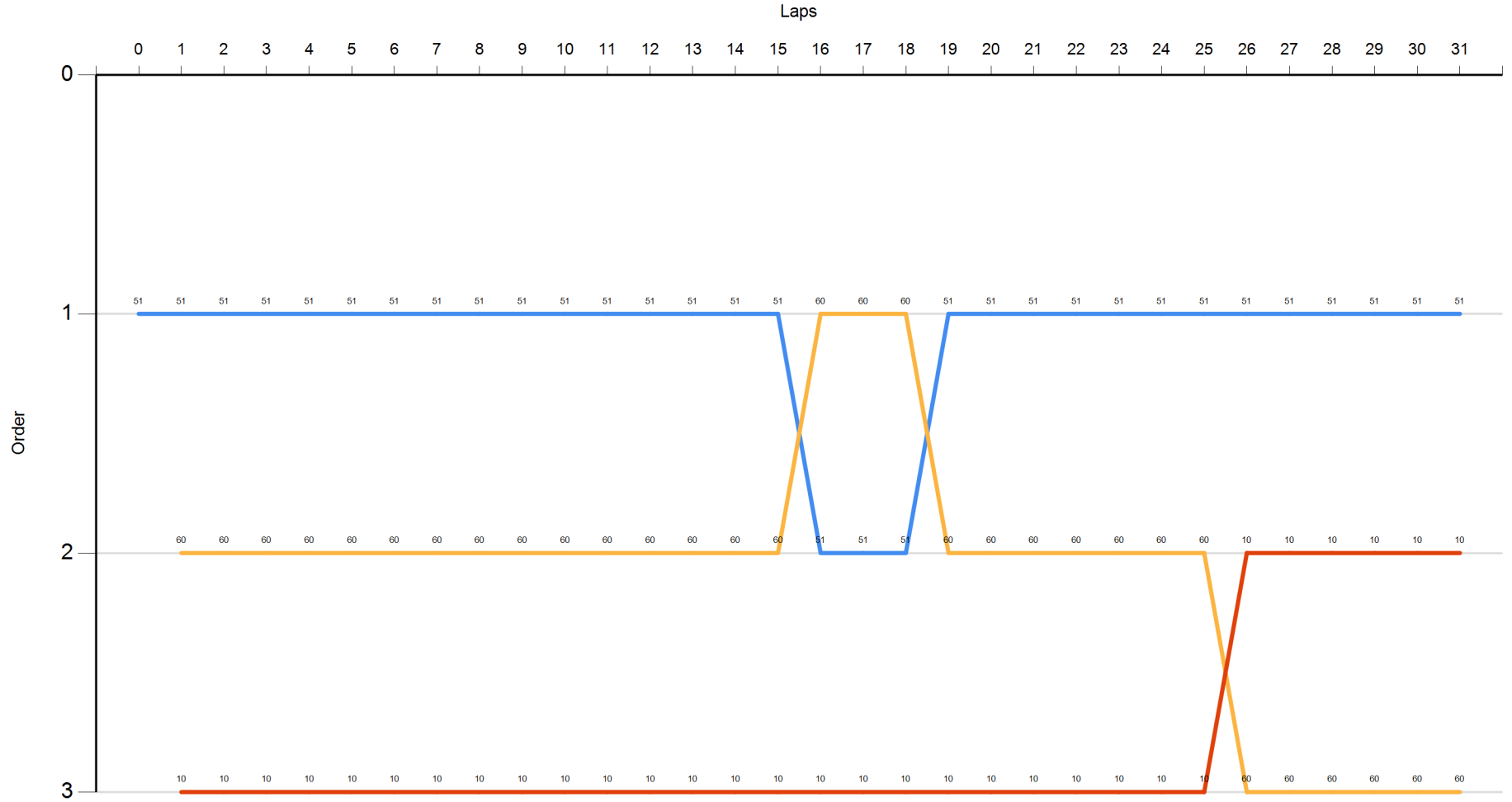





**Autodromo Nazionale Monza**  
**GT Cup Open Europe**  
**Race - 2**  
**Graphic Lap Chart**



- 51
- 60
- 10













Autodromo Nazionale Monza

GT Cup Open Europe

Race - 2

Pit Stop Analysis



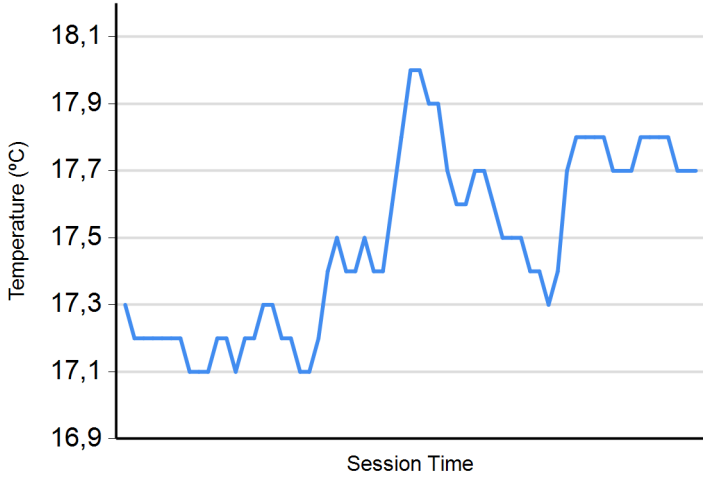
Nr.	In Day Time	Entrant/Team	Nat	Driver 1	Nat	Driver 2	Nat	Vehicle	Cat	In Time	Stop N°	Pit Time	Handicap	Penalty
10	14:24:10.625	Baporo Motorsport	 ESP	<u>Daniel Díaz-Varela</u>	 ESP	Manel Cerqueda	 AND	Audi R8 LMS	AM	25:29.483	1	2:50.000	2:50	
51	14:27:33.419	Ombra Racing	 ITA	Aldo Festante	 ITA			Porsche 911 GT3 Cup 2018	PROAM	28:52.276	1	2:55.285	2:55	
60	14:33:39.937	Sports and You	 PRT	<u>Antonio Coimbra</u>	 PRT	Luis Silva	 PRT	Mercedes AMG GT4 HP 2019	AM	34:58.794	1	2:36.692	2:35	



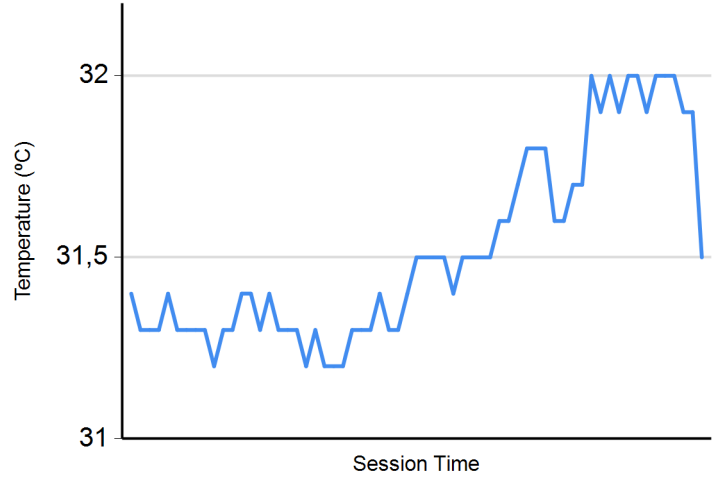




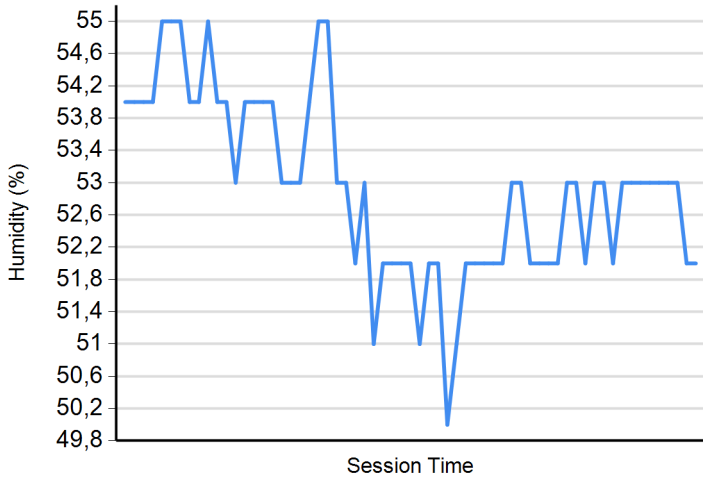
**Air Temperature**



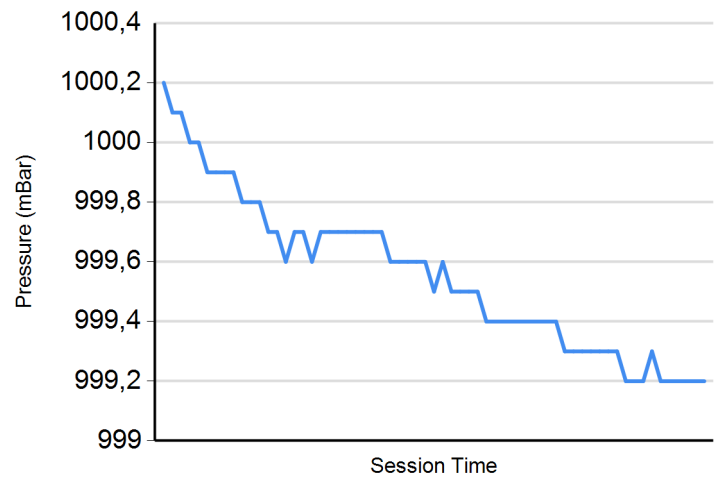
**Track Temperature**



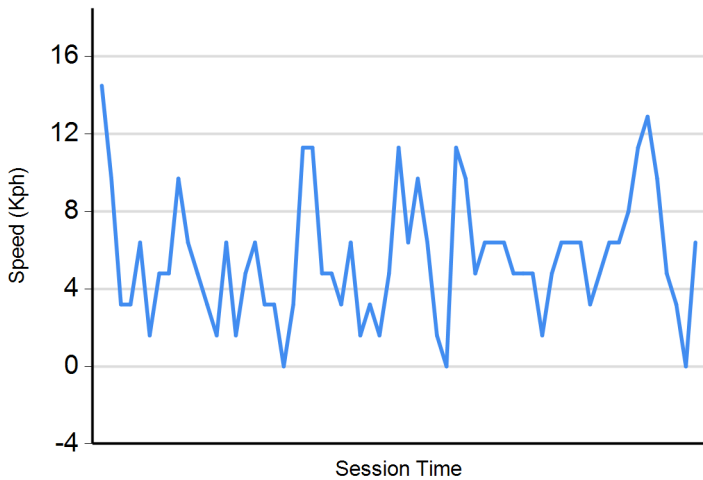
**Humidity**



**Pressure**



**Wind Speed**



**Wind direction**

North = 0°/360° Est = 90° South = 180° West = 270°

