


**Autodromo Nazionale Monza**  
**GT Cup Open Europe**  
 Private test  
**Provisional Results**



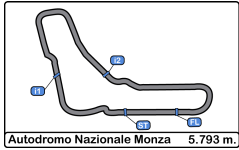
Cls	Nº	Entrant/Team	Nat	Driver 1	Nat	Driver 2	Nat	Vehicle	Cat	Cls	Laps	Best	Time	Gap	Interval	Km/h
1	51	Ombra Racing	ITA	Aldo Festante	ITA			Porsche 911 GT3 Cup 2018	PROAM	1	42	32	1:55.593			180.4
2	10	Baporo Motorsport	ESP	Daniel Díaz-Varela	ESP	Manel Cerqueda	AND	Audi R8 LMS	AM	1	32	25	1:55.972	0.379	0.379	179.8

Published at:.....

Track Temp: 27.7 °C    Air Temp: 22.8 °C    Humidity: 72 %    Track Status: DRY

<b>Stewards:</b>	<b>Race Director:</b>	<b>Timekeeper:</b> 
------------------	-----------------------	--






Autodromo Nazionale Monza  
 GT Cup Open Europe  
 Private test  
 Provisional Results by Class



Cls	Nº	Entrant/Team	Nat	Driver 1	Nat	Driver 2	Nat	Vehicle	Cat	Cls	Laps	Best	Time	Gap	Interval	Km/h
<b>PROAM</b>																
1	51	Ombra Racing	ITA	Aldo Festante	ITA			Porsche 911 GT3 Cup 2018	PROAM	1	42	32	1:55.593			180.4
<b>AM</b>																
1	10	Baporo Motorsport	ESP	Daniel Díaz-Varela	ESP	Manel Cerqueda	AND	Audi R8 LMS	AM	1	32	25	1:55.972			179.8

Published at:.....

Track Temp: 27.7 °C    Air Temp: 22.8 °C    Humidity: 72 %    Track Status: DRY

Stewards:	Race Director:	Timekeeper: 
-----------	----------------	---





**Autodromo Nazionale Monza**  
**GT Cup Open Europe**  
 Private test  
**Lap Analysis**



10

1 Daniel Díaz-Varela

Audi R8 LMS 51

1 Aldo Festante

Porsche 911 GT3 Cup 2018

AM

2 Manel Cerqueda

Baporo Motorsport


PROAM

2

Ombra Racing

Lap	D	Time	Sector 1	Sector 2	Sector 3	T. Spd	Elapsed	Lap	D	Time	Sector 1	Sector 2	Sector 3	T. Spd	Elapsed
1		15:52:03.692	15:50:14.060	56.368	53.264	91.0	15:52:03.692	1		15:13:15.101	P 15:11:33.690	45.611	55.800	138.6	15:13:15.101
2		2:10.251	42.726	43.986	43.539	192.5	15:54:13.943	2		3:42.594	2:18.301	42.204	42.089	190.8	15:16:57.695
3		2:02.903	38.662	42.103	42.138	236.8	15:56:16.846	3		2:00.771	38.047	41.307	41.417	243.2	15:18:58.466
4		2:01.113	38.039	41.472	41.602	234.7	15:58:17.959	4		1:59.081	37.820	40.546	40.715	253.5	15:20:57.547
5		2:03.177	39.116	42.578	41.483	241.6	16:00:21.136	5		1:57.960	37.451	39.994	40.515	258.3	15:22:55.507
6		2:00.118	37.618	40.956	41.544	238.9	16:02:21.254	6		2:01.980	37.480	40.233	44.267	257.7	15:24:57.487
7		1:59.226	37.225	40.755	41.246	251.1	16:04:20.480	7		2:14.983	P 43.177	41.786	50.020	171.9	15:27:12.470
8		1:58.665	37.081	40.525	41.059	253.5	16:06:19.145	8		5:16.348	3:52.544	42.390	41.414	182.4	15:32:28.818
9		1:58.751	36.987	40.367	41.397	248.8	16:08:17.896	9		1:57.411	37.062	39.896	40.453	260.2	15:34:26.229
10		1:58.193	36.865	40.307	41.021	244.8	16:10:16.089	10		1:57.236	36.944	39.841	40.451	260.8	15:36:23.465
11		1:57.479	36.578	40.092	40.809	254.1	16:12:13.568	11		1:57.461	37.124	39.825	40.512	260.8	15:38:20.926
12		2:05.802	P 37.396	40.905	47.501	252.9	16:14:19.370	12		1:57.109	36.919	39.786	40.404	261.5	15:40:18.035
13		9:11.887	7:45.396	43.210	43.281	123.7	16:23:31.257	13		2:15.805	P 41.697	42.234	51.874	248.8	15:42:33.840
14		2:00.179	37.423	41.129	41.627	254.1	16:25:31.436	14		9:53.103	8:28.322	42.289	42.492	188.1	15:52:26.943
15		1:59.134	37.384	40.472	41.278	260.2	16:27:30.570	15		1:58.544	37.105	39.879	41.560	259.6	15:54:25.487
16		1:57.633	36.729	39.891	41.013	260.8	16:29:28.203	16		1:57.960	37.350	39.955	40.655	258.3	15:56:23.447
17		1:57.425	36.981	39.795	40.649	264.0	16:31:25.628	17		1:57.106	36.978	39.683	40.445	261.5	15:58:20.553
18		1:56.903	36.471	39.671	40.761	264.0	16:33:22.531	18		2:09.272	P 36.696	40.909	51.667	262.7	16:00:29.825
19		1:56.951	36.307	39.723	40.921	264.0	16:35:19.482	19		7:42.076	6:12.009	46.640	43.427	152.5	16:08:11.901
20		2:03.690	P 36.473	39.513	47.704	264.0	16:37:23.172	20		2:02.377	38.050	41.935	42.392	247.7	16:10:14.278
21		11:10.581	9:33.724	45.064	51.793	106.2	16:48:33.753	21		2:12.152	41.439	41.292	49.421	258.3	16:12:26.430
22		2:00.685	38.033	41.336	41.316	243.2	16:50:34.438	22		1:56.399	36.753	39.241	40.405	261.5	16:14:22.829
23		1:56.910	36.705	39.790	40.415	258.3	16:52:31.348	23		1:55.986	36.705	39.331	39.950	261.5	16:16:18.815
24		1:56.180	36.386	39.375	40.419	261.5	16:54:27.528	24		1:56.048	36.616	39.343	40.089	262.1	16:18:14.863
25		1:55.972	36.449	39.336	40.187	263.4	16:56:23.500	25		2:21.526	P 42.413	45.537	53.576	203.3	16:20:36.389
26		2:01.692	P 36.457	39.140	46.095	263.4	16:58:25.192	26		9:26.241	8:04.401	40.913	40.927	183.0	16:30:02.630
27		3:51.437	2:29.366	41.116	40.955	192.5	17:02:16.629	27		1:56.928	37.034	39.622	40.272	257.1	16:31:59.558
28		1:57.989	36.699	40.415	40.875	256.5	17:04:14.618	28		1:56.782	36.805	39.695	40.282	258.3	16:33:56.340
29		1:57.214	36.421	40.258	40.535	261.5	17:06:11.832	29		1:56.355	36.847	39.476	40.032	259.6	16:35:52.695
30		1:56.884	36.669	39.809	40.406	258.3	17:08:08.716	30		1:56.029	36.713	39.212	40.104	259.6	16:37:48.724
31		1:56.754	36.343	39.812	40.599	262.1	17:10:05.470	31		1:55.867	36.668	39.179	40.020	260.2	16:39:44.591
32		3:42.221	P 56.227	1:03.668	1:42.326	142.1	17:13:47.691	32		1:55.593	36.509	39.177	39.907	260.8	16:41:40.184
33								33		1:55.986	36.661	39.369	39.956	260.2	16:43:36.170
34								34		1:56.059	36.673	39.370	40.016	260.8	16:45:32.229
35								35		1:56.227	36.670	39.432	40.125	260.2	16:47:28.456
36								36		1:56.444	36.849	39.442	40.153	259.6	16:49:24.900
37								37		1:56.489	36.971	39.383	40.135	259.6	16:51:21.389
38								38		1:56.472	36.868	39.328	40.276	260.2	16:53:17.861
39								39		1:56.449	36.939	39.518	39.992	260.8	16:55:14.310
40								40		1:56.707	36.938	39.686	40.083	260.2	16:57:11.017
41								41		1:56.487	36.915	39.447	40.125	260.2	16:59:07.504
42								42		2:10.164	P 38.524	41.821	49.819	196.0	17:01:17.668






Autodromo Nazionale Monza  
 GT Cup Open Europe  
 Private test  
**Best Sectors Results**



		Sector - 1		Sector - 2		Sector - 3		Ideal Lap vs Best Lap							
Clas	Nº	Driver	Time	Nº	Driver	Time	Nº	Driver	Time	Clas	Nº	Driver	Ideal Lap	Best Lap	Clas
1	10	Díaz-Varela - Cerqueda	36.307	10	Díaz-Varela - Cerqueda	39.140	51	Aldo Festante	39.907	1	51	Aldo Festante	1:55.593	1:55.593	1
2	51	Aldo Festante	36.509	51	Aldo Festante	39.177	10	Díaz-Varela - Cerqueda	40.187	2	10	Díaz-Varela - Cerqueda	1:55.634	1:55.972	2





Autodromo Nazionale Monza

GT Cup Open Europe

Private test


Best 5 Lap Times

Autodromo Nazionale Monza 5.793 m.



Cl	N°	Entrant/Team	Nat	Driver 1	Nat	Status	Driver 2	Nat	Status	Vehicle	Cat	Cl	Best 1		Best 2		Best 3		Best 4		Best 5	
													Time	Lap	Time	Lap	Time	Lap	Time	Lap	Time	Lap
1	51	Ombra Racing	ITA	Aldo Festante	ITA					Porsche 911 GT3 Cup 2018	PROAM	1	1:55.593	32	1:55.867	31	1:55.986	23	1:55.986	33	1:56.029	30
2	10	Baporo Motorsport	ESP	Daniel Diaz-Varela	ESP		Manel Cerqueda	AND		Audi R8 LMS	AM	1	1:55.972	25	1:56.180	24	1:56.754	31	1:56.884	30	1:56.903	18






Autodromo Nazionale Monza  
 GT Cup Open Europe  
 Private test  
 Best 5 Top Speeds



Cl	N°	Entrant/Team	Nat	Driver 1	Nat	Driver 2	Nat	Vehicle	Cat	Cl	Top 1		Top 2		Top 3		Top 4		Top 5		Avg
											Km/h	Lap	Km/h	Lap	Km/h	Lap	Km/h	Lap	Km/h	Lap	
1	10	Baporo Motorsport	ESP	Daniel Díaz-Varela	ESP	Manel Cerqueda	AND	Audi R8 LMS	AM	1	264.0	17	264.0	18	264.0	19	264.0	20	263.4	25	263.9
2	51	Ombra Racing	ITA	Aldo Festante	ITA			Porsche 911 GT3 Cup 2018	PROAM	1	262.7	18	262.1	24	261.5	12	261.5	17	261.5	22	261.8



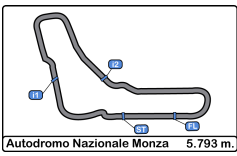


**Autodromo Nazionale Monza**  
**GT Cup Open Europe**  
**Private test**  
**Fastest Laps Sequence**








Lap	Time of Day	Session Time	Nº	Entrant/Team	Nat	Driver 1	Nat	Driver 2	Nat	Vehicle	Cat	Time	Km/h
2	15:16:57.695	6:57.695	51	Ombra Racing	ITA	Aldo Festante	ITA			Porsche 911 GT3 Cup 2018	PROAM	3:42.594	93.6
3	15:18:58.466	8:58.466	51	Ombra Racing	ITA	Aldo Festante	ITA			Porsche 911 GT3 Cup 2018	PROAM	2:00.771	172.6
4	15:20:57.547	10:57.547	51	Ombra Racing	ITA	Aldo Festante	ITA			Porsche 911 GT3 Cup 2018	PROAM	1:59.081	175.1
5	15:22:55.507	12:55.507	51	Ombra Racing	ITA	Aldo Festante	ITA			Porsche 911 GT3 Cup 2018	PROAM	1:57.960	176.7
9	15:34:26.229	24:26.229	51	Ombra Racing	ITA	Aldo Festante	ITA			Porsche 911 GT3 Cup 2018	PROAM	1:57.411	177.6
10	15:36:23.465	26:23.465	51	Ombra Racing	ITA	Aldo Festante	ITA			Porsche 911 GT3 Cup 2018	PROAM	1:57.236	177.8
12	15:40:18.035	30:18.035	51	Ombra Racing	ITA	Aldo Festante	ITA			Porsche 911 GT3 Cup 2018	PROAM	1:57.109	178.0
17	15:58:20.553	48:20.553	51	Ombra Racing	ITA	Aldo Festante	ITA			Porsche 911 GT3 Cup 2018	PROAM	1:57.106	178.0
22	16:14:22.829	1:04:22.829	51	Ombra Racing	ITA	Aldo Festante	ITA			Porsche 911 GT3 Cup 2018	PROAM	1:56.399	179.1
23	16:16:18.815	1:06:18.815	51	Ombra Racing	ITA	Aldo Festante	ITA			Porsche 911 GT3 Cup 2018	PROAM	1:55.986	179.8
31	16:39:44.591	1:29:44.591	51	Ombra Racing	ITA	Aldo Festante	ITA			Porsche 911 GT3 Cup 2018	PROAM	1:55.867	179.9
32	16:41:40.184	1:31:40.184	51	Ombra Racing	ITA	Aldo Festante	ITA			Porsche 911 GT3 Cup 2018	PROAM	1:55.593	180.4





Autodromo Nazionale Monza  
 GT Cup Open Europe  
 Private test  
 Event Best Maximum Speed



Nº	Entrant/Team	Nat	Driver 1	Nat	Driver 2	Nat	Vehicle	Cat	Km/h	Session
10	Baporo Motorsport	 ESP	Daniel Díaz-Varela	 ESP	Manel Cerqueda	 AND	Audi R8 LMS	AM	264.0	Private test
51	Ombra Racing	 ITA	Aldo Festante	 ITA			Porsche 911 GT3 Cup 2018	PROAM	262.7	Private test







**Autodromo Nazionale Monza**  
**GT Cup Open Europe**  
**Private test**  
**Pit Stop Analysis**



10

Daniel Díaz-Varela AM Baporo Motorsport

Manel Cerqueda Audi R8 LMS

Nr.	In Day Time	In Time	Out Time	Pit Time	T. Pit Time	Handicap	Penalty
1	16:14:14.206	16:14:14.206	16:21:18.814	7:04.608	7:04.608		
2	16:37:18.022	16:37:18.022	16:46:13.509	8:55.487	16:00.095		
3	16:58:20.035	16:58:20.035	17:00:15.461	1:55.426	17:55.521		


51

Aldo Festante PROAM Ombra Racing

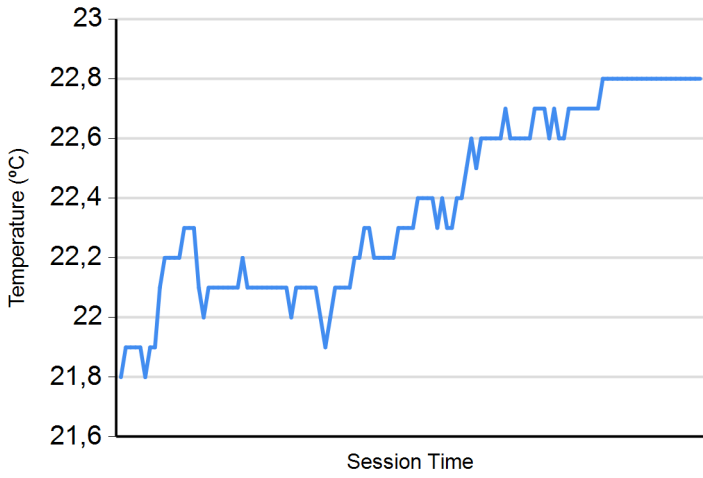
Porsche 911 GT3 Cup 2018

Nr.	In Day Time	In Time	Out Time	Pit Time	T. Pit Time	Handicap	Penalty
1	15:13:09.534	15:13:09.534	15:14:53.478	1:43.944	1:43.944		
2	15:27:06.896	15:27:06.896	15:30:20.393	3:13.497	4:57.441		
3	15:42:28.254	15:42:28.254	15:50:22.134	7:53.880	12:51.321		
4	16:00:24.274	16:00:24.274	16:05:56.584	5:32.310	18:23.631		
5	16:20:30.992	16:20:30.992	16:28:01.398	7:30.406	25:54.037		

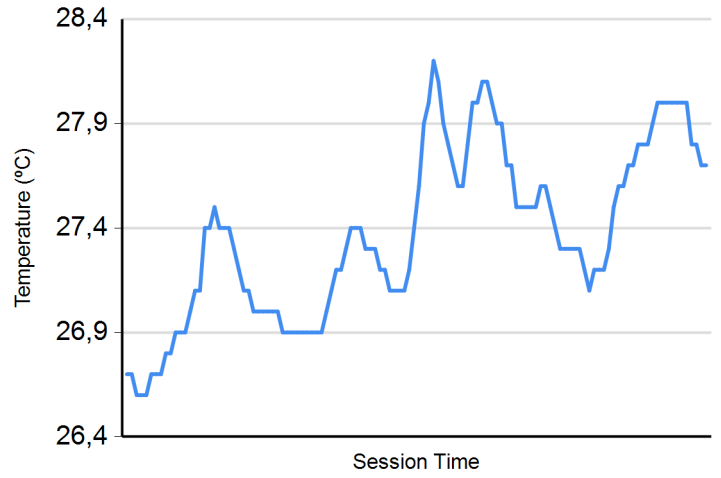




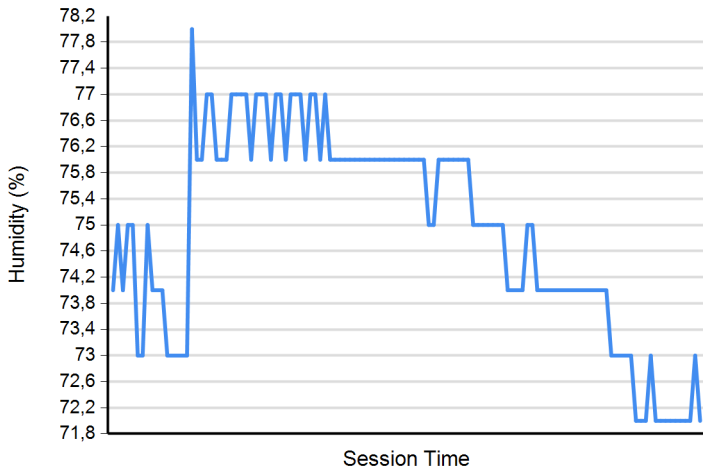
**Air Temperature**



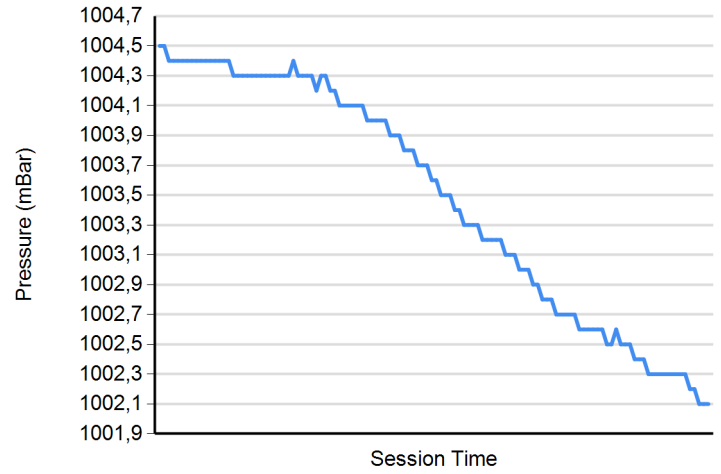
**Track Temperature**



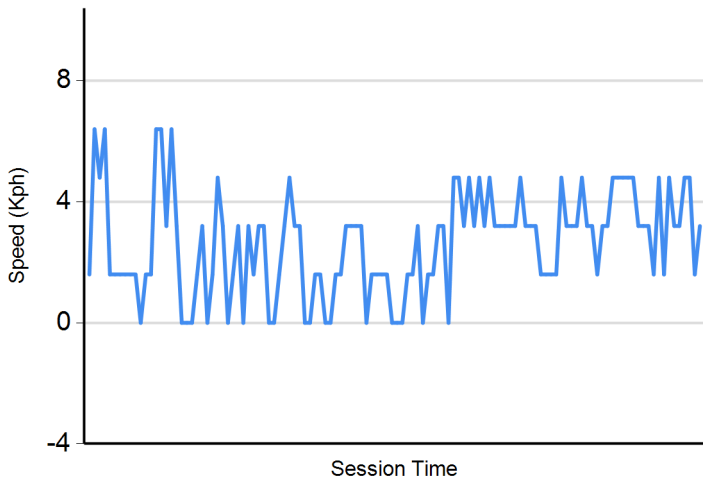
**Humidity**



**Pressure**



**Wind Speed**



**Wind direction**

North = 0°/360° Est = 90° South = 180° West = 270°

