



Real Federación Española
de Automovilismo



GT Cup Open Europe

Round 2

Paul Ricard

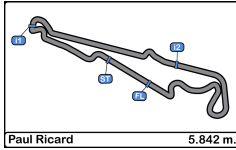
22th – 23th August 2020

Results booklet



Provided by Cronococa S.L.
www.cronococa.com






Paul Ricard
GT Cup Open Europe
Private test
Provisional Results



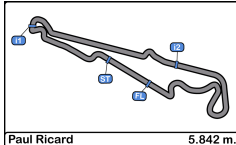
Cls	Nº	Entrant/Team	Nat	Driver 1	Nat	Driver 2	Nat	Vehicle	Cat	Cls	Laps	Best	Time	Gap	Interval	Km/h
1	22	PZ Oberer Zürichsee by TFT	CHE	Niki Leutwiler	CHE	Bas Schouten	NLD	Porsche 911 Cup MY 2018	PROAM	1	16	8	2:12.375			158.3
2	15	NM Racing Team	ESP	Alberto de Martin	ESP	Rafael Villanueva	ESP	Mercedes AMG GT4 HP 2019	PROAM	2	15	13	2:12.765	0.390	0.390	157.8
3	10	Baporo Motorsport	ESP	Daniel Díaz-Varela	ESP	Manel Cerqueda	AND	Audi R8 LMS	AM	1	14	13	2:13.184	0.809	0.419	157.3
4	13	Baporo Motorsport	ESP	Jaume Font	ESP			Porsche 991 Cup MY 2018	AM	2	15	13	2:13.756	1.381	0.572	156.6
5	19	PROsport Racing	DEU	Rodrigue Gillion	BEL	Nico Verdonck	BEL	Aston Martin Vantage	PROAM	3	13	9	2:14.983	2.608	1.227	155.2
6	99	Sports and You	PRT	Antonio Coimbra	PRT	Luis Silva	PRT	Mercedes AMG GT4 HP 2019	AM	3	15	10	2:15.964	3.589	0.981	154.1
7	26	NM Racing Team	ESP	Albert Estragues	ESP			Transam Euro 2018	AM	4	16	15	2:16.015	3.640	0.051	154.0

Published at:.....

Track Temp: 54.1 °C Air Temp: 28.6 °C Humidity: 44 % Track Status: DRY

Stewards:	Race Director:	Timekeeper: 
------------------	-----------------------	----------------------------------------------------------------------------------------------------------





Paul Ricard
GT Cup Open Europe
Private test
Provisional Results by Class



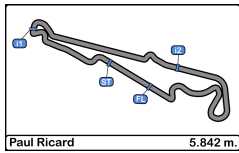
Cls	Nº	Entrant/Team	Nat	Driver 1	Nat	Driver 2	Nat	Vehicle	Cat	Cls	Laps	Best	Time	Gap	Interval	Km/h
PROAM																
1	22	PZ Oberer Zürichsee by TFT	CH	Niki Leutwiler	CH	Bas Schouten	NL	Porsche 911 Cup MY 2018	PROAM	1	16	8	2:12.375			158.3
2	15	NM Racing Team	ES	Alberto de Martin	ES	Rafael Villanueva	ES	Mercedes AMG GT4 HP 2019	PROAM	2	15	13	2:12.765	0.390	0.390	157.8
3	19	PROsport Racing	DE	Rodrigue Gillion	BE	Nico Verdonck	BE	Aston Martin Vantage	PROAM	3	13	9	2:14.983	2.608	2.218	155.2
AM																
1	10	Baporo Motorsport	ES	Daniel Díaz-Varela	ES	Manel Cerqueda	AN	Audi R8 LMS	AM	1	14	13	2:13.184			157.3
2	13	Baporo Motorsport	ES	Jaume Font	ES			Porsche 991 Cup MY 2018	AM	2	15	13	2:13.756	0.572	0.572	156.6
3	99	Sports and You	PT	Antonio Coimbra	PT	Luis Silva	PT	Mercedes AMG GT4 HP 2019	AM	3	15	10	2:15.964	2.780	2.208	154.1
4	26	NM Racing Team	ES	Albert Estragues	ES			Transam Euro 2018	AM	4	16	15	2:16.015	2.831	0.051	154.0

Published at:.....

Track Temp: 54.1 °C Air Temp: 28.6 °C Humidity: 44 % Track Status: DRY

Stewards:	Race Director:	Timekeeper:
------------------	-----------------------	--------------------





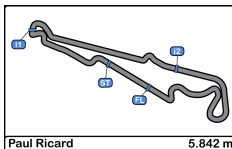
Paul Ricard
GT Cup Open Europe
 Private test
Lap Analysis



99 1 Antonio Coimbra Mercedes AMG GT4 HP 2019
 AM 2 Luis Silva Sports and You

Lap	D	Time	Sector 1	Sector 2	Sector 3	T. Spd	Elapsed
1		15:24:58.625	15:23:06.138	48.886	1:03.601	111.4	15:24:58.625
2		2:22.300	38.681	43.148	1:00.471	223.6	15:27:20.925
3		2:18.573	38.103	41.736	58.734	225.9	15:29:39.498
4		2:18.718	38.637	41.463	58.618	225.4	15:31:58.216
5		2:17.575	37.670	42.058	57.847	226.8	15:34:15.791
6		2:16.471	37.431	41.388	57.652	226.8	15:36:32.262
7		2:16.346	37.375	41.404	57.567	225.9	15:38:48.608
8		2:17.262	37.288	41.522	58.452	226.8	15:41:05.870
9		2:20.744	37.260	41.367	1:02.117	225.9	15:43:26.614
10		2:15.964	36.919	41.263	57.782	226.8	15:45:42.578
11		11:32.729 P	37.417	41.778	10:13.534	226.4	15:57:15.307
12		2:49.210	1:00.680	45.971	1:02.559	98.1	16:00:04.517
13		2:24.555	39.988	42.953	1:01.614	225.4	16:02:29.072
14		2:19.742	38.224	41.848	59.670	225.9	16:04:48.814
15		2:19.171	37.853	41.886	59.432	224.5	16:07:07.985
16			51.360	59.045		226.4	



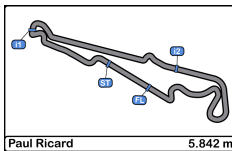


Paul Ricard
 GT Cup Open Europe
 Private test
Best Sectors Results



Sector - 1				Sector - 2				Sector - 3				Ideal Lap vs Best Lap				
Clas	Nº	Driver	Time	Nº	Driver	Time	Nº	Driver	Time	Clas	Nº	Driver	Ideal Lap	Best Lap	Clas	
1	15	de Martin - Villanueva	36.027	10	Díaz-Varela - Cerqueda	39.722	22	Leutwiler - Schouten	56.300	1	22	Leutwiler - Schouten	2:12.308	2:12.375	1	
2	22	Leutwiler - Schouten	36.127	15	de Martin - Villanueva	39.780	10	Díaz-Varela - Cerqueda	56.596	2	10	Díaz-Varela - Cerqueda	2:12.665	2:13.184	3	
3	10	Díaz-Varela - Cerqueda	36.347	22	Leutwiler - Schouten	39.881	13	Jaume Font	56.728	3	15	de Martin - Villanueva	2:12.765	2:12.765	2	
4	13	Jaume Font	36.466	13	Jaume Font	40.339	15	de Martin - Villanueva	56.958	4	13	Jaume Font	2:13.533	2:13.756	4	
5	19	Gillion - Verdonck	36.771	26	Albert Estragues	40.445	19	Gillion - Verdonck	57.171	5	19	Gillion - Verdonck	2:14.680	2:14.983	5	
6	99	Coimbra - Silva	36.919	19	Gillion - Verdonck	40.738	99	Coimbra - Silva	57.567	6	99	Coimbra - Silva	2:15.749	2:15.964	6	
7	26	Albert Estragues	37.455	99	Coimbra - Silva	41.263	26	Albert Estragues	58.011	7	26	Albert Estragues	2:15.911	2:16.015	7	



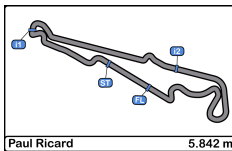


Paul Ricard
GT Cup Open Europe
Private test
Best 5 Lap Times



Cl	N°	Entrant/Team	Nat	Driver 1	Nat	Status	Driver 2	Nat	Status	Vehicle	Cat	Cl	Best 1		Best 2		Best 3		Best 4		Best 5	
													Time	Lap	Time	Lap	Time	Lap	Time	Lap	Time	Lap
1	22	PZ Oberer Zürichsee by TFT		Niki Leutwiler		CHE	Bas Schouten		NLD	Porsche 911 Cup MY 2018	PROAM	1	2:12.375	8	2:13.380	7	2:13.470	6	2:13.511	12	2:13.989	11
2	15	NM Racing Team		Alberto de Martin		ESP	Rafael Villanueva		ESP	Mercedes AMG GT4 HP 2019	PROAM	2	2:12.765	13	2:13.468	11	2:13.501	9	2:13.989	7	2:15.896	8
3	10	Baporo Motorsport		Daniel Díaz-Varela		ESP	Manel Cerqueda		ESP	Audi R8 LMS	AM	1	2:13.184	13	2:14.073	9	2:14.167	12	2:14.739	6	2:22.488	4
4	13	Baporo Motorsport		Jaume Font		ESP			ESP	Porsche 991 Cup MY 2018	AM	2	2:13.756	13	2:13.868	8	2:14.221	9	2:14.407	14	2:14.709	6
5	19	PROsport Racing		Rodrigue Gillion		BEL	Nico Verdonck		BEL	Aston Martin Vantage	PROAM	3	2:14.983	9	2:14.991	10	2:15.694	6	2:15.986	3	2:24.119	11
6	99	Sports and You		Antonio Coimbra		PRT	Luis Silva		PRT	Mercedes AMG GT4 HP 2019	AM	3	2:15.964	10	2:16.346	7	2:16.471	6	2:17.262	8	2:17.575	5
7	26	NM Racing Team		Albert Estragues		ESP			ESP	Transam Euro 2018	AM	4	2:16.015	15	2:16.713	14	2:16.958	13	2:19.095	12	2:22.514	11



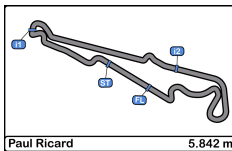


Paul Ricard
GT Cup Open Europe
Private test
Best 5 Top Speeds



Cl	N°	Entrant/Team	Nat	Driver 1	Nat	Driver 2	Nat	Vehicle	Cat	Cl	Top 1		Top 2		Top 3		Top 4		Top 5		Avg
											Km/h	Lap	Km/h	Lap	Km/h	Lap	Km/h	Lap	Km/h	Lap	
1	15	NM Racing Team	ESP	Alberto de Martin	ESP	Rafael Villanueva	ESP	Mercedes AMG GT4 HP 2019	PROAM	1	244.3	12	243.7	7	243.2	8	243.2	9	243.2	10	243.5
2	10	Baporo Motorsport	ESP	Daniel Diaz-Varela	ESP	Manel Cerqueda	AND	Audi R8 LMS	AM	1	239.4	13	237.8	14	236.8	10	236.3	12	235.8	6	237.2
3	26	NM Racing Team	ESP	Albert Estragues	ESP			Transam Euro 2018	AM	2	237.3	13	235.2	14	233.2	11	233.2	15	214.2	12	230.6
4	22	PZ Oberer Zürichsee by TFT	CHE	Niki Leutwiler	CHE	Bas Schouten	NLD	Porsche 911 Cup MY 2018	PROAM	2	233.2	12	233.2	15	233.2	16	232.7	7	232.7	8	233.0
5	13	Baporo Motorsport	ESP	Jaume Font	ESP			Porsche 991 Cup MY 2018	AM	3	232.7	15	232.2	14	231.7	7	231.7	10	231.7	13	232.0
6	99	Sports and You	PRT	Antonio Coimbra	PRT	Luis Silva	PRT	Mercedes AMG GT4 HP 2019	AM	4	226.8	5	226.8	6	226.8	8	226.8	10	226.4	11	226.7
7	19	PROsport Racing	DEU	Rodrigue Gillion	BEL	Nico Verdonck	BEL	Aston Martin Vantage	PROAM	3	225.4	4	225.0	9	225.0	11	224.5	7	224.0	6	224.8



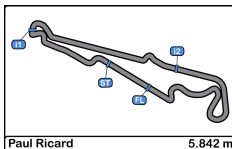


Paul Ricard
GT Cup Open Europe
Private test
Fastest Laps Sequence



Lap	Time of Day	Session Time	Nº	Entrant/Team	Nat	Driver 1	Nat	Driver 2	Nat	Vehicle	Cat	Time	Km/h
2	15:26:03.473	6:03.473	22	PZ Oberer Zürichsee by TFT		Niki Leutwiler		Bas Schouten		Porsche 911 Cup MY 2018	PROAM	2:19.627	150.1
3	15:28:55.232	8:55.232	13	Baporo Motorsport		Jaume Font				Porsche 991 Cup MY 2018	AM	2:19.029	150.7
3	15:29:39.498	9:39.498	99	Sports and You		Antonio Coimbra		Luis Silva		Mercedes AMG GT4 HP 2019	AM	2:18.573	151.2
3	15:31:10.188	11:10.188	19	PROsport Racing		Rodrigue Gillion		Nico Verdonck		Aston Martin Vantage	PROAM	2:15.986	154.1
6	15:37:40.299	17:40.299	10	Baporo Motorsport		Daniel Díaz-Varela		Manel Cerqueda		Audi R8 LMS	AM	2:14.739	155.5
6	15:39:01.820	19:01.820	13	Baporo Motorsport		Jaume Font				Porsche 991 Cup MY 2018	AM	2:14.709	155.5
6	15:40:01.946	20:01.946	22	PZ Oberer Zürichsee by TFT		Niki Leutwiler		Bas Schouten		Porsche 911 Cup MY 2018	PROAM	2:13.470	157.0
7	15:42:15.326	22:15.326	22	PZ Oberer Zürichsee by TFT		Niki Leutwiler		Bas Schouten		Porsche 911 Cup MY 2018	PROAM	2:13.380	157.1
8	15:44:27.701	24:27.701	22	PZ Oberer Zürichsee by TFT		Niki Leutwiler		Bas Schouten		Porsche 911 Cup MY 2018	PROAM	2:12.375	158.3



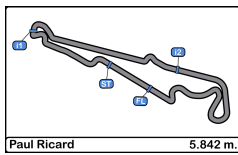


Paul Ricard
GT Cup Open Europe
Private test
Event Best Maximum Speed



Nº	Entrant/Team	Nat	Driver 1	Nat	Driver 2	Nat	Vehicle	Cat	Km/h	Session
15	NM Racing Team	ESP	Alberto de Martin	ESP	Rafael Villanueva	ESP	Mercedes AMG GT4 HP 2019	PROAM	244.3	Private test
10	Baporo Motorsport	ESP	Daniel Díaz-Varela	ESP	Manel Cerqueda	AND	Audi R8 LMS	AM	239.4	Private test
26	NM Racing Team	ESP	Albert Estragues	ESP			Transam Euro 2018	AM	237.3	Private test
22	PZ Oberer Zürichsee by TFT	CHE	Niki Leutwiler	CHE	Bas Schouten	NLD	Porsche 911 Cup MY 2018	PROAM	233.2	Private test
13	Baporo Motorsport	ESP	Jaume Font	ESP			Porsche 991 Cup MY 2018	AM	232.7	Private test
99	Sports and You	PRT	Antonio Coimbra	PRT	Luis Silva	PRT	Mercedes AMG GT4 HP 2019	AM	226.8	Private test
19	PROsport Racing	DEU	Rodrigue Gillion	BEL	Nico Verdonck	BEL	Aston Martin Vantage	PROAM	225.4	Private test





Paul Ricard
GT Cup Open Europe
Private test
Pit Stop Analysis



10

Daniel Díaz-Varela AM Baporo Motorsport
 Manel Cerqueda Audi R8 LMS

Nr.	In Day Time	In Time	Out Time	Pit Time	T. Pit Time	Handicap	Penalty
1	15:40:09.066	15:40:09.066	15:42:59.965	2:50.899	2:50.899		
2	15:49:53.862	15:49:53.862	15:53:29.471	3:35.609	6:26.508		

13

Jaume Font AM Baporo Motorsport
 Porsche 991 Cup MY 2018

Nr.	In Day Time	In Time	Out Time	Pit Time	T. Pit Time	Handicap	Penalty
1	15:31:26.287	15:31:26.287	15:34:28.665	3:02.378	3:02.378		
2	15:47:58.757	15:47:58.757	15:51:11.421	3:12.664	6:15.042		
3	16:02:30.047	16:02:30.047	16:06:54.509	4:24.462	10:39.504		

15

Alberto de Martin PROAM NM Racing Team
 Rafael Villanueva Mercedes AMG GT4 HP 2019

Nr.	In Day Time	In Time	Out Time	Pit Time	T. Pit Time	Handicap	Penalty
1	15:32:55.201	15:32:55.201	15:39:25.604	6:30.403	6:30.403		
2	16:02:33.129	16:02:33.129	16:05:16.823	2:43.694	9:14.097		

19

Rodrigue Gillion PROAM PROsport Racing
 Nico Verdonck Aston Martin Vantage

Nr.	In Day Time	In Time	Out Time	Pit Time	T. Pit Time	Handicap	Penalty
1	15:24:04.917	15:24:04.917	15:26:36.172	2:31.255	2:31.255		
2	15:33:24.984	15:33:24.984	15:36:21.215	2:56.231	5:27.486		
3	15:43:08.149	15:43:08.149	15:48:30.070	5:21.921	10:49.407		
4	15:57:30.074	15:57:30.074	16:02:32.127	5:02.053	15:51.460		

22

Niki Leutwiler PROAM PZ Oberer Zürichsee by TFT
 Bas Schouten Porsche 911 Cup MY 2018

Nr.	In Day Time	In Time	Out Time	Pit Time	T. Pit Time	Handicap	Penalty
1	15:28:59.105	15:28:59.105	15:33:13.426	4:14.321	4:14.321		
2	15:46:37.693	15:46:37.693	15:49:27.246	2:49.553	7:03.874		
3	15:58:23.815	15:58:23.815	16:00:59.553	2:35.738	9:39.612		

26

Albert Estragues AM NM Racing Team
 Transam Euro 2018

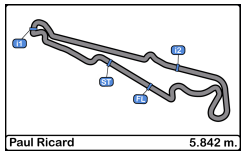
Nr.	In Day Time	In Time	Out Time	Pit Time	T. Pit Time	Handicap	Penalty
1	15:28:41.239	15:28:41.239	15:30:46.077	2:04.838	2:04.838		
2	15:41:25.726	15:41:25.726	15:42:52.572	1:26.846	3:31.684		
3	15:50:12.616	15:50:12.616	15:52:37.836	2:25.220	5:56.904		

99

Antonio Coimbra AM Sports and You
 Luis Silva Mercedes AMG GT4 HP 2019

Nr.	In Day Time	In Time	Out Time	Pit Time	T. Pit Time	Handicap	Penalty
1	15:48:03.302	15:48:03.302	15:57:32.542	9:29.240	9:29.240		





Paul Ricard
GT Cup Open Europe
Private test
Weather Report



Air Temperature

Sin datos disponibles

Track Temperature

Sin datos disponibles

Humidity

Sin datos disponibles

Pressure

Sin datos disponibles

Wind Speed

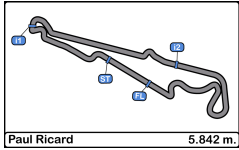
Sin datos disponibles

Wind direction

North = 0°/360° Est = 90° South = 180° West= 270°

Sin datos disponibles






Paul Ricard
GT Cup Open Europe
Free Practice - 1
Provisional Results



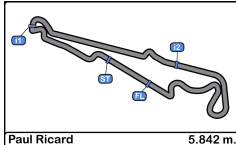
Cls	Nº	Entrant/Team	Nat	Driver 1	Nat	Driver 2	Nat	Vehicle	Cat	Cls	Laps	Best	Time	Gap	Interval	Km/h
1	10	Baporo Motorsport	ESP	Daniel Díaz-Varela	ESP	Manel Cerqueda	AND	Audi R8 LMS	AM	1	14	14	2:11.910			158.8
2	15	NM Racing Team	ESP	Alberto de Martin	ESP	Rafael Villanueva	ESP	Mercedes AMG GT4 HP 2019	PROAM	1	16	14	2:13.028	1.118	1.118	157.5
3	13	Baporo Motorsport	ESP	Jaume Font	ESP			Porsche 991 Cup MY 2018	AM	2	15	9	2:13.198	1.288	0.170	157.3
4	26	NM Racing Team	ESP	Albert Estragues	ESP			Transam Euro 2018	AM	3	15	10	2:13.480	1.570	0.282	157.0
5	99	Sports and You	PRT	Antonio Coimbra	PRT	Luis Silva	PRT	Mercedes AMG GT4 HP 2019	AM	4	16	4	2:15.212	3.302	1.732	155.0
6	19	PROsport Racing	DEU	Rodrigue Gillion	BEL	Nico Verdonck	BEL	Aston Martin Vantage	PROAM	2	15	14	2:18.016	6.106	2.804	151.8
7	77	Team Virage	POL	Robert Hefler	HUN	Philippe Valenza	ESP	Aston Martin Vantage	PROAM	3	6	4	3:08.382	56.472	50.366	111.2

Published at:.....

Track Temp: 49.8 °C Air Temp: 29.2 °C Humidity: 44 % Track Status: DRY

Stewards:	Race Director:	Timekeeper: 
------------------	-----------------------	----------------------------------------------------------------------------------------------------------





Paul Ricard
GT Cup Open Europe
Free Practice - 1
Provisional Results by Class



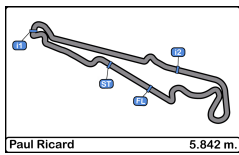
Cls	Nº	Entrant/Team	Nat	Driver 1	Nat	Driver 2	Nat	Vehicle	Cat	Cls	Laps	Best	Time	Gap	Interval	Km/h
PROAM																
1	15	NM Racing Team	ESP	Alberto de Martin	ESP	Rafael Villanueva	ESP	Mercedes AMG GT4 HP 2019	PROAM	1	16	14	2:13.028			157.5
2	19	PROsport Racing	ESP	Rodrigue Gillion	BEL	Nico Verdonck	BEL	Aston Martin Vantage	PROAM	2	15	14	2:18.016	4.988	4.988	151.8
3	77	Team Virage	FRA	Robert Hefler	HUN	Philippe Valenza	ESP	Aston Martin Vantage	PROAM	3	6	4	3:08.382	55.354	50.366	111.2
AM																
1	10	Baporo Motorsport	ESP	Daniel Díaz-Varela	ESP	Manel Cerqueda	AND	Audi R8 LMS	AM	1	14	14	2:11.910			158.8
2	13	Baporo Motorsport	ESP	Jaume Font	ESP			Porsche 991 Cup MY 2018	AM	2	15	9	2:13.198	1.288	1.288	157.3
3	26	NM Racing Team	ESP	Albert Estragues	ESP			Transam Euro 2018	AM	3	15	10	2:13.480	1.570	0.282	157.0
4	99	Sports and You	PRT	Antonio Coimbra	PRT	Luis Silva	PRT	Mercedes AMG GT4 HP 2019	AM	4	16	4	2:15.212	3.302	1.732	155.0

Published at:.....

Track Temp: **49.8 °C** Air Temp: **29.2 °C** Humidity: **44 %** Track Status: **DRY**

Stewards:	Race Director:	Timekeeper: 
------------------	-----------------------	----------------------------------------------------------------------------------------------------------





Paul Ricard
GT Cup Open Europe
Free Practice - 1
Lap Analysis

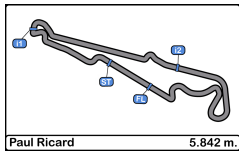


10							19							
AM							PROAM							
Lap	D	Time	Sector 1	Sector 2	Sector 3	T. Spd	Lap	D	Time	Sector 1	Sector 2	Sector 3	T. Spd	Elapsed
1 Daniel Díaz-Varela Audi R8 LMS							1 Rodrigue Gillion Aston Martin Vantage							
2 Manel Cerqueda Baporo Motorsport							2 Nico Verdonck PROsport Racing							
1		17:25:20.706	17:23:30.932	48.382	1:01.392	110.8	1		17:29:30.513	17:27:40.332	45.619	1:04.562	123.8	17:29:30.513
2		2:17.702	38.338	41.621	57.743	232.7	2		2:29.333	40.295	43.879	1:05.159	218.1	17:31:59.846
3		2:15.909	37.165	41.026	57.718	235.8	3		2:25.929	40.300	43.413	1:02.216	220.8	17:34:25.775
4		2:14.527	37.147	40.083	57.297	236.3	4		2:24.826	39.738	42.950	1:02.138	222.2	17:36:50.601
5		2:14.649	36.874	40.258	57.517	237.3	5		2:22.662	38.640	42.222	1:01.800	223.6	17:39:13.263
6		2:13.904	36.515	39.986	57.403	235.8	6		2:19.342	38.062	41.594	59.686	222.6	17:41:32.605
7		2:12.880	36.478	39.813	56.589	236.3	7		2:19.905	38.110	41.892	59.903	221.7	17:43:52.510
8		5:45.835 P	38.470	41.214	4:26.151	236.3	8		2:28.097 P	39.428	42.050	1:06.619	220.8	17:46:20.607
9		2:41.054	1:01.879	41.316	57.859	112.7	9		3:25.531	1:41.987	43.719	59.825	118.1	17:49:46.138
10		2:13.103	36.794	39.659	56.650	234.7	10		2:19.311	37.916	41.899	59.496	222.2	17:52:05.449
11		2:12.957	36.457	39.503	56.997	237.8	11		2:19.336	38.157	41.724	59.455	224.0	17:54:24.785
12		2:12.888	36.552	39.626	56.710	237.3	12		2:19.020	37.642	41.599	59.779	223.6	17:56:43.805
13		2:12.084	36.057	39.519	56.508	237.3	13		2:18.365	37.803	41.618	58.944	224.0	17:59:02.170
14		2:11.910	36.185	39.749	55.976	237.3	14		2:18.016	37.860	41.577	58.579	223.6	18:01:20.186
15			36.075	39.691		236.8	15		2:50.248 P	41.973	47.291	1:20.984	223.1	18:04:10.434

13							26							
AM							AM							
Lap	D	Time	Sector 1	Sector 2	Sector 3	T. Spd	Lap	D	Time	Sector 1	Sector 2	Sector 3	T. Spd	Elapsed
1 Jaume Font Porsche 991 Cup MY 2018							1 Albert Estragues Transam Euro 2018							
2 Baporo Motorsport							2 NM Racing Team							
1		17:26:52.296 P			17:26:52.296		1		17:23:45.648	17:21:58.284	47.057	1:00.307	108.0	17:23:45.648
2		2:45.070	1:05.078	42.426	57.566	65.7	2		2:16.588	37.863	40.753	57.972	235.2	17:26:02.236
3		2:15.910	37.213	41.195	57.502	229.7	3		2:14.696	37.125	39.980	57.591	234.2	17:28:16.932
4		2:14.622	37.025	40.367	57.230	231.2	4		2:19.751	40.718	40.641	58.392	166.1	17:30:36.683
5		2:14.388	36.423	40.318	57.647	229.7	5		2:16.383	37.932	40.481	57.970	236.8	17:32:53.066
6		2:14.030	36.758	40.477	56.795	231.7	6		2:34.940 P	40.787	43.732	1:10.421	179.4	17:35:28.006
7		4:28.895 P	36.810	40.693	3:11.392	220.8	7		8:55.719	7:11.702	43.195	1:00.822	106.5	17:44:23.725
8		2:35.785	58.189	40.480	57.116	137.0	8		2:15.376	37.374	40.066	57.936	231.2	17:46:39.101
9		2:13.198	36.439	40.303	56.456	230.7	9		2:14.105	36.978	39.684	57.443	236.3	17:48:53.206
10		2:13.580	36.420	40.325	56.835	230.7	10		2:13.480	36.789	39.665	57.026	235.8	17:51:06.686
11		2:15.102	38.107	40.422	56.573	231.2	11		2:13.539	36.715	39.841	56.983	236.3	17:53:20.225
12		2:14.453	36.551	40.365	57.537	231.7	12		2:32.185 P	37.089	44.699	1:10.397	235.8	17:55:52.410
13		2:13.974	36.618	40.485	56.871	231.7	13		3:40.200	1:58.638	40.807	1:00.755	127.6	17:59:32.610
14		2:14.337	36.704	40.160	57.473	232.2	14		2:13.945	36.852	40.087	57.006	236.3	18:01:46.555
15		2:14.886	36.422	40.572	57.892	232.2	15		2:41.809 P	41.558	47.092	1:13.159	167.7	18:04:28.364
16			40.551	40.698		211.7								

15							77							
PROAM							PROAM							
Lap	D	Time	Sector 1	Sector 2	Sector 3	T. Spd	Lap	D	Time	Sector 1	Sector 2	Sector 3	T. Spd	Elapsed
1 Alberto de Martin Mercedes AMG GT4 HP 2019							1 Robert Hefler Aston Martin Vantage							
2 Rafael Villanueva NM Racing Team							2 Philippe Valenza Team Virage							
1		17:23:42.253	17:21:59.366	43.161	59.726	133.0	1		17:24:09.698	17:21:40.037	1:07.494	1:22.167	81.6	17:24:09.698
2		2:16.859	38.143	40.786	57.930	240.5	2		3:19.346 P	54.492	56.736	1:28.118	145.9	17:27:29.044
3		2:16.902	37.439	40.428	59.035	240.0	3		4:56.117	2:29.051	1:02.474	1:24.592	81.2	17:32:25.161
4		2:16.177	37.359	40.774	58.044	239.4	4		3:08.382	54.243	55.741	1:18.398	160.4	17:35:33.543
5		2:20.137	37.158	43.556	59.423	241.0	5		3:19.220 P	52.202	57.164	1:29.854	147.3	17:38:52.763
6		2:15.827	37.027	40.694	58.106	240.0	6		16:56.134 P	14:37.091	56.017	1:23.026	81.6	17:55:48.897
7		2:15.719	37.447	40.093	58.179	242.1								
8		2:35.826 P	37.448	41.621	1:16.757	241.6								
9		6:56.255	5:11.373	45.680	59.202	131.2								
10		2:15.643	37.800	40.378	57.465	238.9								
11		2:13.124	36.667	39.903	56.554	239.4								
12		2:17.961	36.942	39.684	1:01.335	241.6								
13		2:13.843	37.387	39.811	56.645	241.0								
14		2:13.028	36.787	39.731	56.510	240.5								
15		2:14.251	36.847	40.186	57.218	241.0								
16		3:03.240 P	47.594	48.981	1:26.665	219.5								





Paul Ricard
GT Cup Open Europe
Free Practice - 1
Lap Analysis

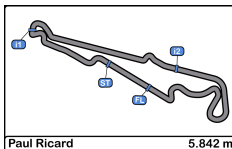


99 1 Antonio Coimbra Mercedes AMG GT4 HP 2019

AM 2 Luis Silva Sports and You

Lap	D	Time	Sector 1	Sector 2	Sector 3	T. Spd	Elapsed
1		17:23:29.434	17:21:44.318	45.262	59.854	120.6	17:23:29.434
2		2:16.322	37.772	41.089	57.461	225.4	17:25:45.756
3		2:15.480	37.179	40.933	57.368	225.0	17:28:01.236
4		2:15.212	36.840	41.118	57.254	225.4	17:30:16.448
5		2:19.975	40.774	41.213	57.988	225.4	17:32:36.423
6		2:15.730	37.395	40.991	57.344	225.4	17:34:52.153
7		2:15.215	36.759	41.168	57.288	226.4	17:37:07.368
8		4:37.548 P	36.793	41.212	3:19.543	226.8	17:41:44.916
9		2:47.058	58.647	46.308	1:02.103	113.6	17:44:31.974
10		2:23.172	39.245	43.079	1:00.848	225.4	17:46:55.146
11		2:20.027	37.949	42.609	59.469	226.4	17:49:15.173
12		2:19.851	37.770	41.947	1:00.134	226.4	17:51:35.024
13		2:18.635	38.125	41.749	58.761	224.5	17:53:53.659
14		2:17.044	37.286	41.568	58.190	226.4	17:56:10.703
15		2:16.872	37.018	41.099	58.755	226.4	17:58:27.575
16		2:16.015	36.986	41.272	57.757	226.8	18:00:43.590
17			44.118	47.959		219.9	



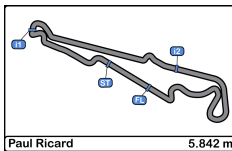


Paul Ricard
 GT Cup Open Europe
 Free Practice - 1
Best Sectors Results



Sector - 1				Sector - 2				Sector - 3				Ideal Lap vs Best Lap				
Clas	Nº	Driver	Time	Nº	Driver	Time	Nº	Driver	Time	Clas	Nº	Driver	Ideal Lap	Best Lap	Clas	
1	10	Díaz-Varela - Cerqueda	36.057	10	Díaz-Varela - Cerqueda	39.503	10	Díaz-Varela - Cerqueda	55.976	1	10	Díaz-Varela - Cerqueda	2:11.536	2:11.910	1	
2	13	Jaume Font	36.420	26	Albert Estragues	39.665	13	Jaume Font	56.456	2	15	de Martin - Villanueva	2:12.861	2:13.028	2	
3	15	de Martin - Villanueva	36.667	15	de Martin - Villanueva	39.684	15	de Martin - Villanueva	56.510	3	13	Jaume Font	2:13.036	2:13.198	3	
4	26	Albert Estragues	36.715	13	Jaume Font	40.160	26	Albert Estragues	56.983	4	26	Albert Estragues	2:13.363	2:13.480	4	
5	99	Coimbra - Silva	36.759	99	Coimbra - Silva	40.933	99	Coimbra - Silva	57.254	5	99	Coimbra - Silva	2:14.946	2:15.212	5	
6	19	Gillion - Verdonck	37.642	19	Gillion - Verdonck	41.577	19	Gillion - Verdonck	58.579	6	19	Gillion - Verdonck	2:17.798	2:18.016	6	
7	77	Hefler - Valenza	52.202	77	Hefler - Valenza	55.741	77	Hefler - Valenza	1:18.398	7	77	Hefler - Valenza	3:06.341	3:08.382	7	



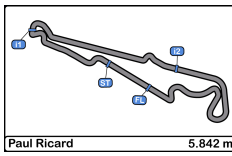


Paul Ricard
GT Cup Open Europe
Free Practice - 1
Best 5 Lap Times



Cl	N°	Entrant/Team	Nat	Driver 1	Nat	Status	Driver 2	Nat	Status	Vehicle	Cat	Cl	Best 1		Best 2		Best 3		Best 4		Best 5	
													Time	Lap	Time	Lap	Time	Lap	Time	Lap	Time	Lap
1	10	Baporo Motorsport	ESP	Daniel Díaz-Varela	ESP		Manel Cerqueda	AND		Audi R8 LMS	AM	1	2:11.910	14	2:12.084	13	2:12.880	7	2:12.888	12	2:12.957	11
2	15	NM Racing Team	ESP	Alberto de Martin	ESP		Rafael Villanueva	ESP		Mercedes AMG GT4 HP 2019	PROAM	1	2:13.028	14	2:13.124	11	2:13.843	13	2:14.251	15	2:15.643	10
3	13	Baporo Motorsport	ESP	Jaume Font	ESP					Porsche 991 Cup MY 2018	AM	2	2:13.198	9	2:13.580	10	2:13.974	13	2:14.030	6	2:14.337	14
4	26	NM Racing Team	ESP	Albert Estragues	ESP					Transam Euro 2018	AM	3	2:13.480	10	2:13.539	11	2:13.945	14	2:14.105	9	2:14.696	3
5	99	Sports and You	PRT	Antonio Coimbra	PRT		Luis Silva	PRT		Mercedes AMG GT4 HP 2019	AM	4	2:15.212	4	2:15.215	7	2:15.480	3	2:15.730	6	2:16.015	16
6	19	PROsport Racing	BEL	Rodrigue Gillion	BEL		Nico Verdonck	BEL		Aston Martin Vantage	PROAM	2	2:18.016	14	2:18.365	13	2:19.020	12	2:19.311	10	2:19.336	11
7	77	Team Virage	POL	Robert Hefler	HUN		Philippe Valenza	ESP		Aston Martin Vantage	PROAM	3	3:08.382	4	3:19.220	5	3:19.346	2	4:56.117	3	16:56.13	6



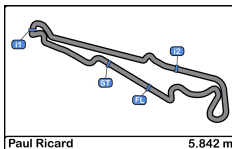


Paul Ricard
GT Cup Open Europe
Free Practice - 1
Best 5 Top Speeds



Cl	N°	Entrant/Team	Nat	Driver 1	Nat	Driver 2	Nat	Vehicle	Cat	Cl	Top 1		Top 2		Top 3		Top 4		Top 5		Avg
											Km/h	Lap	Km/h	Lap	Km/h	Lap	Km/h	Lap	Km/h	Lap	
1	15	NM Racing Team	ESP	Alberto de Martin	ESP	Rafael Villanueva	ESP	Mercedes AMG GT4 HP 2019	PROAM	1	242.1	7	241.6	8	241.6	12	241.0	5	241.0	13	241.5
2	10	Baporo Motorsport	ESP	Daniel Díaz-Varela	ESP	Manel Cerqueda	AND	Audi R8 LMS	AM	1	237.8	11	237.3	5	237.3	12	237.3	13	237.3	14	237.4
3	26	NM Racing Team	ESP	Albert Estragues	ESP			Transam Euro 2018	AM	2	236.8	5	236.3	9	236.3	11	236.3	14	235.8	10	236.3
4	13	Baporo Motorsport	ESP	Jaume Font	ESP			Porsche 991 Cup MY 2018	AM	3	232.2	14	232.2	15	231.7	6	231.7	12	231.7	13	231.9
5	99	Sports and You	PRT	Antonio Coimbra	PRT	Luis Silva	PRT	Mercedes AMG GT4 HP 2019	AM	4	226.8	8	226.8	16	226.4	7	226.4	11	226.4	12	226.6
6	19	PROsport Racing	BEL	Rodrigue Gillion	BEL	Nico Verdonck	BEL	Aston Martin Vantage	PROAM	2	224.0	11	224.0	13	223.6	5	223.6	12	223.6	14	223.7
7	77	Team Virage	POL	Robert Hefler	HUN	Philippe Valenza	ESP	Aston Martin Vantage	PROAM	3	160.4	4	147.3	5	145.9	2	81.6	1	81.6	6	123.4



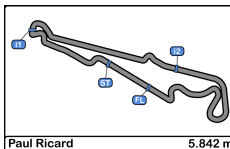


Paul Ricard
GT Cup Open Europe
Free Practice - 1
Fastest Laps Sequence



Lap	Time of Day	Session Time	Nº	Entrant/Team	Nat	Driver 1	Nat	Driver 2	Nat	Vehicle	Cat	Time	Km/h
2	17:25:45.756	5:45.756	99	Sports and You		Antonio Coimbra		Luis Silva		Mercedes AMG GT4 HP 2019	AM	2:16.322	153.7
3	17:28:01.236	8:01.236	99	Sports and You		Antonio Coimbra		Luis Silva		Mercedes AMG GT4 HP 2019	AM	2:15.480	154.7
3	17:28:16.932	8:16.932	26	NM Racing Team		Albert Estragues				Transam Euro 2018	AM	2:14.696	155.6
4	17:32:08.844	12:08.844	10	Baporo Motorsport		Daniel Díaz-Varela		Manel Cerqueda		Audi R8 LMS	AM	2:14.527	155.7
5	17:36:22.286	16:22.286	13	Baporo Motorsport		Jaume Font				Porsche 991 Cup MY 2018	AM	2:14.388	155.9
6	17:36:37.397	16:37.397	10	Baporo Motorsport		Daniel Díaz-Varela		Manel Cerqueda		Audi R8 LMS	AM	2:13.904	156.5
7	17:38:50.277	18:50.277	10	Baporo Motorsport		Daniel Díaz-Varela		Manel Cerqueda		Audi R8 LMS	AM	2:12.880	157.7
13	17:56:08.198	36:08.198	10	Baporo Motorsport		Daniel Díaz-Varela		Manel Cerqueda		Audi R8 LMS	AM	2:12.084	158.6
14	17:58:20.108	38:20.108	10	Baporo Motorsport		Daniel Díaz-Varela		Manel Cerqueda		Audi R8 LMS	AM	2:11.910	158.8



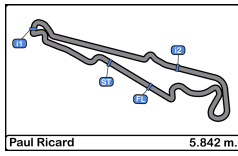


Paul Ricard
GT Cup Open Europe
Free Practice - 1
Event Best Maximum Speed



Nº	Entrant/Team	Nat	Driver 1	Nat	Driver 2	Nat	Vehicle	Cat	Km/h	Session
15	NM Racing Team	ESP	Alberto de Martin	ESP	Rafael Villanueva	ESP	Mercedes AMG GT4 HP 2019	PROAM	244.3	Private test
10	Baporo Motorsport	ESP	Daniel Díaz-Varela	ESP	Manel Cerqueda	AND	Audi R8 LMS	AM	239.4	Private test
26	NM Racing Team	ESP	Albert Estragues	ESP			Transam Euro 2018	AM	237.3	Private test
22	PZ Oberer Zürichsee by TFT	CHE	Niki Leutwiler	CHE	Bas Schouten	NLD	Porsche 911 Cup MY 2018	PROAM	233.2	Private test
13	Baporo Motorsport	ESP	Jaume Font	ESP			Porsche 991 Cup MY 2018	AM	232.7	Private test
99	Sports and You	PRT	Antonio Coimbra	PRT	Luis Silva	PRT	Mercedes AMG GT4 HP 2019	AM	226.8	Private test
19	PROsport Racing	DEU	Rodrigue Gillion	BEL	Nico Verdonck	BEL	Aston Martin Vantage	PROAM	225.4	Private test
77	Team Virage	POL	Robert Hefler	HUN	Philippe Valenza	ESP	Aston Martin Vantage	PROAM	160.4	Free Practice - 1





Paul Ricard
GT Cup Open Europe
Free Practice - 1
Pit Stop Analysis



10

Daniel Díaz-Varela AM Baporo Motorsport
 Manel Cerqueda Audi R8 LMS

Nr.	In Day Time	In Time	Out Time	Pit Time	T. Pit Time	Handicap	Penalty
1	17:41:05.997	17:41:05.997	17:44:57.471	3:51.474	3:51.474		

13

Jaume Font AM Baporo Motorsport
 Porsche 991 Cup MY 2018

Nr.	In Day Time	In Time	Out Time	Pit Time	T. Pit Time	Handicap	Penalty
1	17:40:50.084	17:40:50.084	17:43:26.873	2:36.789	2:36.789		

15

Alberto de Martin PROAM NM Racing Team
 Rafael Villanueva Mercedes AMG GT4 HP 2019

Nr.	In Day Time	In Time	Out Time	Pit Time	T. Pit Time	Handicap	Penalty
1	17:39:46.700	17:39:46.700	17:44:29.673	4:42.973	4:42.973		

19

Rodrigue Gillion PROAM PROsport Racing
 Nico Verdonck Aston Martin Vantage

Nr.	In Day Time	In Time	Out Time	Pit Time	T. Pit Time	Handicap	Penalty
1	17:46:12.118	17:46:12.118	17:47:21.147	1:09.029	1:09.029		

26

Albert Estragues AM NM Racing Team
 Transam Euro 2018

Nr.	In Day Time	In Time	Out Time	Pit Time	T. Pit Time	Handicap	Penalty
1	17:35:18.845	17:35:18.845	17:41:55.541	6:36.696	6:36.696		
2	17:55:43.653	17:55:43.653	17:57:13.373	1:29.720	8:06.416		

77

Robert Hefler PROAM Team Virage
 Philippe Valenza Aston Martin Vantage

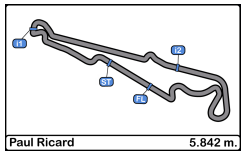
Nr.	In Day Time	In Time	Out Time	Pit Time	T. Pit Time	Handicap	Penalty
1	17:27:19.604	17:27:19.604	17:29:07.757	1:48.153	1:48.153		
2	17:38:42.287	17:38:42.287	17:52:39.904	13:57.617	15:45.770		

99

Antonio Coimbra AM Sports and You
 Luis Silva Mercedes AMG GT4 HP 2019

Nr.	In Day Time	In Time	Out Time	Pit Time	T. Pit Time	Handicap	Penalty
1	17:39:24.089	17:39:24.089	17:42:01.517	2:37.428	2:37.428		





Paul Ricard
GT Cup Open Europe
Free Practice - 1
Weather Report



Air Temperature

Sin datos disponibles

Track Temperature

Sin datos disponibles

Humidity

Sin datos disponibles

Pressure

Sin datos disponibles

Wind Speed

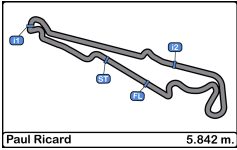
Sin datos disponibles

Wind direction

North = 0°/360° Est = 90° South = 180° West= 270°

Sin datos disponibles





Paul Ricard
GT Cup Open Europe
Free Practice - 2
Provisional Results



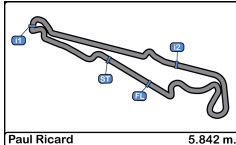
Cls	Nº	Entrant/Team	Nat	Driver 1	Nat	Driver 2	Nat	Vehicle	Cat	Cls	Laps	Best	Time	Gap	Interval	Km/h
1	51	Ombra Racing	ITA	Aldo Festante	ITA			Porsche 911 GT3 Cup 2018	PROAM	1	18	15	2:10.600			160.4
2	10	Baporo Motorsport	ESP	Daniel Díaz-Varela	ESP	Manel Cerqueda	AND	Audi R8 LMS	AM	1	17	13	2:10.682	0.082	0.082	160.3
3	15	NM Racing Team	ESP	Alberto de Martin	ESP	Rafael Villanueva	ESP	Mercedes AMG GT4 HP 2019	PROAM	2	21	8	2:10.866	0.266	0.184	160.1
4	77	Team Virage	POL	Robert Hefler	HUN	Philippe Valenza	ESP	Aston Martin Vantage	PROAM	3	14	8	2:11.354	0.754	0.488	159.5
5	22	PZ Oberer Zürichsee by TFT	CHE	Niki Leutwiler	CHE	Bas Schouten	NLD	Porsche 911 Cup MY 2018	PROAM	4	20	19	2:11.515	0.915	0.161	159.3
6	99	Sports and You	PRT	Antonio Coimbra	PRT	Luis Silva	PRT	Mercedes AMG GT4 HP 2019	AM	2	18	9	2:12.020	1.420	0.505	158.7
7	13	Baporo Motorsport	ESP	Jaume Font	ESP			Porsche 991 Cup MY 2018	AM	3	19	15	2:12.026	1.426	0.006	158.7
8	19	PROsport Racing	DEU	Rodrigue Gillion	BEL	Nico Verdonck	BEL	Aston Martin Vantage	PROAM	5	17	4	2:12.898	2.298	0.872	157.7
9	26	NM Racing Team	ESP	Albert Estragues	ESP			Transam Euro 2018	AM	4	10	8	2:13.257	2.657	0.359	157.2
10	67	GDL Racing	SMR	Mario Cordoni	ITA			Porsche 911 GT3 Cup 2018	AM	5	21	9	2:13.610	3.010	0.353	156.8
11	66	GDL Racing	SMR	Roberto Rayneri	ITA			Porsche 911 GT3 Cup 2018	AM	6	17	15	2:15.571	4.971	1.961	154.5

Published at:.....

Track Temp: 37.4 °C Air Temp: 28.6 °C Humidity: 34 % Track Status: DRY

Stewards:	Race Director:	Timekeeper: 
------------------	-----------------------	----------------------------------------------------------------------------------------------------------





Paul Ricard
GT Cup Open Europe
Free Practice - 2
Provisional Results by Class



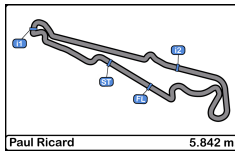
Cls	Nº	Entrant/Team	Nat	Driver 1	Nat	Driver 2	Nat	Vehicle	Cat	Cls	Laps	Best	Time	Gap	Interval	Km/h
PROAM																
1	51	Ombra Racing	ITA	Aldo Festante	ITA			Porsche 911 GT3 Cup 2018	PROAM	1	18	15	2:10.600			160.4
2	15	NM Racing Team	ESP	Alberto de Martin	ESP	Rafael Villanueva	ESP	Mercedes AMG GT4 HP 2019	PROAM	2	21	8	2:10.866	0.266	0.266	160.1
3	77	Team Virage	HUN	Robert Hefler	HUN	Philippe Valenza	ESP	Aston Martin Vantage	PROAM	3	14	8	2:11.354	0.754	0.488	159.5
4	22	PZ Oberer Zürichsee by TFT	CHE	Niki Leutwiler	CHE	Bas Schouten	NLD	Porsche 911 Cup MY 2018	PROAM	4	20	19	2:11.515	0.915	0.161	159.3
5	19	PROsport Racing	BEL	Rodrigue Gillion	BEL	Nico Verdonck	BEL	Aston Martin Vantage	PROAM	5	17	4	2:12.898	2.298	1.383	157.7
AM																
1	10	Baporo Motorsport	ESP	Daniel Díaz-Varela	ESP	Manel Cerqueda	AND	Audi R8 LMS	AM	1	17	13	2:10.682			160.3
2	99	Sports and You	PRT	Antonio Coimbra	PRT	Luis Silva	PRT	Mercedes AMG GT4 HP 2019	AM	2	18	9	2:12.020	1.338	1.338	158.7
3	13	Baporo Motorsport	ESP	Jaume Font	ESP			Porsche 991 Cup MY 2018	AM	3	19	15	2:12.026	1.344	0.006	158.7
4	26	NM Racing Team	ESP	Albert Estragues	ESP			Transam Euro 2018	AM	4	10	8	2:13.257	2.575	1.231	157.2
5	67	GDL Racing	SMR	Mario Cordoni	ITA			Porsche 911 GT3 Cup 2018	AM	5	21	9	2:13.610	2.928	0.353	156.8
6	66	GDL Racing	SMR	Roberto Rayneri	ITA			Porsche 911 GT3 Cup 2018	AM	6	17	15	2:15.571	4.889	1.961	154.5

Published at:.....

Track Temp: 37.4 °C Air Temp: 28.6 °C Humidity: 34 % Track Status: DRY

Stewards:	Race Director:	Timekeeper:
------------------	-----------------------	--------------------





Paul Ricard
GT Cup Open Europe
Free Practice - 2
Lap Analysis



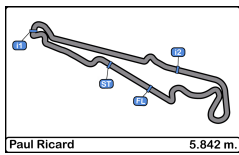
10	1 Daniel Díaz-Varela Audi R8 LMS	15	1 Alberto de Martin Mercedes AMG GT4 HP 2019
AM	2 Manel Cerqueda Baporo Motorsport	PROAM	2 Rafael Villanueva NM Racing Team

Lap	D	Time	Sector 1	Sector 2	Sector 3	T. Spd	Elapsed	Lap	D	Time	Sector 1	Sector 2	Sector 3	T. Spd	Elapsed
1		9:40:27.487	9:38:24.384	55.343	1:07.760	80.8	9:40:27.487	1		9:40:04.485	9:38:04.246	54.242	1:05.997	81.5	9:40:04.485
2		2:27.058	39.035	41.971	1:06.052	235.2	9:42:54.545	2		2:39.254	45.200	50.274	1:03.780	197.4	9:42:43.739
3		2:12.735	36.512	39.682	56.541	236.8	9:45:07.280	3		2:13.026	36.337	40.034	56.655	241.0	9:44:56.765
4		2:11.901	35.807	39.549	56.545	237.8	9:47:19.181	4		2:11.280	35.768	39.517	55.995	242.1	9:47:08.045
5		2:11.849	36.107	39.337	56.405	237.3	9:49:31.030	5		2:11.008	35.515	39.460	56.033	242.6	9:49:19.053
6		5:07.517 P	36.147	39.385	3:51.985	237.8	9:54:38.547	6		2:11.407	35.496	39.482	56.429	242.1	9:51:30.460
7		2:33.737	56.509	40.633	56.595	138.4	9:57:12.284	7		2:41.434	43.211	49.286	1:08.937	199.2	9:54:11.894
8		2:11.456	35.760	39.524	56.172	237.3	9:59:23.740	8		2:10.866	35.697	39.190	55.979	242.6	9:56:22.760
9		5:05.008 P	35.672	39.268	3:50.068	237.8	10:04:28.748	9		2:34.091	35.943	46.467	1:11.681	243.2	9:58:56.851
10		2:42.307	58.653	44.359	59.295	127.6	10:07:11.055	10		2:33.393 P	36.382	41.991	1:15.020	243.7	10:01:30.244
11		2:11.715	36.102	39.664	55.949	237.3	10:09:22.770	11		5:09.865	3:30.957	41.686	57.222	123.7	10:06:40.109
12		2:18.961	35.594	41.955	1:01.412	238.9	10:11:41.731	12		2:13.699	37.248	39.656	56.795	242.1	10:08:53.808
13		2:10.682	35.950	39.313	55.419	238.9	10:13:52.413	13		2:14.050	36.691	40.142	57.217	241.6	10:11:07.858
14		3:36.746 P	36.014	43.480	2:17.252	240.0	10:17:29.159	14		2:14.345	36.916	39.932	57.497	242.1	10:13:22.203
15		2:39.085	56.869	43.124	59.092	104.6	10:20:08.244	15		2:16.015	36.539	39.694	59.782	242.6	10:15:38.218
16		2:10.787	35.756	39.048	55.983	239.4	10:22:19.031	16		2:13.785	37.048	39.912	56.825	242.6	10:17:52.003
17		2:11.301	35.585	39.144	56.572	240.0	10:24:30.332	17		2:24.576	41.017	43.688	59.871	243.7	10:20:16.579
18			37.528	40.474		231.7		18		2:13.991	36.849	39.756	57.386	242.1	10:22:30.570

13	1 Jaume Font Porsche 991 Cup MY 2018	19	1 Rodrigue Gillon Aston Martin Vantage
AM	2 Baporo Motorsport	PROAM	2 Nico Verdonck PROsport Racing

Lap	D	Time	Sector 1	Sector 2	Sector 3	T. Spd	Elapsed	Lap	D	Time	Sector 1	Sector 2	Sector 3	T. Spd	Elapsed
1		9:39:18.304	9:37:30.558	46.799	1:00.947	121.8	9:39:18.304	1		9:38:57.868 P	9:37:02.690	46.286	1:08.892	132.1	9:38:57.868
2		2:16.449	37.955	41.093	57.401	229.7	9:41:34.753	2		7:12.471	5:31.471	42.812	58.188	119.0	9:46:10.339
3		2:14.497	37.535	40.392	56.570	230.7	9:43:49.250	3		2:13.986	36.858	40.597	56.531	224.0	9:48:24.325
4		2:13.519	36.535	40.379	56.605	231.7	9:46:02.769	4		2:12.898	36.240	40.538	56.120	224.0	9:50:37.223
5		7:10.600 P	36.779	40.456	5:53.365	232.2	9:53:13.369	5		2:20.582 P	36.741	40.782	1:03.059	225.0	9:52:57.805
6		2:37.128	56.083	43.449	57.596	128.1	9:55:50.497	6		4:35.958	2:53.630	42.457	59.871	123.2	9:57:33.763
7		2:13.862	36.245	40.713	56.904	233.2	9:58:04.359	7		2:19.468	38.127	42.392	58.949	224.0	9:59:53.231
8		2:13.331	36.809	40.276	56.246	232.2	10:00:17.690	8		2:18.460	37.663	41.698	59.099	225.0	10:02:11.691
9		2:13.609	36.532	40.298	56.779	232.2	10:02:31.299	9		2:17.486	37.415	41.559	58.512	224.0	10:04:29.177
10		3:42.136 P	39.076	43.311	2:19.749	232.2	10:06:13.435	10		2:23.730 P	37.780	42.011	1:03.939	224.5	10:06:52.907
11		2:43.979	58.174	45.757	1:00.048	127.9	10:08:57.414	11		6:11.395	4:28.739	43.083	59.573	130.7	10:13:04.302
12		2:13.706	37.121	40.209	56.376	231.7	10:11:11.120	12		2:20.844	37.737	42.541	1:00.566	224.0	10:15:25.146
13		2:12.424	36.178	39.901	56.345	232.7	10:13:23.544	13		2:18.420	37.700	41.584	59.136	224.5	10:17:43.566
14		2:12.526	36.032	39.982	56.512	233.2	10:15:36.070	14		2:18.294	37.194	42.443	58.657	225.0	10:20:01.860
15		2:12.026	35.784	40.369	55.873	232.7	10:17:48.096	15		2:18.504	37.757	41.758	58.989	224.5	10:22:20.364
16		2:12.110	35.768	39.997	56.345	233.7	10:20:00.206	16		2:18.911	37.650	42.169	59.092	225.9	10:24:39.275
17		2:27.263	44.880	42.878	59.505	232.7	10:22:27.469	17		2:23.539 P	37.839	41.783	1:03.917	224.5	10:27:02.814
18		2:12.979	36.826	40.010	56.143	233.2	10:24:40.448								
19		2:12.099	35.916	39.995	56.188	234.7	10:26:52.547								
20		48.596	56.447		177.6										



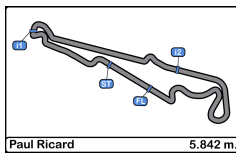


Paul Ricard
GT Cup Open Europe
Free Practice - 2
Lap Analysis



22							66								
1 Niki Leutwiler			Porsche 911 Cup MY 2018				1 Roberto Rayneri			Porsche 911 GT3 Cup 2018					
PROAM			2 Bas Schouten				AM			2 GDL Racing					
Lap	D	Time	Sector 1	Sector 2	Sector 3	T. Spd	Elapsed	Lap	D	Time	Sector 1	Sector 2	Sector 3	T. Spd	Elapsed
1		9:38:59.939	9:37:13.207	45.989	1:00.743	102.5	9:38:59.939	1		9:39:58.516			9:39:58.516		9:39:58.516
2		2:16.474	38.426	41.255	56.793	232.2	9:41:16.413	2		2:31.578			9:42:30.094		9:42:30.094
3		2:12.949	36.707	40.083	56.159	233.2	9:43:29.362	3		6:53.910			9:49:24.004		9:49:24.004
4		2:11.949	36.230	39.949	55.770	232.7	9:45:41.311	4		2:18.561			9:51:42.565		9:51:42.565
5		2:11.534	35.918	39.786	55.830	234.7	9:47:52.845	5		2:19.144			9:54:01.709		9:54:01.709
6		2:18.790 P	36.160	39.901	1:02.729	234.7	9:50:11.635	6		2:18.363			9:56:20.072		9:56:20.072
7		5:08.593	3:32.476	39.928	56.189	138.1	9:55:20.228	7		2:17.800			9:58:37.872		9:58:37.872
8		2:11.884	35.911	39.648	56.325	233.2	9:57:32.112	8		4:33.883			10:03:11.755		10:03:11.755
9		2:12.025	35.931	40.087	56.007	234.2	9:59:44.137	9		7:38.073			10:10:49.828		10:10:49.828
10		2:19.057 P	36.379	39.953	1:02.725	234.2	10:02:03.194	10		2:15.811			10:13:05.639		10:13:05.639
11		4:18.811	2:41.365	40.216	57.230	114.6	10:06:22.005	11		2:18.456			10:15:24.095		10:15:24.095
12		2:13.509	36.803	39.856	56.850	235.8	10:08:35.514	12		2:16.326			10:17:40.421		10:17:40.421
13		2:13.055	36.343	40.077	56.635	234.7	10:10:48.569	13		2:15.601			10:19:56.022		10:19:56.022
14		2:13.646	36.295	40.217	57.134	235.2	10:13:02.215	14		2:16.442			10:22:12.464		10:22:12.464
15		2:19.839 P	35.976	40.678	1:03.185	234.7	10:15:22.054	15		2:15.571			10:24:28.035		10:24:28.035
16		5:16.076	3:36.096	42.583	57.397	117.1	10:20:38.130	16		2:16.795			10:26:44.830		10:26:44.830
17		2:13.020	36.597	40.361	56.062	234.2	10:22:51.150	17		2:29.249 P			10:29:14.079		10:29:14.079
18		2:11.779	35.816	39.986	55.977	234.7	10:25:02.929	67							
19		2:11.515	35.969	39.653	55.893	235.2	10:27:14.444	1 Mario Cordoni			Porsche 911 GT3 Cup 2018				
20		2:21.349 P	37.020	40.992	1:03.337	235.2	10:29:35.793	AM			2 GDL Racing				
Lap	D	Time	Sector 1	Sector 2	Sector 3	T. Spd	Elapsed	Lap	D	Time	Sector 1	Sector 2	Sector 3	T. Spd	Elapsed
1		9:39:29.330	9:37:34.919	47.930	1:06.481	111.8	9:39:29.330	1		9:39:29.330	9:37:34.919	47.930	1:06.481	111.8	9:39:29.330
2		2:27.895	41.004	44.638	1:02.253	228.3	9:41:57.225	2		2:27.895	41.004	44.638	1:02.253	228.3	9:41:57.225
3		2:20.412	38.548	42.828	59.036	229.2	9:44:17.637	3		2:20.412	38.548	42.828	59.036	229.2	9:44:17.637
4		2:15.542	37.047	41.161	57.334	230.7	9:46:33.179	4		2:15.542	37.047	41.161	57.334	230.7	9:46:33.179
5		2:14.193	36.268	40.624	57.301	231.7	9:48:47.372	5		2:14.193	36.268	40.624	57.301	231.7	9:48:47.372
6		2:14.906	36.356	40.661	57.889	231.7	9:51:02.278	6		2:14.906	36.356	40.661	57.889	231.7	9:51:02.278
7		2:22.621 P	36.938	40.812	1:04.871	232.7	9:53:24.899	7		2:22.621 P	36.938	40.812	1:04.871	232.7	9:53:24.899
8		4:11.625	2:34.160	40.433	57.032	130.2	9:57:36.524	8		4:11.625	2:34.160	40.433	57.032	130.2	9:57:36.524
9		2:13.610	36.451	40.190	56.969	234.2	9:59:50.134	9		2:13.610	36.451	40.190	56.969	234.2	9:59:50.134
10		2:14.356	36.757	40.627	56.972	234.2	10:02:04.490	10		2:14.356	36.757	40.627	56.972	234.2	10:02:04.490
11		2:14.333	36.577	40.616	57.140	233.2	10:04:18.823	11		2:14.333	36.577	40.616	57.140	233.2	10:04:18.823
12		2:21.347 P	36.423	40.643	1:04.281	233.2	10:06:40.170	12		2:21.347 P	36.423	40.643	1:04.281	233.2	10:06:40.170
13		5:16.696	3:37.078	41.875	57.743	133.3	10:11:56.866	13		5:16.696	3:37.078	41.875	57.743	133.3	10:11:56.866
14		2:49.789	1:09.576	43.067	57.146	232.2	10:14:46.655	14		2:49.789	1:09.576	43.067	57.146	232.2	10:14:46.655
15		2:13.903	36.318	40.456	57.129	232.7	10:17:00.558	15		2:13.903	36.318	40.456	57.129	232.7	10:17:00.558
16		2:13.803	36.148	40.466	57.189	232.7	10:19:14.361	16		2:13.803	36.148	40.466	57.189	232.7	10:19:14.361
17		2:13.721	36.180	40.262	57.279	231.7	10:21:28.082	17		2:13.721	36.180	40.262	57.279	231.7	10:21:28.082
18		2:14.141	36.273	40.397	57.471	232.7	10:23:42.223	18		2:14.141	36.273	40.397	57.471	232.7	10:23:42.223
19		2:14.486	36.426	40.523	57.537	232.7	10:25:56.709	19		2:14.486	36.426	40.523	57.537	232.7	10:25:56.709
20		2:14.570	36.379	40.565	57.626	232.2	10:28:11.279	20		2:14.570	36.379	40.565	57.626	232.2	10:28:11.279
21		2:21.977 P	36.142	41.127	1:04.708	233.2	10:30:33.256	21		2:21.977 P	36.142	41.127	1:04.708	233.2	10:30:33.256





Paul Ricard
GT Cup Open Europe
Free Practice - 2
Lap Analysis



77

1 Robert Hefler Aston Martin Vantage

PROAM 2 Philippe Valenza Team Virage

Lap	D	Time	Sector 1	Sector 2	Sector 3	T. Spd	Elapsed
1		9:40:14.370	9:38:05.238	59.535	1:09.597	107.2	9:40:14.370
2		2:56.974	54.396	54.672	1:07.906	143.0	9:43:11.344
3		2:19.452	38.371	42.413	58.668	239.4	9:45:30.796
4		2:14.110	36.677	40.758	56.675	240.0	9:47:44.906
5		2:12.251	35.972	40.089	56.190	240.5	9:49:57.157
6		2:12.231	36.058	39.916	56.257	238.9	9:52:09.388
7		2:11.743	36.037	39.541	56.165	240.0	9:54:21.131
8		2:11.354	35.802	39.541	56.011	240.0	9:56:32.485
9		2:21.250 P	35.845	39.540	1:05.865	242.1	9:58:53.735
10		4:53.349	3:04.164	44.485	1:04.700	94.1	10:03:47.084
11		2:19.767	39.502	42.064	58.201	238.9	10:06:06.851
12		2:13.574	36.828	40.117	56.629	242.6	10:08:20.425
13		2:13.663	36.726	40.196	56.741	240.0	10:10:34.088
14		2:30.759 P	36.250	39.709	1:14.800	242.1	10:13:04.847

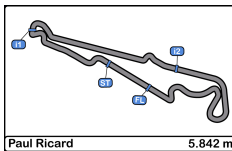
99

1 Antonio Coimbra Mercedes AMG GT4 HP 2019

AM 2 Luis Silva Sports and You

Lap	D	Time	Sector 1	Sector 2	Sector 3	T. Spd	Elapsed
1		9:39:47.763 P			9:39:47.763		9:39:47.763
2		2:40.199	58.029	42.959	59.211	131.3	9:42:27.962
3		2:15.276	37.301	40.760	57.215	241.0	9:44:43.238
4		2:13.674	36.101	40.244	57.329	242.1	9:46:56.912
5		2:13.338	36.305	40.260	56.773	242.1	9:49:10.250
6		2:12.717	36.156	39.713	56.848	242.1	9:51:22.967
7		2:12.347	36.304	39.733	56.310	242.6	9:53:35.314
8		2:12.755	36.225	40.010	56.520	243.2	9:55:48.069
9		2:12.020	36.179	39.797	56.044	242.6	9:58:00.089
10		2:44.395	36.009	39.419	55.967	243.2	10:00:11.484
11		4:52.575 P	36.405	39.867	3:36.303	243.7	10:05:04.059
12		2:37.048	55.830	42.418	58.800	119.7	10:07:41.107
13		2:16.520	36.980	40.920	58.620	242.6	10:09:57.627
14		2:13.979	36.641	40.109	57.229	243.2	10:12:11.606
15		2:13.547	36.365	40.017	57.165	243.2	10:14:25.153
16		2:13.511	36.262	39.866	57.383	243.7	10:16:38.664
17		2:12.548	36.184	39.432	56.932	243.2	10:18:51.212
18		2:12.363	36.124	39.555	56.684	242.6	10:21:03.575
19			36.206	39.716		243.7	



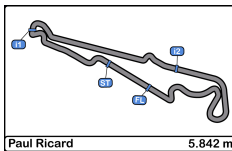


Paul Ricard
GT Cup Open Europe
Free Practice - 2
Best Sectors Results



Sector - 1				Sector - 2				Sector - 3				Ideal Lap vs Best Lap				
Clas	Nº	Driver	Time	Nº	Driver	Time	Nº	Driver	Time	Clas	Nº	Driver	Ideal Lap	Best Lap	Clas	
1	15	de Martin - Villanueva	35.496	10	Díaz-Varela - Cerqueda	39.048	10	Díaz-Varela - Cerqueda	55.419	1	10	Díaz-Varela - Cerqueda	2:10.052	2:10.682	2	
2	51	Aldo Festante	35.567	15	de Martin - Villanueva	39.190	51	Aldo Festante	55.567	2	51	Aldo Festante	2:10.528	2:10.600	1	
3	10	Díaz-Varela - Cerqueda	35.585	51	Aldo Festante	39.394	22	Leutwiler - Schouten	55.770	3	15	de Martin - Villanueva	2:10.665	2:10.866	3	
4	13	Jaume Font	35.768	99	Coimbra - Silva	39.419	13	Jaume Font	55.873	4	22	Leutwiler - Schouten	2:11.234	2:11.515	5	
5	77	Hefler - Valenza	35.802	77	Hefler - Valenza	39.540	99	Coimbra - Silva	55.967	5	77	Hefler - Valenza	2:11.353	2:11.354	4	
6	22	Leutwiler - Schouten	35.816	22	Leutwiler - Schouten	39.648	15	de Martin - Villanueva	55.979	6	99	Coimbra - Silva	2:11.395	2:12.020	6	
7	99	Coimbra - Silva	36.009	26	Albert Estragues	39.768	77	Hefler - Valenza	56.011	7	13	Jaume Font	2:11.542	2:12.026	7	
8	67	Mario Cordoni	36.142	13	Jaume Font	39.901	19	Gillion - Verdonck	56.120	8	26	Albert Estragues	2:12.692	2:13.257	9	
9	26	Albert Estragues	36.165	67	Mario Cordoni	40.190	26	Albert Estragues	56.759	9	19	Gillion - Verdonck	2:12.898	2:12.898	8	
10	19	Gillion - Verdonck	36.240	19	Gillion - Verdonck	40.538	67	Mario Cordoni	56.969	10	67	Mario Cordoni	2:13.301	2:13.610	10	
11	66	Roberto Rayneri	Transpon	66	Roberto Rayneri	Transpon	66	Roberto Rayneri	Transpon	11	66	Roberto Rayneri	Transpon	2:15.571	11	



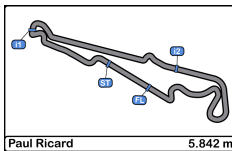


Paul Ricard
GT Cup Open Europe
Free Practice - 2
Best 5 Lap Times



Cl	N°	Entrant/Team	Nat	Driver 1	Nat	Status	Driver 2	Nat	Status	Vehicle	Cat	Cl	Best 1		Best 2		Best 3		Best 4		Best 5	
													Time	Lap	Time	Lap	Time	Lap	Time	Lap	Time	Lap
1	51	Ombra Racing	ITA	Aldo Festante	ITA					Porsche 911 GT3 Cup 2018	PROAM	1	2:10.600	15	2:10.706	17	2:11.181	14	2:12.015	5	2:12.028	11
2	10	Baporo Motorsport	ESP	Daniel Diaz-Varela	ESP		Manel Cerqueda	AND		Audi R8 LMS	AM	1	2:10.682	13	2:10.787	16	2:11.301	17	2:11.456	8	2:11.715	11
3	15	NM Racing Team	ESP	Alberto de Martin	ESP		Rafael Villanueva	ESP		Mercedes AMG GT4 HP 2019	PROAM	2	2:10.866	8	2:11.008	5	2:11.280	4	2:11.407	6	2:13.026	3
4	77	Team Virage	POL	Robert Hefler	HUN		Philippe Valenza	ESP		Aston Martin Vantage	PROAM	3	2:11.354	8	2:11.743	7	2:12.231	6	2:12.251	5	2:13.574	12
5	22	PZ Oberer Zürichsee by TFT	CHE	Niki Leutwiler	CHE		Bas Schouten	NLD		Porsche 911 Cup MY 2018	PROAM	4	2:11.515	19	2:11.534	5	2:11.779	18	2:11.884	8	2:11.949	4
6	99	Sports and You	PRT	Antonio Coimbra	PRT		Luis Silva	PRT		Mercedes AMG GT4 HP 2019	AM	2	2:12.020	9	2:12.347	7	2:12.363	18	2:12.548	17	2:12.717	6
7	13	Baporo Motorsport	ESP	Jaume Font	ESP					Porsche 991 Cup MY 2018	AM	3	2:12.026	15	2:12.099	19	2:12.110	16	2:12.424	13	2:12.526	14
8	19	PROsport Racing	DEU	Rodrigue Gillion	BEL		Nico Verdonck	BEL		Aston Martin Vantage	PROAM	5	2:12.898	4	2:13.986	3	2:17.486	9	2:18.294	14	2:18.420	13
9	26	NM Racing Team	ESP	Albert Estragues	ESP					Transam Euro 2018	AM	4	2:13.257	8	2:14.865	4	2:15.706	3	2:18.283	2	2:19.311	7
10	67	GDL Racing	SMR	Mario Cordoni	ITA					Porsche 911 GT3 Cup 2018	AM	5	2:13.610	9	2:13.721	17	2:13.803	16	2:13.903	15	2:14.141	18
11	66	GDL Racing	SMR	Roberto Rayneri	ITA					Porsche 911 GT3 Cup 2018	AM	6	2:15.571	15	2:15.601	13	2:15.811	10	2:16.326	12	2:16.442	14



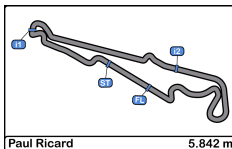


Paul Ricard
GT Cup Open Europe
Free Practice - 2
Best 5 Top Speeds



Cl	Nº	Entrant/Team	Nat	Driver 1	Nat	Driver 2	Nat	Vehicle	Cat	Cl	Top 1		Top 2		Top 3		Top 4		Top 5		
											Km/h	Lap	Km/h	Lap	Km/h	Lap	Km/h	Lap	Km/h	Lap	Km/h
1	15	NM Racing Team	ESP	Alberto de Martin	ESP	Rafael Villanueva	ESP	Mercedes AMG GT4 HP 2019	PROAM	1	244.3	19	243.7	10	243.7	17	243.2	9	243.2	20	243.6
2	99	Sports and You	PRT	Antonio Coimbra	PRT	Luis Silva	PRT	Mercedes AMG GT4 HP 2019	AM	1	243.7	11	243.7	16	243.7	19	243.2	8	243.2	10	243.5
3	77	Team Virage	POL	Robert Hefler	HUN	Philippe Valenza	ESP	Aston Martin Vantage	PROAM	2	242.6	12	242.1	9	242.1	14	240.5	5	240.0	4	241.5
4	10	Baporo Motorsport	ESP	Daniel Díaz-Varela	ESP	Manel Cerqueda	AND	Audi R8 LMS	AM	2	240.0	14	240.0	17	239.4	16	238.9	12	238.9	13	239.4
5	26	NM Racing Team	ESP	Albert Estragues	ESP			Transam Euro 2018	AM	3	239.4	9	238.9	8	236.8	4	235.8	3	232.7	5	236.7
6	22	PZ Oberer Zürichsee by TFT	CHE	Niki Leutwiler	CHE	Bas Schouten	NLD	Porsche 911 Cup MY 2018	PROAM	3	235.8	12	235.2	14	235.2	19	235.2	20	234.7	5	235.2
7	13	Baporo Motorsport	ESP	Jaume Font	ESP			Porsche 991 Cup MY 2018	AM	4	234.7	19	233.7	16	233.2	7	233.2	14	233.2	18	233.6
8	51	Ombra Racing	ITA	Aldo Festante	ITA			Porsche 911 GT3 Cup 2018	PROAM	4	234.7	6	234.7	9	234.7	16	234.7	18	234.2	5	234.6
9	67	GDL Racing	SMR	Mario Cordoni	ITA			Porsche 911 GT3 Cup 2018	AM	5	234.2	9	234.2	10	233.2	11	233.2	12	233.2	21	233.6
10	19	PROsport Racing	DEU	Rodrigue Gillion	BEL	Nico Verdonck	BEL	Aston Martin Vantage	PROAM	5	225.9	16	225.0	5	225.0	8	225.0	14	224.5	10	225.0



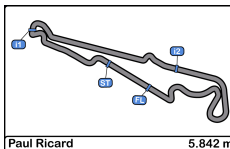


Paul Ricard
GT Cup Open Europe
Free Practice - 2
Fastest Laps Sequence



Lap	Time of Day	Session Time	Nº	Entrant/Team	Nat	Driver 1	Nat	Driver 2	Nat	Vehicle	Cat	Time	Km/h
2	9:41:16.413	5:16.413	22	PZ Oberer Zürichsee by TFT		Niki Leutwiler		Bas Schouten		Porsche 911 Cup MY 2018	PROAM	2:16.474	153.5
2	9:41:34.753	5:34.753	13	Baporo Motorsport		Jaume Font				Porsche 991 Cup MY 2018	AM	2:16.449	153.6
3	9:43:29.362	7:29.362	22	PZ Oberer Zürichsee by TFT		Niki Leutwiler		Bas Schouten		Porsche 911 Cup MY 2018	PROAM	2:12.949	157.6
3	9:45:07.280	9:07.280	10	Baporo Motorsport		Daniel Díaz-Varela		Manel Cerqueda		Audi R8 LMS	AM	2:12.735	157.9
4	9:45:41.311	9:41.311	22	PZ Oberer Zürichsee by TFT		Niki Leutwiler		Bas Schouten		Porsche 911 Cup MY 2018	PROAM	2:11.949	158.8
4	9:47:08.045	11:08.045	15	NM Racing Team		Alberto de Martin		Rafael Villanueva		Mercedes AMG GT4 HP 2019	PROAM	2:11.280	159.6
5	9:49:19.053	13:19.053	15	NM Racing Team		Alberto de Martin		Rafael Villanueva		Mercedes AMG GT4 HP 2019	PROAM	2:11.008	159.9
8	9:56:22.760	20:22.760	15	NM Racing Team		Alberto de Martin		Rafael Villanueva		Mercedes AMG GT4 HP 2019	PROAM	2:10.866	160.1
13	10:13:52.413	37:52.413	10	Baporo Motorsport		Daniel Díaz-Varela		Manel Cerqueda		Audi R8 LMS	AM	2:10.682	160.3
15	10:18:18.309	42:18.309	51	Ombra Racing		Aldo Festante				Porsche 911 GT3 Cup 2018	PROAM	2:10.600	160.4



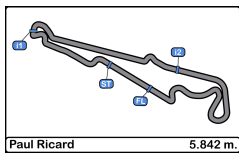


Paul Ricard
GT Cup Open Europe
Free Practice - 2
Event Best Maximum Speed



Nº	Entrant/Team	Nat	Driver 1	Nat	Driver 2	Nat	Vehicle	Cat	Km/h	Session
15	NM Racing Team	ESP	Alberto de Martin	ESP	Rafael Villanueva	ESP	Mercedes AMG GT4 HP 2019	PROAM	244.3	Free Practice - 2
99	Sports and You	PRT	Antonio Coimbra	PRT	Luis Silva	PRT	Mercedes AMG GT4 HP 2019	AM	243.7	Free Practice - 2
77	Team Virage	POL	Robert Hefler	HUN	Philippe Valenza	ESP	Aston Martin Vantage	PROAM	242.6	Free Practice - 2
10	Baporo Motorsport	ESP	Daniel Díaz-Varela	ESP	Manel Cerqueda	AND	Audi R8 LMS	AM	240.0	Free Practice - 2
26	NM Racing Team	ESP	Albert Estragues	ESP			Transam Euro 2018	AM	239.4	Free Practice - 2
22	PZ Oberer Zürichsee by TFT	CHE	Niki Leutwiler	CHE	Bas Schouten	NLD	Porsche 911 Cup MY 2018	PROAM	235.8	Free Practice - 2
51	Ombra Racing	ITA	Aldo Festante	ITA			Porsche 911 GT3 Cup 2018	PROAM	234.7	Free Practice - 2
13	Baporo Motorsport	ESP	Jaume Font	ESP			Porsche 991 Cup MY 2018	AM	234.7	Free Practice - 2
67	GDL Racing	SMR	Mario Cordoni	ITA			Porsche 911 GT3 Cup 2018	AM	234.2	Free Practice - 2
19	PROsport Racing	DEU	Rodrigue Gillion	BEL	Nico Verdonck	BEL	Aston Martin Vantage	PROAM	225.9	Free Practice - 2





Paul Ricard
GT Cup Open Europe
Free Practice - 2
Pit Stop Analysis



10 Daniel Diaz-Varela AM Baporo Motorsport
 Manel Cerqueda Audi R8 LMS

Nr.	In Day Time	In Time	Out Time	Pit Time	T. Pit Time	Handicap	Penalty
1	9:51:46.224	9:51:46.224	9:54:58.749	3:12.525	3:12.525		
2	10:01:35.268	10:01:35.268	10:04:47.823	3:12.555	6:25.080		
3	10:16:12.086	10:16:12.086	10:17:45.847	1:33.761	7:58.841		

13 Jaume Font AM Baporo Motorsport
 Porsche 991 Cup MY 2018

Nr.	In Day Time	In Time	Out Time	Pit Time	T. Pit Time	Handicap	Penalty
1	9:48:17.970	9:48:17.970	9:53:30.547	5:12.577	5:12.577		
2	10:04:49.441	10:04:49.441	10:06:30.729	1:41.288	6:53.865		

15 Alberto de Martin PROAM NM Racing Team
 Rafael Villanueva Mercedes AMG GT4 HP 2019

Nr.	In Day Time	In Time	Out Time	Pit Time	T. Pit Time	Handicap	Penalty
1	10:01:18.150	10:01:18.150	10:04:22.773	3:04.623	3:04.623		

19 Rodrigue Gillion PROAM PROsport Racing
 Nico Verdonck Aston Martin Vantage

Nr.	In Day Time	In Time	Out Time	Pit Time	T. Pit Time	Handicap	Penalty
1	9:38:49.199	9:38:49.199	9:43:52.086	5:02.887	5:02.887		
2	9:52:49.332	9:52:49.332	9:55:12.263	2:22.931	7:25.818		
3	10:06:44.442	10:06:44.442	10:10:42.858	3:58.416	11:24.234		

22 Niki Leutwiler PROAM PZ Oberer Zürichsee by TFT
 Bas Schouten Porsche 911 Cup MY 2018

Nr.	In Day Time	In Time	Out Time	Pit Time	T. Pit Time	Handicap	Penalty
1	9:50:03.050	9:50:03.050	9:53:08.623	3:05.573	3:05.573		
2	10:01:54.667	10:01:54.667	10:04:06.954	2:12.287	5:17.860		
3	10:15:13.252	10:15:13.252	10:18:17.693	3:04.441	8:22.301		

26 Albert Estragues AM NM Racing Team
 Transam Euro 2018

Nr.	In Day Time	In Time	Out Time	Pit Time	T. Pit Time	Handicap	Penalty
1	9:49:10.131	9:49:10.131	10:03:55.330	14:45.199	14:45.199		
2	10:13:35.215	10:13:35.215	10:18:51.451	5:16.236	20:01.435		

51 Aldo Festante PROAM Ombra Racing
 Porsche 911 GT3 Cup 2018

Nr.	In Day Time	In Time	Out Time	Pit Time	T. Pit Time	Handicap	Penalty
1	9:39:24.105	9:39:24.105	9:41:05.433	1:41.328	1:41.328		
2	9:52:15.188	9:52:15.188	9:55:43.521	3:28.333	5:09.661		
3	10:09:40.930	10:09:40.930	10:11:36.764	1:55.834	7:05.495		

67 Mario Cordonni AM GDL Racing
 Porsche 911 GT3 Cup 2018

Nr.	In Day Time	In Time	Out Time	Pit Time	T. Pit Time	Handicap	Penalty
1	9:53:16.054	9:53:16.054	9:55:22.671	2:06.617	2:06.617		
2	10:06:31.329	10:06:31.329	10:09:39.981	3:08.652	5:15.269		

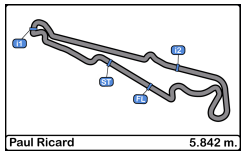
77 Robert Heffler PROAM Team Virage
 Philippe Valenza Aston Martin Vantage

Nr.	In Day Time	In Time	Out Time	Pit Time	T. Pit Time	Handicap	Penalty
1	9:58:45.296	9:58:45.296	10:01:13.344	2:28.048	2:28.048		

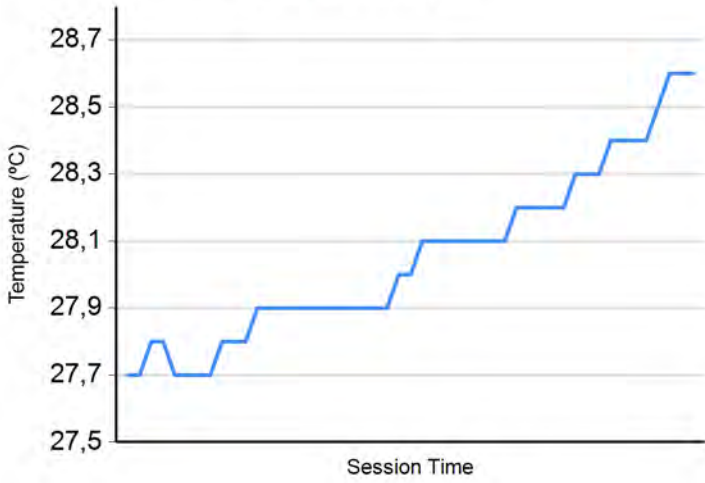
99 Antonio Coimbra AM Sports and You
 Luis Silva Mercedes AMG GT4 HP 2019

Nr.	In Day Time	In Time	Out Time	Pit Time	T. Pit Time	Handicap	Penalty
1	10:02:25.063	10:02:25.063	10:05:20.631	2:55.568	2:55.568		

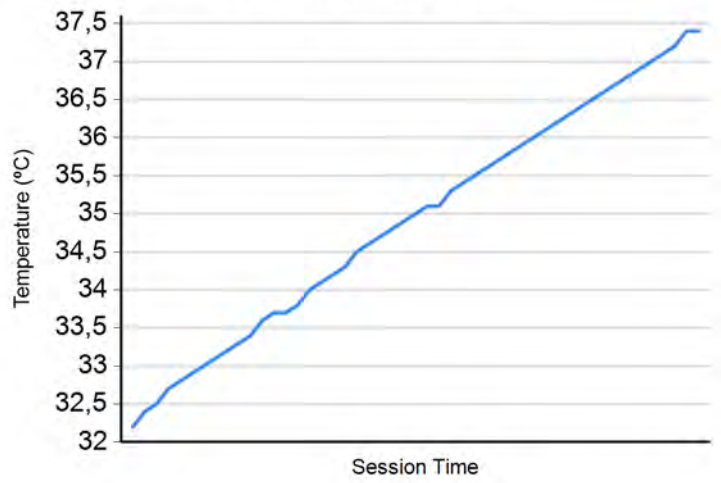




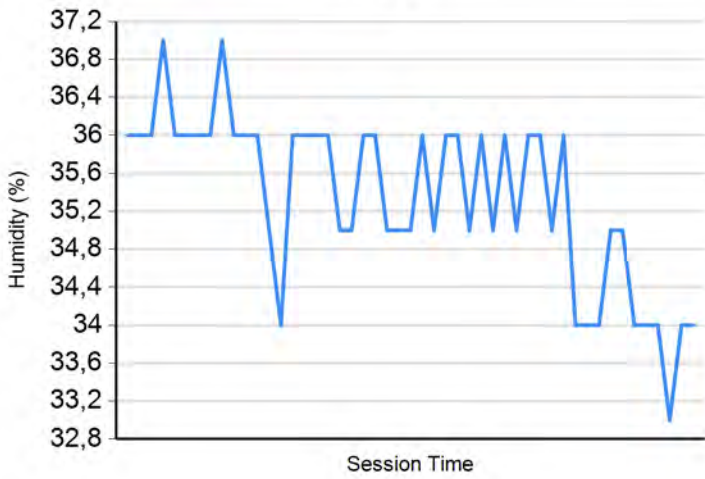
Air Temperature



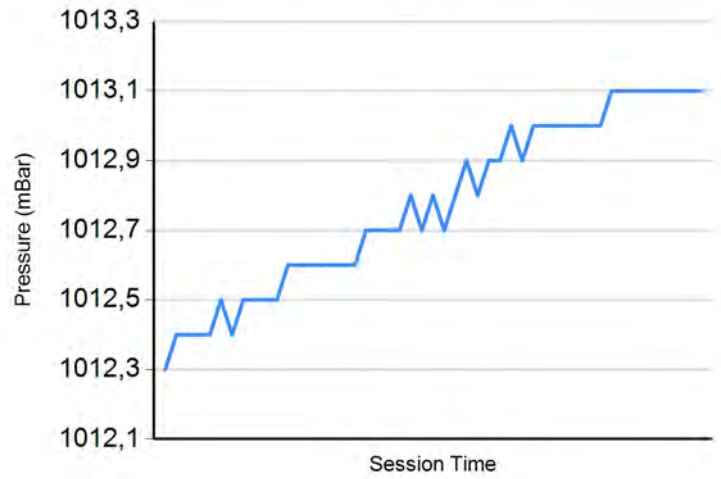
Track Temperature



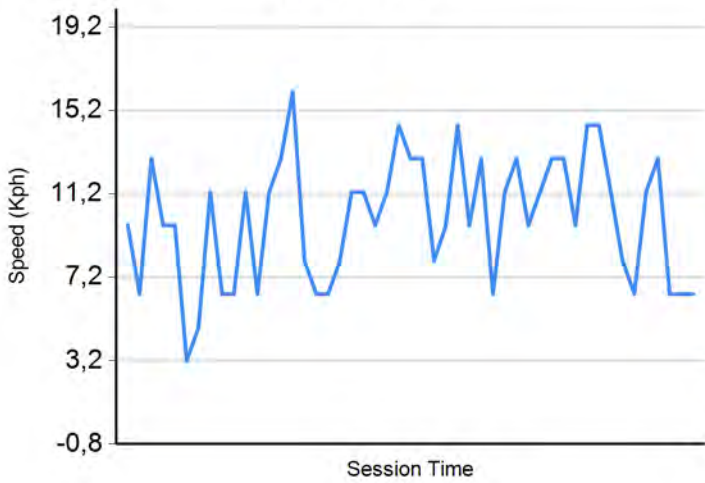
Humidity



Pressure

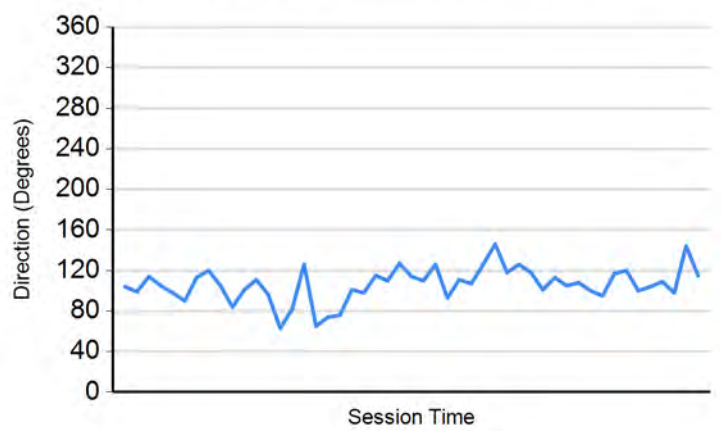


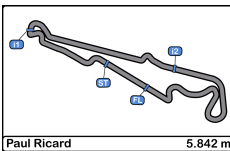
Wind Speed



Wind direction

North = 0°/360° Est = 90° South = 180° West = 270°






Paul Ricard
GT Cup Open Europe
Free Practice 1 - 2
Results

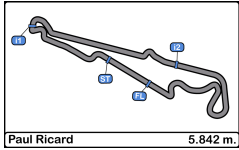


Cls	Nº	Entrant/Team	Nat	Driver 1	Nat	Driver 2	Nat	Vehicle	Cat	Cls	Laps	Free Practice - 1	Free Practice - 2	Best	Gap	Interval	Km/h		
1	51	Ombra Racing	ITA	Aldo Festante	ITA			Porsche 911 GT3 Cup 2018	PROAM	1	18		2:10.600	15	2:10.600			160.4	
2	10	Baporo Motorsport	ESP	Daniel Díaz-Varela	ESP	Manel Cerqueda	AND	Audi R8 LMS	AM	1	31	2:11.910	14	2:10.682	13	2:10.682	0.082	0.082	160.3
3	15	NM Racing Team	ESP	Alberto de Martin	ESP	Rafael Villanueva	ESP	Mercedes AMG GT4 HP 2019	PROAM	2	37	2:13.028	14	2:10.866	8	2:10.866	0.266	0.184	160.1
4	77	Team Virage	POL	Robert Hefler	HUN	Philippe Valenza	ESP	Aston Martin Vantage	PROAM	3	20	3:08.382	4	2:11.354	8	2:11.354	0.754	0.488	159.5
5	22	PZ Oberer Zürichsee by TFT	CHE	Niki Leutwiler	CHE	Bas Schouten	NLD	Porsche 911 Cup MY 2018	PROAM	4	20			2:11.515	19	2:11.515	0.915	0.161	159.3
6	99	Sports and You	PRT	Antonio Coimbra	PRT	Luis Silva	PRT	Mercedes AMG GT4 HP 2019	AM	2	34	2:15.212	4	2:12.020	9	2:12.020	1.420	0.505	158.7
7	13	Baporo Motorsport	ESP	Jaume Font	ESP			Porsche 991 Cup MY 2018	AM	3	34	2:13.198	9	2:12.026	15	2:12.026	1.426	0.006	158.7
8	19	PROsport Racing	DEU	Rodrigue Gillion	BEL	Nico Verdonck	BEL	Aston Martin Vantage	PROAM	5	32	2:18.016	14	2:12.898	4	2:12.898	2.298	0.872	157.7
9	26	NM Racing Team	ESP	Albert Estragues	ESP			Transam Euro 2018	AM	4	25	2:13.480	10	2:13.257	8	2:13.257	2.657	0.359	157.2
10	67	GDL Racing	SMR	Mario Cordoni	ITA			Porsche 911 GT3 Cup 2018	AM	5	21			2:13.610	9	2:13.610	3.010	0.353	156.8
11	66	GDL Racing	SMR	Roberto Rayneri	ITA			Porsche 911 GT3 Cup 2018	AM	6	17			2:15.571	15	2:15.571	4.971	1.961	154.5

Published at:.....

Stewards:	Race Director:	Timekeeper: 
------------------	-----------------------	----------------------------------------------------------------------------------------------------------





Paul Ricard
GT Cup Open Europe
Free Practice - 3
Provisional Results



Cls	Nº	Entrant/Team	Nat	Driver 1	Nat	Driver 2	Nat	Vehicle	Cat	Cls	Laps	Best	Time	Gap	Interval	Km/h
1	51	Ombra Racing	ITA	Aldo Festante	ITA			Porsche 911 GT3 Cup 2018	PROAM	1	20	18	2:10.427			160.6
2	19	PROsport Racing	DEU	Rodrigue Gillion	BEL	Nico Verdonck	BEL	Aston Martin Vantage	PROAM	2	21	3	2:10.938	0.511	0.511	160.0
3	99	Sports and You	PRT	Antonio Coimbra	PRT	Luis Silva	PRT	Mercedes AMG GT4 HP 2019	AM	1	17	17	2:11.452	1.025	0.514	159.4
4	22	PZ Oberer Zürichsee by TFT	CHE	Niki Leutwiler	CHE	Bas Schouten	NLD	Porsche 911 Cup MY 2018	PROAM	3	23	4	2:11.515	1.088	0.063	159.3
5	15	NM Racing Team	ESP	Alberto de Martin	ESP	Rafael Villanueva	ESP	Mercedes AMG GT4 HP 2019	PROAM	4	19	14	2:11.705	1.278	0.190	159.1
6	77	Team Virage	POL	Robert Hefler	HUN	Philippe Valenza	ESP	Aston Martin Vantage	PROAM	5	18	10	2:12.172	1.745	0.467	158.5
7	10	Baporo Motorsport	ESP	Daniel Díaz-Varela	ESP	Manel Cerqueda	AND	Audi R8 LMS	AM	2	15	7	2:12.492	2.065	0.320	158.1
8	13	Baporo Motorsport	ESP	Jaume Font	ESP			Porsche 991 Cup MY 2018	AM	3	20	4	2:12.838	2.411	0.346	157.7
9	67	GDL Racing	UNK	Mario Cordoni	ITA			Porsche 911 GT3 Cup 2018	AM	4	16	13	2:13.456	3.029	0.618	157.0
10	66	GDL Racing	UNK	Roberto Rayneri	ITA			Porsche 911 GT3 Cup 2018	AM	5	14	11	2:14.366	3.939	0.910	155.9
11	26	NM Racing Team	ESP	Albert Estragues	ESP			Transam Euro 2018	AM	6	3	2	4:10.361	1:59.934	1:55.995	83.7

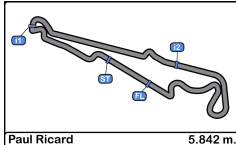
CAR 10 TIME 2:15.156 DELETED TRACK LIMITS AT T 7

Published at:.....

Track Temp: 50.0 °C Air Temp: 31.1 °C Humidity: 40 % Track Status: DRY

Stewards:	Race Director:	Timekeeper:
-----------	----------------	-------------





Paul Ricard
GT Cup Open Europe
Free Practice - 3
Provisional Results by Class



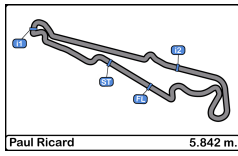
Cls	Nº	Entrant/Team	Nat	Driver 1	Nat	Driver 2	Nat	Vehicle	Cat	Cls	Laps	Best	Time	Gap	Interval	Km/h
PROAM																
1	51	Ombra Racing	ITA	Aldo Festante	ITA			Porsche 911 GT3 Cup 2018	PROAM	1	20	18	2:10.427			160.6
2	19	PROsport Racing	DEU	Rodrigue Gillion	BEL	Nico Verdonck	BEL	Aston Martin Vantage	PROAM	2	21	3	2:10.938	0.511	0.511	160.0
3	22	PZ Oberer Zürichsee by TFT	CHE	Niki Leutwiler	CHE	Bas Schouten	NLD	Porsche 911 Cup MY 2018	PROAM	3	23	4	2:11.515	1.088	0.577	159.3
4	15	NM Racing Team	ESP	Alberto de Martin	ESP	Rafael Villanueva	ESP	Mercedes AMG GT4 HP 2019	PROAM	4	19	14	2:11.705	1.278	0.190	159.1
5	77	Team Virage	HUN	Robert Hefler	HUN	Philippe Valenza	ESP	Aston Martin Vantage	PROAM	5	18	10	2:12.172	1.745	0.467	158.5
AM																
1	99	Sports and You	PRT	Antonio Coimbra	PRT	Luis Silva	PRT	Mercedes AMG GT4 HP 2019	AM	1	17	17	2:11.452			159.4
2	10	Baporo Motorsport	ESP	Daniel Díaz-Varela	ESP	Manel Cerqueda	AND	Audi R8 LMS	AM	2	15	7	2:12.492	1.040	1.040	158.1
3	13	Baporo Motorsport	ESP	Jaume Font	ESP			Porsche 991 Cup MY 2018	AM	3	20	4	2:12.838	1.386	0.346	157.7
4	67	GDL Racing	SMR	Mario Cordoni	ITA			Porsche 911 GT3 Cup 2018	AM	4	16	13	2:13.456	2.004	0.618	157.0
5	66	GDL Racing	SMR	Roberto Rayneri	ITA			Porsche 911 GT3 Cup 2018	AM	5	14	11	2:14.366	2.914	0.910	155.9
6	26	NM Racing Team	ESP	Albert Estragues	ESP			Transam Euro 2018	AM	6	3	2	4:10.361	1:58.909	1:55.995	83.7

Published at:.....

Track Temp: 50.0 °C Air Temp: 31.1 °C Humidity: 40 % Track Status: DRY

Stewards:	Race Director:	Timekeeper:
------------------	-----------------------	--------------------





Paul Ricard
GT Cup Open Europe
Free Practice - 3
Lap Analysis



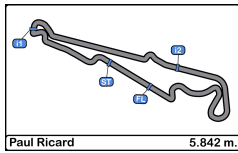
10	1 Daniel Díaz-Varela Audi R8 LMS	15	1 Alberto de Martin Mercedes AMG GT4 HP 2019
AM	2 Manel Cerqueda Baporo Motorsport	PROAM	2 Rafael Villanueva NM Racing Team

Lap	D	Time	Sector 1	Sector 2	Sector 3	T. Spd	Elapsed	Lap	D	Time	Sector 1	Sector 2	Sector 3	T. Spd	Elapsed
1		15:04:25.768 P	15:01:37.885	51.749	1:56.134	133.0	15:04:25.768	1		15:03:55.046 P	15:01:37.235	54.831	1:22.980	58.9	15:03:55.046
2		2:37.075	55.199	42.517	59.359	133.1	15:07:02.843	2		2:31.587	52.871	41.350	57.366	139.7	15:06:26.633
3		2:15.456	36.674	40.325	58.157	235.2	15:09:17.999	3		2:14.377	36.690	40.172	57.515	240.0	15:08:41.010
4		2:12.791	36.437	39.647	56.707	238.4	15:11:30.790	4		2:13.679	36.789	39.919	56.971	239.4	15:10:54.689
5		2:12.506	36.059	39.868	56.579	237.3	15:13:43.296	5		2:14.035	36.668	40.012	57.355	240.5	15:13:08.724
6		2:14.814	36.146	39.708	58.960	236.3	15:15:58.110	6		2:15.369	37.071	40.047	58.251	236.3	15:15:24.093
7		2:12.492	36.311	39.585	56.596	236.8	15:18:10.602	7		2:28.607	40.805	47.417	1:00.385	240.5	15:17:52.700
8		2:12.526	36.076	39.761	56.689	235.8	15:20:23.128	8		2:14.353	36.547	40.896	56.910	240.0	15:20:07.053
9		5:58.060 P	36.338	40.733	4:40.989	236.3	15:26:21.188	9		2:31.372 P	42.528	44.126	1:04.718	222.6	15:22:38.425
10		2:35.738	56.884	40.875	57.979	126.7	15:28:56.926	10		4:29.449	2:51.962	40.188	57.299	113.3	15:27:07.874
11		2:14.142	36.758	40.026	57.358	234.2	15:31:11.068	11		2:12.503	35.765	39.654	57.084	240.5	15:29:20.377
12		2:14.261	36.830	40.027	57.404	235.8	15:33:25.329	12		2:12.075	35.920	39.391	56.764	241.0	15:31:32.452
13		2:13.604	36.697	39.867	57.040	235.8	15:35:38.933	13		2:24.565	39.250	44.037	1:01.278	241.0	15:33:57.017
14		4:56.056 P	36.715	40.311	3:39.030	235.2	15:40:34.989	14		2:11.705	35.790	39.583	56.332	243.2	15:36:08.722
15		2:31.176	53.234	40.521	57.421	136.3	15:43:06.165	15		2:11.939	35.735	39.591	56.613	242.1	15:38:20.661
16			36.310	40.325		235.2		16		2:27.894 P	36.280	39.573	1:12.041	241.0	15:40:48.555

13	1 Jaume Font Porsche 991 Cup MY 2018	17	1 Rodrigue Gillon Aston Martin Vantage
AM	2 Baporo Motorsport	PROAM	2 Nico Verdonck PROsport Racing

Lap	D	Time	Sector 1	Sector 2	Sector 3	T. Spd	Elapsed	Lap	D	Time	Sector 1	Sector 2	Sector 3	T. Spd	Elapsed
1		15:03:51.912 P	15:01:35.887	54.511	1:21.514	45.3	15:03:51.912	1		15:02:09.138	15:00:27.174	41.720	1:00.244	134.4	15:02:09.138
2		2:30.595	53.537	40.492	56.566	138.1	15:06:22.507	2		2:12.611	36.261	39.596	56.754	237.3	15:04:21.749
3		2:13.372	36.545	40.230	56.597	229.7	15:08:35.879	3		2:10.938	35.874	39.240	55.824	235.8	15:06:32.687
4		2:12.838	36.389	40.002	56.447	230.7	15:10:48.717	4		2:19.069 P	35.614	40.026	1:03.429	237.8	15:08:51.756
5		2:13.178	36.284	40.264	56.630	230.2	15:13:01.895	5		4:22.834	2:43.482	40.904	58.448	132.5	15:13:14.590
6		2:14.196	36.675	40.627	56.894	230.2	15:15:16.091	6		2:15.465	37.055	40.601	57.809	234.7	15:15:30.055
7		3:24.166 P	37.275	40.645	2:06.246	230.2	15:18:40.257	7		2:14.508	36.393	40.845	57.270	236.8	15:17:44.563
8		2:30.655	54.164	40.304	56.187	136.1	15:21:10.912	8		2:17.692	36.956	42.177	58.559	234.7	15:20:02.255
9		2:13.670	36.519	40.805	56.346	229.7	15:23:24.582	9		2:22.137 P	37.351	40.767	1:04.019	235.2	15:22:24.392
10		2:14.093	36.269	40.233	57.591	231.2	15:25:38.675	10		3:27.796	1:45.066	42.807	59.923	133.9	15:25:52.188
11		2:17.111	37.451	41.457	58.203	218.6	15:27:55.786	11		2:15.732	37.017	40.914	57.801	235.2	15:28:07.920
12		2:13.415	36.351	40.298	56.766	231.7	15:30:09.201	12		2:15.757	36.756	40.852	58.149	235.2	15:30:23.677
13		2:13.397	36.413	40.282	56.702	231.2	15:32:22.598	13		2:14.105	36.514	40.323	57.268	236.3	15:32:37.782
14		2:13.286	36.413	40.405	56.468	232.2	15:34:35.884	14		2:17.391	37.817	41.006	58.568	236.3	15:34:55.173
15		2:13.271	36.484	40.415	56.372	230.7	15:36:49.155	15		2:23.781 P	37.255	41.255	1:05.271	235.2	15:37:18.954
16		2:13.919	37.390	40.345	56.184	231.2	15:39:03.074	16		3:25.141 P	1:40.571	40.856	1:03.714	115.0	15:40:44.095
17		2:13.924	36.781	40.266	56.877	231.7	15:41:16.998	17		3:31.693	1:48.074	41.930	1:01.689	125.8	15:44:15.788
18		4:00.031 P	36.536	40.368	2:43.127	231.7	15:45:17.029	18		2:17.998	38.051	40.809	59.138	235.2	15:46:33.786
19		2:33.509	53.277	40.208	1:00.024	135.8	15:47:50.538	19		2:16.011	36.911	40.527	58.573	235.8	15:48:49.797
20		2:14.217	36.394	40.341	57.482	230.2	15:50:04.755	20		2:14.726	36.750	40.343	57.633	235.2	15:51:04.523
21			41.734	41.034		187.5		21		2:23.163 P	37.036	41.621	1:04.506	236.8	15:53:27.686





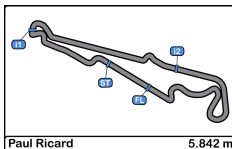
Paul Ricard
GT Cup Open Europe
Free Practice - 3
Lap Analysis



99 1 Antonio Coimbra Mercedes AMG GT4 HP 2019
 AM 2 Luis Silva Sports and You

Lap	D	Time	Sector 1	Sector 2	Sector 3	T. Spd	Elapsed
1		15:01:40.309	14:59:44.083	49.507	1:06.719	82.2	15:01:40.309
2		2:34.614	38.646	47.887	1:08.081	240.5	15:04:14.923
3		2:21.874	39.447	41.256	1:01.171	237.3	15:06:36.797
4		2:17.751	37.149	40.482	1:00.120	242.1	15:08:54.548
5		2:18.857	37.216	43.426	58.215	243.7	15:11:13.405
6		2:15.446	36.880	40.554	58.012	242.6	15:13:28.851
7		2:13.690	36.686	39.725	57.279	242.1	15:15:42.541
8		2:14.729	37.331	40.029	57.369	242.1	15:17:57.270
9		2:13.835	36.759	40.151	56.925	241.6	15:20:11.105
10		2:24.107	38.651	45.953	59.503	243.2	15:22:35.212
11		2:12.661	36.452	39.597	56.612	243.2	15:24:47.873
12		4:31.079 P	38.319	41.866	3:10.894	243.2	15:29:18.952
13		2:34.420	54.866	41.711	57.843	138.6	15:31:53.372
14		2:12.769	36.130	40.230	56.409	243.2	15:34:06.141
15		2:11.751	35.780	39.662	56.309	243.7	15:36:17.892
16		2:12.008	36.221	39.501	56.286	243.7	15:38:29.900
17		2:11.452	35.909	39.539	56.004	243.2	15:40:41.352
18			36.010	39.667		244.3	



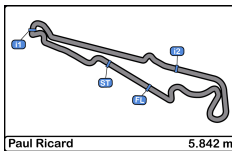


Paul Ricard
 GT Cup Open Europe
 Free Practice - 3
Best Sectors Results



Sector - 1				Sector - 2				Sector - 3				Ideal Lap vs Best Lap				
Clas	Nº	Driver	Time	Nº	Driver	Time	Nº	Driver	Time	Clas	Nº	Driver	Ideal Lap	Best Lap	Clas	
1	51	Aldo Festante	35.347	51	Aldo Festante	38.716	51	Aldo Festante	55.293	1	51	Aldo Festante	2:09.356	2:10.427	1	
2	19	Gillion - Verdonck	35.614	19	Gillion - Verdonck	39.240	19	Gillion - Verdonck	55.824	2	19	Gillion - Verdonck	2:10.678	2:10.938	2	
3	15	de Martin - Villanueva	35.735	15	de Martin - Villanueva	39.391	22	Leutwiler - Schouten	55.864	3	99	Coimbra - Silva	2:11.285	2:11.452	3	
4	99	Coimbra - Silva	35.780	99	Coimbra - Silva	39.501	99	Coimbra - Silva	56.004	4	15	de Martin - Villanueva	2:11.458	2:11.705	5	
5	22	Leutwiler - Schouten	35.829	77	Hefler - Valenza	39.522	13	Jaume Font	56.184	5	22	Leutwiler - Schouten	2:11.496	2:11.515	4	
6	10	Díaz-Varela - Cerqueda	36.059	10	Díaz-Varela - Cerqueda	39.585	77	Hefler - Valenza	56.268	6	77	Hefler - Valenza	2:11.940	2:12.172	6	
7	67	Mario Cordoni	36.141	22	Leutwiler - Schouten	39.803	15	de Martin - Villanueva	56.332	7	10	Díaz-Varela - Cerqueda	2:12.223	2:12.492	7	
8	77	Hefler - Valenza	36.150	13	Jaume Font	40.002	10	Díaz-Varela - Cerqueda	56.579	8	13	Jaume Font	2:12.455	2:12.838	8	
9	13	Jaume Font	36.269	67	Mario Cordoni	40.353	67	Mario Cordoni	56.803	9	67	Mario Cordoni	2:13.297	2:13.456	9	
10	26	Albert Estragues	2:11.789	26	Albert Estragues	47.489	26	Albert Estragues	1:11.083	10	26	Albert Estragues	4:10.361	4:10.361	11	
11	66	Roberto Rayneri	Transpon	66	Roberto Rayneri	Transpon	66	Roberto Rayneri	Transpon	11	66	Roberto Rayneri	Transpon	2:14.366	10	



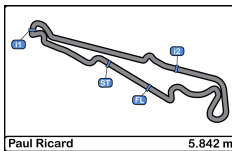


Paul Ricard
GT Cup Open Europe
Free Practice - 3
Best 5 Lap Times



Cl	N°	Entrant/Team	Nat	Driver 1	Nat	Status	Driver 2	Nat	Status	Vehicle	Cat	Cl	Best 1		Best 2		Best 3		Best 4		Best 5	
													Time	Lap	Time	Lap	Time	Lap	Time	Lap	Time	Lap
1	51	Ombra Racing	ITA	Aldo Festante	ITA					Porsche 911 GT3 Cup 2018	PROAM	1	2:10.427	18	2:10.984	12	2:11.452	14	2:11.550	8	2:11.631	9
2	19	PROsport Racing	BEL	Rodrigue Gillion	BEL		Nico Verdonck	BEL		Aston Martin Vantage	PROAM	2	2:10.938	3	2:12.611	2	2:14.105	13	2:14.508	7	2:14.726	20
3	99	Sports and You	PRT	Antonio Coimbra	PRT		Luis Silva	PRT		Mercedes AMG GT4 HP 2019	AM	1	2:11.452	17	2:11.751	15	2:12.008	16	2:12.661	11	2:12.769	14
4	22	PZ Oberer Zürichsee by TFT	CHE	Niki Leutwiler	CHE		Bas Schouten	NLD		Porsche 911 Cup MY 2018	PROAM	3	2:11.515	4	2:11.866	6	2:12.224	7	2:12.256	3	2:12.380	5
5	15	NM Racing Team	ESP	Alberto de Martin	ESP		Rafael Villanueva	ESP		Mercedes AMG GT4 HP 2019	PROAM	4	2:11.705	14	2:11.939	15	2:12.075	12	2:12.503	11	2:13.679	4
6	77	Team Virage	POL	Robert Hefler	HUN		Philippe Valenza	ESP		Aston Martin Vantage	PROAM	5	2:12.172	10	2:12.177	11	2:12.210	5	2:12.618	6	2:12.879	9
7	10	Baporo Motorsport	ESP	Daniel Díaz-Varela	ESP		Manel Cerqueda	AND		Audi R8 LMS	AM	2	2:12.492	7	2:12.506	5	2:12.526	8	2:12.791	4	2:13.604	13
8	13	Baporo Motorsport	ESP	Jaume Font	ESP					Porsche 991 Cup MY 2018	AM	3	2:12.838	4	2:13.178	5	2:13.271	15	2:13.286	14	2:13.372	3
9	67	GDL Racing	SMR	Mario Cordoni	ITA					Porsche 911 GT3 Cup 2018	AM	4	2:13.456	13	2:13.700	14	2:14.110	15	2:14.137	11	2:14.201	7
10	66	GDL Racing	SMR	Roberto Rayneri	ITA					Porsche 911 GT3 Cup 2018	AM	5	2:14.366	11	2:16.324	6	2:16.329	3	2:16.471	5	2:16.705	4
11	26	NM Racing Team	ESP	Albert Estragues	ESP					Transam Euro 2018	AM	6	4:10.361	2	30:23.07	3						



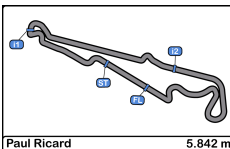


Paul Ricard
GT Cup Open Europe
Free Practice - 3
Best 5 Top Speeds



Cl	Nº	Entrant/Team	Nat	Driver 1	Nat	Driver 2	Nat	Vehicle	Cat	Cl	Top 1		Top 2		Top 3		Top 4		Top 5		Avg
											Km/h	Lap	Km/h	Lap	Km/h	Lap	Km/h	Lap	Km/h	Lap	
1	99	Sports and You	ESP	Antonio Coimbra	ESP	Luis Silva	ESP	Mercedes AMG GT4 HP 2019	AM	1	244.3	18	243.7	5	243.7	15	243.7	16	243.2	10	243.7
2	15	NM Racing Team	ESP	Alberto de Martin	ESP	Rafael Villanueva	ESP	Mercedes AMG GT4 HP 2019	PROAM	1	243.2	14	242.6	19	242.1	15	241.0	12	241.0	13	242.0
3	77	Team Virage	POL	Robert Hefler	HUN	Philippe Valenza	ESP	Aston Martin Vantage	PROAM	2	241.6	7	241.6	15	241.6	18	241.0	4	241.0	14	241.3
4	10	Baporo Motorsport	ESP	Daniel Díaz-Varela	ESP	Manel Cerqueda	AND	Audi R8 LMS	AM	2	238.4	4	237.3	5	236.8	7	236.3	6	236.3	9	237.0
5	19	PROsport Racing	DEU	Rodrigue Gillion	BEL	Nico Verdonck	BEL	Aston Martin Vantage	PROAM	3	237.8	4	237.3	2	236.8	7	236.8	21	236.3	13	237.0
6	22	PZ Oberer Zürichsee by TFT	CHE	Niki Leutwiler	CHE	Bas Schouten	NLD	Porsche 911 Cup MY 2018	PROAM	4	234.7	5	234.2	6	234.2	7	234.2	8	234.2	11	234.3
7	67	GDL Racing	SMR	Mario Cordoni	ITA			Porsche 911 GT3 Cup 2018	AM	3	234.2	13	233.7	14	233.2	15	233.2	16	232.7	7	233.4
8	51	Ombra Racing	ITA	Aldo Festante	ITA			Porsche 911 GT3 Cup 2018	PROAM	5	233.2	13	233.2	15	232.7	4	232.7	6	232.7	10	232.9
9	13	Baporo Motorsport	ESP	Jaume Font	ESP			Porsche 991 Cup MY 2018	AM	4	232.2	14	231.7	12	231.7	17	231.7	18	231.2	10	231.7
10	26	NM Racing Team	ESP	Albert Estragues	ESP			Transam Euro 2018	AM	5	118.9	2	102.1	3	95.3	1					105.4



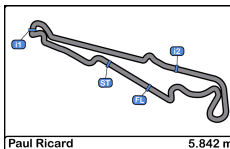


Paul Ricard
GT Cup Open Europe
Free Practice - 3
Fastest Laps Sequence



Lap	Time of Day	Session Time	Nº	Entrant/Team	Nat	Driver 1	Nat	Driver 2	Nat	Vehicle	Cat	Time	Km/h
2	15:04:14.923	9:14.923	99	Sports and You		Antonio Coimbra		Luis Silva		Mercedes AMG GT4 HP 2019	AM	2:34.614	135.5
2	15:04:21.749	9:21.749	19	PROsport Racing		Rodrigue Gillion		Nico Verdonck		Aston Martin Vantage	PROAM	2:12.611	158.0
3	15:06:32.687	11:32.687	19	PROsport Racing		Rodrigue Gillion		Nico Verdonck		Aston Martin Vantage	PROAM	2:10.938	160.0
18	15:47:36.663	52:36.663	51	Ombra Racing		Aldo Festante				Porsche 911 GT3 Cup 2018	PROAM	2:10.427	160.6



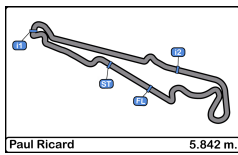


Paul Ricard
GT Cup Open Europe
Free Practice - 3
Event Best Maximum Speed



Nº	Entrant/Team	Nat	Driver 1	Nat	Driver 2	Nat	Vehicle	Cat	Km/h	Session
15	NM Racing Team	ESP	Alberto de Martin	ESP	Rafael Villanueva	ESP	Mercedes AMG GT4 HP 2019	PROAM	244.3	Free Practice - 2
99	Sports and You	PRT	Antonio Coimbra	PRT	Luis Silva	PRT	Mercedes AMG GT4 HP 2019	AM	244.3	Free Practice - 3
77	Team Virage	FOL	Robert Hefler	HUN	Philippe Valenza	ESP	Aston Martin Vantage	PROAM	242.6	Free Practice - 2
10	Baporo Motorsport	ESP	Daniel Díaz-Varela	ESP	Manel Cerqueda	AND	Audi R8 LMS	AM	240.0	Free Practice - 2
26	NM Racing Team	ESP	Albert Estragues	ESP			Transam Euro 2018	AM	239.4	Free Practice - 2
19	PROsport Racing	DEU	Rodrigue Gillion	BEL	Nico Verdonck	BEL	Aston Martin Vantage	PROAM	237.8	Free Practice - 3
22	PZ Oberer Zürichsee by TFT	CHE	Niki Leutwiler	CHE	Bas Schouten	NLD	Porsche 911 Cup MY 2018	PROAM	235.8	Free Practice - 2
51	Ombra Racing	ITA	Aldo Festante	ITA			Porsche 911 GT3 Cup 2018	PROAM	234.7	Free Practice - 2
13	Baporo Motorsport	ESP	Jaume Font	ESP			Porsche 991 Cup MY 2018	AM	234.7	Free Practice - 2
67	GDL Racing	SMR	Mario Cordoni	ITA			Porsche 911 GT3 Cup 2018	AM	234.2	Free Practice - 2





Paul Ricard
GT Cup Open Europe
Free Practice - 3
Pit Stop Analysis



10 Daniel Diaz-Varela AM Baporo Motorsport
 Manel Cerqueda Audi R8 LMS

Nr.	In Day Time	In Time	Out Time	Pit Time	T. Pit Time	Handicap	Penalty
1	15:03:40.741	15:03:40.741	15:04:42.471	1:01.730	1:01.730		
2	15:22:39.011	15:22:39.011	15:26:38.658	3:59.647	5:01.377		
3	15:37:50.272	15:37:50.272	15:40:51.873	3:01.601	8:02.978		

13 Jaume Font AM Baporo Motorsport
 Porsche 991 Cup MY 2018

Nr.	In Day Time	In Time	Out Time	Pit Time	T. Pit Time	Handicap	Penalty
1	15:03:43.051	15:03:43.051	15:04:09.058	26.007	26.007		
2	15:17:28.155	15:17:28.155	15:18:58.513	1:30.358	1:56.365		
3	15:43:30.614	15:43:30.614	15:45:34.117	2:03.503	3:59.868		

15 Alberto de Martin PROAM NM Racing Team
 Rafael Villanueva Mercedes AMG GT4 HP 2019

Nr.	In Day Time	In Time	Out Time	Pit Time	T. Pit Time	Handicap	Penalty
1	15:03:46.225	15:03:46.225	15:04:11.400	25.175	25.175		
2	15:22:29.120	15:22:29.120	15:24:52.741	2:23.621	2:48.796		
3	15:40:38.830	15:40:38.830	15:46:03.073	5:24.243	8:13.039		

19 Rodrigue Gillion PROAM PROsport Racing
 Nico Verdonck Aston Martin Vantage

Nr.	In Day Time	In Time	Out Time	Pit Time	T. Pit Time	Handicap	Penalty
1	15:08:43.338	15:08:43.338	15:10:57.813	2:14.475	2:14.475		
2	15:22:15.927	15:22:15.927	15:23:31.768	1:15.841	3:30.316		
3	15:37:10.496	15:37:10.496	15:38:20.455	1:09.959	4:40.275		
4	15:40:35.682	15:40:35.682	15:41:52.775	1:17.093	5:57.368		

22 Niki Leutwiler PROAM PZ Oberer Zürichsee by TFT
 Bas Schouten Porsche 911 Cup MY 2018

Nr.	In Day Time	In Time	Out Time	Pit Time	T. Pit Time	Handicap	Penalty
1	15:28:46.683	15:28:46.683	15:30:11.333	1:24.650	1:24.650		

26 Albert Estragues AM NM Racing Team
 Transam Euro 2018

Nr.	In Day Time	In Time	Out Time	Pit Time	T. Pit Time	Handicap	Penalty
1	15:02:56.638	15:02:56.638	15:04:33.421	1:36.783	1:36.783		
2	15:07:07.190	15:07:07.190	15:34:52.776	27:45.586	29:22.369		

51 Aldo Festante PROAM Ombra Racing
 Porsche 911 GT3 Cup 2018

Nr.	In Day Time	In Time	Out Time	Pit Time	T. Pit Time	Handicap	Penalty
1	15:04:21.784	15:04:21.784	15:04:50.541	28.757	28.757		
2	15:22:49.589	15:22:49.589	15:26:36.565	3:46.976	4:15.733		
3	15:38:05.681	15:38:05.681	15:40:43.581	2:37.900	6:53.633		

67 Mario Cordonni AM GDL Racing
 Porsche 911 GT3 Cup 2018

Nr.	In Day Time	In Time	Out Time	Pit Time	T. Pit Time	Handicap	Penalty
1	15:04:20.968	15:04:20.968	15:04:48.005	27.037	27.037		
2	15:23:00.641	15:23:00.641	15:25:34.958	2:34.317	3:01.354		

77 Robert Heffler PROAM Team Virage
 Philippe Valenza Aston Martin Vantage

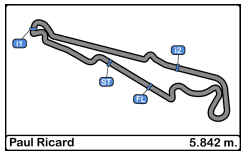
Nr.	In Day Time	In Time	Out Time	Pit Time	T. Pit Time	Handicap	Penalty
1	15:15:29.794	15:15:29.794	15:18:37.341	3:07.547	3:07.547		

2 15:29:47.096 15:29:47.096 15:32:39.509 2:52.413 5:59.960
 3 15:44:15.024 15:44:15.024 15:47:34.613 3:19.589 9:19.549

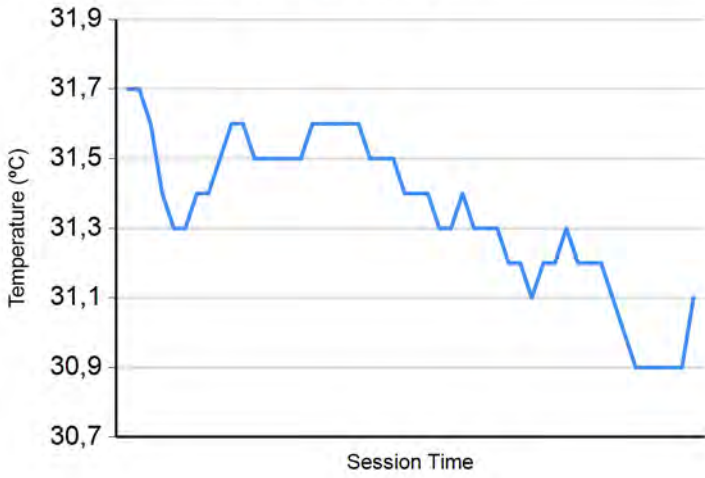
99 Antonio Coimbra AM Sports and You
 Luis Silva Mercedes AMG GT4 HP 2019

Nr.	In Day Time	In Time	Out Time	Pit Time	T. Pit Time	Handicap	Penalty
1	15:27:06.833	15:27:06.833	15:29:36.494	2:29.661	2:29.661		

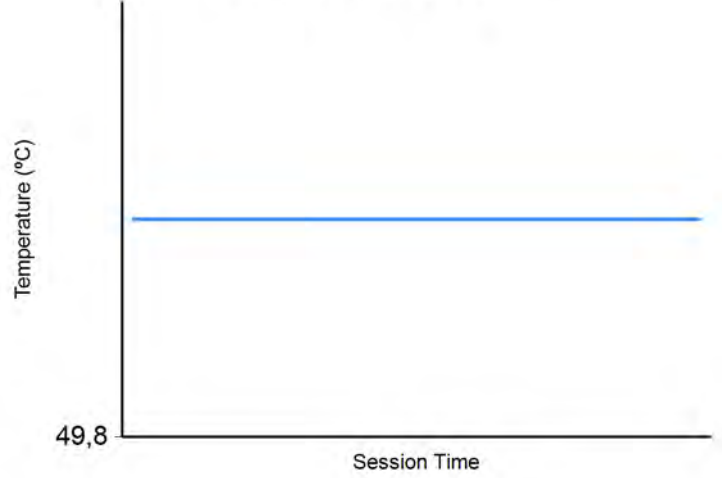




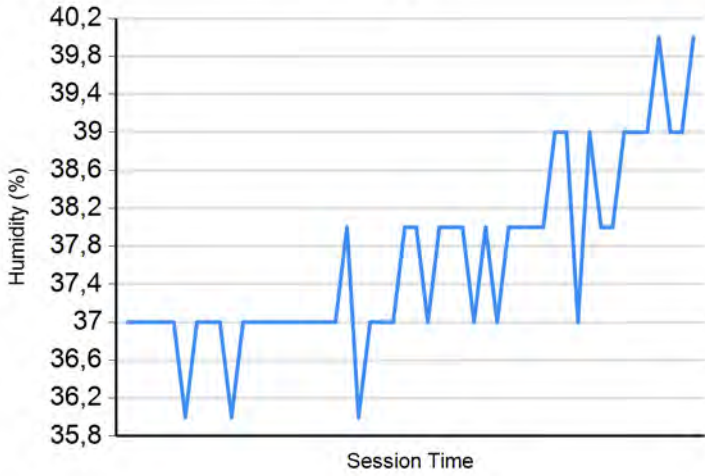
Air Temperature



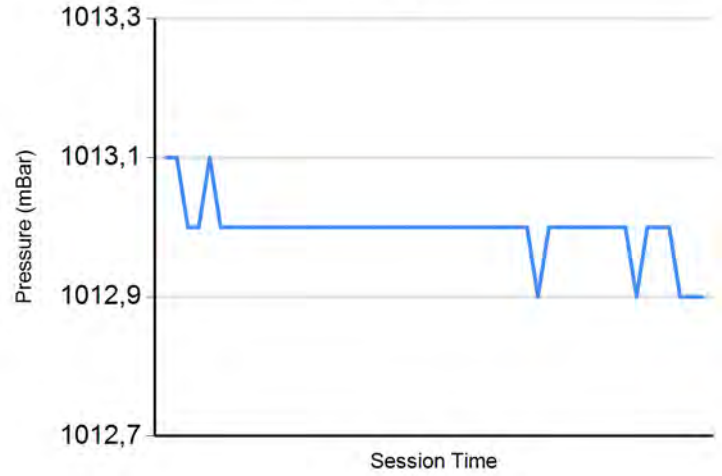
Track Temperature



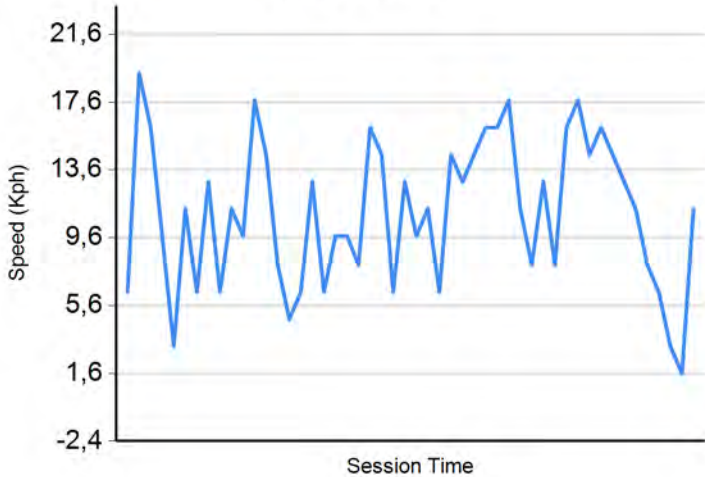
Humidity



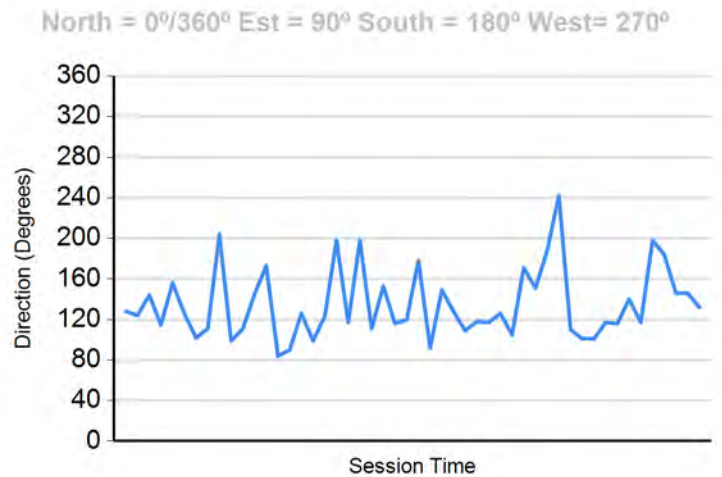
Pressure

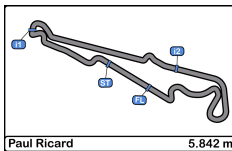


Wind Speed



Wind direction





Paul Ricard
GT Cup Open Europe
Free Practice 1 - 2 - 3
Results



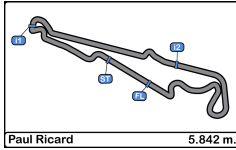
Cls	Nº	Entrant/Team	Nat	Driver 1	Nat	Driver 2	Nat	Vehicle	Cat	Cls	Laps	Free Practice - 1	Free Practice - 2	Free Practice - 3	Best	Gap	Interval	Km/h			
1	51	Ombra Racing	ITA	Aldo Festante	ITA			Porsche 911 GT3 Cup 2018	PROAM	1	38		2:10.600	15	2:10.427	18	2:10.427		160.6		
2	10	Baporo Motorsport	ESP	Daniel Diaz-Varela	ESP	Manel Cerqueda	AND	Audi R8 LMS	AM	1	46	2:11.910	14	2:10.682	13	2:12.492	7	2:10.682	0.255	0.255	160.3
3	15	NM Racing Team	ESP	Alberto de Martin	ESP	Rafael Villanueva	ESP	Mercedes AMG GT4 HP 2019	PROAM	2	56	2:13.028	14	2:10.866	8	2:11.705	14	2:10.866	0.439	0.184	160.1
4	19	PROsport Racing	DEU	Rodrigue Gillion	BEL	Nico Verdonck	BEL	Aston Martin Vantage	PROAM	3	53	2:18.016	14	2:12.898	4	2:10.938	3	2:10.938	0.511	0.072	160.0
5	77	Team Virage	POL	Robert Hefler	HUN	Philippe Valenza	ESP	Aston Martin Vantage	PROAM	4	38	3:08.382	4	2:11.354	8	2:12.172	10	2:11.354	0.927	0.416	159.5
6	99	Sports and You	PRT	Antonio Coimbra	PRT	Luis Silva	PRT	Mercedes AMG GT4 HP 2019	AM	2	51	2:15.212	4	2:12.020	9	2:11.452	17	2:11.452	1.025	0.098	159.4
7	22	PZ Oberer Zürichsee by TFT	CHE	Niki Leutwiler	CHE	Bas Schouten	NLD	Porsche 911 Cup MY 2018	PROAM	5	43			2:11.515	19	2:11.515	4	2:11.515	1.088	0.063	159.3
8	13	Baporo Motorsport	ESP	Jaume Font	ESP			Porsche 991 Cup MY 2018	AM	3	54	2:13.198	9	2:12.026	15	2:12.838	4	2:12.026	1.599	0.511	158.7
9	26	NM Racing Team	ESP	Albert Estragues	ESP			Transam Euro 2018	AM	4	28	2:13.480	10	2:13.257	8	4:10.361	2	2:13.257	2.830	1.231	157.2
10	67	GDL Racing	SMR	Mario Cordoni	ITA			Porsche 911 GT3 Cup 2018	AM	5	37		2:13.610	9	2:13.456	13	2:13.456	3.029	0.199	157.0	
11	66	GDL Racing	SMR	Roberto Rayneri	ITA			Porsche 911 GT3 Cup 2018	AM	6	31		2:15.571	15	2:14.366	11	2:14.366	3.939	0.910	155.9	

CAR 10 TIME 2:15.156 DELETED TRACK LIMITS AT T 7

Published at:.....

Stewards:	Race Director:	Timekeeper:
------------------	-----------------------	--------------------






Paul Ricard
GT Cup Open Europe
Qualifying - 1 Driver - 1
Provisional Results



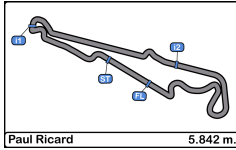
Cls	Nº	Entrant/Team	Nat	Driver 1	Nat	Driver 2	Nat	Vehicle	Cat	Cls	Laps	Best	Time	Gap	Interval	Km/h
1	10	Baporo Motorsport	ESP	Daniel Díaz-Varela	ESP	<u>Manel Cerqueda</u>	AND	Audi R8 LMS	AM	1	7	6	2:09.755			161.5
2	15	NM Racing Team	ESP	Alberto de Martin	ESP	<u>Rafael Villanueva</u>	ESP	Mercedes AMG GT4 HP 2019	PROAM	1	9	8	2:09.973	0.218	0.218	161.2
3	51	Ombra Racing	ITA	Aldo Festante	ITA			Porsche 911 GT3 Cup 2018	PROAM	2	9	5	2:10.001	0.246	0.028	161.2
4	99	Sports and You	PRT	<u>Antonio Coimbra</u>	PRT	Luis Silva	PRT	Mercedes AMG GT4 HP 2019	AM	2	9	9	2:10.218	0.463	0.217	160.9
5	22	PZ Oberer Zürichsee by TFT	CHE	<u>Niki Leutwiler</u>	CHE	Bas Schouten	NLD	Porsche 911 Cup MY 2018	PROAM	3	9	7	2:10.498	0.743	0.280	160.6
6	77	Team Virage	HUN	<u>Robert Hefler</u>	HUN	Philippe Valenza	ESP	Aston Martin Vantage	PROAM	4	10	6	2:10.631	0.876	0.133	160.4
7	13	Baporo Motorsport	ESP	Jaume Font	ESP			Porsche 991 Cup MY 2018	AM	3	7	5	2:10.917	1.162	0.286	160.0
8	26	NM Racing Team	ESP	Albert Estragues	ESP			Transam Euro 2018	AM	4	8	7	2:12.617	2.862	1.700	158.0
9	19	PROsport Racing	DEU	<u>Rodrigue Gillion</u>	BEL	Nico Verdonck	BEL	Aston Martin Vantage	PROAM	5	8	5	2:12.670	2.915	0.053	157.9
10	67	GDL Racing	ITA	Mario Cordoni	ITA			Porsche 911 GT3 Cup 2018	AM	5	8	7	2:12.746	2.991	0.076	157.8
11	66	GDL Racing	ITA	Roberto Rayneri	ITA			Porsche 911 GT3 Cup 2018	AM	6	10	5	2:15.134	5.379	2.388	155.0

Published at:.....

Track Temp: 50.0 °C Air Temp: 27.8 °C Humidity: 57 % Track Status: DRY

Stewards:	Race Director:	Timekeeper: 
------------------	-----------------------	----------------------------------------------------------------------------------------------------------






Paul Ricard
GT Cup Open Europe
Qualifying - 1 Driver - 1
Provisional Results by Class



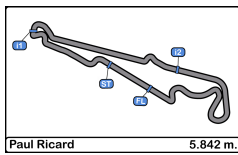
Cls	Nº	Entrant/Team	Nat	Driver 1	Nat	Driver 2	Nat	Vehicle	Cat	Cls	Laps	Best	Time	Gap	Interval	Km/h
PROAM																
1	15	NM Racing Team	ESP	Alberto de Martin	ESP	<u>Rafael Villanueva</u>	ESP	Mercedes AMG GT4 HP 2019	PROAM	1	9	8	2:09.973			161.2
2	51	Ombra Racing	ITA	Aldo Festante	ITA			Porsche 911 GT3 Cup 2018	PROAM	2	9	5	2:10.001	0.028	0.028	161.2
3	22	PZ Oberer Zürichsee by TFT	CHE	<u>Niki Leutwiler</u>	CHE	Bas Schouten	NLD	Porsche 911 Cup MY 2018	PROAM	3	9	7	2:10.498	0.525	0.497	160.6
4	77	Team Virage	FRA	<u>Robert Hefler</u>	HUN	Philippe Valenza	ESP	Aston Martin Vantage	PROAM	4	10	6	2:10.631	0.658	0.133	160.4
5	19	PROsport Racing	DEU	<u>Rodrique Gillion</u>	BEL	Nico Verdonck	BEL	Aston Martin Vantage	PROAM	5	8	5	2:12.670	2.697	2.039	157.9
AM																
1	10	Baporo Motorsport	ESP	Daniel Díaz-Varela	ESP	<u>Manel Cerqueda</u>	AND	Audi R8 LMS	AM	1	7	6	2:09.755			161.5
2	99	Sports and You	PRT	<u>Antonio Coimbra</u>	PRT	Luis Silva	PRT	Mercedes AMG GT4 HP 2019	AM	2	9	9	2:10.218	0.463	0.463	160.9
3	13	Baporo Motorsport	ESP	Jaume Font	ESP			Porsche 991 Cup MY 2018	AM	3	7	5	2:10.917	1.162	0.699	160.0
4	26	NM Racing Team	ESP	Albert Estragues	ESP			Transam Euro 2018	AM	4	8	7	2:12.617	2.862	1.700	158.0
5	67	GDL Racing	SMR	Mario Cordoni	ITA			Porsche 911 GT3 Cup 2018	AM	5	8	7	2:12.746	2.991	0.129	157.8
6	66	GDL Racing	SMR	Roberto Rayneri	ITA			Porsche 911 GT3 Cup 2018	AM	6	10	5	2:15.134	5.379	2.388	155.0

Published at:.....

Track Temp: 50.0 °C Air Temp: 27.8 °C Humidity: 57 % Track Status: DRY

Stewards:	Race Director:	Timekeeper: 
------------------	-----------------------	----------------------------------------------------------------------------------------------------------



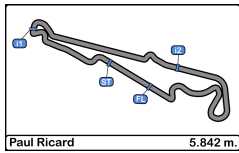


Paul Ricard
GT Cup Open Europe
Qualifying - 1 Driver - 1
Lap Analysis



10							22								
1 Daniel Díaz-Varela			Audi R8 LMS				1 Niki Leutwiler			Porsche 911 Cup MY 2018					
AM			2 Manel Cerqueda				Baporo Motorsport			PROAM					
2 Bas Schouten			PZ Oberer Zürichsee by TFT												
Lap	D	Time	Sector 1	Sector 2	Sector 3	T. Spd	Elapsed	Lap	D	Time	Sector 1	Sector 2	Sector 3	T. Spd	Elapsed
1	2	18:44:31.289	18:42:39.300	49.240	1:02.749	99.9	18:44:31.289	1	1	18:43:22.265	18:41:37.604	45.278	59.383	96.2	18:43:22.265
2	2	2:24.481	39.069	44.518	1:00.894	232.2	18:46:55.770	2	1	2:20.350 P	36.987	40.049	1:03.314	229.7	18:45:42.615
3	2	2:13.244	36.211	39.328	57.705	236.8	18:49:09.014	3	1	4:28.641	2:50.673	40.659	57.309	135.5	18:50:11.256
4	2	2:10.656	35.725	39.148	55.783	238.4	18:51:19.670	4	1	2:12.452	36.670	39.847	55.935	231.7	18:52:23.708
5	2	2:10.264	35.555	39.042	55.667	238.9	18:53:29.934	5	1	2:11.246	35.813	39.888	55.545	233.2	18:54:34.954
6	2	2:09.755	35.369	39.072	55.314	238.4	18:55:39.689	6	1	2:10.862	36.049	39.440	55.373	232.7	18:56:45.816
7	2	2:29.522	41.039	46.561	1:01.922	210.5	18:58:09.211	7	1	2:10.498	35.832	39.384	55.282	233.2	18:58:56.314
8	2		35.593	42.444		237.3		8	1	2:10.608	35.915	39.358	55.335	232.7	19:01:06.922
								9	1	2:45.815 P	40.684	46.048	1:19.083	196.0	19:03:52.737
13							26								
1 Jaume Font			Porsche 991 Cup MY 2018				1 Albert Estragues			Transam Euro 2018					
AM			2				Baporo Motorsport			NM Racing Team					
Lap	D	Time	Sector 1	Sector 2	Sector 3	T. Spd	Elapsed	Lap	D	Time	Sector 1	Sector 2	Sector 3	T. Spd	Elapsed
1		18:44:15.295	18:42:26.974	47.106	1:01.215	121.2	18:44:15.295	1	1	18:43:26.988	18:41:23.895	55.852	1:07.241	92.0	18:43:26.988
2		2:15.782	38.914	40.501	56.367	224.0	18:46:31.077	2		2:20.332	39.440	41.690	59.202	200.0	18:45:47.320
3		2:11.994	36.076	39.992	55.926	230.2	18:48:43.071	3		2:16.487	37.431	41.063	57.993	229.7	18:48:03.807
4		2:11.181	35.831	39.830	55.520	230.7	18:50:54.252	4		2:29.627 P	39.125	42.639	1:07.863	218.6	18:50:33.434
5		2:10.917	35.653	39.575	55.689	230.2	18:53:05.169	5		7:12.514	5:34.414	40.659	57.441	106.0	18:57:45.948
6		2:21.532	39.843	43.896	57.793	229.7	18:55:26.701	6		2:13.219	36.539	39.688	56.992	236.8	18:59:59.167
7		2:11.083	35.961	39.578	55.544	230.2	18:57:37.784	7		2:12.617	36.412	39.692	56.513	236.8	19:02:11.784
8			35.722	39.866		230.7		8		2:46.537 P	43.688	48.312	1:14.537	162.4	19:04:58.321
15							51								
1 Alberto de Martin			Mercedes AMG GT4 HP 2019				1 Aldo Festante			Porsche 911 GT3 Cup 2018					
PROAM			2 Rafael Villanueva				NM Racing Team			Ombra Racing					
Lap	D	Time	Sector 1	Sector 2	Sector 3	T. Spd	Elapsed	Lap	D	Time	Sector 1	Sector 2	Sector 3	T. Spd	Elapsed
1	2	18:44:02.516	18:41:48.846	56.037	1:17.633	98.0	18:44:02.516	1	1	18:43:47.669	18:42:07.864	40.707	59.098	101.3	18:43:47.669
2	2	2:20.438	39.296	42.193	58.949	206.8	18:46:22.954	2		2:20.906 P	35.715	41.188	1:04.003	230.2	18:46:08.575
3	2	2:10.951	35.519	39.439	55.993	241.0	18:48:33.905	3		4:01.227	2:22.913	41.154	57.160	134.6	18:50:09.802
4	2	2:10.760	35.390	39.300	56.070	239.4	18:50:44.665	4		2:13.218	36.566	40.393	56.259	230.2	18:52:23.020
5	2	2:10.461	35.409	39.037	56.015	240.0	18:52:55.126	5		2:10.001	35.380	39.490	55.131	230.2	18:54:33.021
6	2	2:10.304	35.627	38.983	55.694	240.0	18:55:05.430	6		2:11.100	35.327	40.052	55.721	230.7	18:56:44.121
7	2	2:19.636	35.393	39.274	1:04.969	240.0	18:57:25.066	7		2:10.396	35.468	39.491	55.437	230.7	18:58:54.517
8	2	2:09.973	35.247	39.034	55.692	241.6	18:59:35.039	8		2:10.100	35.397	39.484	55.219	231.2	19:01:04.617
9	2	2:31.659 P	35.492	42.526	1:13.641	240.0	19:02:06.698	9		2:42.917 P	41.208	45.819	1:15.890	216.8	19:03:47.534
19							66								
1 Rodrigue Gillion			Aston Martin Vantage				1 Roberto Rayneri			Porsche 911 GT3 Cup 2018					
PROAM			2 Nico Verdonck				PROsport Racing			GDL Racing					
Lap	D	Time	Sector 1	Sector 2	Sector 3	T. Spd	Elapsed	Lap	D	Time	Sector 1	Sector 2	Sector 3	T. Spd	Elapsed
1	1	18:44:36.436	18:42:44.332	46.655	1:05.449	116.3	18:44:36.436	1	1	18:43:37.870	18:41:39.903	49.240	1:08.727	93.9	18:43:37.870
2	1	2:32.583	41.757	46.534	1:04.292	234.2	18:47:09.019	2		2:27.310	42.330	45.278	59.702	200.0	18:46:05.180
3	1	2:19.021	38.777	41.682	58.562	231.2	18:49:28.040	3		2:18.539	37.433	41.942	59.164	227.8	18:48:23.719
4	1	2:13.669	36.701	40.410	56.558	234.2	18:51:41.709	4		2:16.372	37.300	41.187	57.885	227.3	18:50:40.091
5	1	2:12.670	36.099	39.840	56.731	234.7	18:53:54.379	5		2:15.134	37.255	40.704	57.175	229.2	18:52:55.225
6	1	2:13.008	36.365	39.786	56.857	235.8	18:56:07.387	6		2:17.168	37.172	41.693	58.303	229.2	18:55:12.393
7	1	2:18.189	37.260	41.228	59.701	236.3	18:58:25.576	7		2:16.691	37.323	41.311	58.057	228.8	18:57:29.084
8	1	2:20.115 P	36.428	39.664	1:04.023	233.7	19:00:45.691	8		2:16.380	37.455	40.968	57.957	230.7	18:59:45.464
								9		2:16.600	37.327	40.880	58.393	229.2	19:02:02.064
								10		2:37.846 P	42.483	44.034	1:11.329	213.0	19:04:39.910





Paul Ricard
GT Cup Open Europe
Qualifying - 1 Driver - 1
Lap Analysis



67 1 Mario Cordoni Porsche 911 GT3 Cup 2018
 AM 2 GDL Racing

Lap	D	Time	Sector 1	Sector 2	Sector 3	T. Spd	Elapsed
1		18:46:45.492	18:44:56.684	47.730	1:01.078	108.8	18:46:45.492
2		2:16.732	37.749	41.295	57.688	228.8	18:49:02.224
3		2:13.488	36.501	40.342	56.645	230.7	18:51:15.712
4		2:12.774	36.316	40.155	56.303	231.2	18:53:28.486
5		2:13.336	36.408	40.365	56.563	231.2	18:55:41.822
6		2:13.024	36.641	40.164	56.219	232.2	18:57:54.846
7		2:12.746	36.400	39.900	56.446	231.7	19:00:07.592
8		2:23.535 P	37.449	39.975	1:06.111	232.2	19:02:31.127

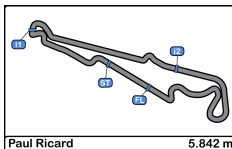
77 1 Robert Hefler Aston Martin Vantage
 PROAM 2 Philippe Valenza Team Virage

Lap	D	Time	Sector 1	Sector 2	Sector 3	T. Spd	Elapsed
1	1	18:42:48.069	18:41:07.275	43.222	57.572	122.3	18:42:48.069
2	1	2:11.125	36.045	39.255	55.825	238.9	18:44:59.194
3	1	2:10.970	35.896	39.359	55.715	238.9	18:47:10.164
4	1	2:30.549	40.730	53.527	56.292	241.6	18:49:40.713
5	1	2:11.928	35.586	39.194	57.148	241.0	18:51:52.641
6	1	2:10.631	35.836	39.071	55.724	240.0	18:54:03.272
7	1	2:20.436	36.121	45.207	59.108	240.0	18:56:23.708
8	1	2:10.995	35.836	39.256	55.903	239.4	18:58:34.703
9	1	2:11.175	35.745	39.039	56.391	240.5	19:00:45.878
10	1	2:26.047 P	41.749	40.064	1:04.234	164.3	19:03:11.925

99 1 Antonio Coimbra Mercedes AMG GT4 HP 2019
 AM 2 Luis Silva Sports and You

Lap	D	Time	Sector 1	Sector 2	Sector 3	T. Spd	Elapsed
1	1	18:42:41.458	18:40:57.598	44.685	59.175	127.0	18:42:41.458
2	1	2:11.857	36.437	39.620	55.800	239.4	18:44:53.315
3	1	2:12.491	35.789	39.074	57.628	240.5	18:47:05.806
4	1	2:10.617	35.621	39.060	55.936	241.0	18:49:16.423
5	1	2:10.280	35.720	39.132	55.428	241.0	18:51:26.703
6	1	2:24.262	39.234	45.488	59.540	241.6	18:53:50.965
7	1	2:11.592	36.069	38.952	56.571	240.0	18:56:02.557
8	1	2:10.233	35.531	38.941	55.761	241.6	18:58:12.790
9	1	2:10.218	35.332	38.913	55.973	242.6	19:00:23.008
10	1		38.586	46.565		242.1	



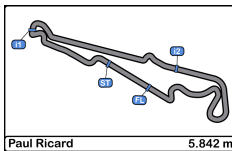


Paul Ricard
 GT Cup Open Europe
 Qualifying - 1 Driver - 1
Best Sectors Results



Sector - 1				Sector - 2				Sector - 3				Ideal Lap vs Best Lap				
Clas	Nº	Driver	Time	Nº	Driver	Time	Nº	Driver	Time	Clas	Nº	Driver	Ideal Lap	Best Lap	Clas	
1	15	Rafael Villanueva	35.247	99	Antonio Coimbra	38.913	51	Aldo Festante	55.131	1	99	Antonio Coimbra	2:09.673	2:10.218	4	
2	51	Aldo Festante	35.327	15	Rafael Villanueva	38.983	22	Niki Leutwiler	55.282	2	10	Manel Cerqueda	2:09.725	2:09.755	1	
3	99	Antonio Coimbra	35.332	77	Robert Hefler	39.039	10	Manel Cerqueda	55.314	3	15	Rafael Villanueva	2:09.922	2:09.973	2	
4	10	Manel Cerqueda	35.369	10	Manel Cerqueda	39.042	99	Antonio Coimbra	55.428	4	51	Aldo Festante	2:09.942	2:10.001	3	
5	77	Robert Hefler	35.586	22	Niki Leutwiler	39.358	13	Jaume Font	55.520	5	77	Robert Hefler	2:10.340	2:10.631	6	
6	13	Jaume Font	35.653	51	Aldo Festante	39.484	15	Rafael Villanueva	55.692	6	22	Niki Leutwiler	2:10.453	2:10.498	5	
7	22	Niki Leutwiler	35.813	13	Jaume Font	39.575	77	Robert Hefler	55.715	7	13	Jaume Font	2:10.748	2:10.917	7	
8	19	Rodrigue Gillion	36.099	19	Rodrigue Gillion	39.664	67	Mario Cordoni	56.219	8	19	Rodrigue Gillion	2:12.321	2:12.670	9	
9	67	Mario Cordoni	36.316	26	Albert Estragues	39.688	26	Albert Estragues	56.513	9	67	Mario Cordoni	2:12.435	2:12.746	10	
10	26	Albert Estragues	36.412	67	Mario Cordoni	39.900	19	Rodrigue Gillion	56.558	10	26	Albert Estragues	2:12.613	2:12.617	8	
11	66	Roberto Rayneri	37.172	66	Roberto Rayneri	40.704	66	Roberto Rayneri	57.175	11	66	Roberto Rayneri	2:15.051	2:15.134	11	



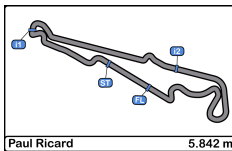


Paul Ricard
GT Cup Open Europe
Qualifying - 1 Driver - 1
Best 5 Lap Times



Cl	N°	Entrant/Team	Nat	Driver 1	Nat	Status	Driver 2	Nat	Status	Vehicle	Cat	Cl	Best 1		Best 2		Best 3		Best 4		Best 5	
													Time	Lap	Time	Lap	Time	Lap	Time	Lap	Time	Lap
1	10	Baporo Motorsport	ESP	Daniel Diaz-Varela	ESP		Manel Cerqueda	AND		Audi R8 LMS	AM	1	2:09.755	6	2:10.264	5	2:10.656	4	2:13.244	3	2:24.481	2
2	15	NM Racing Team	ESP	Alberto de Martin	ESP		Rafael Villanueva	ESP		Mercedes AMG GT4 HP 2019	PROAM	1	2:09.973	8	2:10.304	6	2:10.461	5	2:10.760	4	2:10.951	3
3	51	Ombra Racing	ITA	Aldo Festante	ITA					Porsche 911 GT3 Cup 2018	PROAM	2	2:10.001	5	2:10.100	8	2:10.396	7	2:11.100	6	2:13.218	4
4	99	Sports and You	PRT	Antonio Coimbra	PRT		Luis Silva	PRT		Mercedes AMG GT4 HP 2019	AM	2	2:10.218	9	2:10.233	8	2:10.280	5	2:10.617	4	2:11.592	7
5	22	PZ Oberer Zürichsee by TFT	CHE	Niki Leutwiler	CHE		Bas Schouten	NLD		Porsche 911 Cup MY 2018	PROAM	3	2:10.498	7	2:10.608	8	2:10.862	6	2:11.246	5	2:12.452	4
6	77	Team Virage	HUN	Robert Hefler	HUN		Philippe Valenza	ESP		Aston Martin Vantage	PROAM	4	2:10.631	6	2:10.970	3	2:10.995	8	2:11.125	2	2:11.175	9
7	13	Baporo Motorsport	ESP	Jaume Font	ESP					Porsche 991 Cup MY 2018	AM	3	2:10.917	5	2:11.083	7	2:11.181	4	2:11.994	3	2:15.782	2
8	26	NM Racing Team	ESP	Albert Estragues	ESP					Transam Euro 2018	AM	4	2:12.617	7	2:13.219	6	2:16.487	3	2:20.332	2	2:29.627	4
9	19	PROsport Racing	BEL	Rodrique Gillion	BEL		Nico Verdonck	BEL		Aston Martin Vantage	PROAM	5	2:12.670	5	2:13.008	6	2:13.669	4	2:18.189	7	2:19.021	3
10	67	GDL Racing	ITA	Mario Cordoni	ITA					Porsche 911 GT3 Cup 2018	AM	5	2:12.746	7	2:12.774	4	2:13.024	6	2:13.336	5	2:13.488	3
11	66	GDL Racing	ITA	Roberto Rayneri	ITA					Porsche 911 GT3 Cup 2018	AM	6	2:15.134	5	2:16.372	4	2:16.380	8	2:16.600	9	2:16.691	7



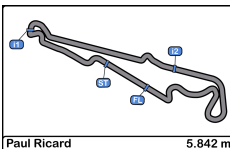


Paul Ricard
GT Cup Open Europe
Qualifying - 1 Driver - 1
Best 5 Top Speeds



Cl	N°	Entrant/Team	Nat	Driver 1	Nat	Driver 2	Nat	Vehicle	Cat	Cl	Top 1		Top 2		Top 3		Top 4		Top 5		Avg
											Km/h	Lap	Km/h	Lap	Km/h	Lap	Km/h	Lap	Km/h	Lap	
1	99	Sports and You		Antonio Coimbra		Luis Silva		Mercedes AMG GT4 HP 2019	AM	1	242.6	9	242.1	10	241.6	6	241.6	8	241.0	4	241.8
2	15	NM Racing Team		Alberto de Martin		Rafael Villanueva		Mercedes AMG GT4 HP 2019	PROAM	1	241.6	8	241.0	3	240.0	5	240.0	6	240.0	7	240.5
3	77	Team Virage		Robert Hefler		Philippe Valenza		Aston Martin Vantage	PROAM	2	241.6	4	241.0	5	240.5	9	240.0	6	240.0	7	240.6
4	10	Baporo Motorsport		Daniel Díaz-Varela		Manel Cerqueda		Audi R8 LMS	AM	2	238.9	5	238.4	4	238.4	6	237.3	8	236.8	3	237.9
5	26	NM Racing Team		Albert Estragues				Transam Euro 2018	AM	3	236.8	6	236.8	7	229.7	3	218.6	4	200.0	2	224.4
6	19	PROsport Racing		Rodrique Gillion		Nico Verdonck		Aston Martin Vantage	PROAM	3	236.3	7	235.8	6	234.7	5	234.2	2	234.2	4	235.0
7	22	PZ Oberer Zürichsee by TFT		Niki Leutwiler		Bas Schouten		Porsche 911 Cup MY 2018	PROAM	4	233.2	5	233.2	7	232.7	6	232.7	8	231.7	4	232.7
8	67	GDL Racing		Mario Cordoni				Porsche 911 GT3 Cup 2018	AM	4	232.2	6	232.2	8	231.7	7	231.2	4	231.2	5	231.7
9	51	Ombra Racing		Aldo Festante				Porsche 911 GT3 Cup 2018	PROAM	5	231.2	8	230.7	6	230.7	7	230.2	2	230.2	4	230.6
10	13	Baporo Motorsport		Jaume Font				Porsche 991 Cup MY 2018	AM	5	230.7	4	230.7	8	230.2	3	230.2	5	230.2	7	230.4
11	66	GDL Racing		Roberto Rayneri				Porsche 911 GT3 Cup 2018	AM	6	230.7	8	229.2	5	229.2	6	229.2	9	228.8	7	229.4



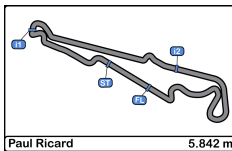


Paul Ricard
GT Cup Open Europe
Qualifying - 1 Driver - 1
Fastest Laps Sequence



Lap	Time of Day	Session Time	Nº	Entrant/Team	Nat	Driver 1	Nat	Driver 2	Nat	Vehicle	Cat	Time	Km/h
2	18:44:53.315	4:53.315	99	Sports and You		<u>Antonio Coimbra</u>		Luis Silva		Mercedes AMG GT4 HP 2019	AM	2:11.857	158.9
2	18:44:59.194	4:59.194	77	Team Virage		<u>Robert Hefler</u>		Philippe Valenza		Aston Martin Vantage	PROAM	2:11.125	159.8
3	18:47:10.164	7:10.164	77	Team Virage		<u>Robert Hefler</u>		Philippe Valenza		Aston Martin Vantage	PROAM	2:10.970	160.0
3	18:48:33.905	8:33.905	15	NM Racing Team		Alberto de Martin		<u>Rafael Villanueva</u>		Mercedes AMG GT4 HP 2019	PROAM	2:10.951	160.0
4	18:49:16.423	9:16.423	99	Sports and You		<u>Antonio Coimbra</u>		Luis Silva		Mercedes AMG GT4 HP 2019	AM	2:10.617	160.4
5	18:51:26.703	11:26.703	99	Sports and You		<u>Antonio Coimbra</u>		Luis Silva		Mercedes AMG GT4 HP 2019	AM	2:10.280	160.8
5	18:53:29.934	13:29.934	10	Baporo Motorsport		Daniel Díaz-Varela		<u>Manel Cerqueda</u>		Audi R8 LMS	AM	2:10.264	160.8
5	18:54:33.021	14:33.021	51	Ombra Racing		Aldo Festante				Porsche 911 GT3 Cup 2018	PROAM	2:10.001	161.2
6	18:55:39.689	15:39.689	10	Baporo Motorsport		Daniel Díaz-Varela		<u>Manel Cerqueda</u>		Audi R8 LMS	AM	2:09.755	161.5



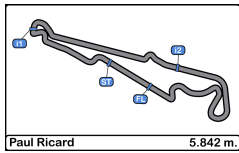


Paul Ricard
GT Cup Open Europe
Qualifying - 1 Driver - 1
Event Best Maximum Speed



Nº	Entrant/Team	Nat	Driver 1	Nat	Driver 2	Nat	Vehicle	Cat	Km/h	Session
15	NM Racing Team	ESP	Alberto de Martin	ESP	Rafael Villanueva	ESP	Mercedes AMG GT4 HP 2019	PROAM	244.3	Free Practice - 2
99	Sports and You	PRT	Antonio Coimbra	PRT	Luis Silva	PRT	Mercedes AMG GT4 HP 2019	AM	244.3	Free Practice - 3
77	Team Virage	FOL	Robert Hefler	HUN	Philippe Valenza	ESP	Aston Martin Vantage	PROAM	242.6	Free Practice - 2
10	Baporo Motorsport	ESP	Daniel Díaz-Varela	ESP	Manel Cerqueda	AND	Audi R8 LMS	AM	240.0	Free Practice - 2
26	NM Racing Team	ESP	Albert Estragues	ESP			Transam Euro 2018	AM	239.4	Free Practice - 2
19	PROsport Racing	DEU	Rodrigue Gillion	BEL	Nico Verdonck	BEL	Aston Martin Vantage	PROAM	237.8	Free Practice - 3
22	PZ Oberer Zürichsee by TFT	CHE	Niki Leutwiler	CHE	Bas Schouten	NLD	Porsche 911 Cup MY 2018	PROAM	235.8	Free Practice - 2
51	Ombra Racing	ITA	Aldo Festante	ITA			Porsche 911 GT3 Cup 2018	PROAM	234.7	Free Practice - 2
13	Baporo Motorsport	ESP	Jaume Font	ESP			Porsche 991 Cup MY 2018	AM	234.7	Free Practice - 2
67	GDL Racing	SMR	Mario Cordoni	ITA			Porsche 911 GT3 Cup 2018	AM	234.2	Free Practice - 2
66	GDL Racing	SMR	Roberto Rayneri	ITA			Porsche 911 GT3 Cup 2018	AM	230.7	Qualifying - 1 Driver - 1





Paul Ricard
GT Cup Open Europe
Qualifying - 1 Driver - 1
Pit Stop Analysis



22

Niki Leutwiler PROAM PZ Oberer Zürichsee by TFT
 Bas Schouten Porsche 911 Cup MY 2018

Nr.	In Day Time	In Time	Out Time	Pit Time	T. Pit Time	Handicap	Penalty
1	18:45:34.075	18:45:34.075	18:47:56.559	2:22.484	2:22.484		

26

Albert Estragues AM NM Racing Team
 Transam Euro 2018

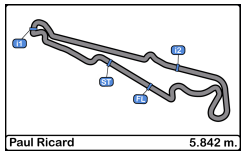
Nr.	In Day Time	In Time	Out Time	Pit Time	T. Pit Time	Handicap	Penalty
1	18:50:24.803	18:50:24.803	18:55:29.443	5:04.640	5:04.640		

51

Aldo Festante PROAM Ombra Racing
 Porsche 911 GT3 Cup 2018

Nr.	In Day Time	In Time	Out Time	Pit Time	T. Pit Time	Handicap	Penalty
1	18:45:59.659	18:45:59.659	18:47:54.207	1:54.548	1:54.548		

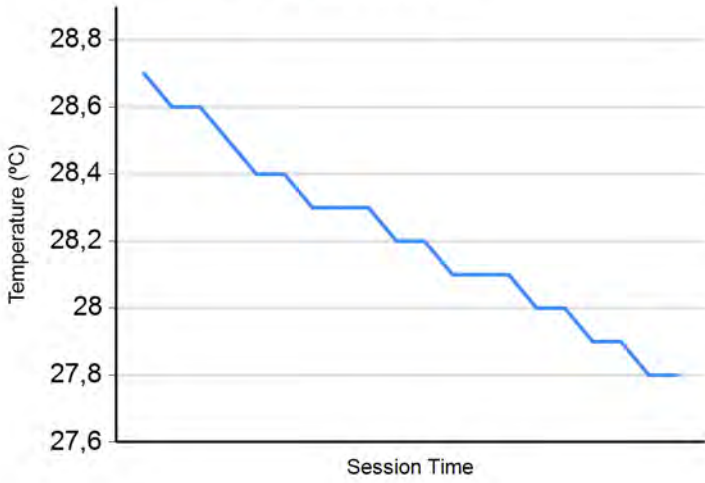




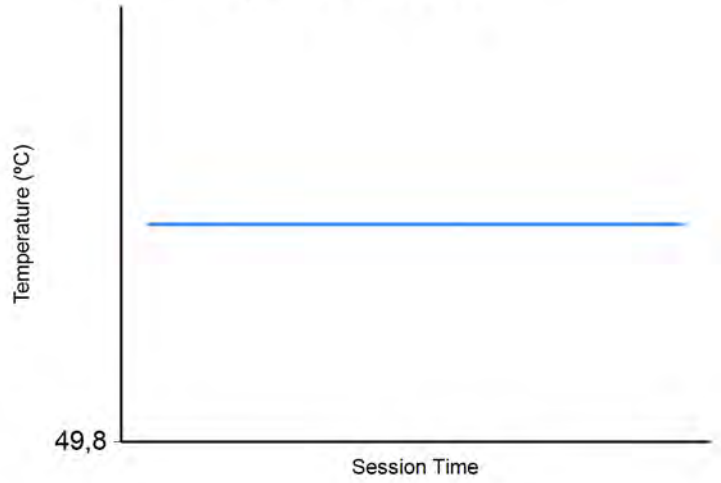
Paul Ricard
GT Cup Open Europe
Qualifying - 1 Driver - 1
Weather Report



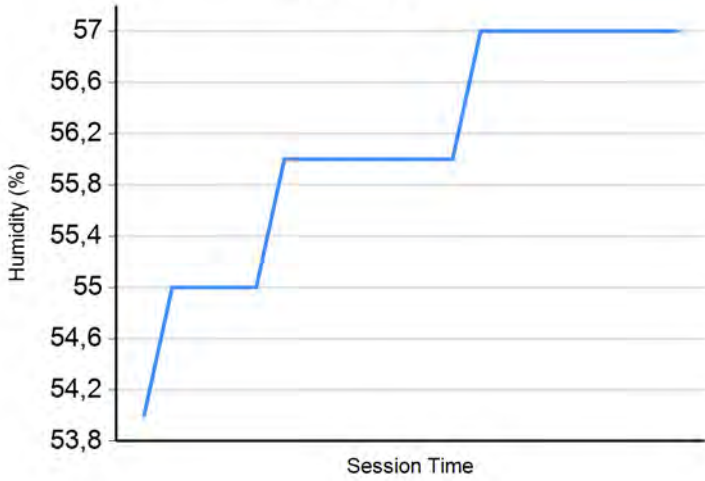
Air Temperature



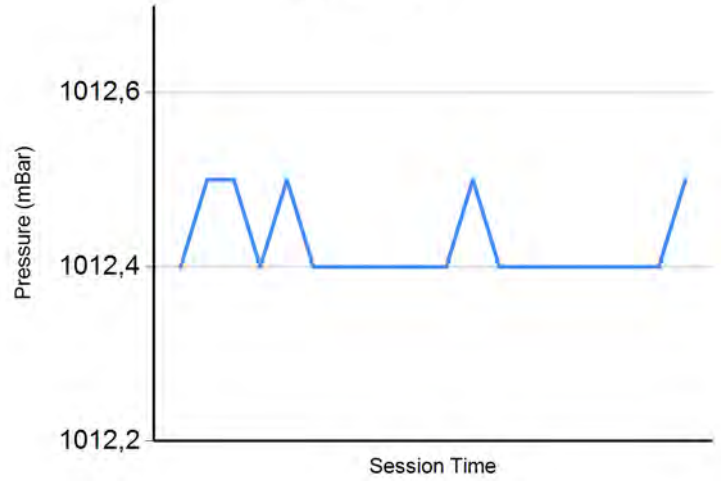
Track Temperature



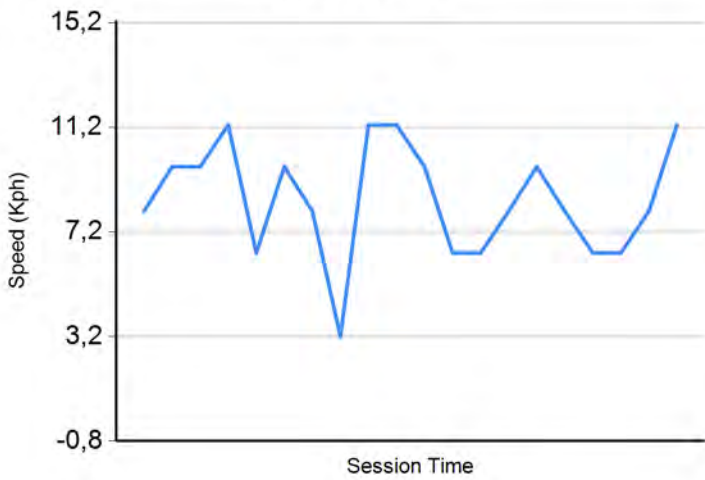
Humidity



Pressure

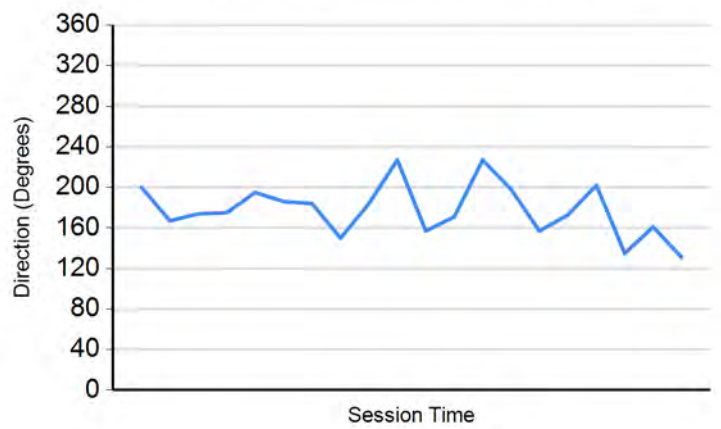


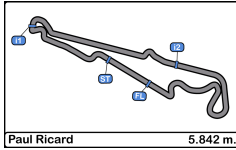
Wind Speed



Wind direction

North = 0°/360° Est = 90° South = 180° West = 270°






Paul Ricard
GT Cup Open Europe
Qualifying - 1 Driver - 1
Final Results



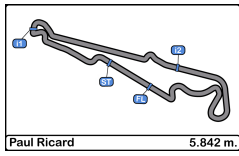
Cls	Nº	Entrant/Team	Nat	Driver 1	Nat	Driver 2	Nat	Vehicle	Cat	Cls	Laps	Best	Time	Gap	Interval	Km/h
1	10	Baporo Motorsport	ESP	Daniel Díaz-Varela	ESP	<u>Manel Cerqueda</u>	AND	Audi R8 LMS	AM	1	7	6	2:09.755			161.5
2	15	NM Racing Team	ESP	Alberto de Martin	ESP	<u>Rafael Villanueva</u>	ESP	Mercedes AMG GT4 HP 2019	PROAM	1	9	8	2:09.973	0.218	0.218	161.2
3	51	Ombra Racing	ITA	Aldo Festante	ITA			Porsche 911 GT3 Cup 2018	PROAM	2	9	5	2:10.001	0.246	0.028	161.2
4	99	Sports and You	PRT	<u>Antonio Coimbra</u>	PRT	Luis Silva	PRT	Mercedes AMG GT4 HP 2019	AM	2	9	9	2:10.218	0.463	0.217	160.9
5	22	PZ Oberer Zürichsee by TFT	CHE	<u>Niki Leutwiler</u>	CHE	Bas Schouten	NLD	Porsche 911 Cup MY 2018	PROAM	3	9	7	2:10.498	0.743	0.280	160.6
6	77	Team Virage	HUN	<u>Robert Hefler</u>	HUN	Philippe Valenza	ESP	Aston Martin Vantage	PROAM	4	10	6	2:10.631	0.876	0.133	160.4
7	13	Baporo Motorsport	ESP	Jaume Font	ESP			Porsche 991 Cup MY 2018	AM	3	7	5	2:10.917	1.162	0.286	160.0
8	26	NM Racing Team	ESP	Albert Estragues	ESP			Transam Euro 2018	AM	4	8	7	2:12.617	2.862	1.700	158.0
9	19	PROsport Racing	DEU	<u>Rodrigue Gillion</u>	BEL	Nico Verdonck	BEL	Aston Martin Vantage	PROAM	5	8	5	2:12.670	2.915	0.053	157.9
10	67	GDL Racing	SMR	Mario Cordoni	ITA			Porsche 911 GT3 Cup 2018	AM	5	8	7	2:12.746	2.991	0.076	157.8
11	66	GDL Racing	SMR	Roberto Rayneri	ITA			Porsche 911 GT3 Cup 2018	AM	6	10	5	2:15.134	5.379	2.388	155.0

Published at:.....

Track Temp: 50.0 °C Air Temp: 27.8 °C Humidity: 57 % Track Status: DRY

Stewards:	Race Director:	Timekeeper: 
------------------	-----------------------	----------------------------------------------------------------------------------------------------------

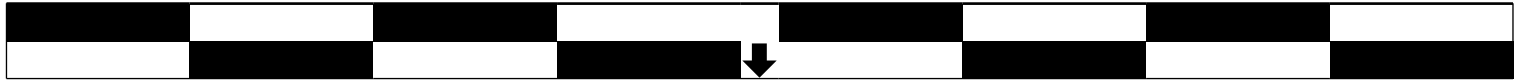




Paul Ricard
GT Cup Open Europe
Race - 1
Starting Grid



11	66	Roberto Rayneri	2:15.134	6.
10	67	Mario Cordoni	2:12.746	5.
8	26	Albert Estragues	2:12.617	4.
6	77	Robert Hefler	2:10.631	3.
4	99	Antonio Coimbra	2:10.218	2.
2	15	Rafael Villanueva	2:09.973	1.
9	19	Rodrigue Gillion	2:12.670	
7	13	Jaume Font	2:10.917	
5	22	Niki Leutwiler	2:10.498	
3	51	Aldo Festante	2:10.001	
1	10	Manel Cerqueda	2:09.755	

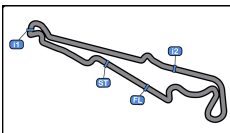


Pole

Published at:.....

Stewards:	Timekeeper: 
------------------	-------------------------------------------------------------------------------------------------------------





Paul Ricard
GT Cup Open Europe
Race - 1



Provisional Results


Paul Ricard 5.842 m.

Cls	Nº	Entrant/Team	Nat	Driver 1	Nat	Driver 2	Nat	Vehicle	Cat	Cl	Laps	Total Time	Gap	Interval	Km/h	Best	Time	Km/h	
1	10	Baporo Motorsport	ESP	Daniel Díaz-Varela	ESP	<u>Manel Cerqueda</u>	AND	Audi R8 LMS	AM	1	25	57:03.452			153.0	4	2:12.618	158.0	
2	22	PZ Oberer Zürichsee by TFT	CHE	<u>Niki Leutwiler</u>	CHE	Bas Schouten	NLD	Porsche 911 Cup MY 2018	PROAM	1	25	57:04.025	0.573	0.573	153.0	16	2:12.605	158.0	
3	15	NM Racing Team	ESP	Alberto de Martin	ESP	<u>Rafael Villanueva</u>	ESP	Mercedes AMG GT4 HP 2019	PROAM	2	25	57:17.153	13.701	13.128	152.4	11	2:12.569	158.1	
4	99	Sports and You	PRT	<u>Antonio Coimbra</u>	PRT	Luis Silva	PRT	Mercedes AMG GT4 HP 2019	AM	2	25	57:24.272	20.820	7.119	152.1	9	2:12.710	157.9	
5	67	GDL Racing	SMR	Mario Cordoni	ITA			Porsche 911 GT3 Cup 2018	AM	3	25	58:37.238	1:33.786	1:12.966	148.9	9	2:12.898	157.7	
6	66	GDL Racing	SMR	Roberto Rayneri	ITA			Porsche 911 GT3 Cup 2018	AM	4	25	59:07.093	2:03.641	29.855	147.7	17	2:17.384	152.5	
7	77	Team Virage	SMR	<u>Robert Hefler</u>	HUN	Philippe Valenza	ESP	Aston Martin Vantage	PROAM	3	21	50:48.672	4 Laps	4 Laps	144.3	9	2:12.885	157.7	
Not classified: (Requirements: 75% of number laps of leader = 19 Laps)																			
26		NM Racing Team	ESP	Albert Estragues	ESP			Transam Euro 2018	AM	5	6	14:28.055	19 Laps	15 Laps	144.8	2	2:20.334	149.3	
19		PROsport Racing	DEU	<u>Rodrigue Gillion</u>	BEL	Nico Verdonck	BEL	Aston Martin Vantage	PROAM	4	6	58:40.379	19 Laps	44:12.32	35.7	1	2:33.323	136.6	
51		Ombra Racing	ITA	Aldo Festante	ITA			Porsche 911 GT3 Cup 2018	PROAM	5	1	3:55.574	24 Laps	5 Laps	88.9	1	3:55.574	88.9	
13		Baporo Motorsport	ESP	Jaume Font	ESP			Porsche 991 Cup MY 2018	AM	6									

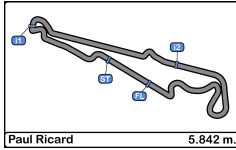
Fastest lap de Martin - Villanueva in 2:12.569 at 158.1 Km/h in lap 11

Published at:.....

Track Temp: 53.8 °C Air Temp: 32.0 °C Humidity: 35 % Track Status: DRY

Stewards:	Race Director:	Timekeeper: 
-----------	----------------	---------------------------------------------------------------------------------------------------





Paul Ricard
GT Cup Open Europe
Race - 1
Provisional Results by Class




Cls	Nº	Entrant/Team	Nat	Driver 1	Nat	Driver 2	Nat	Vehicle	Cat	Cl	Laps	Total Time	Gap	Interval	Km/h	Best	Time	Km/h	
PROAM																			
1	22	PZ Oberer Zürichsee by TFT	CH	<u>Niki Leutwiler</u>	CH	Bas Schouten	NL	Porsche 911 Cup MY 2018	PROAM	1	25	57:04.025			153.0	16	2:12.605	158.0	
2	15	NM Racing Team	ES	Alberto de Martin	ES	<u>Rafael Villanueva</u>	ES	Mercedes AMG GT4 HP 2019	PROAM	2	25	57:17.153	13.701	13.128	152.4	11	2:12.569	158.1	
3	77	Team Virage	PL	<u>Robert Hefler</u>	HU	Philippe Valenza	ES	Aston Martin Vantage	PROAM	3	21	50:48.672	4 Laps	4 Laps	144.3	9	2:12.885	157.7	
Not classified: (Requirements: 75% of number laps of leader = 19 Laps)																			
19		PROsport Racing	DE	<u>Rodrique Gillion</u>	BE	Nico Verdonck	BE	Aston Martin Vantage	PROAM	4	6	58:40.379	19 Laps	15 Laps	35.7	1	2:33.323	136.6	
51		Ombra Racing	IT	Aldo Festante	IT			Porsche 911 GT3 Cup 2018	PROAM	5	1	3:55.574	24 Laps	5 Laps	88.9	1	3:55.574	88.9	
AM																			
1	10	Baporo Motorsport	ES	Daniel Díaz-Varela	ES	<u>Manel Cerqueda</u>	AN	Audi R8 LMS	AM	1	25	57:03.452			153.0	4	2:12.618	158.0	
2	99	Sports and You	PT	<u>Antonio Coimbra</u>	PT	Luis Silva	PT	Mercedes AMG GT4 HP 2019	AM	2	25	57:24.272	20.820	20.820	152.1	9	2:12.710	157.9	
3	67	GDL Racing	SM	Mario Cordoni	IT			Porsche 911 GT3 Cup 2018	AM	3	25	58:37.238	1:33.786	1:12.966	148.9	9	2:12.898	157.7	
4	66	GDL Racing	SM	Roberto Rayneri	IT			Porsche 911 GT3 Cup 2018	AM	4	25	59:07.093	2:03.641	29.855	147.7	17	2:17.384	152.5	
Not classified: (Requirements: 75% of number laps of leader = 19 Laps)																			
26		NM Racing Team	ES	Albert Estragues	ES			Transam Euro 2018	AM	5	6	14:28.055	19 Laps	19 Laps	144.8	2	2:20.334	149.3	
13		Baporo Motorsport	ES	Jaume Font	ES			Porsche 991 Cup MY 2018	AM	6									

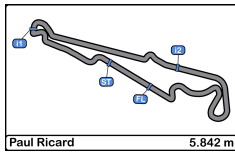
Fastest lap de Martin - Villanueva in 2:12.569 at 158.1 Km/h in lap 11

Published at:.....

Track Temp: 53.8 °C Air Temp: 32.0 °C Humidity: 35 % Track Status: DRY

Stewards:	Race Director:	Timekeeper: 
------------------	-----------------------	----------------------------------------------------------------------------------------------------------





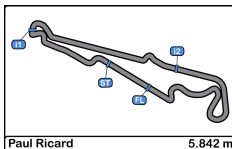
Paul Ricard
GT Cup Open Europe
Race - 1



Provisional Classification by Driver Fastest Lap

Cl	N°	Entrant/Team	Nat	Vehicle	Driver	Nat	Cat	Cl	Laps	Best	Time	Gap	Interval	Km/h
1	15	NM Racing Team		Mercedes AMG GT4 HP 2019	Rafael Villanueva		PROAM	1	13	11	2:12.569			158.1
2	22	PZ Oberer Zürichsee by TFT		Porsche 911 Cup MY 2018	Bas Schouten		PROAM	2	14	5	2:12.605	0.036	0.036	158.0
3	10	Baporo Motorsport		Audi R8 LMS	Manel Cerqueda		AM	1	14	4	2:12.618	0.049	0.013	158.0
4	22	PZ Oberer Zürichsee by TFT		Porsche 911 Cup MY 2018	Niki Leutwiler		PROAM	3	11	6	2:12.653	0.084	0.035	158.0
5	99	Sports and You		Mercedes AMG GT4 HP 2019	Antonio Coimbra		AM	2	14	9	2:12.710	0.141	0.057	157.9
6	77	Team Virage		Aston Martin Vantage	Robert Hefler		PROAM	4	11	9	2:12.885	0.316	0.175	157.7
7	67	GDL Racing		Porsche 911 GT3 Cup 2018	Mario Cordoni		AM	3	25	9	2:12.898	0.329	0.013	157.7
8	77	Team Virage		Aston Martin Vantage	Philippe Valenza		PROAM	5	10	8	2:12.986	0.417	0.088	157.6
9	10	Baporo Motorsport		Audi R8 LMS	Daniel Díaz-Varela		AM	4	11	9	2:13.040	0.471	0.054	157.5
10	99	Sports and You		Mercedes AMG GT4 HP 2019	Luis Silva		AM	5	11	6	2:14.743	2.174	1.703	155.5
11	15	NM Racing Team		Mercedes AMG GT4 HP 2019	Alberto de Martin		PROAM	6	12	9	2:15.088	2.519	0.345	155.1
12	66	GDL Racing		Porsche 911 GT3 Cup 2018	Roberto Rayneri		AM	6	25	17	2:17.384	4.815	2.296	152.5
13	26	NM Racing Team		Transam Euro 2018	Albert Estragues		AM	7	6	2	2:20.334	7.765	2.950	149.3
14	19	PROsport Racing		Aston Martin Vantage	Rodrigue Gillion		PROAM	7	6	1	2:33.323	20.754	12.989	136.6
15	51	Ombra Racing		Porsche 911 GT3 Cup 2018	Aldo Festante		PROAM	8	1	1	3:55.574	1:43.00	1:22.251	88.9





Paul Ricard
GT Cup Open Europe
Race - 1

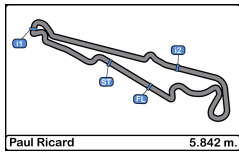


Distance and Speed Average

Paul Ricard 5.842 m.

Cls	Nº	Entrant/Team	Nat	Driver 1	Nat	Driver 2	Nat	Vehicle	Cat	Cls	Laps	Distance	Total Time	Km/h
1	10	Baporo Motorsport	ESP	Daniel Díaz-Varela	ESP	<u>Manel Cerqueda</u>	AND	Audi R8 LMS	AM	1	25	145.55	57:03.452	153.0
2	22	PZ Oberer Zürichsee by TFT	CHE	<u>Niki Leutwiler</u>	CHE	Bas Schouten	NLD	Porsche 911 Cup MY 2018	PROAM	1	25	145.55	57:04.025	153.0
3	15	NM Racing Team	ESP	Alberto de Martin	ESP	<u>Rafael Villanueva</u>	ESP	Mercedes AMG GT4 HP 2019	PROAM	2	25	145.55	57:17.153	152.4
4	99	Sports and You	PRT	<u>Antonio Coimbra</u>	PRT	Luis Silva	PRT	Mercedes AMG GT4 HP 2019	AM	2	25	145.55	57:24.272	152.1
5	67	GDL Racing	SMR	Mario Cordoni	ITA			Porsche 911 GT3 Cup 2018	AM	3	25	145.55	58:37.238	148.9
6	66	GDL Racing	SMR	Roberto Rayneri	ITA			Porsche 911 GT3 Cup 2018	AM	4	25	145.55	59:07.093	147.7
7	77	Team Virage	POL	<u>Robert Hefler</u>	HUN	Philippe Valenza	ESP	Aston Martin Vantage	PROAM	3	21	122.26	50:48.672	144.3
Not classified: (Requirements: 75% of number laps of leader = 19 Laps)														
26		NM Racing Team	ESP	Albert Estragues	ESP			Transam Euro 2018	AM	5	6	34.93	14:28.055	144.8
19		PROsport Racing	DEU	<u>Rodrigue Gillion</u>	BEL	Nico Verdonck	BEL	Aston Martin Vantage	PROAM	4	6	34.93	58:40.379	35.7
51		Ombra Racing	ITA	Aldo Festante	ITA			Porsche 911 GT3 Cup 2018	PROAM	5	1	05.82	3:55.574	88.9
13		Baporo Motorsport	ESP	Jaume Font	ESP			Porsche 991 Cup MY 2018	AM	6				





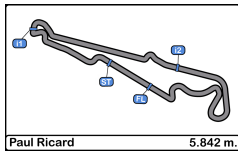
Paul Ricard
GT Cup Open Europe
Race - 1
Lap Analysis



10							15								
AM							PROAM								
Lap	D	Time	Sector 1	Sector 2	Sector 3	T. Spd	Elapsed	Lap	D	Time	Sector 1	Sector 2	Sector 3	T. Spd	Elapsed
1	2	2:20.438	42.351	40.300	57.787	218.1	2:20.438	1	2	2:17.139	40.667	39.963	56.509	223.1	2:17.139
2	2	2:13.188	36.657	39.686	56.845	234.2	4:33.626	2	2	2:13.217	36.771	39.804	56.642	235.8	4:30.356
3	2	2:13.218	37.469	39.313	56.436	235.8	6:46.844	3	2	2:12.999	36.635	39.537	56.827	235.2	6:43.355
4	2	2:12.618	36.491	39.525	56.602	234.2	8:59.462	4	2	2:12.793	36.389	39.740	56.664	234.7	8:56.148
5	2	2:13.500	36.751	39.998	56.751	233.2	11:12.962	5	2	2:13.591	36.387	40.234	56.970	235.8	11:09.739
6	2	2:13.199	36.628	39.990	56.581	232.2	13:26.161	6	2	2:12.792	36.176	39.581	57.035	235.8	13:22.531
7	2	2:13.880	36.587	38.447	58.846	232.7	15:40.041	7	2	2:12.647	36.319	39.559	56.769	234.7	15:35.178
8	2	2:12.780	36.689	39.430	56.661	233.2	17:52.821	8	2	2:12.748	36.289	39.667	56.792	235.2	17:47.926
9	2	2:13.036	36.902	39.787	56.347	232.2	20:05.857	9	2	2:12.724	36.387	39.519	56.818	234.7	20:00.650
10	2	2:13.309	36.602	39.714	56.993	233.2	22:19.166	10	2	2:12.837	36.356	39.555	56.926	234.7	22:13.487
11	2	2:12.801	36.428	39.815	56.558	233.7	24:31.967	11	2	2:12.569	36.147	39.501	56.921	235.8	24:26.056
12	2	2:13.692	37.113	39.692	56.887	230.2	26:45.659	12	2	2:12.845	36.489	39.438	56.918	235.2	26:38.901
13	2	2:14.613	37.258	40.627	56.728	235.2	29:00.272	13	2	2:23.139 P	36.262	39.498	1:07.379	235.8	29:02.040
14	2	3:09.382 P	36.573	40.418	1:52.391	232.7	32:09.654	14	1	3:20.134	1:41.784	40.474	57.876	139.7	32:22.174
15	1	2:33.950	55.804	40.346	57.800	133.8	34:43.604	15	1	2:15.296	37.763	40.244	57.289	233.7	34:37.470
16	1	2:13.906	37.017	39.697	57.192	231.2	36:57.510	16	1	2:15.497	37.533	39.975	57.989	234.7	36:52.967
17	1	2:13.882	36.876	39.617	57.389	231.7	39:11.392	17	1	2:15.619	37.451	40.193	57.975	234.7	39:08.586
18	1	2:13.685	37.066	39.607	57.012	231.7	41:25.077	18	1	2:15.176	37.662	39.862	57.652	234.7	41:23.762
19	1	2:14.731	36.610	40.118	58.003	233.2	43:39.808	19	1	2:16.242	37.391	40.348	58.503	234.2	43:40.004
20	1	2:13.952	37.044	39.764	57.144	230.2	45:53.760	20	1	2:15.981	38.036	40.162	57.783	233.7	45:55.985
21	1	2:14.160	36.838	39.866	57.456	231.7	48:07.920	21	1	2:15.877	37.068	40.265	58.544	236.3	48:11.862
22	1	2:14.494	36.907	39.970	57.617	231.2	50:22.414	22	1	2:15.088	37.679	39.869	57.540	216.4	50:26.950
23	1	2:13.040	36.535	39.384	57.121	232.7	52:35.454	23	1	2:15.846	36.876	40.934	58.036	237.8	52:42.796
24	1	2:14.044	36.889	39.887	57.268	231.7	54:49.498	24	1	2:16.914	37.576	40.322	59.016	235.8	54:59.710
25	1	2:13.954	36.696	39.747	57.511	231.2	57:03.452	25	1	2:17.443	37.751	41.024	58.668	235.2	57:17.153

13							19								
AM							PROAM								
Lap	D	Time	Sector 1	Sector 2	Sector 3	T. Spd	Elapsed	Lap	D	Time	Sector 1	Sector 2	Sector 3	T. Spd	Elapsed
1			3:56.501	47.274		220.8		1	1	2:33.323	43.412	42.355	1:07.556	228.3	2:33.323
								2	1	2:39.205 P	42.318	46.012	1:10.875	189.1	5:12.528
								3	1	6:16.532 P	4:18.752	47.103	1:10.677	131.8	11:29.060
								4	1	6:12.256	4:30.367	42.865	59.024	121.6	17:41.316
								5	1	2:40.308 P	46.075	45.130	1:09.103	150.6	20:21.624
								6	1	38:18.755 P	36:24.871	43.799	1:10.085	120.6	58:40.379





Paul Ricard
GT Cup Open Europe
Race - 1
Lap Analysis

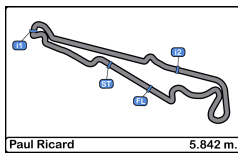


22							66								
PROAM			Porsche 911 Cup MY 2018				AM			GDL Racing					
Lap	D	Time	Sector 1	Sector 2	Sector 3	T. Spd	Elapsed	Lap	D	Time	Sector 1	Sector 2	Sector 3	T. Spd	Elapsed
1	1	2:19.481	42.678	40.152	56.651	217.7	2:19.481	1		2:31.413	46.665	43.471	1:01.277	223.1	2:31.413
2	1	2:13.891	36.476	40.190	57.225	230.7	4:33.372	2		2:18.772	38.424	41.748	58.600	224.5	4:50.185
3	1	2:14.734	38.136	39.700	56.898	229.7	6:48.106	3		2:19.139	38.652	41.619	58.868	225.4	7:09.324
4	1	2:12.659	36.488	39.766	56.405	229.7	9:00.765	4		2:19.032	38.012	41.412	59.608	225.0	9:28.356
5	1	2:13.266	36.462	40.300	56.504	230.7	11:14.031	5		2:18.983	38.481	41.413	59.089	224.5	11:47.339
6	1	2:12.653	36.266	39.714	56.673	229.7	13:26.684	6		2:18.968	37.877	42.570	58.521	225.4	14:06.307
7	1	2:13.948	36.598	39.967	57.383	232.2	15:40.632	7		2:18.373	38.420	41.233	58.720	225.4	16:24.680
8	1	2:12.788	36.605	39.487	56.696	231.7	17:53.420	8		2:18.260	38.190	41.197	58.873	224.5	18:42.940
9	1	2:13.083	36.586	39.842	56.655	231.2	20:06.503	9		2:18.563	38.261	41.722	58.580	225.0	21:01.503
10	1	2:13.785	36.501	39.788	57.496	230.2	22:20.288	10		2:18.024	38.078	41.095	58.851	224.5	23:19.527
11	1	2:19.936 P	36.316	39.674	1:03.946	229.7	24:40.224	11		2:18.101	38.100	41.504	58.497	224.5	25:37.628
12	2	3:31.952	1:55.108	39.906	56.938	137.2	28:12.176	12		2:25.118 P	38.133	41.590	1:05.395	225.9	28:02.746
13	2	2:13.809	36.779	39.817	57.213	227.8	30:25.985	13		3:20.825	1:40.843	41.495	58.487	122.7	31:23.571
14	2	2:12.939	36.415	39.784	56.740	227.8	32:38.924	14		2:18.236	38.056	41.580	58.600	224.0	33:41.807
15	2	2:12.997	36.574	39.907	56.516	229.7	34:51.921	15		2:18.450	38.410	41.357	58.683	225.4	36:00.257
16	2	2:12.605	36.539	39.819	56.247	228.8	37:04.526	16		2:17.633	37.965	41.153	58.515	225.4	38:17.890
17	2	2:13.125	36.361	39.869	56.895	230.7	39:17.651	17		2:17.384	38.182	40.942	58.260	225.9	40:35.274
18	2	2:13.288	36.585	39.870	56.833	229.2	41:30.939	18		2:17.675	38.329	40.880	58.466	226.4	42:52.949
19	2	2:12.875	36.443	39.711	56.721	229.2	43:43.814	19		2:18.559	37.879	41.154	59.526	227.3	45:11.508
20	2	2:12.986	36.573	39.675	56.738	229.2	45:56.800	20		2:18.189	38.164	40.999	59.026	225.9	47:29.697
21	2	2:14.779	36.894	40.128	57.757	230.2	48:11.579	21		2:20.016	37.932	42.740	59.344	225.4	49:49.713
22	2	2:13.090	36.742	39.770	56.578	229.2	50:24.669	22		2:20.654	38.476	42.626	59.552	223.6	52:10.367
23	2	2:12.747	36.525	39.687	56.535	229.7	52:37.416	23		2:18.959	37.955	42.071	58.933	225.0	54:29.326
24	2	2:13.430	36.824	39.770	56.836	229.2	54:50.846	24		2:19.298	38.221	42.115	58.962	223.1	56:48.624
25	2	2:13.179	36.677	39.653	56.849	230.2	57:04.025	25		2:18.469	38.240	41.531	58.698	225.4	59:07.093

26							67								
AM			Transam Euro 2018				AM			GDL Racing					
Lap	D	Time	Sector 1	Sector 2	Sector 3	T. Spd	Elapsed	Lap	D	Time	Sector 1	Sector 2	Sector 3	T. Spd	Elapsed
1		2:29.060	45.158	42.261	1:01.641	183.0	2:29.060	1		2:22.300	44.430	40.945	56.925	225.4	2:22.300
2		2:20.334	38.794	41.741	59.799	217.7	4:49.394	2		2:13.799	37.044	39.982	56.773	230.2	4:36.099
3		2:21.889	39.954	41.906	1:00.029	202.6	7:11.283	3		2:15.009	36.654	39.930	58.425	230.2	6:51.108
4		2:20.542	38.664	42.035	59.843	215.1	9:31.825	4		2:14.748	37.720	40.116	56.912	228.8	9:05.856
5		2:23.340	39.032	42.952	1:01.356	212.5	11:55.165	5		2:13.863	36.718	39.780	57.365	228.8	11:19.719
6		2:32.890 P	40.390	43.920	1:08.580	201.1	14:28.055	6		2:13.320	36.505	40.031	56.784	229.7	13:33.039

51															
PROAM			Porsche 911 GT3 Cup 2018												
Lap	D	Time	Sector 1	Sector 2	Sector 3	T. Spd	Elapsed	Lap	D	Time	Sector 1	Sector 2	Sector 3	T. Spd	Elapsed
1		3:55.574 P	1:19.292	1:00.865	1:35.417	217.7	3:55.574	7		2:20.849 P	36.763	40.211	1:03.875	229.2	15:53.888
								8		2:29.978	53.505	39.819	56.654	137.9	18:23.866
								9		2:12.898	36.514	39.883	56.501	227.8	20:36.764
								10		2:13.353	36.699	39.699	56.955	227.8	22:50.117
								11		2:20.313 P	36.806	39.834	1:03.673	227.8	25:10.430
								12		3:19.458	1:42.647	39.793	57.018	138.2	28:29.888
								13		2:13.531	36.513	39.820	57.198	228.8	30:43.419
								14		2:13.478	36.605	39.796	57.077	227.8	32:56.897
								15		2:13.921	36.588	40.332	57.001	229.7	35:10.818
								16		2:13.632	36.676	39.892	57.064	227.3	37:24.450
								17		2:13.903	36.924	39.889	57.090	228.8	39:38.353
								18		2:14.274	36.985	40.040	57.249	228.8	41:52.627
								19		2:13.549	36.866	37.826	58.857	227.3	44:06.176
								20		2:15.268	37.967	40.067	57.234	220.8	46:21.444
								21		2:36.484 P	37.030	41.137	1:18.317	227.8	48:57.928
								22		2:49.065	1:11.067	40.859	57.139	138.9	51:46.993
								23		2:15.240	37.254	40.306	57.680	226.8	54:02.233
								24		2:16.981	37.563	40.582	58.836	227.3	56:19.214
								25		2:18.024	37.913	40.994	59.117	227.3	58:37.238





Paul Ricard
GT Cup Open Europe
Race - 1
Lap Analysis



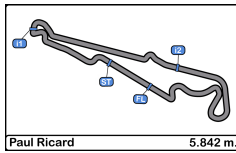
77 1 Robert Hefler Aston Martin Vantage
 PROAM 2 Philippe Valenza Team Virage

Lap	D	Time	Sector 1	Sector 2	Sector 3	T. Spd	Elapsed
1	1	2:20.998	43.808	39.843	57.347	212.1	2:20.998
2	1	2:14.110	37.055	39.608	57.447	236.8	4:35.108
3	1	3:11.725	36.786	39.822	1:55.117	236.3	7:46.833
4	1	2:22.619	42.151	42.288	58.180	221.3	10:09.452
5	1	2:13.975	37.133	39.505	57.337	231.2	12:23.427
6	1	2:13.764	36.896	39.943	56.925	233.7	14:37.191
7	1	2:13.126	36.626	39.659	56.841	234.2	16:50.317
8	1	2:13.588	36.626	39.978	56.984	233.7	19:03.905
9	1	2:12.885	36.621	39.508	56.756	233.7	21:16.790
10	1	2:15.378	36.791	40.958	57.629	233.2	23:32.168
11	1	2:20.197 P	36.469	40.106	1:03.622	230.7	25:52.365
12	2	3:34.754	1:57.572	40.025	57.157	137.4	29:27.119
13	2	2:13.828	36.789	39.894	57.145	233.7	31:40.947
14	2	2:14.115	36.536	39.694	57.885	233.7	33:55.062
15	2	2:14.096	37.150	39.994	56.952	229.7	36:09.158
16	2	2:13.523	36.658	39.660	57.205	234.2	38:22.681
17	2	2:13.365	36.780	39.761	56.824	231.2	40:36.046
18	2	2:13.473	36.489	39.791	57.193	234.7	42:49.519
19	2	2:12.986	36.369	39.672	56.945	234.7	45:02.505
20	2	2:13.395	36.580	39.638	57.177	234.2	47:15.900
21	2	3:32.772 P	39.174	1:12.244	1:41.354	231.2	50:48.672

99 1 Antonio Coimbra Mercedes AMG GT4 HP 2019
 AM 2 Luis Silva Sports and You

Lap	D	Time	Sector 1	Sector 2	Sector 3	T. Spd	Elapsed
1	1	2:18.507	41.461	40.210	56.836	220.4	2:18.507
2	1	2:14.364	36.931	40.224	57.209	232.7	4:32.871
3	1	2:13.481	37.019	39.854	56.608	232.2	6:46.352
4	1	2:12.725	36.384	39.761	56.580	232.2	8:59.077
5	1	2:13.432	36.443	40.130	56.859	232.2	11:12.509
6	1	2:13.160	36.372	39.729	57.059	232.2	13:25.669
7	1	2:13.813	36.734	40.245	56.834	231.7	15:39.482
8	1	2:13.064	36.442	39.677	56.945	232.7	17:52.546
9	1	2:12.710	36.612	39.584	56.514	232.2	20:05.256
10	1	2:13.242	36.654	39.680	56.908	232.2	22:18.498
11	1	2:13.157	36.557	39.884	56.716	232.7	24:31.655
12	1	2:13.729	36.868	39.855	57.006	231.7	26:45.384
13	1	2:14.287	37.394	40.201	56.692	232.7	28:59.671
14	1	3:10.355 P	36.874	40.029	1:53.452	231.7	32:10.026
15	2	2:35.239	56.073	40.762	58.404	136.0	34:45.265
16	2	2:16.607	37.317	40.595	58.695	231.2	37:01.872
17	2	2:17.651	37.561	40.894	59.196	231.2	39:19.523
18	2	2:16.018	37.389	40.321	58.308	231.7	41:35.541
19	2	2:16.336	37.753	40.461	58.122	232.2	43:51.877
20	2	2:14.743	37.402	39.784	57.557	232.7	46:06.620
21	2	2:15.315	37.747	39.957	57.611	231.7	48:21.935
22	2	2:15.342	37.441	40.027	57.874	231.2	50:37.277
23	2	2:15.748	37.399	40.535	57.814	232.2	52:53.025
24	2	2:15.141	37.338	40.068	57.735	231.7	55:08.166
25	2	2:16.106	37.681	40.364	58.061	232.2	57:24.272





Paul Ricard
GT Cup Open Europe
Race - 1
Analysis by Lap



Num	Lap Time	Gap
Lap 1		
15	2:17.139	
99	2:18.507	01.368
22	2:19.481	02.342
10	2:20.438	03.299
77	2:20.998	03.859
67	2:22.300	05.161
26	2:29.060	11.921
66	2:31.413	14.274
19	2:33.323	16.184
51	3:55.574	1:38.435
Num Lap Time Gap		
Lap 2		
15	2:13.217	
99	2:14.364	02.515
22	2:13.891	03.016
10	2:13.188	03.270
77	2:14.110	04.752
67	2:13.799	05.743
26	2:20.334	19.038
66	2:18.772	19.829
19	2:39.205	42.172
Num Lap Time Gap		
Lap 3		
15	2:12.999	
99	2:13.481	02.997
10	2:13.218	03.489
22	2:14.734	04.751
67	2:15.009	07.753
66	2:19.139	25.969
26	2:21.889	27.928
77	3:11.725	1:03.478
Num Lap Time Gap		
Lap 4		
15	2:12.793	
99	2:12.725	02.929
10	2:12.618	03.314
22	2:12.659	04.617
67	2:14.748	09.708
66	2:19.032	32.208

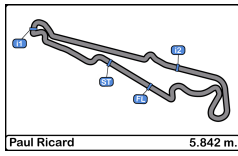
Num	Lap Time	Gap
26	2:20.542	35.677
77	2:22.619	1:13.304
Num Lap Time Gap		
Lap 5		
15	2:13.591	
99	2:13.432	02.770
10	2:13.500	03.223
22	2:13.266	04.292
67	2:13.863	09.980
19	6:16.532	2 Laps
66	2:18.983	37.600
26	2:23.340	45.426
77	2:13.975	1:13.688
Num Lap Time Gap		
Lap 6		
15	2:12.792	
99	2:13.160	03.138
10	2:13.199	03.630
22	2:12.653	04.153
67	2:13.320	10.508
66	2:18.968	43.776
26	2:32.890	1:05.524
77	2:13.764	1:14.660
Num Lap Time Gap		
Lap 7		
15	2:12.647	
99	2:13.813	04.304
10	2:13.880	04.863
22	2:13.948	05.454
67	2:20.849	18.710
66	2:18.373	49.502
77	2:13.126	1:15.139
19	6:12.256	3 Laps
Num Lap Time Gap		
Lap 8		
15	2:12.748	
99	2:13.064	04.620
10	2:12.780	04.895
22	2:12.788	05.494
67	2:29.978	35.940

Num	Lap Time	Gap
66	2:18.260	55.014
77	2:13.588	1:15.979
Num Lap Time Gap		
Lap 9		
15	2:12.724	
99	2:12.710	04.606
10	2:13.036	05.207
22	2:13.083	05.853
19	2:40.308	4 Laps
67	2:12.898	36.114
66	2:18.563	1:00.853
77	2:12.885	1:16.140
Num Lap Time Gap		
Lap 10		
15	2:12.837	
99	2:13.242	05.011
10	2:13.309	05.679
22	2:13.785	06.801
67	2:13.353	36.630
66	2:18.024	1:06.040
77	2:15.378	1:18.681
Num Lap Time Gap		
Lap 11		
15	2:12.569	
99	2:13.157	05.599
10	2:12.801	05.911
22	2:19.936	14.168
67	2:20.313	44.374
66	2:18.101	1:11.572
77	2:20.197	1:26.309
Num Lap Time Gap		
Lap 12		
15	2:12.845	
99	2:13.729	06.483
10	2:13.692	06.758
66	2:25.118	1:23.845
22	3:31.952	1:33.275
67	3:19.458	1:50.987

Num	Lap Time	Gap
Lap 13		
99	2:14.287	
10	2:14.613	00.601
15	2:23.139	02.369
77	3:34.754	1 Lap
22	2:13.809	1:26.314
67	2:13.531	1:43.748
66	3:20.825	2:23.900
77	2:13.828	2:41.276
Num Lap Time Gap		
Lap 14		
10	3:09.382	
99	3:10.355	00.372
15	3:20.134	12.520
22	2:12.939	29.270
67	2:13.478	47.243
66	2:18.236	1:32.153
77	2:14.115	1:45.408
Num Lap Time Gap		
Lap 15		
15	2:15.296	
10	2:33.950	06.134
99	2:35.239	07.795
22	2:12.997	14.451
67	2:13.921	33.348
66	2:18.450	1:22.787
77	2:14.096	1:31.688
Num Lap Time Gap		
Lap 16		
15	2:15.497	
10	2:13.906	04.543
99	2:16.607	08.905
22	2:12.605	11.559
67	2:13.632	31.483
66	2:17.633	1:24.923
77	2:13.523	1:29.714
Num Lap Time Gap		
Lap 17		
15	2:15.619	
10	2:13.882	02.806

Num	Lap Time	Gap
22	2:13.125	09.065
99	2:17.651	10.937
67	2:13.903	29.767
66	2:17.384	1:26.688
77	2:13.365	1:27.460
Num Lap Time Gap		
Lap 18		
15	2:15.176	
10	2:13.685	01.315
22	2:13.288	07.177
99	2:16.018	11.779
67	2:14.274	28.865
77	2:13.473	1:25.757
66	2:17.675	1:29.187
Num Lap Time Gap		
Lap 19		
10	2:14.731	
15	2:16.242	00.196
22	2:12.875	04.006
99	2:16.336	12.069
67	2:13.549	26.368
77	2:12.986	1:22.697
66	2:18.559	1:31.700
Num Lap Time Gap		
Lap 20		
10	2:13.952	
15	2:15.981	02.225
22	2:12.986	03.040
99	2:14.743	12.860
67	2:15.268	27.684
77	2:13.395	1:22.140
66	2:18.189	1:35.937
Num Lap Time Gap		
Lap 21		
10	2:14.160	
22	2:14.779	03.659
15	2:15.877	03.942
99	2:15.315	14.015
67	2:36.484	50.008
66	2:20.016	1:41.793





Paul Ricard
GT Cup Open Europe
Race - 1
Analysis by Lap



Num	Lap Time	Gap
-----	----------	-----

Lap 22

10	2:14.494	
22	2:13.090	02.255
15	2:15.088	04.536
99	2:15.342	14.863
77	3:32.772	1 Lap
67	2:49.065	1:24.579
66	2:20.654	1:47.953

Num	Lap Time	Gap
-----	----------	-----

Lap 23

10	2:13.040	
22	2:12.747	01.962
15	2:15.846	07.342
99	2:15.748	17.571
67	2:15.240	1:26.779
66	2:18.959	1:53.872

Num	Lap Time	Gap
-----	----------	-----

Lap 24

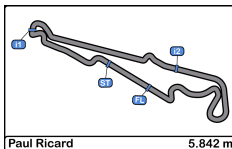
10	2:14.044	
22	2:13.430	01.348
15	2:16.914	10.212
99	2:15.141	18.668
67	2:16.981	1:29.716
66	2:19.298	1:59.126

Num	Lap Time	Gap
-----	----------	-----

Lap 25

10	2:13.954	
22	2:13.179	00.573
15	2:17.443	13.701
99	2:16.106	20.820
67	2:18.024	1:33.786
19	38:18.755	19 Laps
66	2:18.469	2:03.641



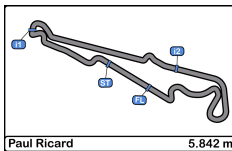


Paul Ricard
GT Cup Open Europe
Race - 1
Best Sectors Results



Sector - 1				Sector - 2				Sector - 3				Ideal Lap vs Best Lap				
Clas	Nº	Driver	Time	Nº	Driver	Time	Nº	Driver	Time	Clas	Nº	Driver	Ideal Lap	Best Lap	Clas	
1	15	de Martin - Villanueva	36.147	67	Mario Cordoni	37.826	22	Leutwiler - Schouten	56.247	1	67	Mario Cordoni	2:10.832	2:12.898	6	
2	22	Leutwiler - Schouten	36.266	10	Díaz-Varela - Cerqueda	38.447	10	Díaz-Varela - Cerqueda	56.347	2	10	Díaz-Varela - Cerqueda	2:11.222	2:12.618	3	
3	77	Hefler - Valenza	36.369	15	de Martin - Villanueva	39.438	67	Mario Cordoni	56.501	3	22	Leutwiler - Schouten	2:12.000	2:12.605	2	
4	99	Coimbra - Silva	36.372	22	Leutwiler - Schouten	39.487	15	de Martin - Villanueva	56.509	4	15	de Martin - Villanueva	2:12.094	2:12.569	1	
5	10	Díaz-Varela - Cerqueda	36.428	77	Hefler - Valenza	39.505	99	Coimbra - Silva	56.514	5	99	Coimbra - Silva	2:12.470	2:12.710	4	
6	67	Mario Cordoni	36.505	99	Coimbra - Silva	39.584	77	Hefler - Valenza	56.756	6	77	Hefler - Valenza	2:12.630	2:12.885	5	
7	66	Roberto Rayneri	37.877	66	Roberto Rayneri	40.880	66	Roberto Rayneri	58.260	7	66	Roberto Rayneri	2:17.017	2:17.384	7	
8	26	Albert Estragues	38.664	26	Albert Estragues	41.741	19	Gillion - Verdonck	59.024	8	26	Albert Estragues	2:20.204	2:20.334	8	
9	19	Gillion - Verdonck	42.318	19	Gillion - Verdonck	42.355	26	Albert Estragues	59.799	9	19	Gillion - Verdonck	2:23.697	2:33.323	9	
10	51	Aldo Festante	1:19.292	13	Jaume Font	47.274	51	Aldo Festante	1:35.417	10	51	Aldo Festante	3:55.574	3:55.574	10	
11	13	Jaume Font	3:56.501	51	Aldo Festante	1:00.865	13	Jaume Font	Transpon	11	13	Jaume Font	Transpon	Transpo	11	



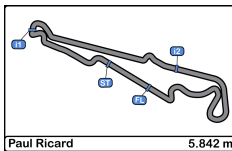


Paul Ricard
GT Cup Open Europe
Race - 1
Leader Sequence



Nº	Entrant/Team	Nat	Driver 1	Nat	Driver 2	Nat	Vehicle	Cat	Start Lap	End Lap	Laps	Total Laps
15	NM Racing Team		Alberto de Martin		<u>Rafael Villanueva</u>		Mercedes AMG GT4 HP 2019	PROAM	1	12	12	12
99	Sports and You		<u>Antonio Coimbra</u>		Luis Silva		Mercedes AMG GT4 HP 2019	AM	13	13	1	1
10	Baporo Motorsport		Daniel Díaz-Varela		<u>Manel Cerqueda</u>		Audi R8 LMS	AM	14	14	1	1
15	NM Racing Team		Alberto de Martin		<u>Rafael Villanueva</u>		Mercedes AMG GT4 HP 2019	PROAM	15	18	4	16
10	Baporo Motorsport		Daniel Díaz-Varela		<u>Manel Cerqueda</u>		Audi R8 LMS	AM	19	25	7	8





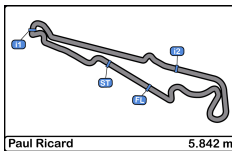
Paul Ricard
GT Cup Open Europe
Race - 1
Best 5 Lap Times



Paul Ricard 5.842 m.

Cl	N°	Entrant/Team	Nat	Driver 1	Nat	Status	Driver 2	Nat	Status	Vehicle	Cat	Cl	Best 1		Best 2		Best 3		Best 4		Best 5		
													Time	Lap	Time	Lap	Time	Lap	Time	Lap	Time	Lap	
1	15	NM Racing Team	ESP	Alberto de Martin	ESP		Rafael Villanueva	ESP		Mercedes AMG GT4 HP 2019	PROAM	1	2:12.569	11	2:12.647	7	2:12.724	9	2:12.748	8	2:12.792	6	
2	22	PZ Oberer Zürichsee by TFT	CHE	Niki Leutwiler	CHE		Bas Schouten	NLD		Porsche 911 Cup MY 2018	PROAM	2	2:12.605	16	2:12.653	6	2:12.659	4	2:12.747	23	2:12.788	8	
3	10	Baporo Motorsport	ESP	Daniel Díaz-Varela	ESP		Manel Cerqueda	AND		Audi R8 LMS	AM	1	2:12.618	4	2:12.780	8	2:12.801	11	2:13.036	9	2:13.040	23	
4	99	Sports and You	PRT	Antonio Coimbra	PRT		Luis Silva	PRT		Mercedes AMG GT4 HP 2019	AM	2	2:12.710	9	2:12.725	4	2:13.064	8	2:13.157	11	2:13.160	6	
5	77	Team Virage	POL	Robert Hefler	HUN		Philippe Valenza	ESP		Aston Martin Vantage	PROAM	3	2:12.885	9	2:12.986	19	2:13.126	7	2:13.365	17	2:13.395	20	
6	67	GDL Racing	SMR	Mario Cordoni	ITA					Porsche 911 GT3 Cup 2018	AM	3	2:12.898	9	2:13.320	6	2:13.353	10	2:13.478	14	2:13.531	13	
7	66	GDL Racing	SMR	Roberto Rayneri	ITA					Porsche 911 GT3 Cup 2018	AM	4	2:17.384	17	2:17.633	16	2:17.675	18	2:18.024	10	2:18.101	11	
8	26	NM Racing Team	ESP	Albert Estragues	ESP					Transam Euro 2018	AM	5	2:20.334	2	2:20.542	4	2:21.889	3	2:23.340	5	2:29.060	1	
9	19	PROsport Racing	DEU	Rodrique Gillion	BEL		Nico Verdonck	BEL		Aston Martin Vantage	PROAM	4	2:33.323	1	2:39.205	2	2:40.308	5	6:12.256	4	6:16.532	3	
10	51	Ombra Racing	ITA	Aldo Festante	ITA					Porsche 911 GT3 Cup 2018	PROAM	5	3:55.574	1									
11	13	Baporo Motorsport	ESP	Jaume Font	ESP					Porsche 991 Cup MY 2018	AM	6											



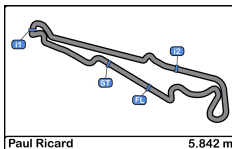


Paul Ricard
GT Cup Open Europe
Race - 1
Best 5 Top Speeds



Cl	N°	Entrant/Team	Nat	Driver 1	Nat	Driver 2	Nat	Vehicle	Cat	Cl	Top 1		Top 2		Top 3		Top 4		Top 5		Avg
											Km/h	Lap	Km/h	Lap	Km/h	Lap	Km/h	Lap	Km/h	Lap	
1	15	NM Racing Team	ESP	Alberto de Martin	ESP	Rafael Villanueva	ESP	Mercedes AMG GT4 HP 2019	PROAM	1	237.8	23	236.3	21	235.8	2	235.8	5	235.8	6	236.3
2	77	Team Virage	POL	Robert Hefler	HUN	Philippe Valenza	ESP	Aston Martin Vantage	PROAM	2	236.8	2	236.3	3	234.7	18	234.7	19	234.2	7	235.4
3	10	Baporo Motorsport	ESP	Daniel Díaz-Varela	ESP	Manel Cerqueda	AND	Audi R8 LMS	AM	1	235.8	3	235.2	13	234.2	2	234.2	4	233.7	11	234.6
4	99	Sports and You	PRT	Antonio Coimbra	PRT	Luis Silva	PRT	Mercedes AMG GT4 HP 2019	AM	2	232.7	2	232.7	8	232.7	11	232.7	13	232.7	20	232.7
5	22	PZ Oberer Zürichsee by TFT	CHE	Niki Leutwiler	CHE	Bas Schouten	NLD	Porsche 911 Cup MY 2018	PROAM	3	232.2	7	231.7	8	231.2	9	230.7	2	230.7	5	231.3
6	67	GDL Racing	SMR	Mario Cordoni	ITA			Porsche 911 GT3 Cup 2018	AM	3	230.2	2	230.2	3	229.7	6	229.7	15	229.2	7	229.8
7	19	PROsport Racing	DEU	Rodrique Gillion	BEL	Nico Verdonck	BEL	Aston Martin Vantage	PROAM	4	228.3	1	189.1	2	150.6	5	131.8	3	121.6	4	164.3
8	66	GDL Racing	SMR	Roberto Rayneri	ITA			Porsche 911 GT3 Cup 2018	AM	4	227.3	19	226.4	18	225.9	12	225.9	17	225.9	20	226.3
9	13	Baporo Motorsport	ESP	Jaume Font	ESP			Porsche 991 Cup MY 2018	AM	5	220.8	1									220.8
10	26	NM Racing Team	ESP	Albert Estragues	ESP			Transam Euro 2018	AM	6	217.7	2	215.1	4	212.5	5	202.6	3	201.1	6	209.8
11	51	Ombra Racing	ITA	Aldo Festante	ITA			Porsche 911 GT3 Cup 2018	PROAM	5	217.7	1									217.7



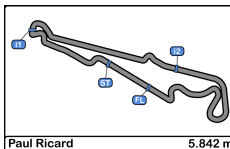


Paul Ricard
GT Cup Open Europe
Race - 1
Fastest Laps Sequence



Lap	Time of Day	Session Time	Nº	Entrant/Team	Nat	Driver 1	Nat	Driver 2	Nat	Vehicle	Cat	Time	Km/h
2	14:28:51.415	4:30.415	15	NM Racing Team		Alberto de Martin		<u>Rafael Villanueva</u>		Mercedes AMG GT4 HP 2019	PROAM	2:13.217	157.3
2	14:28:54.685	4:33.685	10	Baporo Motorsport		Daniel Díaz-Varela		<u>Manel Cerqueda</u>		Audi R8 LMS	AM	2:13.188	157.3
3	14:31:04.414	6:43.414	15	NM Racing Team		Alberto de Martin		<u>Rafael Villanueva</u>		Mercedes AMG GT4 HP 2019	PROAM	2:12.999	157.5
4	14:33:17.207	8:56.207	15	NM Racing Team		Alberto de Martin		<u>Rafael Villanueva</u>		Mercedes AMG GT4 HP 2019	PROAM	2:12.793	157.8
4	14:33:20.136	8:59.136	99	Sports and You		<u>Antonio Coimbra</u>		Luis Silva		Mercedes AMG GT4 HP 2019	AM	2:12.725	157.9
4	14:33:20.521	8:59.521	10	Baporo Motorsport		Daniel Díaz-Varela		<u>Manel Cerqueda</u>		Audi R8 LMS	AM	2:12.618	158.0
11	14:48:47.115	24:26.115	15	NM Racing Team		Alberto de Martin		<u>Rafael Villanueva</u>		Mercedes AMG GT4 HP 2019	PROAM	2:12.569	158.1





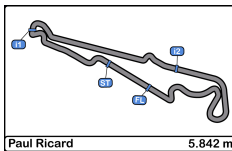
Paul Ricard
GT Cup Open Europe
Race - 1

Event Best Maximum Speed



Nº	Entrant/Team	Nat	Driver 1	Nat	Driver 2	Nat	Vehicle	Cat	Km/h	Session
15	NM Racing Team		Alberto de Martin		Rafael Villanueva		Mercedes AMG GT4 HP 2019	PROAM	244.3	Private test
99	Sports and You		Antonio Coimbra		Luis Silva		Mercedes AMG GT4 HP 2019	AM	244.3	Free Practice - 3
77	Team Virage		Robert Hefler		Philippe Valenza		Aston Martin Vantage	PROAM	242.6	Free Practice - 2
10	Baporo Motorsport		Daniel Díaz-Varela		Manel Cerqueda		Audi R8 LMS	AM	240.0	Free Practice - 2
26	NM Racing Team		Albert Estragues				Transam Euro 2018	AM	239.4	Free Practice - 2
19	PROsport Racing		Rodrigue Gillion		Nico Verdonck		Aston Martin Vantage	PROAM	237.8	Free Practice - 3
22	PZ Oberer Zürichsee by TFT		Niki Leutwiler		Bas Schouten		Porsche 911 Cup MY 2018	PROAM	235.8	Free Practice - 2
51	Ombra Racing		Aldo Festante				Porsche 911 GT3 Cup 2018	PROAM	234.7	Free Practice - 2
13	Baporo Motorsport		Jaume Font				Porsche 991 Cup MY 2018	AM	234.7	Free Practice - 2
67	GDL Racing		Mario Cordoni				Porsche 911 GT3 Cup 2018	AM	234.2	Free Practice - 2
66	GDL Racing		Roberto Rayneri				Porsche 911 GT3 Cup 2018	AM	230.7	Qualifying - 1 Driver - 1





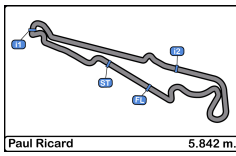
Paul Ricard
GT Cup Open Europe
Race - 1
Lap Chart



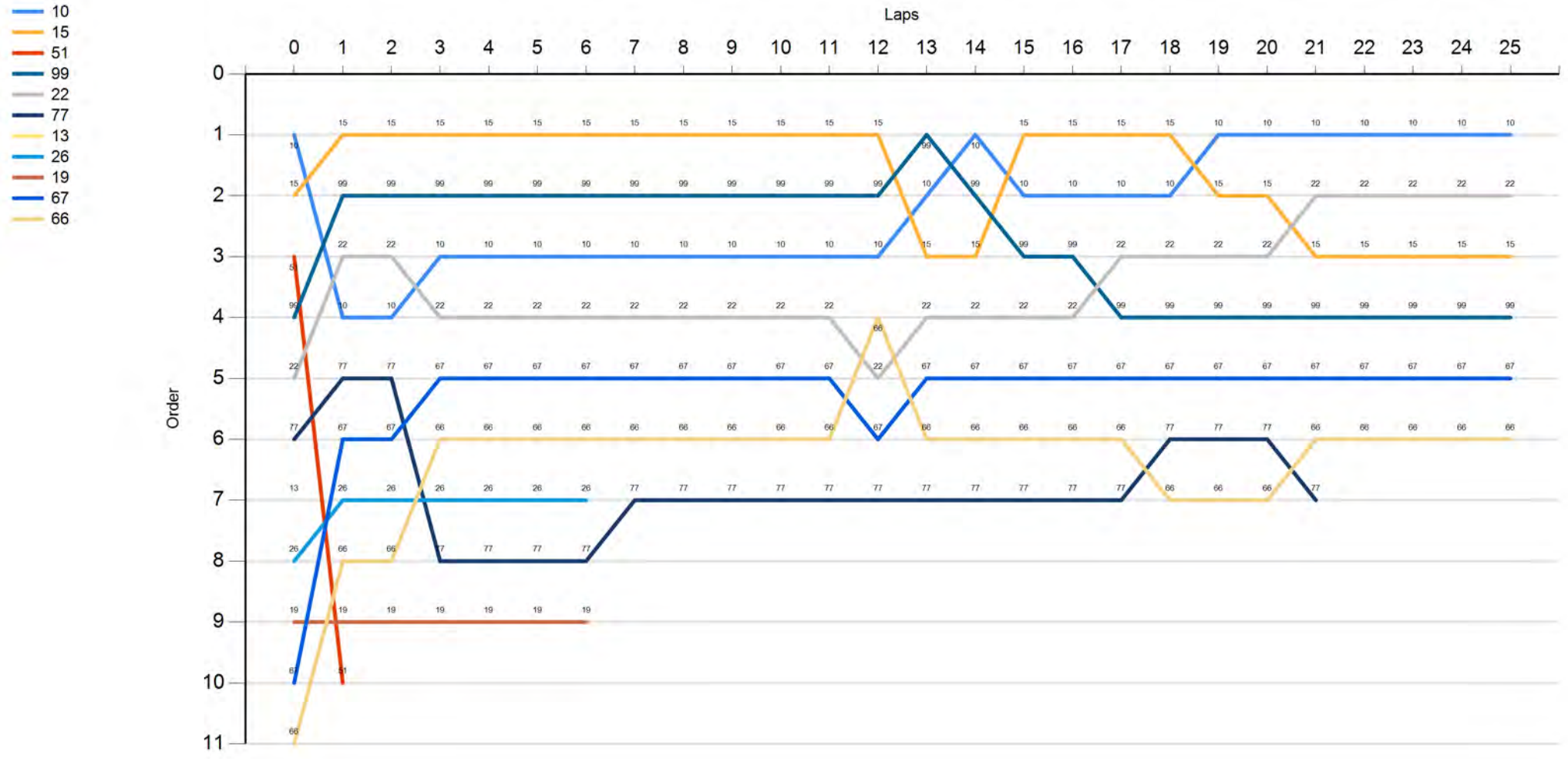
LAP

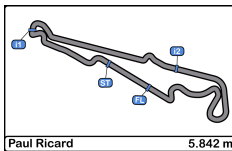
Nr	Po	Grid	1	2	3	4	5	6	7	8	9	10	11	12	13	14	15	16	17	18	19	20	21	22	23	24	25
10	1	10	15	15	15	15	15	15	15	15	15	15	15	15	99	10	15	15	15	15	10	10	10	10	10	10	10
15	2	15	99	99	99	99	99	99	99	99	99	99	99	99	10	99	10	10	10	10	15	15	22	22	22	22	22
51	3	51	22	22	10	10	10	10	10	10	10	10	10	10	15	15	99	99	22	22	22	22	15	15	15	15	15
99	4	99	10	10	22	22	22	22	22	22	22	22	22	66	22	22	22	22	99	99	99	99	99	99	99	99	99
22	5	22	77	77	67	67	67	67	67	67	67	67	67	22	67	67	67	67	67	67	67	67	67	67	67	67	67
77	6	77	67	67	66	66	66	66	66	66	66	66	66	67	66	66	66	66	66	66	77	77	77	66	66	66	66
13	7	13	26	26	26	26	26	26	77	77	77	77	77	77	77	77	77	77	77	66	66	66	77				
26	8	26	66	66	77	77	77	77																			
19	9	19	19	19	19	19	19	19																			
67	10	67	51																								
66	11	66																									





Paul Ricard
 GT Cup Open Europe
 Race - 1
 Graphic Lap Chart





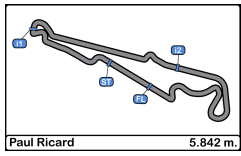
Paul Ricard
GT Cup Open Europe
Race - 1
Pit Stop Analysis



Paul Ricard 5.842 m.

Nr.	In Day Time	Entrant/Team	Nat	Driver 1	Nat	Driver 2	Nat	Vehicle	Cat	In Time	Stop N°	Pit Time	Handicap	Penalty
22	14:48:52.340	PZ Oberer Zürichsee by TFT		Niki Leutwiler		Bas Schouten		Porsche 911 Cup MY 2018	PROAM	24:31.281	1	1:28.477	1:25	
67	14:49:22.552	GDL Racing		Mario Cordoni				Porsche 911 GT3 Cup 2018	AM	25:01.493	2	1:15.938	1:10	
77	14:50:04.959	Team Virage		Robert Hefler		Philippe Valenza		Aston Martin Vantage	PROAM	25:43.900	1	1:29.340	1:10	
66	14:52:14.975	GDL Racing		Roberto Rayneri				Porsche 911 GT3 Cup 2018	AM	27:53.916	1	1:11.106	1:10	
15	14:53:12.647	NM Racing Team		Alberto de Martin		Rafael Villanueva		Mercedes AMG GT4 HP 2019	PROAM	28:51.588	1	1:15.611	1:10	
99	14:55:33.017	Sports and You		Antonio Coimbra		Luis Silva		Mercedes AMG GT4 HP 2019	AM	31:11.958	1	1:16.397	1:10	
10	14:55:33.792	Baporo Motorsport		Daniel Díaz-Varela		Manel Cerqueda		Audi R8 LMS	AM	31:12.733	1	1:15.008	1:15	
67	15:13:09.584	GDL Racing		Mario Cordoni				Porsche 911 GT3 Cup 2018	AM	48:48.525	3	44.124	1:10	-25.876

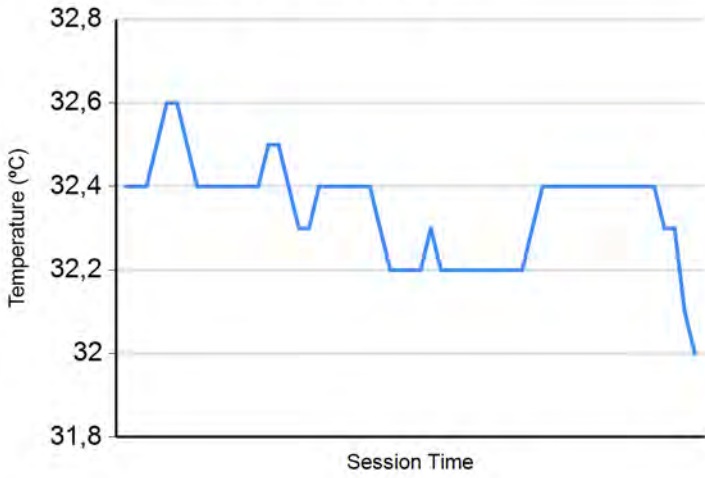




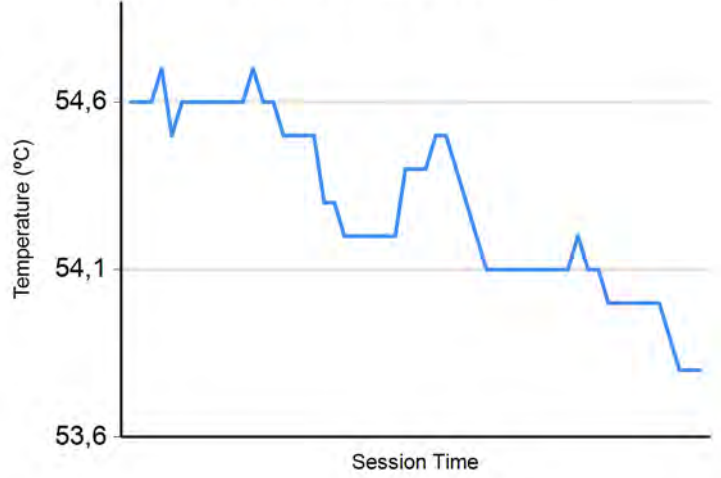
Paul Ricard
GT Cup Open Europe
Race - 1
Weather Report



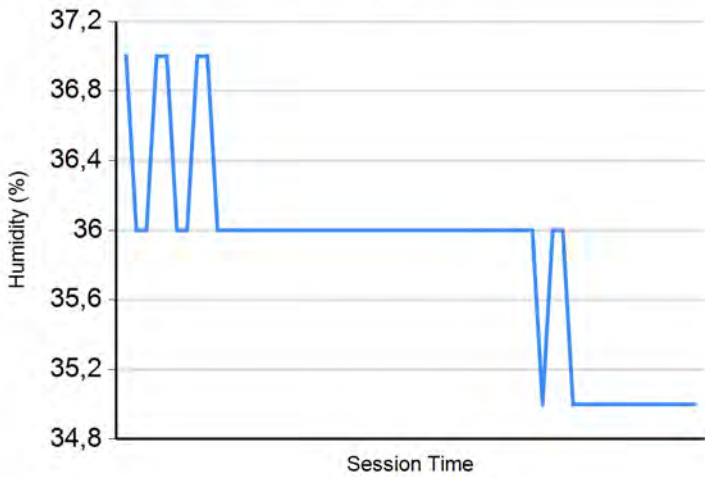
Air Temperature



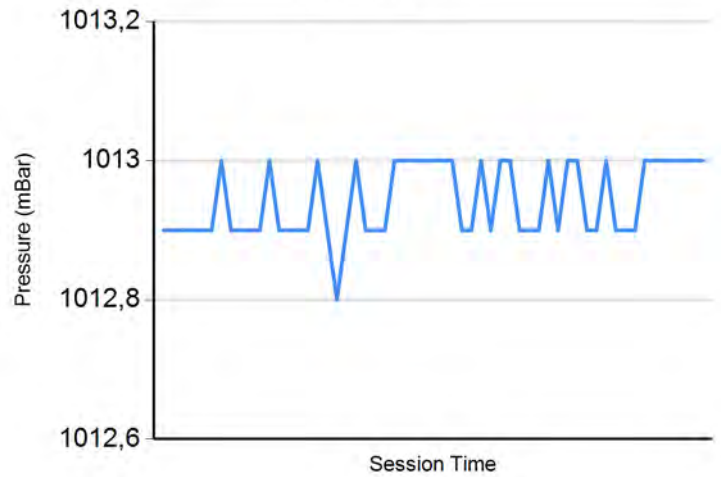
Track Temperature



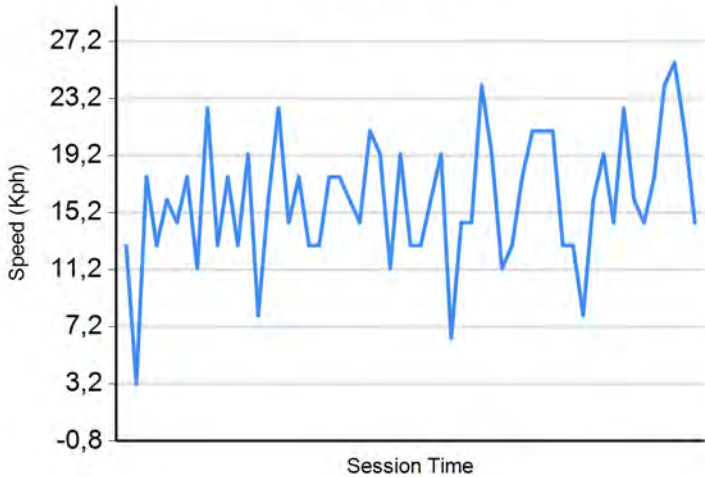
Humidity



Pressure

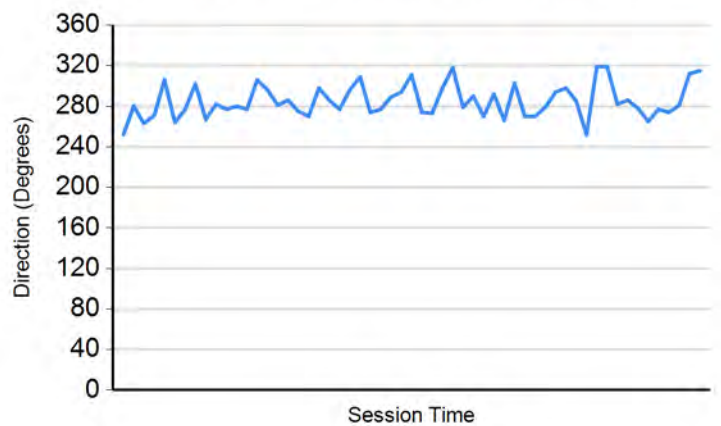


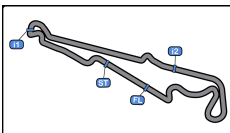
Wind Speed



Wind direction

North = 0°/360° Est = 90° South = 180° West = 270°





Paul Ricard
GT Cup Open Europe
Race - 1



Final Results

Paul Ricard 5.842 m.


Cls	Nº	Entrant/Team	Nat	Driver 1	Nat	Driver 2	Nat	Vehicle	Cat	Cl	Laps	Total Time	Gap	Interval	Km/h	Best	Time	Km/h	
1	10	Baporo Motorsport	ESP	Daniel Díaz-Varela	ESP	<u>Manel Cerqueda</u>	AND	Audi R8 LMS	AM	1	25	57:03.452			153.0	4	2:12.618	158.0	
2	22	PZ Oberer Zürichsee by TFT	CHE	<u>Niki Leutwiler</u>	CHE	Bas Schouten	NLD	Porsche 911 Cup MY 2018	PROAM	1	25	57:04.025	0.573	0.573	153.0	16	2:12.605	158.0	
3	15	NM Racing Team	ESP	Alberto de Martin	ESP	<u>Rafael Villanueva</u>	ESP	Mercedes AMG GT4 HP 2019	PROAM	2	25	57:17.153	13.701	13.128	152.4	11	2:12.569	158.1	
4	99	Sports and You	PRT	<u>Antonio Coimbra</u>	PRT	Luis Silva	PRT	Mercedes AMG GT4 HP 2019	AM	2	25	57:24.272	20.820	7.119	152.1	9	2:12.710	157.9	
5	67	GDL Racing	SMR	Mario Cordoni	ITA			Porsche 911 GT3 Cup 2018	AM	3	25	58:37.238	1:33.786	1:12.966	148.9	9	2:12.898	157.7	
6	66	GDL Racing	SMR	Roberto Rayneri	ITA			Porsche 911 GT3 Cup 2018	AM	4	25	59:07.093	2:03.641	29.855	147.7	17	2:17.384	152.5	
7	77	Team Virage	SMR	<u>Robert Hefler</u>	HUN	Philippe Valenza	ESP	Aston Martin Vantage	PROAM	3	21	50:48.672	4 Laps	4 Laps	144.3	9	2:12.885	157.7	
Not classified: (Requirements: 75% of number laps of leader = 19 Laps)																			
26		NM Racing Team	ESP	Albert Estragues	ESP			Transam Euro 2018	AM	5	6	14:28.055	19 Laps	15 Laps	144.8	2	2:20.334	149.3	
19		PROsport Racing	DEU	<u>Rodrigue Gillion</u>	BEL	Nico Verdonck	BEL	Aston Martin Vantage	PROAM	4	6	58:40.379	19 Laps	44:12.32	35.7	1	2:33.323	136.6	
51		Ombra Racing	ITA	Aldo Festante	ITA			Porsche 911 GT3 Cup 2018	PROAM	5	1	3:55.574	24 Laps	5 Laps	88.9	1	3:55.574	88.9	
13		Baporo Motorsport	ESP	Jaume Font	ESP			Porsche 991 Cup MY 2018	AM	6									

Fastest lap de Martin - Villanueva in 2:12.569 at 158.1 Km/h in lap 11

CAR #67 DRIVE THROUGH DONE DURING THE RACE CAUSING A COLLISION
 CAR #51 REPRIMAND (DRIVING BEHAVIOR) CAUSING A COLLISION

Published at:.....

Track Temp: 53.8 °C Air Temp: 32.0 °C Humidity: 35 % Track Status: DRY

Stewards:	Race Director:	Timekeeper: 
-----------	----------------	---------------------------------------------------------------------------------------------------




Championship Classification


Cls.	Name	Nat.	Net Pts.	Pts.	Hungaroring		Paul Ricard		Monza		SPA-Francorchamps		Barcelona	
					R1	R2	R1	R2	R1	R2	R1	R2	R1	R2
1	Niki Leutwiler		36	36	12	12	12							
2	Manel Cerqueda		28	28	8	5	15							
	Daniel Díaz-Varela		28	28	8	5	15							
3	Aldo Festante		25	25	10	15								
4	Jaume Font		25	25	15	10								
5	Vincent Beltoise		24	24	12	12								
6	Luis Silva		14	14	6		8							
	Antonio Coimbra		14	14	6		8							
7	Bas Schouten		12	12			12							
8	Alberto de Martin		10	10			10							
	Rafael Villanueva		10	10			10							
9	Robert Hefler		10	10		6	4							
	Philippe Valenza		10	10		6	4							
10	Albert Estragues		8	8		8								
11	Gregor Zsigo		8	8	4	4								
	Csaba Walter		8	8	4	4								
12	Michael Blanchemain		8	8	5	3								
	Stephane Adler		8	8	5	3								
13	Mario Cordoni		6	6			6							
14	Roberto Rayneri		5	5			5							
15	Rodrigue Gillion		0	0										
	Nico Verdonck		0	0										



Championship PROAM Classification

















Cls.	Name	Nat.	Net Pts.	Pts.	Hungaroring		Paul Ricard		Monza		SPA-Francorchamps		Barcelona	
					R1	R2	R1	R2	R1	R2	R1	R2	R1	R2
1	Niki Leutwiler		14	14	5	4	5							
2	Aldo Festante		9	9	4	5								
3	Vincent Beltoise		9	9	5	4								
4	Robert Hefler		6	6		3	3							
	Philippe Valenza		6	6		3	3							
5	Bas Schouten		5	5			5							
6	Rafael Villanueva		4	4			4							
	Alberto de Martin		4	4			4							
7	Rodrigue Gillion		0	0										
	Nico Verdonck		0	0										


Championship AM Classification


Cls.	Name	Nat.	Net Pts.	Pts.	Hungaroring		Paul Ricard		Monza		SPA-Francorchamps		Barcelona	
					R1	R2	R1	R2	R1	R2	R1	R2	R1	R2
1	Daniel Díaz-Varela		24	24	8	6	10							
	Manel Cerqueda		24	24	8	6	10							
2	Jaume Font		20	20	10	10								
3	Luis Silva		14	14	6		8							
	Antonio Coimbra		14	14	6		8							
4	Albert Estragues		8	8		8								
5	Csaba Walter		7	7	3	4								
	Gregor Zsigo		7	7	3	4								
6	Stephane Adler		7	7	4	3								
	Michael Blanchemain		7	7	4	3								
7	Mario Cordoni		6	6			6							
8	Roberto Rayneri		4	4			4							


Championship Teams' Classification

Cls.	Team	Nat.	Net Pts.	Pts.	 Hungaroring		 Paul Ricard		 Monza		 SPA-Francorchamps		 Barcelona	
					R1	R2	R1	R2	R1	R2	R1	R2	R1	R2
1	Baporo Motorsport		32	32	14	8	10							
2	PZ Oberer Zürichsee by TFT		24	24	8	8	8							
3	Ombra Racing		16	16	6	10								
4	NM Racing Team		10	10		4	6							
5	Sports and You		7	7	3		4							
6	GDL Racing		5	5			5							
7	Team Virage		5	5	2	3								
8	PROsport Racing		0	0										
9	Racing Trevor		0	0										



Drivers Statistics

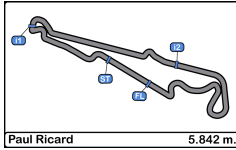
Cls.	Nº	Name	Nat.	Net Points	Points	First Positions	Seconds Positions	Thirds Positions	Race Fastest Laps	Pole Positions	Laps in first place	Km. covered in Race	Km. covered in Practice
1	22	Niki Leutwiler		36	36		3					395.267	530.556
2	10	Manel Cerqueda		28	28	1				1	8	395.267	610.855
	10	Daniel Díaz-Varela		28	28	1				1	8	395.267	610.855
3	51	Aldo Festante		25	25	1		1	2	2	42	255.539	518.970
4	13	Jaume Font		25	25	1		1			12	249.717	657.431
5	22	Vincent Beltoise		24	24		2					249.717	227.812
6	99	Luis Silva		14	14						4	303.266	647.228
	99	Antonio Coimbra		14	14						4	303.266	647.228
7	22	Bas Schouten		12	12		1					145.550	302.744
8	15	Alberto de Martin		10	10			1	1		16	145.550	378.430
	15	Rafael Villanueva		10	10			1	1		16	145.550	378.430
9	77	Robert Hefler		10	10							293.121	555.459
	77	Philippe Valenza		10	10							293.121	555.459
10	26	Albert Estragues		8	8							170.743	358.546
11	40	Gregor Zsigo		8	8							240.955	210.288
	40	Csaba Walter		8	8							240.955	210.288
12	88	Michael Blanchemain		8	8							240.955	350.480
	88	Stephane Adler		8	8							240.955	350.480
13	67	Mario Cordoni		6	6							145.550	261.990
14	66	Roberto Rayneri		5	5							145.550	238.702
15	19	Rodrigue Gillion		0	0							34.932	355.142
	19	Nico Verdonck		0	0							34.932	355.142



Drivers Performance



Cls.	Name	Nat.	Net Pts.	Pts.	Hungaroring		Paul Ricard		Red Bull Ring		Monza		SPA-Francorchamps		Barcelona	
					R1	R2	R1	R2	R1	R2	R1	R2	R1	R2	R1	R2
1	Niki Leutwiler		36	36	3-2	2-2	5-2									
2	Manel Cerqueda		28	28	6-4	5-6	1-1									
	Daniel Díaz-Varela		28	28	6-4	5-6	1-1									
3	Aldo Festante		25	25	1-3	1-1	3-NC									
4	Jaume Font		25	25	2-1	3-3	7-NP									
5	Vincent Beltoise		24	24	3-2	2-2	NP-NP									
6	Luis Silva		14	14	4-5	6-NC	4-4									
	Antonio Coimbra		14	14	4-5	6-NC	4-4									
7	Bas Schouten		12	12	NP-	NP-	5-2									
8	Alberto de Martin		10	10	NP-	NP-	2-3									
	Rafael Villanueva		10	10	NP-	NP-	2-3									
9	Robert Hefler		10	10	7-NC	4-5	6-7									
	Philippe Valenza		10	10	7-NC	4-5	6-7									
10	Albert Estragues		8	8	5-NC	NP-4	8-NC									
11	Gregor Zsigo		8	8	8-7	8-7	NP-NP									
	Csaba Walter		8	8	8-7	8-7	NP-NP									
12	Michael Blanchemain		8	8	9-6	7-8	NP-NP									
	Stephane Adler		8	8	9-6	7-8	NP-NP									
13	Mario Cordoni		6	6	NP-	NP-	10-5									
14	Roberto Rayneri		5	5	NP-	NP-	11-6									
15	Rodrigue Gillion		0	0	NP-	NP-	9-NC									
	Nico Verdonck		0	0	NP-	NP-	9-NC									



Paul Ricard
GT Cup Open Europe
Qualifying - 2 Driver - 2
Provisional Results



Cls	Nº	Entrant/Team	Nat	Driver 1	Nat	Driver 2	Nat	Vehicle	Cat	Cls	Laps	Best	Time	Gap	Interval	Km/h
1	51	Ombra Racing	ITA	Aldo Festante	ITA			Porsche 911 GT3 Cup 2018	PROAM	1	9	7	2:09.177			162.2
2	19	PROsport Racing	DEU	Rodrigue Gillion	BEL	<u>Nico Verdonck</u>	BEL	Aston Martin Vantage	PROAM	2	5	3	2:09.576	0.399	0.399	161.7
3	10	Baporo Motorsport	ESP	<u>Daniel Díaz-Varela</u>	ESP	Manel Cerqueda	AND	Audi R8 LMS	AM	1	8	8	2:10.021	0.844	0.445	161.1
4	22	PZ Oberer Zürichsee by TFT	CHE	Niki Leutwiler	CHE	<u>Bas Schouten</u>	NLD	Porsche 911 Cup MY 2018	PROAM	3	6	5	2:10.159	0.982	0.138	161.0
5	77	Team Virage	POL	Robert Hefler	HUN	<u>Philippe Valenza</u>	ESP	Aston Martin Vantage	PROAM	4	10	7	2:10.234	1.057	0.075	160.9
6	13	Baporo Motorsport	ESP	Jaume Font	ESP			Porsche 991 Cup MY 2018	AM	2	5	3	2:10.249	1.072	0.015	160.9
7	99	Sports and You	PRT	Antonio Coimbra	PRT	<u>Luis Silva</u>	PRT	Mercedes AMG GT4 HP 2019	AM	3	9	8	2:11.083	1.906	0.834	159.8
8	67	GDL Racing	ITA	Mario Cordoni	ITA			Porsche 911 GT3 Cup 2018	AM	4	7	6	2:11.301	2.124	0.218	159.6
9	15	NM Racing Team	ESP	<u>Alberto de Martin</u>	ESP	Rafael Villanueva	ESP	Mercedes AMG GT4 HP 2019	PROAM	5	10	5	2:11.725	2.548	0.424	159.1
10	66	GDL Racing	ITA	Roberto Rayneri	ITA			Porsche 911 GT3 Cup 2018	AM	5	7	6	2:15.293	6.116	3.568	154.9

CAR 77 TIME 2:12.010 DELETED TRACK LIMITS AT T 11

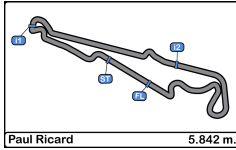
CAR 66 TIME 2:18.269 DELETED TRACK LIMITS AT T 10

Published at:.....

Track Temp: 33.6 °C Air Temp: 23.2 °C Humidity: 45 % Track Status: DRY

Stewards:	Race Director:	Timekeeper:
------------------	-----------------------	--------------------






Paul Ricard
GT Cup Open Europe
Qualifying - 2 Driver - 2
Provisional Results by Class



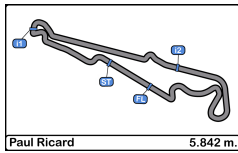
Cls	Nº	Entrant/Team	Nat	Driver 1	Nat	Driver 2	Nat	Vehicle	Cat	Cls	Laps	Best	Time	Gap	Interval	Km/h
PROAM																
1	51	Ombra Racing	ITA	Aldo Festante	ITA			Porsche 911 GT3 Cup 2018	PROAM	1	9	7	2:09.177			162.2
2	19	PROsport Racing	DEU	Rodrigue Gillion	BEL	<u>Nico Verdonck</u>	BEL	Aston Martin Vantage	PROAM	2	5	3	2:09.576	0.399	0.399	161.7
3	22	PZ Oberer Zürichsee by TFT	CHE	Niki Leutwiler	CHE	<u>Bas Schouten</u>	NLD	Porsche 911 Cup MY 2018	PROAM	3	6	5	2:10.159	0.982	0.583	161.0
4	77	Team Virage	FRA	Robert Hefler	HUN	<u>Philippe Valenza</u>	ESP	Aston Martin Vantage	PROAM	4	10	7	2:10.234	1.057	0.075	160.9
5	15	NM Racing Team	ESP	<u>Alberto de Martin</u>	ESP	Rafael Villanueva	ESP	Mercedes AMG GT4 HP 2019	PROAM	5	10	5	2:11.725	2.548	1.491	159.1
AM																
1	10	Baporo Motorsport	ESP	<u>Daniel Díaz-Varela</u>	ESP	Manel Cerqueda	AND	Audi R8 LMS	AM	1	8	8	2:10.021			161.1
2	13	Baporo Motorsport	ESP	Jaume Font	ESP			Porsche 991 Cup MY 2018	AM	2	5	3	2:10.249	0.228	0.228	160.9
3	99	Sports and You	PRT	Antonio Coimbra	PRT	<u>Luis Silva</u>	PRT	Mercedes AMG GT4 HP 2019	AM	3	9	8	2:11.083	1.062	0.834	159.8
4	67	GDL Racing	SMR	Mario Cordoni	ITA			Porsche 911 GT3 Cup 2018	AM	4	7	6	2:11.301	1.280	0.218	159.6
5	66	GDL Racing	SMR	Roberto Rayneri	ITA			Porsche 911 GT3 Cup 2018	AM	5	7	6	2:15.293	5.272	3.992	154.9

Published at:.....

Track Temp: 33.6 °C Air Temp: 23.2 °C Humidity: 45 % Track Status: DRY

Stewards:	Race Director:	Timekeeper: 
------------------	-----------------------	----------------------------------------------------------------------------------------------------------





Paul Ricard
GT Cup Open Europe
Qualifying - 2 Driver - 2
Lap Analysis



10							51								
1 Daniel Díaz-Varela			Audi R8 LMS				1 Aldo Festante			Porsche 911 GT3 Cup 2018					
AM 2 Manel Cerqueda			Baporo Motorsport				PROAM 2			Ombra Racing					
Lap	D	Time	Sector 1	Sector 2	Sector 3	T. Spd	Elapsed	Lap	D	Time	Sector 1	Sector 2	Sector 3	T. Spd	Elapsed
1	1	10:10:03.426	10:08:06.987	50.025	1:06.414	91.3	10:10:03.426	1	10:08:03.467	10:06:17.705	42.125	1:03.637	125.5	10:08:03.467	
2	1	2:17.937	38.411	42.118	57.408	235.8	10:12:21.363	2	2:11.936	36.820	39.715	55.401	227.3	10:10:15.403	
3	1	2:10.929	35.864	39.044	56.021	234.7	10:14:32.292	3	2:21.881 P	36.192	41.310	1:04.379	229.7	10:12:37.284	
4	1	2:10.539	35.710	38.765	56.064	236.8	10:16:42.831	4	3:44.277	2:05.133	42.111	57.033	117.9	10:16:21.561	
5	1	2:10.515	35.613	39.098	55.804	236.8	10:18:53.346	5	2:19.886	37.331	41.651	1:00.904	227.8	10:18:41.447	
6	1	2:15.914	36.042	40.065	59.807	236.3	10:21:09.260	6	2:09.736	35.697	39.013	55.026	229.7	10:20:51.183	
7	1	2:10.739	35.737	39.182	55.820	235.2	10:23:19.999	7	2:09.177	35.298	39.006	54.873	229.2	10:23:00.360	
8	1	2:10.021	35.645	38.618	55.758	236.8	10:25:30.020	8	2:09.353	35.343	38.985	55.025	230.2	10:25:09.713	
9	1		40.800	44.253		213.0		9	2:40.684 P	41.647	47.367	1:11.670	217.3	10:27:50.397	

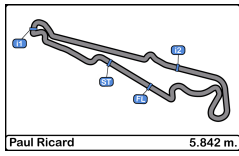
13							66								
1 Jaume Font			Porsche 991 Cup MY 2018				1 Roberto Rayneri			Porsche 911 GT3 Cup 2018					
AM 2			Baporo Motorsport				AM 2			GDL Racing					
Lap	D	Time	Sector 1	Sector 2	Sector 3	T. Spd	Elapsed	Lap	D	Time	Sector 1	Sector 2	Sector 3	T. Spd	Elapsed
1	10:09:37.732	10:07:41.150	51.460	1:05.122	106.1	10:09:37.732	1	10:14:53.893	10:12:51.085	55.073	1:07.735	90.8	10:14:53.893		
2	2:14.520	37.832	40.196	56.492	226.4	10:11:52.252	2	2:27.563	43.108	43.751	1:00.704	226.4	10:17:21.456		
3	2:10.249	35.810	39.212	55.227	228.3	10:14:02.501	3	2:48.269	37.990	41.317	58.962	227.3	10:19:39.725		
4	2:10.593	35.652	39.197	55.744	228.8	10:16:13.094	4	2:17.040	37.463	41.164	58.413	226.8	10:21:56.765		
5	2:13.814	36.124	40.430	57.260	227.8	10:18:26.908	5	2:16.161	37.602	40.871	57.688	225.9	10:24:12.926		
6		35.922	39.371		229.2		6	2:15.293	37.312	40.566	57.415	227.8	10:26:28.219		
7	4:51.958 P						7	37.252	40.473	3:34.233	226.4	10:31:20.177			

15							67								
1 Alberto de Martin			Mercedes AMG GT4 HP 2019				1 Mario Cordoni			Porsche 911 GT3 Cup 2018					
PROAM 2 Rafael Villanueva			NM Racing Team				AM 2			GDL Racing					
Lap	D	Time	Sector 1	Sector 2	Sector 3	T. Spd	Elapsed	Lap	D	Time	Sector 1	Sector 2	Sector 3	T. Spd	Elapsed
1	10:09:13.999	10:06:57.111	1:00.452	1:16.436	89.1	10:09:13.999	1	10:14:58.086	10:13:10.621	45.305	1:02.160	117.9	10:14:58.086		
2	2:21.409	40.851	42.045	58.513	224.5	10:11:35.408	2	2:16.685	37.905	40.787	57.993	227.8	10:17:14.771		
3	2:13.273	36.785	39.578	56.910	238.4	10:13:48.681	3	2:13.230	36.553	40.001	56.676	229.7	10:19:28.001		
4	2:13.244	36.450	39.457	57.337	238.4	10:16:01.925	4	2:12.611	36.112	39.591	56.908	229.7	10:21:40.612		
5	2:11.725	36.210	39.076	56.439	236.8	10:18:13.650	5	2:11.437	35.918	39.483	56.036	229.7	10:23:52.049		
6	2:12.712	36.458	39.206	57.048	238.4	10:20:26.362	6	2:11.301	35.858	39.196	56.247	229.7	10:26:03.350		
7	2:12.291	36.413	39.453	56.425	237.8	10:22:38.653	7	2:26.581 P	39.192	40.991	1:06.398	230.2	10:28:29.931		
8	2:17.238	36.394	40.456	1:00.388	238.9	10:24:55.891									
9	2:12.342	36.624	39.281	56.437	238.9	10:27:08.233									
10	2:43.057 P	45.863	43.928	1:13.266	230.2	10:29:51.290									

19							77								
1 Rodrigue Gillion			Aston Martin Vantage				1 Robert Hefler			Aston Martin Vantage					
PROAM 2 Nico Verdonck			PROsport Racing				PROAM 2 Philippe Valenza			Team Virage					
Lap	D	Time	Sector 1	Sector 2	Sector 3	T. Spd	Elapsed	Lap	D	Time	Sector 1	Sector 2	Sector 3	T. Spd	Elapsed
1	10:07:39.053	10:05:52.051	47.865	59.137	112.1	10:07:39.053	1	10:07:39.053	10:05:52.051	47.865	59.137	112.1	10:07:39.053		
2	2:12.789	36.466	40.286	56.037	236.3	10:09:51.842	2	2:12.789	36.466	40.286	56.037	236.3	10:09:51.842		
3	2:11.235	36.468	39.181	55.586	232.2	10:10:07.278	3	2:42.040	35.933	39.409	56.668	236.8	10:12:03.852		
4	2:09.576	35.838	38.555	55.183	234.7	10:12:16.854	4	2:10.615	35.729	39.103	55.783	235.8	10:14:14.467		
5	2:09.679	35.557	38.763	55.359	232.7	10:14:26.533	5	2:10.336	35.684	38.872	55.780	237.3	10:16:24.803		
6	3:04.194 P	44.971	1:04.178	1:15.045	234.7	10:17:30.727	6	2:10.862	35.891	39.110	55.861	237.8	10:18:35.665		
7							7	2:10.234	35.596	39.004	55.634	237.8	10:20:45.899		
8	2:10.983	35.661	39.262	56.060	237.3	10:22:56.882	8	2:10.983	35.661	39.262	56.060	237.3	10:22:56.882		
9	2:10.875	35.568	38.992	56.315	236.8	10:25:07.757	9	2:10.875	35.568	38.992	56.315	236.8	10:25:07.757		
10	2:40.045 P	41.943	47.169	1:10.933	199.6	10:27:47.802	10	2:40.045 P	41.943	47.169	1:10.933	199.6	10:27:47.802		

22							
1 Niki Leutwiler			Porsche 911 Cup MY 2018				
PROAM 2 Bas Schouten			PZ Oberer Zürichsee by TFT				
Lap	D	Time	Sector 1	Sector 2	Sector 3	T. Spd	Elapsed
1	10:08:13.602	10:06:27.946	45.149	1:00.507	94.4	10:08:13.602	
2	2:15.885	38.696	40.524	56.665	226.8	10:10:29.487	
3	2:11.007	36.152	39.438	55.417	230.2	10:12:40.494	
4	2:10.289	35.852	39.230	55.207	229.7	10:14:50.783	
5	2:10.159	35.556	39.358	55.245	230.7	10:17:00.942	
6	2:30.664 P	39.094	43.419	1:08.151	230.2	10:19:31.606	





Paul Ricard
GT Cup Open Europe
Qualifying - 2 Driver - 2
Lap Analysis

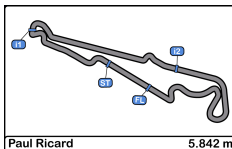


99 1 Antonio Coimbra Mercedes AMG GT4 HP 2019

AM 2 Luis Silva Sports and You

Lap	D	Time	Sector 1	Sector 2	Sector 3	T. Spd	Elapsed
1	2	10:07:49.019	10:05:59.611	48.323	1:01.085	105.2	10:07:49.019
2	2	2:20.874	37.241	42.836	1:00.797	236.3	10:10:09.893
3	2	2:14.011	36.423	40.387	57.201	238.9	10:12:23.904
4	2	2:13.044	36.347	40.158	56.539	238.4	10:14:36.948
5	2	2:12.651	36.394	39.753	56.504	238.4	10:16:49.599
6	2	2:11.771	36.181	39.552	56.038	237.3	10:19:01.370
7	2	2:12.075	36.044	39.181	56.850	238.4	10:21:13.445
8	2	2:11.083	35.945	38.826	56.312	237.3	10:23:24.528
9	2	2:11.361	35.922	39.247	56.192	239.4	10:25:35.889
10	2		44.559	50.785		228.3	



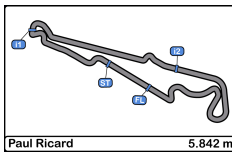


Paul Ricard
GT Cup Open Europe
Qualifying - 2 Driver - 2
Best Sectors Results



Sector - 1				Sector - 2				Sector - 3				Ideal Lap vs Best Lap				
Clas	Nº	Driver	Time	Nº	Driver	Time	Nº	Driver	Time	Clas	Nº	Driver	Ideal Lap	Best Lap	Clas	
1	51	Aldo Festante	35.298	19	Nico Verdonck	38.555	51	Aldo Festante	54.873	1	51	Aldo Festante	2:09.156	2:09.177	1	
2	22	Bas Schouten	35.556	10	Daniel Díaz-Varela	38.618	19	Nico Verdonck	55.183	2	19	Nico Verdonck	2:09.295	2:09.576	2	
3	19	Nico Verdonck	35.557	99	Luis Silva	38.826	22	Bas Schouten	55.207	3	10	Daniel Díaz-Varela	2:09.989	2:10.021	3	
4	77	Philippe Valenza	35.568	77	Philippe Valenza	38.872	13	Jaume Font	55.227	4	22	Bas Schouten	2:09.993	2:10.159	4	
5	10	Daniel Díaz-Varela	35.613	51	Aldo Festante	38.985	77	Philippe Valenza	55.634	5	77	Philippe Valenza	2:10.074	2:10.234	5	
6	13	Jaume Font	35.652	15	Alberto de Martin	39.076	10	Daniel Díaz-Varela	55.758	6	13	Jaume Font	2:10.076	2:10.249	6	
7	67	Mario Cordoni	35.858	67	Mario Cordoni	39.196	67	Mario Cordoni	56.036	7	99	Luis Silva	2:10.786	2:11.083	7	
8	99	Luis Silva	35.922	13	Jaume Font	39.197	99	Luis Silva	56.038	8	67	Mario Cordoni	2:11.090	2:11.301	8	
9	15	Alberto de Martin	36.210	22	Bas Schouten	39.230	15	Alberto de Martin	56.425	9	15	Alberto de Martin	2:11.711	2:11.725	9	
10	66	Roberto Rayneri	37.252	66	Roberto Rayneri	40.473	66	Roberto Rayneri	57.415	10	66	Roberto Rayneri	2:15.140	2:15.293	10	



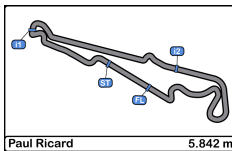


Paul Ricard
GT Cup Open Europe
Qualifying - 2 Driver - 2
Best 5 Lap Times



Cl	N°	Entrant/Team	Nat	Driver 1	Nat	Status	Driver 2	Nat	Status	Vehicle	Cat	Cl	Best 1		Best 2		Best 3		Best 4		Best 5	
													Time	Lap	Time	Lap	Time	Lap	Time	Lap	Time	Lap
1	51	Ombra Racing	ITA	Aldo Festante	ITA					Porsche 911 GT3 Cup 2018	PROAM	1	2:09.177	7	2:09.353	8	2:09.736	6	2:11.936	2	2:19.886	5
2	19	PROsport Racing	BEL	Rodrigue Gillion	BEL		<u>Nico Verdonck</u>	BEL		Aston Martin Vantage	PROAM	2	2:09.576	3	2:09.679	4	2:11.235	2	3:04.194	5		
3	10	Baporo Motorsport	ESP	<u>Daniel Díaz-Varela</u>	ESP		Manel Cerqueda	AND		Audi R8 LMS	AM	1	2:10.021	8	2:10.515	5	2:10.539	4	2:10.739	7	2:10.929	3
4	22	PZ Oberer Zürichsee by TFT	CHE	Niki Leutwiler	CHE		<u>Bas Schouten</u>	NLD		Porsche 911 Cup MY 2018	PROAM	3	2:10.159	5	2:10.289	4	2:11.007	3	2:15.885	2	2:30.664	6
5	77	Team Virage	POL	Robert Hefler	HUN		<u>Philippe Valenza</u>	ESP		Aston Martin Vantage	PROAM	4	2:10.234	7	2:10.336	5	2:10.615	4	2:10.862	6	2:10.875	9
6	13	Baporo Motorsport	ESP	Jaume Font	ESP					Porsche 991 Cup MY 2018	AM	2	2:10.249	3	2:10.593	4	2:13.814	5	2:14.520	2		
7	99	Sports and You	PRT	Antonio Coimbra	PRT		<u>Luis Silva</u>	PRT		Mercedes AMG GT4 HP 2019	AM	3	2:11.083	8	2:11.361	9	2:11.771	6	2:12.075	7	2:12.651	5
8	67	GDL Racing	SMR	Mario Cordoni	ITA					Porsche 911 GT3 Cup 2018	AM	4	2:11.301	6	2:11.437	5	2:12.611	4	2:13.230	3	2:16.685	2
9	15	NM Racing Team	ESP	<u>Alberto de Martin</u>	ESP		Rafael Villanueva	ESP		Mercedes AMG GT4 HP 2019	PROAM	5	2:11.725	5	2:12.291	7	2:12.342	9	2:12.712	6	2:13.244	4
10	66	GDL Racing	SMR	Roberto Rayneri	ITA					Porsche 911 GT3 Cup 2018	AM	5	2:15.293	6	2:16.161	5	2:17.040	4	2:27.563	2	4:51.958	7



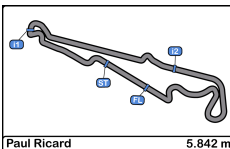


Paul Ricard
GT Cup Open Europe
Qualifying - 2 Driver - 2
Best 5 Top Speeds



Cl	Nº	Entrant/Team	Nat	Driver 1	Nat	Driver 2	Nat	Vehicle	Cat	Cl	Top 1		Top 2		Top 3		Top 4		Top 5		Avg
											Km/h	Lap	Km/h	Lap	Km/h	Lap	Km/h	Lap	Km/h	Lap	
1	99	Sports and You	ESP	Antonio Coimbra	ESP	Luis Silva	ESP	Mercedes AMG GT4 HP 2019	AM	1	239.4	9	238.9	3	238.4	4	238.4	5	238.4	7	238.7
2	15	NM Racing Team	ESP	Alberto de Martin	ESP	Rafael Villanueva	ESP	Mercedes AMG GT4 HP 2019	PROAM	1	238.9	8	238.9	9	238.4	3	238.4	4	238.4	6	238.6
3	77	Team Virage	POL	Robert Hefler	HUN	Philippe Valenza	ESP	Aston Martin Vantage	PROAM	2	237.8	6	237.8	7	237.3	5	237.3	8	236.8	3	237.4
4	10	Baporo Motorsport	ESP	Daniel Díaz-Varela	ESP	Manel Cerqueda	AND	Audi R8 LMS	AM	2	236.8	4	236.8	5	236.8	8	236.3	6	235.8	2	236.5
5	19	PROsport Racing	DEU	Rodrigue Gillion	BEL	Nico Verdonck	BEL	Aston Martin Vantage	PROAM	3	234.7	3	234.7	5	232.7	4	232.2	2	117.5	1	210.4
6	22	PZ Oberer Zürichsee by TFT	CHE	Niki Leutwiler	CHE	Bas Schouten	NLD	Porsche 911 Cup MY 2018	PROAM	4	230.7	5	230.2	3	230.2	6	229.7	4	226.8	2	229.6
7	51	Ombra Racing	ITA	Aldo Festante	ITA			Porsche 911 GT3 Cup 2018	PROAM	5	230.2	8	229.7	3	229.7	6	229.2	7	227.8	5	229.3
8	67	GDL Racing	SMR	Mario Cordoni	ITA			Porsche 911 GT3 Cup 2018	AM	3	230.2	7	229.7	3	229.7	4	229.7	5	229.7	6	229.8
9	13	Baporo Motorsport	ESP	Jaume Font	ESP			Porsche 991 Cup MY 2018	AM	4	229.2	6	228.8	4	228.3	3	227.8	5	226.4	2	228.1
10	66	GDL Racing	SMR	Roberto Rayneri	ITA			Porsche 911 GT3 Cup 2018	AM	5	227.8	6	227.3	3	226.8	4	226.4	2	226.4	7	226.9



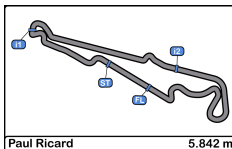


Paul Ricard
GT Cup Open Europe
Qualifying - 2 Driver - 2
Fastest Laps Sequence



Lap	Time of Day	Session Time	Nº	Entrant/Team	Nat	Driver 1	Nat	Driver 2	Nat	Vehicle	Cat	Time	Km/h
2	10:09:51.842	4:51.842	77	Team Virage		Robert Hefler		<u>Philippe Valenza</u>		Aston Martin Vantage	PROAM	2:12.789	157.8
2	10:10:07.278	5:07.278	19	PROsport Racing		Rodrigue Gillion		<u>Nico Verdonck</u>		Aston Martin Vantage	PROAM	2:11.235	159.7
3	10:12:16.854	7:16.854	19	PROsport Racing		Rodrigue Gillion		<u>Nico Verdonck</u>		Aston Martin Vantage	PROAM	2:09.576	161.7
7	10:23:00.360	18:00.360	51	Ombra Racing		Aldo Festante				Porsche 911 GT3 Cup 2018	PROAM	2:09.177	162.2



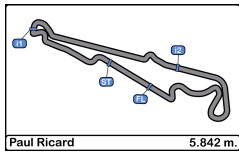


Paul Ricard
GT Cup Open Europe
Qualifying - 2 Driver - 2
Event Best Maximum Speed



Nº	Entrant/Team	Nat	Driver 1	Nat	Driver 2	Nat	Vehicle	Cat	Km/h	Session
15	NM Racing Team	ESP	Alberto de Martin	ESP	Rafael Villanueva	ESP	Mercedes AMG GT4 HP 2019	PROAM	244.3	Private test
99	Sports and You	PRT	Antonio Coimbra	PRT	Luis Silva	PRT	Mercedes AMG GT4 HP 2019	AM	244.3	Free Practice - 3
77	Team Virage	FOL	Robert Hefler	HUN	Philippe Valenza	ESP	Aston Martin Vantage	PROAM	242.6	Free Practice - 2
10	Baporo Motorsport	ESP	Daniel Díaz-Varela	ESP	Manel Cerqueda	AND	Audi R8 LMS	AM	240.0	Free Practice - 2
26	NM Racing Team	ESP	Albert Estragues	ESP			Transam Euro 2018	AM	239.4	Free Practice - 2
19	PROsport Racing	DEU	Rodrigue Gillion	BEL	Nico Verdonck	BEL	Aston Martin Vantage	PROAM	237.8	Free Practice - 3
22	PZ Oberer Zürichsee by TFT	CHE	Niki Leutwiler	CHE	Bas Schouten	NLD	Porsche 911 Cup MY 2018	PROAM	235.8	Free Practice - 2
51	Ombra Racing	ITA	Aldo Festante	ITA			Porsche 911 GT3 Cup 2018	PROAM	234.7	Free Practice - 2
13	Baporo Motorsport	ESP	Jaume Font	ESP			Porsche 991 Cup MY 2018	AM	234.7	Free Practice - 2
67	GDL Racing	SMR	Mario Cordoni	ITA			Porsche 911 GT3 Cup 2018	AM	234.2	Free Practice - 2
66	GDL Racing	SMR	Roberto Rayneri	ITA			Porsche 911 GT3 Cup 2018	AM	230.7	Qualifying - 1 Driver - 1





Paul Ricard
GT Cup Open Europe
Qualifying - 2 Driver - 2
Pit Stop Analysis



51

Aldo Festante

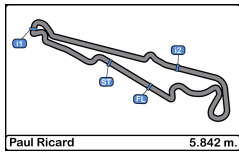
PROAM

Ombra Racing

Porsche 911 GT3 Cup 2018

Nr.	In Day Time	In Time	Out Time	Pit Time	T. Pit Time	Handicap	Penalty
1	10:12:28.463	10:12:28.463	10:14:01.245	1:32.782	1:32.782		

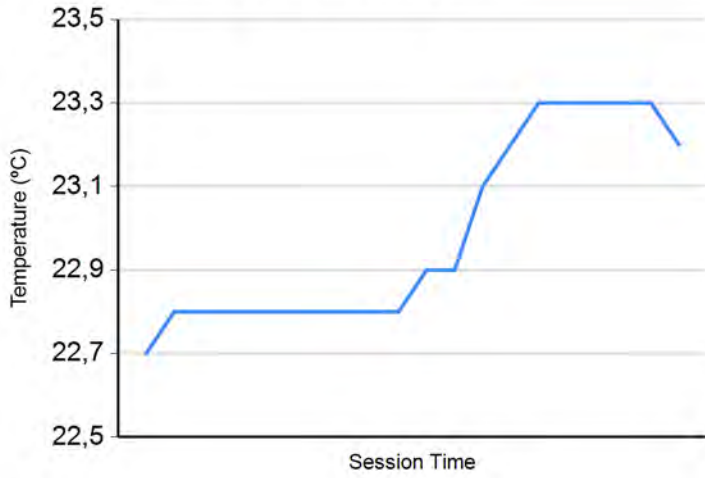




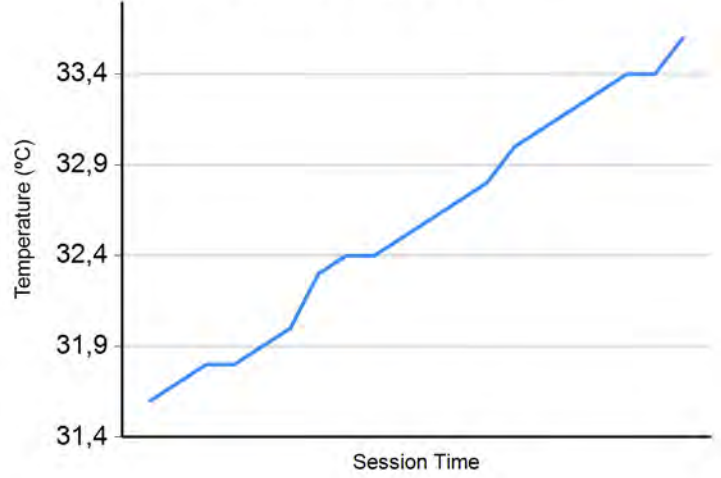
Paul Ricard
 GT Cup Open Europe
 Qualifying - 2 Driver - 2
Weather Report



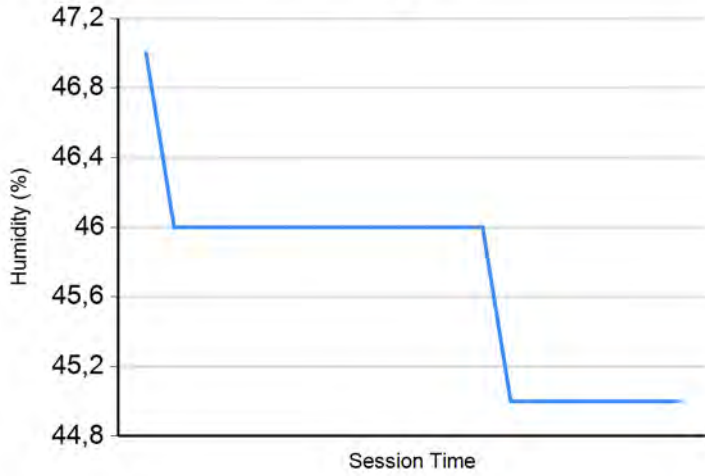
Air Temperature



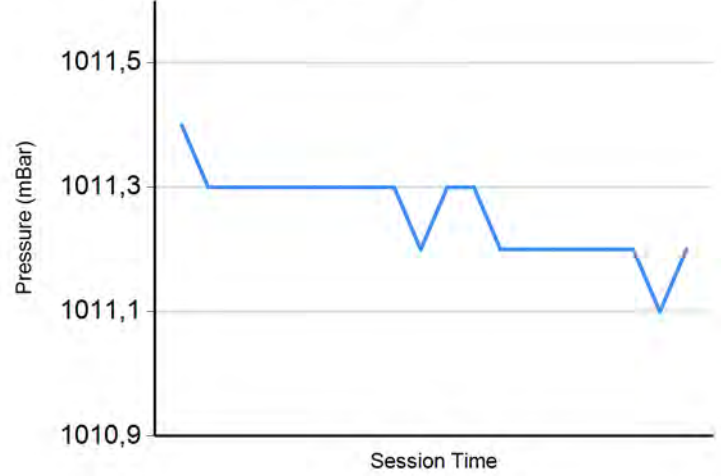
Track Temperature



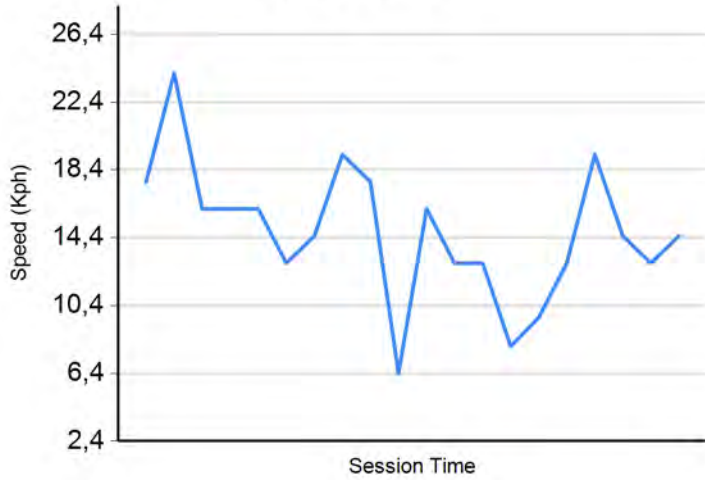
Humidity



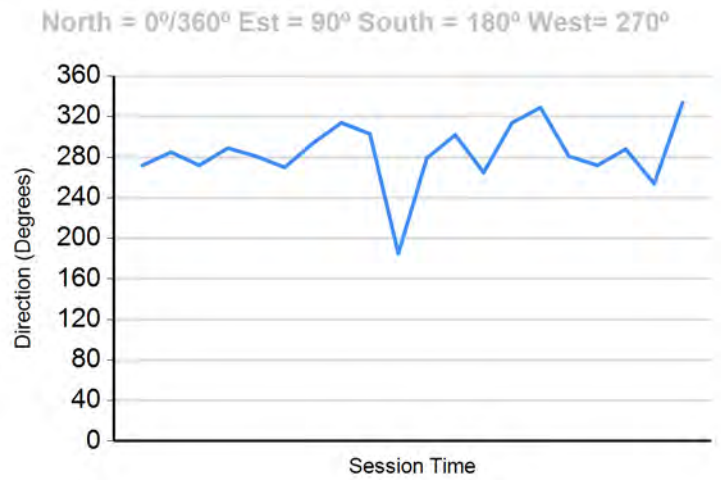
Pressure

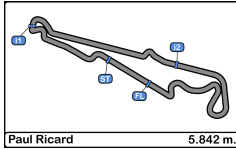


Wind Speed



Wind direction





Paul Ricard
GT Cup Open Europe
Qualifying - 2 Driver - 2
Final Results




Cls	Nº	Entrant/Team	Nat	Driver 1	Nat	Driver 2	Nat	Vehicle	Cat	Cls	Laps	Best	Time	Gap	Interval	Km/h
1	51	Ombra Racing	ITA	Aldo Festante	ITA			Porsche 911 GT3 Cup 2018	PROAM	1	9	7	2:09.177			162.2
2	19	PROsport Racing	DEU	Rodrigue Gillion	BEL	<u>Nico Verdonck</u>	BEL	Aston Martin Vantage	PROAM	2	5	3	2:09.576	0.399	0.399	161.7
3	10	Baporo Motorsport	ESP	<u>Daniel Díaz-Varela</u>	ESP	Manel Cerqueda	AND	Audi R8 LMS	AM	1	8	8	2:10.021	0.844	0.445	161.1
4	22	PZ Oberer Zürichsee by TFT	CHE	Niki Leutwiler	CHE	<u>Bas Schouten</u>	NLD	Porsche 911 Cup MY 2018	PROAM	3	6	5	2:10.159	0.982	0.138	161.0
5	77	Team Virage	POL	Robert Hefler	HUN	<u>Philippe Valenza</u>	ESP	Aston Martin Vantage	PROAM	4	10	7	2:10.234	1.057	0.075	160.9
6	13	Baporo Motorsport	ESP	Jaume Font	ESP			Porsche 991 Cup MY 2018	AM	2	5	3	2:10.249	1.072	0.015	160.9
7	99	Sports and You	PRT	Antonio Coimbra	PRT	<u>Luis Silva</u>	PRT	Mercedes AMG GT4 HP 2019	AM	3	9	8	2:11.083	1.906	0.834	159.8
8	67	GDL Racing	ITA	Mario Cordoni	ITA			Porsche 911 GT3 Cup 2018	AM	4	7	6	2:11.301	2.124	0.218	159.6
9	15	NM Racing Team	ESP	<u>Alberto de Martin</u>	ESP	Rafael Villanueva	ESP	Mercedes AMG GT4 HP 2019	PROAM	5	10	5	2:11.725	2.548	0.424	159.1
10	66	GDL Racing	ITA	Roberto Rayneri	ITA			Porsche 911 GT3 Cup 2018	AM	5	7	6	2:15.293	6.116	3.568	154.9

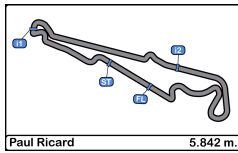
CAR 77 TIME 2:12.010 DELETED TRACK LIMITS AT T 11
 CAR 66 TIME 2:18.269 DELETED TRACK LIMITS AT T 10

Published at:.....

Track Temp: 33.6 °C Air Temp: 23.2 °C Humidity: 45 % Track Status: DRY

Stewards:	Race Director:	Timekeeper: 
------------------	-----------------------	----------------------------------------------------------------------------------------------------------

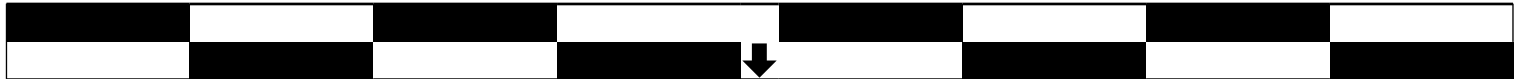




Paul Ricard
GT Cup Open Europe
Race - 2
Starting Grid



10	66	Roberto Rayneri	2:15.293	9	15	Alberto de Martin	2:11.725
8	67	Mario Cordoni	2:11.301	7	99	Luis Silva	2:11.083
6	13	Jaume Font	2:10.249	5	77	Philippe Valenza	2:10.234
4	22	Bas Schouten	2:10.159	3	10	Daniel Díaz-Varela	2:10.021
2	19	Nico Verdonck	2:09.576	1	51	Aldo Festante	2:09.177

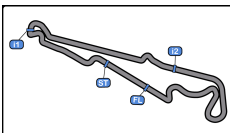


Pole

Published at:.....

Stewards: 	Timekeeper: 
--------------------------	-------------------------------------------------------------------------------------------------------------





Paul Ricard
GT Cup Open Europe
Race - 2



Provisional Results

Paul Ricard 5.842 m.

Cls	Nº	Entrant/Team	Nat	Driver 1	Nat	Driver 2	Nat	Vehicle	Cat	Cl	Laps	Total Time	Gap	Interval	Km/h	Best	Time	Km/h
1	51	Ombra Racing	ITA	Aldo Festante	ITA			Porsche 911 GT3 Cup 2018	PROAM	1	25	56:21.056			154.9	11	2:11.178	159.7
2	77	Team Virage	POL	Robert Heffler	HUN	<u>Philippe Valenza</u>	ESP	Aston Martin Vantage	PROAM	2	25	56:31.643	10.587	10.587	154.4	6	2:11.503	159.3
3	10	Baporo Motorsport	ESP	<u>Daniel Díaz-Varela</u>	ESP	Manel Cerqueda	AND	Audi R8 LMS	AM	1	25	56:34.335	13.279	2.692	154.3	16	2:10.786	160.2
4	22	PZ Oberer Zürichsee by TFT	CHE	Niki Leutwiler	CHE	<u>Bas Schouten</u>	IND	Porsche 911 Cup MY 2018	PROAM	3	25	56:34.937	13.881	0.602	154.3	11	2:11.203	159.7
5	13	Baporo Motorsport	ESP	Jaume Font	ESP			Porsche 991 Cup MY 2018	AM	2	25	56:45.545	24.489	10.608	153.8	8	2:12.103	158.6
6	67	GDL Racing	SMR	Mario Cordoni	ITA			Porsche 911 GT3 Cup 2018	AM	3	25	57:09.510	48.454	23.965	152.7	8	2:12.514	158.1
7	19	PROsport Racing	DEU	Rodrigue Gillion	BEL	<u>Nico Verdonck</u>	BEL	Aston Martin Vantage	PROAM	4	25	57:13.054	51.998	3.544	152.6	5	2:11.142	159.8
8	99	Sports and You	PRT	Antonio Coimbra	PRT	<u>Luis Silva</u>	PRT	Mercedes AMG GT4 HP 2019	AM	4	25	57:25.040	1:03.984	11.986	152.0	15	2:11.541	159.3
9	66	GDL Racing	SMR	Roberto Rayneri	ITA			Porsche 911 GT3 Cup 2018	AM	5	24	56:49.437	1 Lap	1 Lap	147.5	9	2:15.658	154.5
10	15	NM Racing Team	ESP	<u>Alberto de Martin</u>	ESP	Rafael Villanueva	ESP	Mercedes AMG GT4 HP 2019	PROAM	5	22	51:37.044	3 Laps	2 Laps	148.8	21	2:13.241	157.3

Fastest lap Díaz-Varela - Cerqueda in 2:10.786 at 160.3 Km/h in lap 16

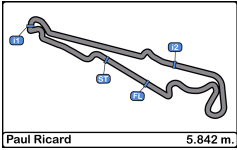
DRIVE THROUGH CAR 99 CAUSING A COLISION DONE DURING THE RACE
 CAR #67 - 3 SECONDS TIME PENALTY ADDED TO RACE TIME - LESS TIME HANDICAP

Published at:.....

Track Temp: 44.9 °C Air Temp: 26.9 °C Humidity: 36 % Track Status: DRY

Stewards:	Race Director:	Timekeeper:
-----------	----------------	-------------





Paul Ricard
GT Cup Open Europe
Race - 2
Provisional Results by Class



Cls	Nº	Entrant/Team	Nat	Driver 1	Nat	Driver 2	Nat	Vehicle	Cat	Cl	Laps	Total Time	Gap	Interval	Km/h	Best	Time	Km/h	
PROAM																			
1	51	Ombra Racing	ITA	Aldo Festante	ITA			Porsche 911 GT3 Cup 2018	PROAM	1	25	56:21.056			154.9	11	2:11.178	159.7	
2	77	Team Virage	POL	Robert Hefler	HUN	Philippe Valenza	ESP	Aston Martin Vantage	PROAM	2	25	56:31.643	10.587	10.587	154.4	6	2:11.503	159.3	
3	22	PZ Oberer Zürichsee by TFT	CHE	Niki Leutwiler	CHE	Bas Schouten	NLD	Porsche 911 Cup MY 2018	PROAM	3	25	56:34.937	13.881	3.294	154.3	11	2:11.203	159.7	
4	19	PROsport Racing	DEU	Rodrigue Gillion	BEL	Nico Verdonck	BEL	Aston Martin Vantage	PROAM	4	25	57:13.054	51.998	38.117	152.6	5	2:11.142	159.8	
5	15	NM Racing Team	ESP	Alberto de Martin	ESP	Rafael Villanueva	ESP	Mercedes AMG GT4 HP 2019	PROAM	5	22	51:37.044	3 Laps	3 Laps	148.8	21	2:13.241	157.3	
AM																			
1	10	Baporo Motorsport	ESP	Daniel Díaz-Varela	ESP	Manel Cerqueda	AND	Audi R8 LMS	AM	1	25	56:34.335			154.3	16	2:10.786	160.2	
2	13	Baporo Motorsport	ESP	Jaume Font	ESP			Porsche 991 Cup MY 2018	AM	2	25	56:45.545	24.489	11.210	153.8	8	2:12.103	158.6	
3	67	GDL Racing	SMR	Mario Cordoni	ITA			Porsche 911 GT3 Cup 2018	AM	3	25	57:09.510	48.454	23.965	152.7	8	2:12.514	158.1	
4	99	Sports and You	PRT	Antonio Coimbra	PRT	Luis Silva	PRT	Mercedes AMG GT4 HP 2019	AM	4	25	57:25.040	1:03.984	15.530	152.0	15	2:11.541	159.3	
5	66	GDL Racing	SMR	Roberto Rayneri	ITA			Porsche 911 GT3 Cup 2018	AM	5	24	56:49.437	1 Lap	1 Lap	147.5	9	2:15.658	154.5	

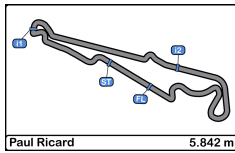
Fastest lap Díaz-Varela - Cerqueda in 2:10.786 at 160.3 Km/h in lap 16

Published at:.....

Track Temp: 44.9 °C Air Temp: 26.9 °C Humidity: 36 % Track Status: DRY

Stewards:	Race Director:	Timekeeper: 
------------------	-----------------------	----------------------------------------------------------------------------------------------------------





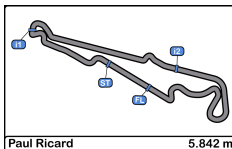
Paul Ricard
GT Cup Open Europe
Race - 2



Provisional Classification by Driver Fastest Lap

Cl	N°	Entrant/Team	Nat	Vehicle	Driver	Nat	Cat	Cl	Laps	Best	Time	Gap	Interval	Km/h
1	10	Baporo Motorsport	ESP	Audi R8 LMS	Manel Cerqueda	AND	AM	1	14	5	2:10.786			160.2
2	19	PROsport Racing	DEU	Aston Martin Vantage	Nico Verdonck	BEL	PROAM	1	14	5	2:11.142	0.356	0.356	159.8
3	51	Ombra Racing	ITA	Porsche 911 GT3 Cup 2018	Aldo Festante	ITA	PROAM	2	25	11	2:11.178	0.392	0.036	159.7
4	22	PZ Oberer Zürichsee by TFT	CHE	Porsche 911 Cup MY 2018	Bas Schouten	NLD	PROAM	3	14	11	2:11.203	0.417	0.025	159.7
5	77	Team Virage	POL	Aston Martin Vantage	Philippe Valenza	ESP	PROAM	4	14	6	2:11.503	0.717	0.300	159.3
6	99	Sports and You	PRT	Mercedes AMG GT4 HP 2019	Antonio Coimbra	PRT	AM	2	14	4	2:11.541	0.755	0.038	159.3
7	22	PZ Oberer Zürichsee by TFT	CHE	Porsche 911 Cup MY 2018	Niki Leutwiler	CHE	PROAM	5	11	7	2:11.785	0.999	0.244	159.0
8	10	Baporo Motorsport	ESP	Audi R8 LMS	Daniel Díaz-Varela	ESP	AM	3	11	9	2:11.985	1.199	0.200	158.7
9	13	Baporo Motorsport	ESP	Porsche 991 Cup MY 2018	Jaume Font	ESP	AM	4	25	8	2:12.103	1.317	0.118	158.6
10	77	Team Virage	POL	Aston Martin Vantage	Robert Hefler	HUN	PROAM	6	11	8	2:12.203	1.417	0.100	158.5
11	67	GDL Racing	SMR	Porsche 911 GT3 Cup 2018	Mario Cordoni	ITA	AM	5	25	8	2:12.514	1.728	0.311	158.1
12	99	Sports and You	PRT	Mercedes AMG GT4 HP 2019	Luis Silva	PRT	AM	6	11	8	2:12.829	2.043	0.315	157.7
13	15	NM Racing Team	ESP	Mercedes AMG GT4 HP 2019	Rafael Villanueva	ESP	PROAM	7	11	10	2:13.241	2.455	0.412	157.3
14	19	PROsport Racing	DEU	Aston Martin Vantage	Rodrigue Gillion	BEL	PROAM	8	11	2	2:14.570	3.784	1.329	155.7
15	66	GDL Racing	SMR	Porsche 911 GT3 Cup 2018	Roberto Rayneri	ITA	AM	7	24	9	2:15.658	4.872	1.088	154.5
16	15	NM Racing Team	ESP	Mercedes AMG GT4 HP 2019	Alberto de Martin	ESP	PROAM	9	11	8	2:16.060	5.274	0.402	154.0





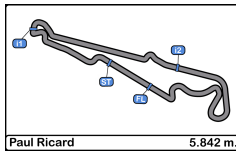
Paul Ricard
GT Cup Open Europe
Race - 2

Distance and Speed Average



Cls	Nº	Entrant/Team	Nat	Driver 1	Nat	Driver 2	Nat	Vehicle	Cat	Cls	Laps	Distance	Total Time	Km/h
1	51	Ombra Racing	ITA	Aldo Festante	ITA			Porsche 911 GT3 Cup 2018	PROAM	1	25	145.55	56:21.056	154.9
2	77	Team Virage	POL	Robert Hefler	HUN	<u>Philippe Valenza</u>	ESP	Aston Martin Vantage	PROAM	2	25	145.55	56:31.643	154.4
3	10	Baporo Motorsport	ESP	<u>Daniel Díaz-Varela</u>	ESP	Manel Cerqueda	AND	Audi R8 LMS	AM	1	25	145.55	56:34.335	154.3
4	22	PZ Oberer Zürichsee by TFT	CHE	Niki Leutwiler	CHE	<u>Bas Schouten</u>	NLD	Porsche 911 Cup MY 2018	PROAM	3	25	145.55	56:34.937	154.3
5	13	Baporo Motorsport	ESP	Jaume Font	ESP			Porsche 991 Cup MY 2018	AM	2	25	145.55	56:45.545	153.8
6	67	GDL Racing	SMR	Mario Cordoni	ITA			Porsche 911 GT3 Cup 2018	AM	3	25	145.55	57:09.510	152.7
7	19	PROsport Racing	DEU	Rodrigue Gillion	BEL	<u>Nico Verdonck</u>	BEL	Aston Martin Vantage	PROAM	4	25	145.55	57:13.054	152.6
8	99	Sports and You	PRT	Antonio Coimbra	PRT	<u>Luis Silva</u>	PRT	Mercedes AMG GT4 HP 2019	AM	4	25	145.55	57:25.040	152.0
9	66	GDL Racing	SMR	Roberto Rayneri	ITA			Porsche 911 GT3 Cup 2018	AM	5	24	139.72	56:49.437	147.5
10	15	NM Racing Team	ESP	<u>Alberto de Martin</u>	ESP	Rafael Villanueva	ESP	Mercedes AMG GT4 HP 2019	PROAM	5	22	128.08	51:37.044	148.8





Paul Ricard
GT Cup Open Europe
Race - 2
Lap Analysis



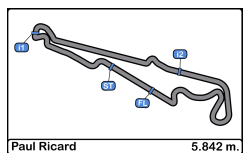
10	1 Daniel Díaz-Varela	Audi R8 LMS	15	1 Alberto de Martin	Mercedes AMG GT4 HP 2019
AM	2 Manel Cerqueda	Baporo Motorsport	PROAM	2 Rafael Villanueva	NM Racing Team

Lap D	Time	Sector 1	Sector 2	Sector 3	T. Spd	Elapsed	Lap D	Time	Sector 1	Sector 2	Sector 3	T. Spd	Elapsed		
1	1	2:19.572	42.760	39.740	57.072	214.2	2:19.572	1	1	2:22.718	44.643	40.292	57.783	206.5	2:22.718
2	1	2:12.070	36.254	39.467	56.349	234.7	4:31.642	2	1	2:16.300	37.350	40.783	58.167	237.3	4:39.018
3	1	2:12.385	36.366	39.457	56.562	232.2	6:44.027	3	1	2:17.347	37.380	40.750	59.217	235.2	6:56.365
4	1	2:13.606	36.373	40.358	56.875	231.2	8:57.633	4	1	2:16.316	37.578	40.631	58.107	233.2	9:12.681
5	1	2:13.851	36.186	40.572	57.093	232.2	11:11.484	5	1	2:36.395	37.391	59.652	59.352	234.7	11:49.076
6	1	2:12.322	36.204	39.360	56.758	232.7	13:23.806	6	1	2:16.444	37.433	40.291	58.720	231.7	14:05.520
7	1	2:12.592	36.542	39.456	56.594	232.7	15:36.398	7	1	2:17.259	37.729	40.658	58.872	232.2	16:22.779
8	1	2:12.234	36.417	39.319	56.498	232.2	17:48.632	8	1	2:16.060	37.197	40.447	58.416	233.7	18:38.839
9	1	2:11.985	36.113	39.450	56.422	232.7	20:00.617	9	1	2:16.618	37.678	40.374	58.566	233.2	20:55.457
10	1	2:12.328	36.258	39.278	56.792	231.7	22:12.945	10	1	2:16.394	37.767	40.314	58.313	232.7	23:11.851
11	1	3:19.502 P	36.572	39.533	2:03.397	231.2	25:32.447	11	1	2:31.908 P	37.642	40.748	1:13.518	232.2	25:43.759
12	2	2:30.375	54.053	39.636	56.686	139.7	28:02.822	12	2	3:20.457	1:43.617	39.544	57.296	139.5	29:04.216
13	2	2:11.870	36.713	38.962	56.195	231.7	30:14.692	13	2	2:13.279	36.618	39.727	56.934	233.7	31:17.495
14	2	2:11.496	36.368	39.106	56.022	232.7	32:26.188	14	2	2:13.444	36.769	39.452	57.223	233.7	33:30.939
15	2	2:11.580	36.464	39.193	55.923	233.2	34:37.768	15	2	2:13.755	36.706	39.961	57.088	234.2	35:44.694
16	2	2:10.786	36.264	38.914	55.608	232.2	36:48.554	16	2	2:13.412	37.060	39.329	57.023	233.7	37:58.106
17	2	2:11.089	36.403	38.876	55.810	232.7	38:59.643	17	2	2:13.765	36.582	39.769	57.414	233.7	40:11.871
18	2	2:10.862	36.132	38.955	55.775	233.2	41:10.505	18	2	2:13.429	36.411	39.794	57.224	234.7	42:25.300
19	2	2:12.010	37.102	38.735	56.173	233.7	43:22.515	19	2	2:17.203	37.019	39.776	1:00.408	233.7	44:42.503
20	2	2:11.496	36.351	39.348	55.797	234.7	45:34.011	20	2	2:13.941	36.741	39.656	57.544	235.8	46:56.444
21	2	2:11.650	36.364	39.126	56.160	233.7	47:45.661	21	2	2:13.241	36.464	39.618	57.159	233.7	49:09.685
22	2	2:12.841	36.415	39.812	56.614	233.2	49:58.502	22	2	2:27.359 P	37.297	39.590	1:10.472	235.8	51:37.044
23	2	2:11.479	36.472	39.039	55.968	233.2	52:09.981								
24	2	2:11.779	36.703	38.994	56.082	232.2	54:21.760								
25	2	2:12.575	36.530	39.393	56.652	232.7	56:34.335								

13	1 Jaume Font	Porsche 991 Cup MY 2018	19	1 Rodrigue Gillion	Aston Martin Vantage
AM	2	Baporo Motorsport	PROAM	2 Nico Verdonck	PROsport Racing

Lap D	Time	Sector 1	Sector 2	Sector 3	T. Spd	Elapsed	Lap D	Time	Sector 1	Sector 2	Sector 3	T. Spd	Elapsed		
1	1	2:20.461	43.525	39.878	57.058	220.4	2:20.461	1	2	2:16.456	40.910	39.403	56.143	222.2	2:16.456
2	1	2:12.838	36.583	39.731	56.524	229.2	4:33.299	2	2	2:11.972	36.392	39.158	56.422	231.2	4:28.428
3	1	2:12.615	36.604	39.677	56.334	228.3	6:45.914	3	2	2:11.771	36.604	38.895	56.272	230.2	6:40.199
4	1	2:12.631	36.598	39.709	56.324	225.0	8:58.545	4	2	2:11.801	36.444	38.954	56.403	230.2	8:52.000
5	1	2:13.376	36.561	39.869	56.946	227.8	11:11.921	5	2	2:11.142	36.217	38.811	56.114	231.2	11:03.142
6	1	2:12.980	36.560	40.065	56.355	228.3	13:24.901	6	2	2:11.653	36.601	38.889	56.163	230.7	13:14.795
7	1	2:12.224	36.448	39.632	56.144	227.3	15:37.125	7	2	2:11.563	36.158	39.156	56.249	230.7	15:26.358
8	1	2:12.103	36.403	39.602	56.098	228.3	17:49.228	8	2	2:11.593	36.339	39.098	56.156	231.2	17:37.951
9	1	2:12.219	36.314	39.765	56.140	226.8	20:01.447	9	2	2:11.539	36.178	39.370	55.991	231.2	19:49.490
10	1	2:12.455	36.499	39.575	56.381	226.4	22:13.902	10	2	2:11.325	36.459	38.979	55.887	230.7	22:00.815
11	1	2:12.695	36.481	39.836	56.378	227.3	24:26.597	11	2	2:11.445	36.499	39.106	55.840	231.2	24:12.260
12	1	3:12.036 P	36.431	39.752	1:55.853	226.4	27:38.633	12	2	2:11.876	36.288	39.254	56.334	230.7	26:24.136
13	1	2:27.595	51.846	39.706	56.043	139.3	30:06.228	13	2	2:11.583	36.569	39.020	55.994	230.7	28:35.719
14	1	2:12.632	36.484	39.793	56.355	225.4	32:18.860	14	2	2:17.636 P	36.303	39.296	1:02.037	231.7	30:53.355
15	1	2:12.895	36.260	39.755	56.880	225.4	34:31.755	15	1	3:46.077	2:08.570	40.121	57.386	115.0	34:39.432
16	1	2:12.305	36.551	39.462	56.292	225.9	36:44.060	16	1	2:14.570	37.435	39.677	57.458	226.4	36:54.002
17	1	2:12.541	36.810	39.561	56.170	225.4	38:56.601	17	1	2:16.011	37.205	40.540	58.266	230.7	39:10.013
18	1	2:12.795	36.757	39.591	56.447	226.4	41:09.396	18	1	2:15.825	37.592	40.377	57.856	231.2	41:25.838
19	1	2:12.365	36.484	39.674	56.207	227.3	43:21.761	19	1	2:15.516	37.674	40.612	57.230	231.2	43:41.354
20	1	2:14.028	37.398	40.261	56.369	227.8	45:35.789	20	1	2:16.055	37.554	39.978	58.523	232.2	45:57.409
21	1	2:12.984	36.705	39.789	56.490	227.8	47:48.773	21	1	2:14.750	36.947	40.195	57.608	232.2	48:12.159
22	1	2:13.382	36.752	40.066	56.564	226.4	50:02.155	22	1	2:15.176	37.375	39.785	58.016	232.2	50:27.335
23	1	2:13.186	36.945	39.715	56.526	227.3	52:15.341	23	1	2:15.106	37.222	39.968	57.916	231.7	52:42.441
24	1	2:14.183	36.525	40.074	57.584	227.3	54:29.524	24	1	2:15.432	37.415	40.222	57.795	230.7	54:57.873
25	1	2:16.021	37.120	40.410	58.491	225.4	56:45.545	25	1	2:15.181	37.619	39.922	57.640	231.2	57:13.054





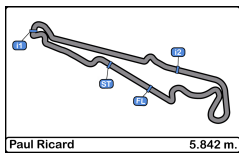
Paul Ricard GT Cup Open Europe Race - 2 Lap Analysis



22							66								
1 Niki Leutwiler		Porsche 911 Cup MY 2018					1 Roberto Rayneri		Porsche 911 GT3 Cup 2018						
PROAM		2 Bas Schouten					PZ Oberer Zürichsee by TFT		AM		2 GDL Racing				
Lap	D	Time	Sector 1	Sector 2	Sector 3	T. Spd	Elapsed	Lap	D	Time	Sector 1	Sector 2	Sector 3	T. Spd	Elapsed
1	2	2:17.500	41.811	39.903	55.786	218.6	2:17.500	1	2:27.361	46.338	42.344	58.679	202.2	2:27.361	
2	2	2:11.987	36.441	39.271	56.275	228.8	4:29.487	2	2:18.018	38.123	41.396	58.499	226.4	4:45.379	
3	2	2:12.238	36.434	39.278	56.526	226.8	6:41.725	3	2:18.507	38.067	40.944	59.496	225.9	7:03.886	
4	2	2:12.474	37.067	39.246	56.161	227.3	8:54.199	4	2:18.286	37.766	41.088	59.432	223.6	9:22.172	
5	2	2:11.660	36.332	39.379	55.949	230.2	11:05.859	5	2:20.027	38.291	43.043	58.693	225.4	11:42.199	
6	2	2:11.619	36.380	39.160	56.079	229.7	13:17.478	6	2:16.831	37.982	40.844	58.005	223.1	13:59.030	
7	2	2:11.654	36.317	39.447	55.890	228.3	15:29.132	7	2:15.968	37.235	40.825	57.908	223.6	16:14.998	
8	2	2:11.590	36.325	39.306	55.959	229.7	17:40.722	8	2:16.424	37.692	40.728	58.004	223.6	18:31.422	
9	2	2:11.939	36.359	39.579	56.001	230.2	19:52.661	9	2:15.658	37.299	40.475	57.884	223.6	20:47.080	
10	2	2:11.547	36.389	39.231	55.927	229.2	22:04.208	10	2:17.310	37.596	41.663	58.051	223.6	23:04.390	
11	2	2:11.203	36.133	39.299	55.771	229.2	24:15.411	11	2:16.581	37.789	41.054	57.738	224.5	25:20.971	
12	2	2:11.664	36.317	39.490	55.857	229.7	26:27.075	12	2:22.024 P	37.456	40.983	1:03.585	225.4	27:42.995	
13	2	2:11.641	36.633	39.255	55.753	228.3	28:38.716	13	3:21.647	1:43.358	40.483	57.806	117.5	31:04.642	
14	2	2:17.430 P	36.498	39.602	1:01.330	228.3	30:56.146	14	2:35.918	37.537	40.477	1:17.904	223.6	33:40.560	
15	1	3:34.880	1:57.934	40.286	56.660	137.0	34:31.026	15	2:18.986	38.320	41.485	59.181	223.6	35:59.546	
16	1	2:12.447	36.819	39.425	56.203	227.3	36:43.473	16	2:17.088	37.858	41.010	58.220	223.1	38:16.634	
17	1	2:12.248	36.836	39.592	55.820	228.3	38:55.721	17	2:16.481	38.066	40.430	57.985	224.0	40:33.115	
18	1	2:12.505	36.644	39.537	56.324	228.3	41:08.226	18	2:16.545	37.523	41.045	57.977	223.6	42:49.660	
19	1	2:12.489	36.770	39.469	56.250	228.8	43:20.715	19	2:17.174	37.932	40.663	58.579	225.4	45:06.834	
20	1	2:12.466	36.727	39.442	56.297	229.2	45:33.181	20	2:16.262	37.603	40.828	57.831	224.5	47:23.096	
21	1	2:11.785	36.454	39.332	55.999	228.3	47:44.966	21	2:16.388	37.799	40.862	57.727	224.0	49:39.484	
22	1	2:13.801	36.623	40.509	56.669	229.2	49:58.767	22	2:16.797	37.599	41.750	57.448	225.9	51:56.281	
23	1	2:12.240	36.538	39.546	56.156	231.7	52:11.007	23	2:17.191	38.377	40.889	57.925	226.4	54:13.472	
24	1	2:11.911	36.410	39.275	56.226	229.7	54:22.918	24	2:35.965	38.063	40.561	1:17.341	224.5	56:49.437	
25	1	2:12.019	36.286	39.317	56.416	228.8	56:34.937								

51							67								
1 Aldo Festante		Porsche 911 GT3 Cup 2018					1 Mario Cordoni		Porsche 911 GT3 Cup 2018						
PROAM		2 Ombra Racing					AM		2 GDL Racing						
Lap	D	Time	Sector 1	Sector 2	Sector 3	T. Spd	Elapsed	Lap	D	Time	Sector 1	Sector 2	Sector 3	T. Spd	Elapsed
1		2:18.287	41.487	40.596	56.204	217.7	2:18.287	1	2:23.424	44.978	40.712	57.734	219.5	2:23.424	
2		2:11.691	36.259	39.397	56.035	229.2	4:29.978	2	2:15.890	36.946	40.948	57.996	229.7	4:39.314	
3		2:11.658	36.465	39.118	56.075	228.8	6:41.636	3	2:18.020	37.683	40.821	59.516	227.3	6:57.334	
4		2:12.042	36.873	39.301	55.868	223.1	8:53.678	4	2:16.559	37.252	40.737	58.570	227.8	9:13.893	
5		2:11.725	36.249	39.575	55.901	226.8	11:05.403	5	2:13.500	36.989	39.572	56.939	229.2	11:27.393	
6		2:11.512	36.400	39.214	55.898	226.4	13:16.915	6	2:13.134	36.785	39.670	56.679	226.4	13:40.527	
7		2:11.482	36.179	39.581	55.722	226.4	15:28.397	7	2:13.178	36.496	39.724	56.958	226.4	15:53.705	
8		2:11.335	36.121	39.254	55.960	226.8	17:39.732	8	2:12.514	36.343	39.630	56.541	227.3	18:06.219	
9		2:11.335	36.121	39.254	55.960	226.8	17:39.732	9	2:12.902	36.620	39.793	56.489	227.3	20:19.121	
10		2:11.284	36.071	39.506	55.707	227.8	19:51.016	10	2:13.036	36.620	39.786	56.630	227.3	22:32.157	
11		2:11.482	36.262	39.242	55.978	227.3	22:02.498	11	2:21.018 P	37.268	40.010	1:03.740	225.4	24:53.175	
12		2:11.178	36.051	39.360	55.767	226.8	24:13.676	12	3:11.668	1:35.426	39.543	56.699	137.5	28:04.843	
13		2:11.367	36.236	39.299	55.832	227.3	26:25.043	13	2:13.085	36.854	39.621	56.610	227.8	30:17.928	
14		2:18.133 P	36.335	39.365	1:02.433	227.8	28:43.176	14	2:13.417	36.820	39.761	56.836	227.8	32:31.345	
15		3:21.723	1:46.448	39.395	55.880	138.6	32:04.899	15	2:13.349	36.832	39.621	56.896	227.8	34:44.694	
16		2:12.132	36.903	39.300	55.929	226.8	34:17.031	16	2:13.824	36.671	40.247	56.906	227.8	36:58.518	
17		2:12.062	36.300	39.415	56.347	225.4	36:29.093	17	2:13.892	36.936	39.894	57.062	227.3	39:12.410	
18		2:11.309	36.270	39.265	55.774	226.4	38:40.402	18	2:13.921	36.873	39.803	57.245	228.3	41:26.331	
19		2:11.964	36.316	39.343	56.305	226.4	40:52.366	19	2:15.949	37.615	40.827	57.507	229.7	43:42.280	
20		2:12.009	36.624	39.375	56.010	226.8	43:04.375	20	2:14.578	37.239	39.845	57.494	229.2	45:56.858	
21		2:11.764	36.311	39.372	56.081	227.3	45:16.139	21	2:13.338	36.921	39.745	56.672	226.4	48:10.196	
22		2:12.395	36.182	39.685	56.528	227.3	47:28.534	22	2:13.432	36.844	39.810	56.778	227.3	50:23.628	
23		2:12.590	36.710	39.495	56.385	227.3	49:41.124	23	2:13.625	36.980	39.899	56.746	228.3	52:37.253	
24		2:13.271	36.555	40.251	56.465	228.3	51:54.395	24	2:13.905	37.038	39.763	57.104	227.3	54:51.158	
25		2:13.142	36.618	39.819	56.705	227.3	54:07.537	25	2:15.352	37.600	40.059	57.693	226.8	57:06.510	
26		2:13.519	36.791	39.925	56.803	226.8	56:21.056								





Paul Ricard
GT Cup Open Europe
Race - 2
Lap Analysis



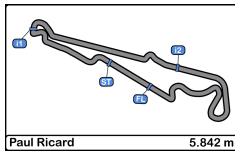
77 1 Robert Hefler Aston Martin Vantage
 PROAM 2 Philippe Valenza Team Virage

Lap	D	Time	Sector 1	Sector 2	Sector 3	T. Spd	Elapsed
1	2	2:20.048	43.185	39.776	57.087	211.3	2:20.048
2	2	2:12.146	36.307	39.241	56.598	238.4	4:32.194
3	2	2:12.390	36.228	39.259	56.903	238.9	6:44.584
4	2	2:13.384	36.302	39.769	57.313	234.7	8:57.968
5	2	2:12.677	36.279	39.939	56.459	237.3	11:10.645
6	2	2:11.503	36.101	39.094	56.308	233.2	13:22.148
7	2	2:11.694	36.150	39.186	56.358	234.2	15:33.842
8	2	2:11.872	36.261	39.235	56.376	235.8	17:45.714
9	2	2:11.606	36.204	39.126	56.276	235.2	19:57.320
10	2	2:12.051	36.310	39.291	56.450	234.2	22:09.371
11	2	2:12.331	36.331	39.425	56.575	232.7	24:21.702
12	2	2:11.559	36.178	39.328	56.053	234.2	26:33.261
13	2	2:12.307	36.488	39.404	56.415	232.2	28:45.568
14	2	2:18.552 P	36.416	39.615	1:02.521	235.2	31:04.120
15	1	3:19.015	1:41.977	40.044	56.994	129.9	34:23.135
16	1	2:13.063	36.667	39.448	56.948	233.7	36:36.198
17	1	2:12.956	37.031	39.330	56.595	234.7	38:49.154
18	1	2:13.176	36.610	39.674	56.892	234.7	41:02.330
19	1	2:12.965	36.602	39.573	56.790	235.8	43:15.295
20	1	2:12.894	36.663	39.546	56.685	234.7	45:28.189
21	1	2:12.549	36.439	39.454	56.656	235.2	47:40.738
22	1	2:12.203	36.430	39.304	56.469	235.2	49:52.941
23	1	2:12.860	36.416	39.433	57.011	235.8	52:05.801
24	1	2:12.260	36.524	39.462	56.274	235.2	54:18.061
25	1	2:13.582	36.458	39.407	57.717	236.3	56:31.643

99 1 Antonio Coimbra Mercedes AMG GT4 HP 2019
 AM 2 Luis Silva Sports and You

Lap	D	Time	Sector 1	Sector 2	Sector 3	T. Spd	Elapsed
1	2	2:24.757	45.762	40.825	58.170	201.8	2:24.757
2	2	2:14.809	37.202	39.928	57.679	238.4	4:39.566
3	2	2:17.209	38.069	40.132	59.008	236.8	6:56.775
4	2	2:16.540	37.462	40.607	58.471	236.8	9:13.315
5	2	2:15.463	37.034	41.215	57.214	237.3	11:28.778
6	2	2:14.041	36.791	40.574	56.676	235.8	13:42.819
7	2	2:13.397	36.514	39.440	57.443	236.3	15:56.216
8	2	2:12.829	36.593	39.326	56.910	237.3	18:09.045
9	2	2:13.710	36.797	39.601	57.312	235.8	20:22.755
10	2	2:20.846 P	36.918	39.658	1:04.270	236.3	22:43.601
11	2	3:27.911 P	52.123	40.187	1:55.601	144.9	26:11.512
12	1	2:29.525	53.498	39.162	56.865	141.3	28:41.037
13	1	2:12.345	36.552	39.242	56.551	236.8	30:53.382
14	1	2:12.009	36.516	39.127	56.366	235.8	33:05.391
15	1	2:11.541	36.313	38.969	56.259	236.3	35:16.932
16	1	2:12.169	36.399	39.065	56.705	236.3	37:29.101
17	1	2:11.837	36.532	39.002	56.303	235.2	39:40.938
18	1	2:11.911	36.415	39.034	56.462	235.8	41:52.849
19	1	2:11.882	36.253	39.261	56.368	237.3	44:04.731
20	1	2:12.184	36.358	39.236	56.590	237.3	46:16.915
21	1	2:12.721	36.752	39.417	56.552	236.8	48:29.636
22	1	2:12.568	36.620	39.393	56.555	237.3	50:42.204
23	1	2:14.010	36.923	39.906	57.181	237.8	52:56.214
24	1	2:14.476	37.414	39.880	57.182	236.3	55:10.690
25	1	2:14.350	36.947	39.804	57.599	236.3	57:25.040





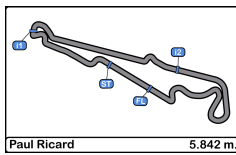
Paul Ricard
GT Cup Open Europe
Race - 2
Analysis by Lap



Paul Ricard 5.842 m

Num	Lap Time	Gap	Num	Lap Time	Gap	Num	Lap Time	Gap	Num	Lap Time	Gap	Num	Lap Time	Gap
Lap 1			10	2:13.606	05.633	99	2:13.397	29.858	Lap 11			51	3:21.723	1:11.544
19	2:16.456		77	2:13.384	05.968	66	2:15.968	48.640	19	2:11.445		13	2:12.632	1:25.505
22	2:17.500	01.044	13	2:12.631	06.545	15	2:17.259	56.421	51	2:11.178	01.416	10	2:11.496	1:32.833
51	2:18.287	01.831	15	2:16.316	20.681	Num Lap Time Gap			22	2:11.203	03.151	67	2:13.417	1:37.990
10	2:19.572	03.116	99	2:16.540	21.315	Lap 8			77	2:12.331	09.442	99	2:12.009	2:12.036
77	2:20.048	03.592	67	2:16.559	21.893	19	2:11.593		13	2:12.695	14.337	15	2:13.444	2:37.584
13	2:20.461	04.005	66	2:18.286	30.172	51	2:11.335	01.781	67	2:21.018	40.915	66	2:35.918	2:47.205
15	2:22.718	06.262	Num Lap Time Gap			22	2:11.590	02.771	66	2:16.581	1:08.711	Num Lap Time Gap		
67	2:23.424	06.968	Lap 5			77	2:11.872	07.763	10	3:19.502	1:20.187	Lap 15		
99	2:24.757	08.301	19	2:11.142		10	2:12.234	10.681	15	2:31.908	1:31.499	51	2:12.132	
66	2:27.361	10.905	51	2:11.725	02.261	13	2:12.103	11.277	99	3:27.911	1:59.252	77	3:19.015	06.104
Num Lap Time Gap			22	2:11.660	02.717	67	2:12.514	28.268	Num Lap Time Gap			22	3:34.880	13.995
Lap 2			77	2:12.677	07.503	99	2:12.829	31.094	Lap 12			13	2:12.895	14.724
19	2:11.972		10	2:13.851	08.342	66	2:16.424	53.471	19	2:11.876		10	2:11.580	20.737
22	2:11.987	01.059	13	2:13.376	08.779	15	2:16.060	1:00.888	51	2:11.367	00.907	19	3:46.077	22.401
51	2:11.691	01.550	67	2:13.500	24.251	Num Lap Time Gap			22	2:11.664	02.939	67	2:13.349	27.663
10	2:12.070	03.214	99	2:15.463	25.636	Lap 9			77	2:11.559	09.125	99	2:11.541	59.901
77	2:12.146	03.766	66	2:20.027	39.057	19	2:11.539		13	3:12.036	1:14.497	15	2:13.755	1:27.663
13	2:12.838	04.871	15	2:36.395	45.934	51	2:11.284	01.526	66	2:22.024	1:18.859	66	2:18.986	1:42.515
15	2:16.300	10.590	Num Lap Time Gap			22	2:11.939	03.171	10	2:30.375	1:38.686	Num Lap Time Gap		
67	2:15.890	10.886	Lap 6			77	2:11.606	07.830	67	3:11.668	1:40.707	Lap 16		
99	2:14.809	11.138	19	2:11.653		10	2:11.985	11.127	Num Lap Time Gap			51	2:12.062	
66	2:18.018	16.951	51	2:11.512	02.120	13	2:12.219	11.957	Lap 13			77	2:13.063	07.105
Num Lap Time Gap			22	2:11.619	02.683	67	2:12.902	29.631	19	2:11.583		22	2:12.447	14.380
Lap 3			77	2:11.503	07.353	99	2:13.710	33.265	22	2:11.641	02.997	13	2:12.305	14.967
19	2:11.771		10	2:12.322	09.011	66	2:15.658	57.590	99	2:29.525	1 Lap	10	2:10.786	19.461
51	2:11.658	01.437	13	2:12.980	10.106	15	2:16.618	1:05.967	51	2:18.133	07.457	19	2:14.570	24.909
22	2:12.238	01.526	67	2:13.134	25.732	Num Lap Time Gap			77	2:12.307	09.849	67	2:13.824	29.425
10	2:12.385	03.828	99	2:14.041	28.024	Lap 10			15	3:20.457	1 Lap	99	2:12.169	1:00.008
77	2:12.390	04.385	66	2:16.831	44.235	19	2:11.325		13	2:27.595	1:30.509	15	2:13.412	1:29.013
13	2:12.615	05.715	15	2:16.444	50.725	51	2:11.482	01.683	10	2:11.870	1:38.973	66	2:17.088	1:47.541
15	2:17.347	16.166	Num Lap Time Gap			22	2:11.547	03.393	67	2:13.085	1:42.209	Num Lap Time Gap		
99	2:17.209	16.576	Lap 7			77	2:12.051	08.556	Num Lap Time Gap			Lap 17		
67	2:18.020	17.135	19	2:11.563		10	2:12.328	12.130	Lap 14			51	2:11.309	
66	2:18.507	23.687	51	2:11.482	02.039	13	2:12.455	13.087	19	2:17.636		77	2:12.956	08.752
Num Lap Time Gap			22	2:11.654	02.774	67	2:13.036	31.342	99	2:12.345	1 Lap	22	2:12.248	15.319
Lap 4			77	2:11.694	07.484	99	2:20.846	42.786	22	2:17.430	02.791	13	2:12.541	16.199
19	2:11.801		10	2:12.592	10.040	66	2:17.310	1:03.575	77	2:18.552	10.765	10	2:11.089	19.241
51	2:12.042	01.678	13	2:12.224	10.767	15	2:16.394	1:11.036	66	3:21.647	1 Lap	19	2:16.011	29.611
22	2:12.474	02.199	67	2:13.178	27.347				15	2:13.279	1 Lap	67	2:13.892	32.008





Paul Ricard
GT Cup Open Europe
Race - 2
Analysis by Lap



Num	Lap Time	Gap
99	2:11.837	1:00.536
15	2:13.765	1:31.469
66	2:16.481	1:52.713

Num	Lap Time	Gap
Lap 18		
51	2:11.964	
77	2:13.176	09.964
22	2:12.505	15.860
13	2:12.795	17.030
10	2:10.862	18.139
19	2:15.825	33.472
67	2:13.921	33.965
99	2:11.911	1:00.483
15	2:13.429	1:32.934
66	2:16.545	1:57.294

Num	Lap Time	Gap
Lap 19		
51	2:12.009	
77	2:12.965	10.920
22	2:12.489	16.340
13	2:12.365	17.386
10	2:12.010	18.140
19	2:15.516	36.979
67	2:15.949	37.905
99	2:11.882	1:00.356
15	2:17.203	1:38.128
66	2:17.174	2:02.459

Num	Lap Time	Gap
Lap 20		
51	2:11.764	
77	2:12.894	12.050
22	2:12.466	17.042
10	2:11.496	17.872
13	2:14.028	19.650
67	2:14.578	40.719
19	2:16.055	41.270
99	2:12.184	1:00.776
15	2:13.941	1:40.305
66	2:16.262	2:06.957

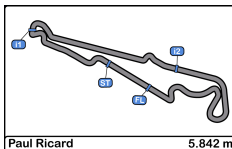
Num	Lap Time	Gap
Lap 21		
13	2:14.183	21.987
67	2:13.905	43.621
19	2:15.432	50.336
99	2:14.476	1:03.153
51	2:12.395	
77	2:12.549	12.204
22	2:11.785	16.432
10	2:11.650	17.127
13	2:12.984	20.239
67	2:13.338	41.662
19	2:14.750	43.625
99	2:12.721	1:01.102
15	2:13.241	1:41.151
66	2:16.388	2:10.950

Num	Lap Time	Gap
Lap 22		
51	2:12.590	
77	2:12.203	11.817
10	2:12.841	17.378
22	2:13.801	17.643
13	2:13.382	21.031
67	2:13.432	42.504
19	2:15.176	46.211
99	2:12.568	1:01.080
15	2:27.359	1:55.920

Num	Lap Time	Gap
Lap 23		
51	2:13.271	
66	2:16.797	1 Lap
77	2:12.860	11.406
10	2:11.479	15.586
22	2:12.240	16.612
13	2:13.186	20.946
67	2:13.625	42.858
19	2:15.106	48.046
99	2:14.010	1:01.819

Num	Lap Time	Gap
Lap 24		
51	2:13.142	
66	2:17.191	1 Lap
77	2:12.260	10.524
10	2:11.779	14.223
22	2:11.911	15.381



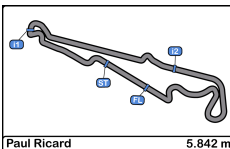


Paul Ricard
 GT Cup Open Europe
 Race - 2
 Best Sectors Results



Sector - 1				Sector - 2				Sector - 3				Ideal Lap vs Best Lap				
Clas	Nº	Driver	Time	Nº	Driver	Time	Nº	Driver	Time	Clas	Nº	Driver	Ideal Lap	Best Lap	Clas	
1	51	Aldo Festante	36.051	10	Díaz-Varela - Cerqueda	38.735	10	Díaz-Varela - Cerqueda	55.608	1	10	Díaz-Varela - Cerqueda	2:10.456	2:10.786	1	
2	77	Hefler - Valenza	36.101	19	Gillion - Verdonck	38.811	51	Aldo Festante	55.707	2	19	Gillion - Verdonck	2:10.809	2:11.142	2	
3	10	Díaz-Varela - Cerqueda	36.113	99	Coimbra - Silva	38.969	22	Leutwiler - Schouten	55.753	3	51	Aldo Festante	2:10.876	2:11.178	3	
4	22	Leutwiler - Schouten	36.133	77	Hefler - Valenza	39.094	19	Gillion - Verdonck	55.840	4	22	Leutwiler - Schouten	2:11.046	2:11.203	4	
5	19	Gillion - Verdonck	36.158	51	Aldo Festante	39.118	13	Jaume Font	56.043	5	77	Hefler - Valenza	2:11.248	2:11.503	5	
6	99	Coimbra - Silva	36.253	22	Leutwiler - Schouten	39.160	77	Hefler - Valenza	56.053	6	99	Coimbra - Silva	2:11.481	2:11.541	6	
7	13	Jaume Font	36.260	15	de Martin - Villanueva	39.329	99	Coimbra - Silva	56.259	7	13	Jaume Font	2:11.765	2:12.103	7	
8	67	Mario Cordoni	36.343	13	Jaume Font	39.462	67	Mario Cordoni	56.489	8	67	Mario Cordoni	2:12.375	2:12.514	8	
9	15	de Martin - Villanueva	36.411	67	Mario Cordoni	39.543	15	de Martin - Villanueva	56.934	9	15	de Martin - Villanueva	2:12.674	2:13.241	9	
10	66	Roberto Rayneri	37.235	66	Roberto Rayneri	40.430	66	Roberto Rayneri	57.448	10	66	Roberto Rayneri	2:15.113	2:15.658	10	





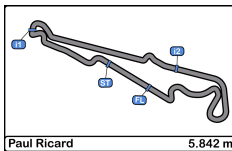
Paul Ricard
 GT Cup Open Europe
 Race - 2
 Leader Sequence



Paul Ricard 5.842 m.

Nº	Entrant/Team	Nat	Driver 1	Nat	Driver 2	Nat	Vehicle	Cat	Start Lap	End Lap	Laps	Total Laps
19	PROsport Racing		Rodrigue Gillion		Nico Verdonck		Aston Martin Vantage	PROAM	1	14	14	14
51	Ombra Racing		Aldo Festante				Porsche 911 GT3 Cup 2018	PROAM	15	25	11	11



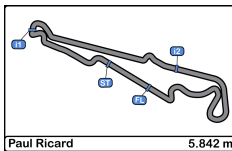


Paul Ricard
GT Cup Open Europe
Race - 2
Best 5 Lap Times



Cl	N°	Entrant/Team	Nat	Driver 1	Nat	Status	Driver 2	Nat	Status	Vehicle	Cat	Cl	Best 1		Best 2		Best 3		Best 4		Best 5	
													Time	Lap	Time	Lap	Time	Lap	Time	Lap	Time	Lap
1	10	Baporo Motorsport	ESP	<u>Daniel Díaz-Varela</u>	ESP		Manel Cerqueda	AND		Audi R8 LMS	AM	1	2:10.786	16	2:10.862	18	2:11.089	17	2:11.479	23	2:11.496	14
2	19	PROsport Racing	DEU	Rodrigue Gillion	BEL		<u>Nico Verdonck</u>	BEL		Aston Martin Vantage	PROAM	1	2:11.142	5	2:11.325	10	2:11.445	11	2:11.539	9	2:11.563	7
3	51	Ombra Racing	ITA	Aldo Festante	ITA					Porsche 911 GT3 Cup 2018	PROAM	2	2:11.178	11	2:11.284	9	2:11.309	17	2:11.335	8	2:11.367	12
4	22	PZ Oberer Zürichsee by TFT	CHE	Niki Leutwiler	CHE		<u>Bas Schouten</u>	NLD		Porsche 911 Cup MY 2018	PROAM	3	2:11.203	11	2:11.547	10	2:11.590	8	2:11.619	6	2:11.641	13
5	77	Team Virage	POL	Robert Hefler	HUN		<u>Philippe Valenza</u>	ESP		Aston Martin Vantage	PROAM	4	2:11.503	6	2:11.559	12	2:11.606	9	2:11.694	7	2:11.872	8
6	99	Sports and You	PRT	Antonio Coimbra	PRT		<u>Luis Silva</u>	PRT		Mercedes AMG GT4 HP 2019	AM	2	2:11.541	15	2:11.837	17	2:11.882	19	2:11.911	18	2:12.009	14
7	13	Baporo Motorsport	ESP	Jaume Font	ESP					Porsche 991 Cup MY 2018	AM	3	2:12.103	8	2:12.219	9	2:12.224	7	2:12.305	16	2:12.365	19
8	67	GDL Racing	SMR	Mario Cordoni	ITA					Porsche 911 GT3 Cup 2018	AM	4	2:12.514	8	2:12.902	9	2:13.036	10	2:13.085	13	2:13.134	6
9	15	NM Racing Team	ESP	<u>Alberto de Martin</u>	ESP		Rafael Villanueva	ESP		Mercedes AMG GT4 HP 2019	PROAM	5	2:13.241	21	2:13.279	13	2:13.412	16	2:13.429	18	2:13.444	14
10	66	GDL Racing	SMR	Roberto Rayneri	ITA					Porsche 911 GT3 Cup 2018	AM	5	2:15.658	9	2:15.968	7	2:16.262	20	2:16.388	21	2:16.424	8





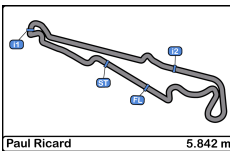
Paul Ricard
GT Cup Open Europe
Race - 2
Best 5 Top Speeds



Paul Ricard 5.842 m.

Cl	N°	Entrant/Team	Nat	Driver 1	Nat	Driver 2	Nat	Vehicle	Cat	Cl	Top 1		Top 2		Top 3		Top 4		Top 5		Avg
											Km/h	Lap	Km/h	Lap	Km/h	Lap	Km/h	Lap	Km/h	Lap	
1	77	Team Virage		Robert Hefler		Philippe Valenza		Aston Martin Vantage	PROAM	1	238.9	3	238.4	2	237.3	5	236.3	25	235.8	8	237.3
2	99	Sports and You		Antonio Coimbra		Luis Silva		Mercedes AMG GT4 HP 2019	AM	1	238.4	2	237.8	23	237.3	5	237.3	8	237.3	19	237.6
3	15	NM Racing Team		Alberto de Martin		Rafael Villanueva		Mercedes AMG GT4 HP 2019	PROAM	2	237.3	2	235.8	20	235.8	22	235.2	3	234.7	5	235.8
4	10	Baporo Motorsport		Daniel Díaz-Varela		Manel Cerqueda		Audi R8 LMS	AM	2	234.7	2	234.7	20	233.7	19	233.7	21	233.2	15	234.0
5	19	PROsport Racing		Rodrigue Gillion		Nico Verdonck		Aston Martin Vantage	PROAM	3	232.2	20	232.2	21	232.2	22	231.7	14	231.7	23	232.0
6	22	PZ Oberer Zürichsee by TFT		Niki Leutwiler		Bas Schouten		Porsche 911 Cup MY 2018	PROAM	4	231.7	23	230.2	5	230.2	9	229.7	6	229.7	8	230.3
7	67	GDL Racing		Mario Cordoni				Porsche 911 GT3 Cup 2018	AM	3	229.7	2	229.7	19	229.2	5	229.2	20	228.3	18	229.3
8	13	Baporo Motorsport		Jaume Font				Porsche 991 Cup MY 2018	AM	4	229.2	2	228.3	3	228.3	6	228.3	8	227.8	5	228.4
9	51	Ombra Racing		Aldo Festante				Porsche 911 GT3 Cup 2018	PROAM	5	229.2	2	228.8	3	228.3	23	227.8	9	227.8	13	228.4
10	66	GDL Racing		Roberto Rayneri				Porsche 911 GT3 Cup 2018	AM	5	226.4	2	226.4	23	225.9	3	225.9	22	225.4	5	226.0



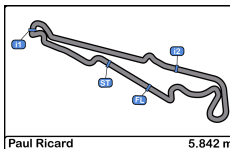


Paul Ricard
GT Cup Open Europe
Race - 2
Fastest Laps Sequence



Lap	Time of Day	Session Time	Nº	Entrant/Team	Nat	Driver 1	Nat	Driver 2	Nat	Vehicle	Cat	Time	Km/h
2	16:08:12.789	4:28.789	19	PROsport Racing		Rodrigue Gillion		<u>Nico Verdonck</u>		Aston Martin Vantage	PROAM	2:11.972	158.8
2	16:08:14.339	4:30.339	51	Ombra Racing		Aldo Festante				Porsche 911 GT3 Cup 2018	PROAM	2:11.691	159.1
3	16:10:25.997	6:41.997	51	Ombra Racing		Aldo Festante				Porsche 911 GT3 Cup 2018	PROAM	2:11.658	159.1
5	16:14:47.503	11:03.503	19	PROsport Racing		Rodrigue Gillion		<u>Nico Verdonck</u>		Aston Martin Vantage	PROAM	2:11.142	159.8
16	16:40:32.915	36:48.915	10	Baporo Motorsport		Daniel Díaz-Varela		<u>Manel Cerqueda</u>		Audi R8 LMS	AM	2:10.786	160.2



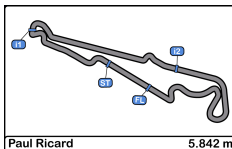


Paul Ricard
GT Cup Open Europe
Race - 2
Event Best Maximum Speed



Nº	Entrant/Team	Nat	Driver 1	Nat	Driver 2	Nat	Vehicle	Cat	Km/h	Session
15	NM Racing Team	ESP	Alberto de Martin	ESP	Rafael Villanueva	ESP	Mercedes AMG GT4 HP 2019	PROAM	244.3	Private test
99	Sports and You	PRT	Antonio Coimbra	PRT	Luis Silva	PRT	Mercedes AMG GT4 HP 2019	AM	244.3	Free Practice - 3
77	Team Virage	POL	Robert Hefler	HUN	Philippe Valenza	ESP	Aston Martin Vantage	PROAM	242.6	Free Practice - 2
10	Baporo Motorsport	ESP	Daniel Díaz-Varela	ESP	Manel Cerqueda	AND	Audi R8 LMS	AM	240.0	Free Practice - 2
26	NM Racing Team	ESP	Albert Estragues	ESP			Transam Euro 2018	AM	239.4	Free Practice - 2
19	PROsport Racing	DEU	Rodrigue Gillion	BEL	Nico Verdonck	BEL	Aston Martin Vantage	PROAM	237.8	Free Practice - 3
22	PZ Oberer Zürichsee by TFT	CHE	Niki Leutwiler	CHE	Bas Schouten	NLD	Porsche 911 Cup MY 2018	PROAM	235.8	Free Practice - 2
51	Ombra Racing	ITA	Aldo Festante	ITA			Porsche 911 GT3 Cup 2018	PROAM	234.7	Free Practice - 2
13	Baporo Motorsport	ESP	Jaume Font	ESP			Porsche 991 Cup MY 2018	AM	234.7	Free Practice - 2
67	GDL Racing	SMR	Mario Cordoni	ITA			Porsche 911 GT3 Cup 2018	AM	234.2	Free Practice - 2
66	GDL Racing	SMR	Roberto Rayneri	ITA			Porsche 911 GT3 Cup 2018	AM	230.7	Qualifying - 1 Driver - 1





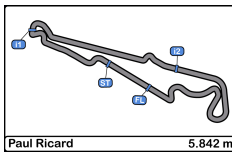
Paul Ricard
 GT Cup Open Europe
 Race - 2
 Lap Chart



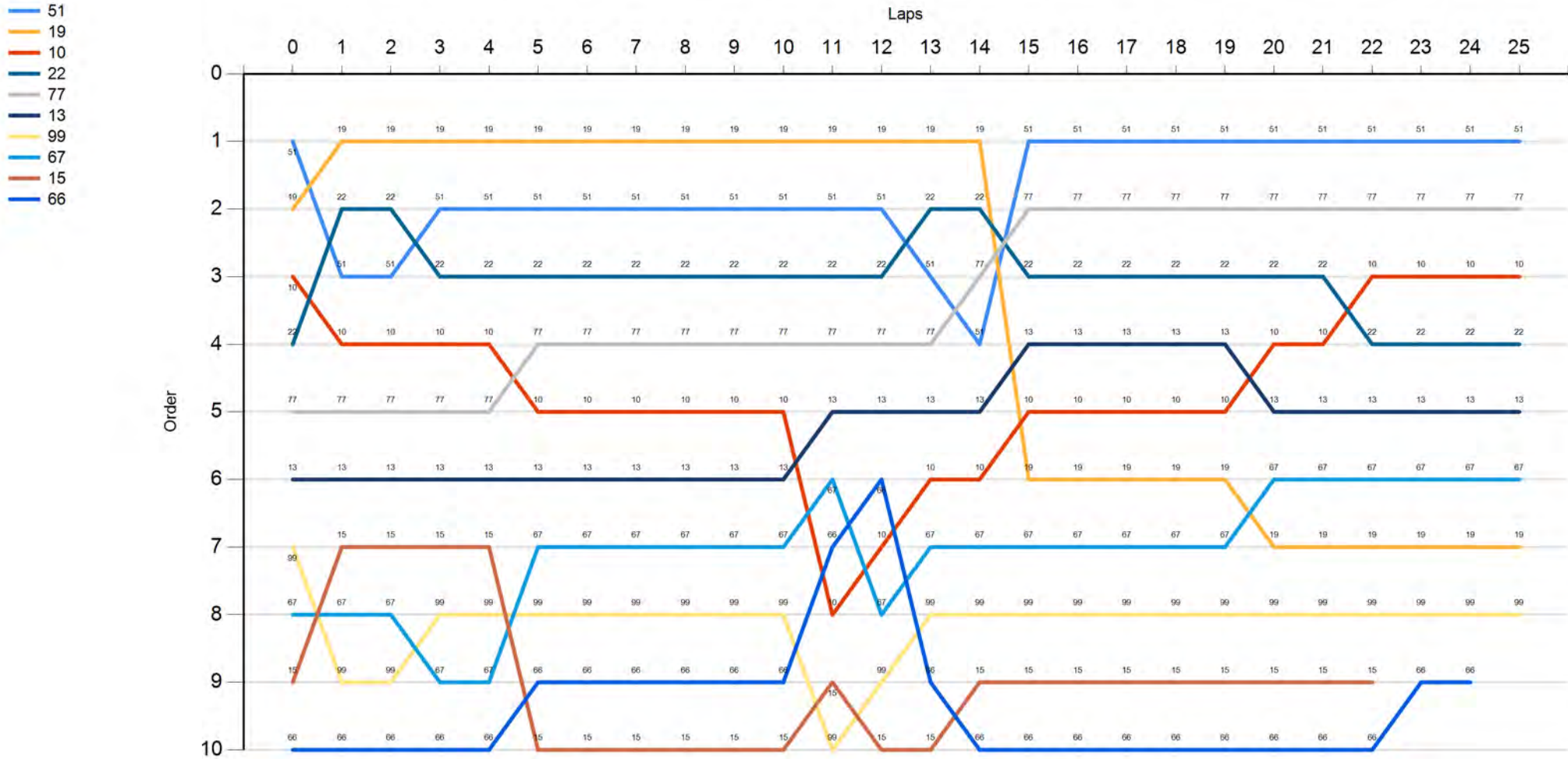
LAP

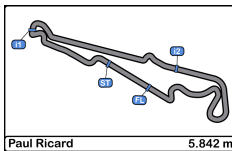
Nr	Po	Grid	1	2	3	4	5	6	7	8	9	10	11	12	13	14	15	16	17	18	19	20	21	22	23	24	25
51	1	51	19	19	19	19	19	19	19	19	19	19	19	19	19	19	51	51	51	51	51	51	51	51	51	51	51
19	2	19	22	22	51	51	51	51	51	51	51	51	51	51	22	22	77	77	77	77	77	77	77	77	77	77	77
10	3	10	51	51	22	22	22	22	22	22	22	22	22	22	51	77	22	22	22	22	22	22	22	10	10	10	10
22	4	22	10	10	10	10	77	77	77	77	77	77	77	77	77	51	13	13	13	13	13	10	10	22	22	22	22
77	5	77	77	77	77	77	10	10	10	10	10	10	13	13	13	13	10	10	10	10	10	13	13	13	13	13	13
13	6	13	13	13	13	13	13	13	13	13	13	13	67	66	10	10	19	19	19	19	19	67	67	67	67	67	67
99	7	99	15	15	15	15	67	67	67	67	67	67	66	10	67	67	67	67	67	67	67	19	19	19	19	19	19
67	8	67	67	67	99	99	99	99	99	99	99	99	10	67	99	99	99	99	99	99	99	99	99	99	99	99	99
15	9	15	99	99	67	67	66	66	66	66	66	66	15	99	66	15	15	15	15	15	15	15	15	15	66	66	
66	10	66	66	66	66	66	15	15	15	15	15	15	99	15	15	66	66	66	66	66	66	66	66	66	66	66	





Paul Ricard
 GT Cup Open Europe
 Race - 2
 Graphic Lap Chart





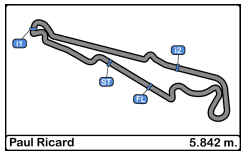
Paul Ricard
GT Cup Open Europe
Race - 2
Pit Stop Analysis



Paul Ricard 5.842 m.

Nr.	In Day Time	Entrant/Team	Nat	Driver 1	Nat	Driver 2	Nat	Vehicle	Cat	In Time	Stop N°	Pit Time	Handicap	Penalty
10	16:28:08.475	Baporo Motorsport	ESP	Daniel Díaz-Varela	ESP	Manel Cerqueda	AND	Audi R8 LMS	AM	24:24.114	1	1:25.903	1:25	
67	16:28:28.576	GDL Racing	SMR	Mario Cordoni	ITA			Porsche 911 GT3 Cup 2018	AM	24:44.215	1	1:08.694	1:10	-1.306
99	16:28:55.139	Sports and You	PRT	Antonio Coimbra	PRT	Luis Silva	PRT	Mercedes AMG GT4 HP 2019	AM	25:10.778	2	1:17.943	1:15	
15	16:29:12.760	NM Racing Team	ESP	Alberto de Martin	ESP	Rafael Villanueva	ESP	Mercedes AMG GT4 HP 2019	PROAM	25:28.399	1	1:22.078	1:15	
13	16:30:19.849	Baporo Motorsport	ESP	Jaume Font	ESP			Porsche 991 Cup MY 2018	AM	26:35.488	1	1:20.226	1:20	
66	16:31:18.639	GDL Racing	SMR	Roberto Rayneri	ITA			Porsche 911 GT3 Cup 2018	AM	27:34.278	1	1:13.498	1:10	
51	16:32:18.645	Ombra Racing	ITA	Aldo Festante	ITA			Porsche 911 GT3 Cup 2018	PROAM	28:34.284	1	1:20.334	1:20	
19	16:34:29.186	PROsport Racing	BEL	Rodrigue Gillion	BEL	Nico Verdonck	BEL	Aston Martin Vantage	PROAM	30:44.825	1	1:39.064	1:10	
22	16:34:32.007	PZ Oberer Zürichsee by TFT	CHE	Niki Leutwiler	CHE	Bas Schouten	NLD	Porsche 911 Cup MY 2018	PROAM	30:47.646	1	1:30.200	1:30	
77	16:34:40.032	Team Virage	POL	Robert Hefler	HUN	Philippe Valenza	ESP	Aston Martin Vantage	PROAM	30:55.671	1	1:13.993	1:10	

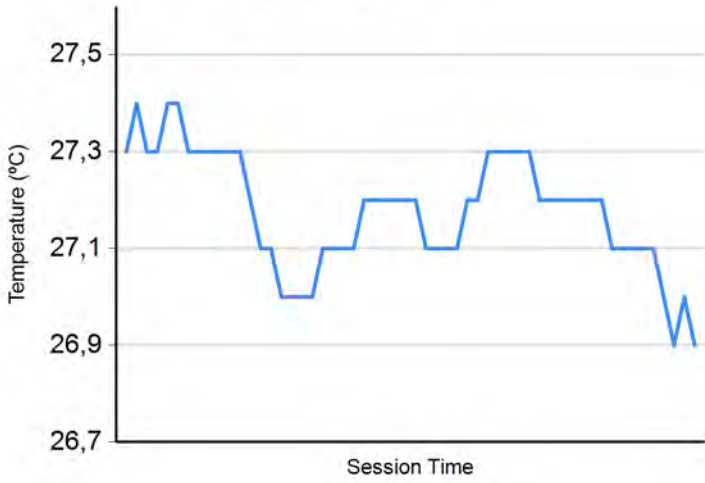




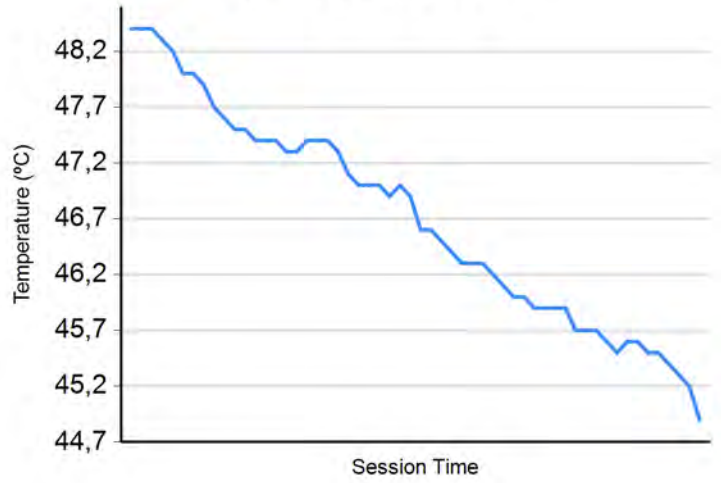
Paul Ricard
GT Cup Open Europe
Race - 2
Weather Report



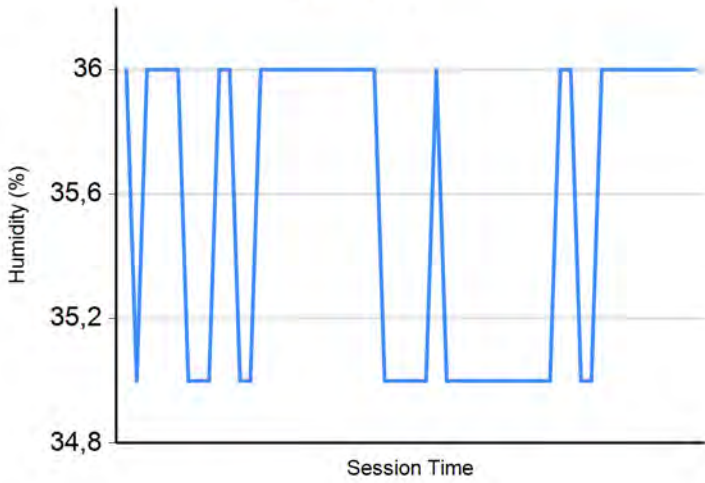
Air Temperature



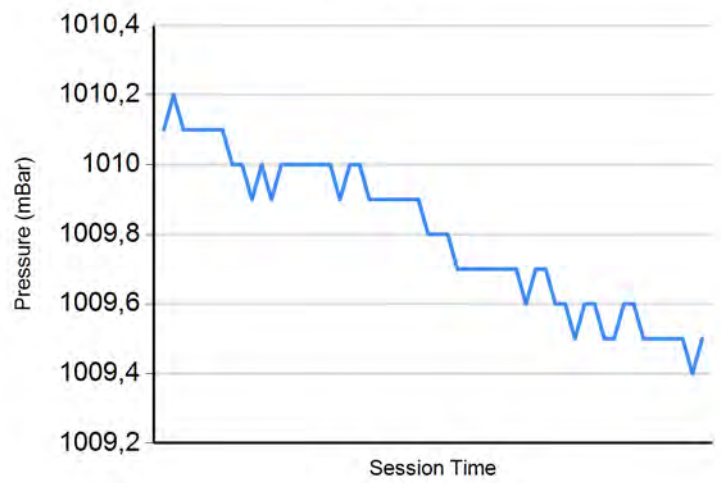
Track Temperature



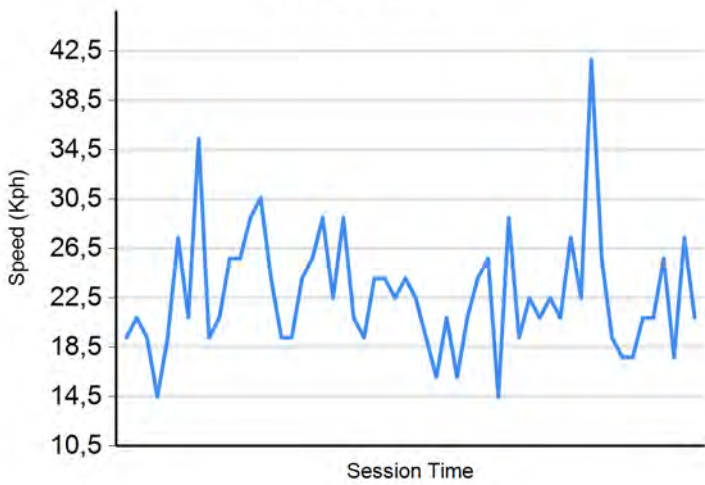
Humidity



Pressure

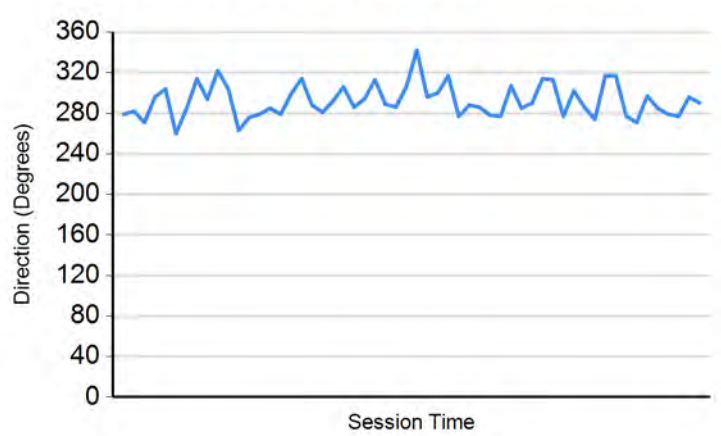


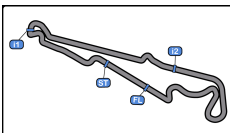
Wind Speed



Wind direction

North = 0°/360° Est = 90° South = 180° West = 270°





Paul Ricard
GT Cup Open Europe
Race - 2



Final Results

Paul Ricard 5.842 m.


Cls	Nº	Entrant/Team	Nat	Driver 1	Nat	Driver 2	Nat	Vehicle	Cat	Cl	Laps	Total Time	Gap	Interval	Km/h	Best	Time	Km/h
1	51	Ombra Racing	ITA	Aldo Festante	ITA			Porsche 911 GT3 Cup 2018	PROAM	1	25	56:21.056			154.9	11	2:11.178	159.7
2	77	Team Virage	POL	Robert Heffler	HUN	<u>Philippe Valenza</u>	ESP	Aston Martin Vantage	PROAM	2	25	56:31.643	10.587	10.587	154.4	6	2:11.503	159.3
3	10	Baporo Motorsport	ESP	<u>Daniel Díaz-Varela</u>	ESP	Manel Cerqueda	AND	Audi R8 LMS	AM	1	25	56:34.335	13.279	2.692	154.3	16	2:10.786	160.2
4	22	PZ Oberer Zürichsee by TFT	CHE	Niki Leutwiler	CHE	<u>Bas Schouten</u>	IND	Porsche 911 Cup MY 2018	PROAM	3	25	56:34.937	13.881	0.602	154.3	11	2:11.203	159.7
5	13	Baporo Motorsport	ESP	Jaume Font	ESP			Porsche 991 Cup MY 2018	AM	2	25	56:45.545	24.489	10.608	153.8	8	2:12.103	158.6
6	67	GDL Racing	SMR	Mario Cordoni	ITA			Porsche 911 GT3 Cup 2018	AM	3	25	57:09.510	48.454	23.965	152.7	8	2:12.514	158.1
7	19	PROsport Racing	DEU	Rodrigue Gillion	BEL	<u>Nico Verdonck</u>	BEL	Aston Martin Vantage	PROAM	4	25	57:13.054	51.998	3.544	152.6	5	2:11.142	159.8
8	99	Sports and You	PRT	Antonio Coimbra	PRT	<u>Luis Silva</u>	PRT	Mercedes AMG GT4 HP 2019	AM	4	25	57:25.040	1:03.984	11.986	152.0	15	2:11.541	159.3
9	66	GDL Racing	SMR	Roberto Rayneri	ITA			Porsche 911 GT3 Cup 2018	AM	5	24	56:49.437	1 Lap	1 Lap	147.5	9	2:15.658	154.5
10	15	NM Racing Team	ESP	<u>Alberto de Martin</u>	ESP	Rafael Villanueva	ESP	Mercedes AMG GT4 HP 2019	PROAM	5	22	51:37.044	3 Laps	2 Laps	148.8	21	2:13.241	157.3

Fastest lap Díaz-Varela - Cerqueda in 2:10.786 at 160.3 Km/h in lap 16

DRIVE THROUGH CAR 99 CAUSING A COLLISION DONE DURING THE RACE
 CAR #67 - 3 SECONDS TIME PENALTY ADDED TO RACE TIME - LESS TIME HANDICAP
 CAR #99 REPRIMAND (DRIVING BEHAVIOR) DRIVING OFF TRACK LIMITS AFTER THE START

Published at:.....

Track Temp: 44.9 °C Air Temp: 26.9 °C Humidity: 36 % Track Status: DRY

Stewards:	Race Director:	Timekeeper: 
-----------	----------------	---------------------------------------------------------------------------------------------------





Championship Classification



Cls.	Name	Nat.	Net Pts.	Pts.	Hungaroring		Paul Ricard		Monza		SPA-Francorchamps		Barcelona	
					R1	R2	R1	R2	R1	R2	R1	R2	R1	R2
1	Niki Leutwiler		44	44	12	12	12	8						
2	Aldo Festante		40	40	10	15		15						
3	Daniel Díaz-Varela		38	38	8	5	15	10						
	Manel Cerqueda		38	38	8	5	15	10						
4	Jaume Font		31	31	15	10		6						
5	Vincent Beltoise		24	24	12	12								
6	Robert Hefler		22	22		6	4	12						
	Philippe Valenza		22	22		6	4	12						
7	Bas Schouten		20	20			12	8						
8	Antonio Coimbra		17	17	6		8	3						
	Luis Silva		17	17	6		8	3						
9	Mario Cordoni		11	11			6	5						
10	Rafael Villanueva		11	11			10	1						
	Alberto de Martin		11	11			10	1						
11	Albert Estragues		8	8		8								
12	Csaba Walter		8	8	4	4								
	Gregor Zsigo		8	8	4	4								
13	Michael Blanchemain		8	8	5	3								
	Stephane Adler		8	8	5	3								
14	Roberto Rayneri		7	7			5	2						
15	Rodrigue Gillion		4	4				4						
	Nico Verdonck		4	4				4						


Championship PROAM Classification


Cls.	Name	Nat.	Net Pts.	Pts.	Hungaroring		Paul Ricard		Monza		SPA-Francorchamps		Barcelona	
					R1	R2	R1	R2	R1	R2	R1	R2	R1	R2
1	Niki Leutwiler		17	17	5	4	5	3						
2	Aldo Festante		14	14	4	5		5						
3	Philippe Valenza		10	10		3	3	4						
	Robert Hefler		10	10		3	3	4						
4	Vincent Beltoise		9	9	5	4								
5	Bas Schouten		8	8			5	3						
6	Rafael Villanueva		5	5			4	1						
	Alberto de Martin		5	5			4	1						
7	Rodrigue Gillion		2	2				2						
	Nico Verdonck		2	2				2						


Championship AM Classification



Cls.	Name	Nat.	Net Pts.	Pts.	Hungaroring		Paul Ricard		Monza		SPA-Francorchamps		Barcelona	
					R1	R2	R1	R2	R1	R2	R1	R2	R1	R2
1	Daniel Díaz-Varela		29	29	8	6	10	5						
	Manel Cerqueda		29	29	8	6	10	5						
2	Jaume Font		24	24	10	10		4						
3	Luis Silva		16	16	6		8	2						
	Antonio Coimbra		16	16	6		8	2						
4	Mario Cordoni		9	9			6	3						
5	Albert Estragues		8	8		8								
6	Csaba Walter		7	7	3	4								
	Gregor Zsigo		7	7	3	4								
7	Michael Blanchemain		7	7	4	3								
	Stephane Adler		7	7	4	3								
8	Roberto Rayneri		5	5			4	1						


Championship Teams' Classification


Cls.	Team	Nat.	Net Pts.	Pts.	Hungaroring		Paul Ricard		Monza		SPA-Francorchamps		Barcelona	
					R1	R2	R1	R2	R1	R2	R1	R2	R1	R2
1	Baporo Motorsport		41	41	14	8	10	9						
2	PZ Oberer Zürichsee by TFT		28	28	8	8	8	4						
3	Ombra Racing		26	26	6	10		10						
4	Team Virage		13	13	2	3		8						
5	NM Racing Team		10	10		4	6							
6	GDL Racing		7	7			5	2						
7	Sports and You		7	7	3		4							
8	PROsport Racing		0	0										
9	Racing Trevor		0	0										


Drivers Statistics

Cls.	Nº	Name	Nat.	Net Points	Points	First Positions	Seconds Positions	Thirds Positions	Race Fastest Laps	Pole Positions	Laps in first place	Km. covered in Race	Km. covered in Practice
1	22	Niki Leutwiler		44	44		3					540.817	565.488
2	51	Aldo Festante		40	40	2		1	2	3	53	401.089	571.368
3	10	Daniel Díaz-Varela		38	38	1		1	1	1	8	540.817	657.431
	10	Manel Cerqueda		38	38	1		1	1	1	8	540.817	657.431
4	13	Jaume Font		31	31	1		1			12	395.267	686.541
5	22	Vincent Beltoise		24	24		2					249.717	227.812
6	77	Robert Hefler		22	22		1					438.671	613.679
	77	Philippe Valenza		22	22		1					438.671	613.679
7	22	Bas Schouten		20	20		1					291.100	337.676
8	99	Antonio Coimbra		17	17						4	448.816	699.626
	99	Luis Silva		17	17						4	448.816	699.626
9	67	Mario Cordoni		11	11							291.100	302.744
10	15	Rafael Villanueva		11	11			1	1		16	273.634	436.650
	15	Alberto de Martin		11	11			1	1		16	273.634	436.650
11	26	Albert Estragues		8	8							170.743	358.546
12	40	Csaba Walter		8	8							240.955	210.288
	40	Gregor Zsigo		8	8							240.955	210.288
13	88	Michael Blanchemain		8	8							240.955	350.480
	88	Stephane Adler		8	8							240.955	350.480
14	66	Roberto Rayneri		7	7							285.278	279.456
15	19	Rodrigue Gillion		4	4						14	180.482	384.252
	19	Nico Verdonck		4	4						14	180.482	384.252


Drivers Performance


Cls.	Name	Nat.	Net Pts.	Pts.	Hungaroring		Paul Ricard		Red Bull Ring		Monza		SPA-Francorchamps		Barcelona	
					R1	R2	R1	R2	R1	R2	R1	R2	R1	R2	R1	R2
1	Niki Leutwiler		44	44	3-2	2-2	5-2	4-4								
2	Aldo Festante		40	40	1-3	1-1	3-NC	1-1								
3	Daniel Díaz-Varela		38	38	6-4	5-6	1-1	3-3								
	Manel Cerqueda		38	38	6-4	5-6	1-1	3-3								
4	Jaume Font		31	31	2-1	3-3	7-NP	6-5								
5	Vincent Beltoise		24	24	3-2	2-2	NP-NP	NP-NP								
6	Robert Hefler		22	22	7-NC	4-5	6-7	5-2								
	Philippe Valenza		22	22	7-NC	4-5	6-7	5-2								
7	Bas Schouten		20	20	NP-	NP-	5-2	4-4								
8	Antonio Coimbra		17	17	4-5	6-NC	4-4	7-8								
	Luis Silva		17	17	4-5	6-NC	4-4	7-8								
9	Mario Cordoni		11	11	NP-	NP-	10-5	8-6								
10	Rafael Villanueva		11	11	NP-	NP-	2-3	9-10								
	Alberto de Martin		11	11	NP-	NP-	2-3	9-10								
11	Albert Estragues		8	8	5-NC	NP-4	8-NC	NP-NP								
12	Csaba Walter		8	8	8-7	8-7	NP-NP	NP-NP								
	Gregor Zsigo		8	8	8-7	8-7	NP-NP	NP-NP								
13	Michael Blanchemain		8	8	9-6	7-8	NP-NP	NP-NP								
	Stephane Adler		8	8	9-6	7-8	NP-NP	NP-NP								
14	Roberto Rayneri		7	7	NP-	NP-	11-6	10-9								
15	Rodrigue Gillion		4	4	NP-	NP-	9-NC	2-7								
	Nico Verdonck		4	4	NP-	NP-	9-NC	2-7								