

Paul Ricard
GT Cup Open Europe
Race - 2



Provisional Results

Paul Ricard 5.842 m.


Cls	Nº	Entrant/Team	Nat	Driver 1	Nat	Driver 2	Nat	Vehicle	Cat	Cl	Laps	Total Time	Gap	Interval	Km/h	Best	Time	Km/h
1	51	Ombra Racing	ITA	Aldo Festante	ITA			Porsche 911 GT3 Cup 2018	PROAM	1	25	56:21.056			154.9	11	2:11.178	159.7
2	77	Team Virage	POL	Robert Hefler	HUN	<u>Philippe Valenza</u>	ESP	Aston Martin Vantage	PROAM	2	25	56:31.643	10.587	10.587	154.4	6	2:11.503	159.3
3	10	Baporo Motorsport	ESP	<u>Daniel Díaz-Varela</u>	ESP	Manel Cerqueda	AND	Audi R8 LMS	AM	1	25	56:34.335	13.279	2.692	154.3	16	2:10.786	160.2
4	22	PZ Oberer Zürichsee by TFT	CHE	Niki Leutwiler	CHE	<u>Bas Schouten</u>	NLD	Porsche 911 Cup MY 2018	PROAM	3	25	56:34.937	13.881	0.602	154.3	11	2:11.203	159.7
5	13	Baporo Motorsport	ESP	Jaume Font	ESP			Porsche 991 Cup MY 2018	AM	2	25	56:45.545	24.489	10.608	153.8	8	2:12.103	158.6
6	67	GDL Racing	SMR	Mario Cordoni	ITA			Porsche 911 GT3 Cup 2018	AM	3	25	57:09.510	48.454	23.965	152.7	8	2:12.514	158.1
7	19	PROsport Racing	DEU	Rodrigue Gillion	BEL	<u>Nico Verdonck</u>	BEL	Aston Martin Vantage	PROAM	4	25	57:13.054	51.998	3.544	152.6	5	2:11.142	159.8
8	99	Sports and You	PRT	Antonio Coimbra	PRT	<u>Luis Silva</u>	PRT	Mercedes AMG GT4 HP 2019	AM	4	25	57:25.040	1:03.984	11.986	152.0	15	2:11.541	159.3
9	66	GDL Racing	SMR	Roberto Rayneri	ITA			Porsche 911 GT3 Cup 2018	AM	5	24	56:49.437	1 Lap	1 Lap	147.5	9	2:15.658	154.5
10	15	NM Racing Team	ESP	<u>Alberto de Martin</u>	ESP	Rafael Villanueva	ESP	Mercedes AMG GT4 HP 2019	PROAM	5	22	51:37.044	3 Laps	2 Laps	148.8	21	2:13.241	157.3

Fastest lap Díaz-Varela - Cerqueda in 2:10.786 at 160.3 Km/h in lap 16

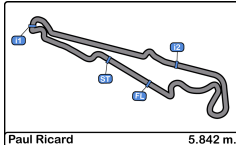
DRIVE THROUGH CAR 99 CAUSING A COLISION DONE DURING THE RACE
 CAR #67 - 3 SECONDS TIME PENALTY ADDED TO RACE TIME - LESS TIME HANDICAP

Published at:.....

Track Temp: 44.9 °C Air Temp: 26.9 °C Humidity: 36 % Track Status: DRY

Stewards:	Race Director:	Timekeeper: 
-----------	----------------	---





Paul Ricard
GT Cup Open Europe
Race - 2
Provisional Results by Class




Cls	Nº	Entrant/Team	Nat	Driver 1	Nat	Driver 2	Nat	Vehicle	Cat	Cl	Laps	Total Time	Gap	Interval	Km/h	Best	Time	Km/h	
PROAM																			
1	51	Ombra Racing	ITA	Aldo Festante	ITA			Porsche 911 GT3 Cup 2018	PROAM	1	25	56:21.056			154.9	11	2:11.178	159.7	
2	77	Team Virage	POL	Robert Hefler	HUN	Philippe Valenza	ESP	Aston Martin Vantage	PROAM	2	25	56:31.643	10.587	10.587	154.4	6	2:11.503	159.3	
3	22	PZ Oberer Zürichsee by TFT	CHE	Niki Leutwiler	CHE	Bas Schouten	NLD	Porsche 911 Cup MY 2018	PROAM	3	25	56:34.937	13.881	3.294	154.3	11	2:11.203	159.7	
4	19	PROsport Racing	DEU	Rodrigue Gillion	BEL	Nico Verdonck	BEL	Aston Martin Vantage	PROAM	4	25	57:13.054	51.998	38.117	152.6	5	2:11.142	159.8	
5	15	NM Racing Team	ESP	Alberto de Martin	ESP	Rafael Villanueva	ESP	Mercedes AMG GT4 HP 2019	PROAM	5	22	51:37.044	3 Laps	3 Laps	148.8	21	2:13.241	157.3	
AM																			
1	10	Baporo Motorsport	ESP	Daniel Díaz-Varela	ESP	Manel Cerqueda	AND	Audi R8 LMS	AM	1	25	56:34.335			154.3	16	2:10.786	160.2	
2	13	Baporo Motorsport	ESP	Jaume Font	ESP			Porsche 991 Cup MY 2018	AM	2	25	56:45.545	24.489	11.210	153.8	8	2:12.103	158.6	
3	67	GDL Racing	SMR	Mario Cordoni	ITA			Porsche 911 GT3 Cup 2018	AM	3	25	57:09.510	48.454	23.965	152.7	8	2:12.514	158.1	
4	99	Sports and You	PRT	Antonio Coimbra	PRT	Luis Silva	PRT	Mercedes AMG GT4 HP 2019	AM	4	25	57:25.040	1:03.984	15.530	152.0	15	2:11.541	159.3	
5	66	GDL Racing	SMR	Roberto Rayneri	ITA			Porsche 911 GT3 Cup 2018	AM	5	24	56:49.437	1 Lap	1 Lap	147.5	9	2:15.658	154.5	

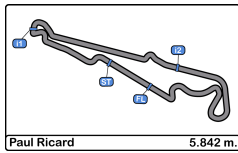
Fastest lap Díaz-Varela - Cerqueda in 2:10.786 at 160.3 Km/h in lap 16

Published at:.....

Track Temp: 44.9 °C Air Temp: 26.9 °C Humidity: 36 % Track Status: DRY

Stewards:	Race Director:	Timekeeper: 
------------------	-----------------------	--





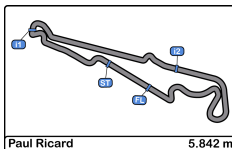
Paul Ricard
GT Cup Open Europe
Race - 2



Provisional Classification by Driver Fastest Lap

Cl	N°	Entrant/Team	Nat	Vehicle	Driver	Nat	Cat	Cl	Laps	Best	Time	Gap	Interval	Km/h
1	10	Baporo Motorsport	ESP	Audi R8 LMS	Manel Cerqueda	AND	AM	1	14	5	2:10.786			160.2
2	19	PROsport Racing	DEU	Aston Martin Vantage	Nico Verdonck	BEL	PROAM	1	14	5	2:11.142	0.356	0.356	159.8
3	51	Ombra Racing	ITA	Porsche 911 GT3 Cup 2018	Aldo Festante	ITA	PROAM	2	25	11	2:11.178	0.392	0.036	159.7
4	22	PZ Oberer Zürichsee by TFT	CHE	Porsche 911 Cup MY 2018	Bas Schouten	NLD	PROAM	3	14	11	2:11.203	0.417	0.025	159.7
5	77	Team Virage	POL	Aston Martin Vantage	Philippe Valenza	ESP	PROAM	4	14	6	2:11.503	0.717	0.300	159.3
6	99	Sports and You	PRY	Mercedes AMG GT4 HP 2019	Antonio Coimbra	PRY	AM	2	14	4	2:11.541	0.755	0.038	159.3
7	22	PZ Oberer Zürichsee by TFT	CHE	Porsche 911 Cup MY 2018	Niki Leutwiler	CHE	PROAM	5	11	7	2:11.785	0.999	0.244	159.0
8	10	Baporo Motorsport	ESP	Audi R8 LMS	Daniel Díaz-Varela	ESP	AM	3	11	9	2:11.985	1.199	0.200	158.7
9	13	Baporo Motorsport	ESP	Porsche 991 Cup MY 2018	Jaume Font	ESP	AM	4	25	8	2:12.103	1.317	0.118	158.6
10	77	Team Virage	POL	Aston Martin Vantage	Robert Hefler	HUN	PROAM	6	11	8	2:12.203	1.417	0.100	158.5
11	67	GDL Racing	SMR	Porsche 911 GT3 Cup 2018	Mario Cordoni	ITA	AM	5	25	8	2:12.514	1.728	0.311	158.1
12	99	Sports and You	PRY	Mercedes AMG GT4 HP 2019	Luis Silva	PRY	AM	6	11	8	2:12.829	2.043	0.315	157.7
13	15	NM Racing Team	ESP	Mercedes AMG GT4 HP 2019	Rafael Villanueva	ESP	PROAM	7	11	10	2:13.241	2.455	0.412	157.3
14	19	PROsport Racing	DEU	Aston Martin Vantage	Rodrigue Gillion	BEL	PROAM	8	11	2	2:14.570	3.784	1.329	155.7
15	66	GDL Racing	SMR	Porsche 911 GT3 Cup 2018	Roberto Rayneri	ITA	AM	7	24	9	2:15.658	4.872	1.088	154.5
16	15	NM Racing Team	ESP	Mercedes AMG GT4 HP 2019	Alberto de Martin	ESP	PROAM	9	11	8	2:16.060	5.274	0.402	154.0





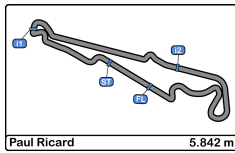
Paul Ricard
GT Cup Open Europe
Race - 2

Distance and Speed Average



Cls	Nº	Entrant/Team	Nat	Driver 1	Nat	Driver 2	Nat	Vehicle	Cat	Cls	Laps	Distance	Total Time	Km/h
1	51	Ombra Racing	ITA	Aldo Festante	ITA			Porsche 911 GT3 Cup 2018	PROAM	1	25	145.55	56:21.056	154.9
2	77	Team Virage	POL	Robert Hefler	HUN	<u>Philippe Valenza</u>	ESP	Aston Martin Vantage	PROAM	2	25	145.55	56:31.643	154.4
3	10	Baporo Motorsport	ESP	<u>Daniel Díaz-Varela</u>	ESP	Manel Cerqueda	AND	Audi R8 LMS	AM	1	25	145.55	56:34.335	154.3
4	22	PZ Oberer Zürichsee by TFT	CHE	Niki Leutwiler	CHE	<u>Bas Schouten</u>	NLD	Porsche 911 Cup MY 2018	PROAM	3	25	145.55	56:34.937	154.3
5	13	Baporo Motorsport	ESP	Jaume Font	ESP			Porsche 991 Cup MY 2018	AM	2	25	145.55	56:45.545	153.8
6	67	GDL Racing	SMR	Mario Cordoni	ITA			Porsche 911 GT3 Cup 2018	AM	3	25	145.55	57:09.510	152.7
7	19	PROsport Racing	DEU	Rodrigue Gillion	BEL	<u>Nico Verdonck</u>	BEL	Aston Martin Vantage	PROAM	4	25	145.55	57:13.054	152.6
8	99	Sports and You	PRT	Antonio Coimbra	PRT	<u>Luis Silva</u>	PRT	Mercedes AMG GT4 HP 2019	AM	4	25	145.55	57:25.040	152.0
9	66	GDL Racing	SMR	Roberto Rayneri	ITA			Porsche 911 GT3 Cup 2018	AM	5	24	139.72	56:49.437	147.5
10	15	NM Racing Team	ESP	<u>Alberto de Martin</u>	ESP	Rafael Villanueva	ESP	Mercedes AMG GT4 HP 2019	PROAM	5	22	128.08	51:37.044	148.8





Paul Ricard
GT Cup Open Europe
Race - 2
Lap Analysis



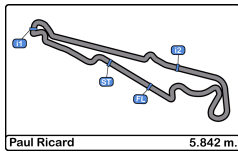
77 1 Robert Hefler Aston Martin Vantage
 PROAM 2 Philippe Valenza Team Virage

Lap	D	Time	Sector 1	Sector 2	Sector 3	T. Spd	Elapsed
1	2	2:20.048	43.185	39.776	57.087	211.3	2:20.048
2	2	2:12.146	36.307	39.241	56.598	238.4	4:32.194
3	2	2:12.390	36.228	39.259	56.903	238.9	6:44.584
4	2	2:13.384	36.302	39.769	57.313	234.7	8:57.968
5	2	2:12.677	36.279	39.939	56.459	237.3	11:10.645
6	2	2:11.503	36.101	39.094	56.308	233.2	13:22.148
7	2	2:11.694	36.150	39.186	56.358	234.2	15:33.842
8	2	2:11.872	36.261	39.235	56.376	235.8	17:45.714
9	2	2:11.606	36.204	39.126	56.276	235.2	19:57.320
10	2	2:12.051	36.310	39.291	56.450	234.2	22:09.371
11	2	2:12.331	36.331	39.425	56.575	232.7	24:21.702
12	2	2:11.559	36.178	39.328	56.053	234.2	26:33.261
13	2	2:12.307	36.488	39.404	56.415	232.2	28:45.568
14	2	2:18.552 P	36.416	39.615	1:02.521	235.2	31:04.120
15	1	3:19.015	1:41.977	40.044	56.994	129.9	34:23.135
16	1	2:13.063	36.667	39.448	56.948	233.7	36:36.198
17	1	2:12.956	37.031	39.330	56.595	234.7	38:49.154
18	1	2:13.176	36.610	39.674	56.892	234.7	41:02.330
19	1	2:12.965	36.602	39.573	56.790	235.8	43:15.295
20	1	2:12.894	36.663	39.546	56.685	234.7	45:28.189
21	1	2:12.549	36.439	39.454	56.656	235.2	47:40.738
22	1	2:12.203	36.430	39.304	56.469	235.2	49:52.941
23	1	2:12.860	36.416	39.433	57.011	235.8	52:05.801
24	1	2:12.260	36.524	39.462	56.274	235.2	54:18.061
25	1	2:13.582	36.458	39.407	57.717	236.3	56:31.643

99 1 Antonio Coimbra Mercedes AMG GT4 HP 2019
 AM 2 Luis Silva Sports and You

Lap	D	Time	Sector 1	Sector 2	Sector 3	T. Spd	Elapsed
1	2	2:24.757	45.762	40.825	58.170	201.8	2:24.757
2	2	2:14.809	37.202	39.928	57.679	238.4	4:39.566
3	2	2:17.209	38.069	40.132	59.008	236.8	6:56.775
4	2	2:16.540	37.462	40.607	58.471	236.8	9:13.315
5	2	2:15.463	37.034	41.215	57.214	237.3	11:28.778
6	2	2:14.041	36.791	40.574	56.676	235.8	13:42.819
7	2	2:13.397	36.514	39.440	57.443	236.3	15:56.216
8	2	2:12.829	36.593	39.326	56.910	237.3	18:09.045
9	2	2:13.710	36.797	39.601	57.312	235.8	20:22.755
10	2	2:20.846 P	36.918	39.658	1:04.270	236.3	22:43.601
11	2	3:27.911 P	52.123	40.187	1:55.601	144.9	26:11.512
12	1	2:29.525	53.498	39.162	56.865	141.3	28:41.037
13	1	2:12.345	36.552	39.242	56.551	236.8	30:53.382
14	1	2:12.009	36.516	39.127	56.366	235.8	33:05.391
15	1	2:11.541	36.313	38.969	56.259	236.3	35:16.932
16	1	2:12.169	36.399	39.065	56.705	236.3	37:29.101
17	1	2:11.837	36.532	39.002	56.303	235.2	39:40.938
18	1	2:11.911	36.415	39.034	56.462	235.8	41:52.849
19	1	2:11.882	36.253	39.261	56.368	237.3	44:04.731
20	1	2:12.184	36.358	39.236	56.590	237.3	46:16.915
21	1	2:12.721	36.752	39.417	56.552	236.8	48:29.636
22	1	2:12.568	36.620	39.393	56.555	237.3	50:42.204
23	1	2:14.010	36.923	39.906	57.181	237.8	52:56.214
24	1	2:14.476	37.414	39.880	57.182	236.3	55:10.690
25	1	2:14.350	36.947	39.804	57.599	236.3	57:25.040





Paul Ricard
GT Cup Open Europe
Race - 2
Analysis by Lap



Paul Ricard 5.842 m

Num	Lap Time	Gap
Lap 1		
19	2:16.456	
22	2:17.500	01.044
51	2:18.287	01.831
10	2:19.572	03.116
77	2:20.048	03.592
13	2:20.461	04.005
15	2:22.718	06.262
67	2:23.424	06.968
99	2:24.757	08.301
66	2:27.361	10.905
Num Lap Time Gap		
Lap 2		
19	2:11.972	
22	2:11.987	01.059
51	2:11.691	01.550
10	2:12.070	03.214
77	2:12.146	03.766
13	2:12.838	04.871
15	2:16.300	10.590
67	2:15.890	10.886
99	2:14.809	11.138
66	2:18.018	16.951
Num Lap Time Gap		
Lap 3		
19	2:11.771	
51	2:11.658	01.437
22	2:12.238	01.526
10	2:12.385	03.828
77	2:12.390	04.385
13	2:12.615	05.715
15	2:17.347	16.166
99	2:17.209	16.576
67	2:18.020	17.135
66	2:18.507	23.687
Num Lap Time Gap		
Lap 4		
19	2:11.801	
51	2:12.042	01.678
22	2:12.474	02.199

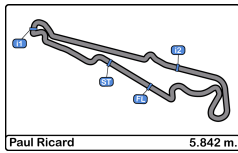
Num	Lap Time	Gap
Lap 5		
19	2:11.142	
51	2:11.725	02.261
22	2:11.660	02.717
77	2:12.677	07.503
10	2:13.851	08.342
13	2:13.376	08.779
67	2:13.500	24.251
99	2:15.463	25.636
66	2:20.027	39.057
15	2:36.395	45.934
Num Lap Time Gap		
Lap 6		
19	2:11.653	
51	2:11.512	02.120
22	2:11.619	02.683
77	2:11.503	07.353
10	2:12.322	09.011
13	2:12.980	10.106
67	2:13.134	25.732
99	2:14.041	28.024
66	2:16.831	44.235
15	2:16.444	50.725
Num Lap Time Gap		
Lap 7		
19	2:11.563	
51	2:11.482	02.039
22	2:11.654	02.774
77	2:11.694	07.484
10	2:12.592	10.040
13	2:12.224	10.767
67	2:13.178	27.347

Num	Lap Time	Gap
Lap 8		
19	2:11.593	
51	2:11.335	01.781
22	2:11.590	02.771
77	2:11.872	07.763
10	2:12.234	10.681
13	2:12.103	11.277
67	2:12.514	28.268
99	2:12.829	31.094
66	2:16.424	53.471
15	2:16.060	1:00.888
Num Lap Time Gap		
Lap 9		
19	2:11.539	
51	2:11.284	01.526
22	2:11.939	03.171
77	2:11.606	07.830
10	2:11.985	11.127
13	2:12.219	11.957
67	2:12.902	29.631
99	2:13.710	33.265
66	2:15.658	57.590
15	2:16.618	1:05.967
Num Lap Time Gap		
Lap 10		
19	2:11.325	
51	2:11.482	01.683
22	2:11.547	03.393
77	2:12.051	08.556
10	2:12.328	12.130
13	2:12.455	13.087
67	2:13.036	31.342
99	2:20.846	42.786
66	2:17.310	1:03.575
15	2:16.394	1:11.036

Num	Lap Time	Gap
Lap 11		
19	2:11.445	
51	2:11.178	01.416
22	2:11.203	03.151
77	2:12.331	09.442
13	2:12.695	14.337
67	2:21.018	40.915
66	2:16.581	1:08.711
10	3:19.502	1:20.187
15	2:31.908	1:31.499
99	3:27.911	1:59.252
Num Lap Time Gap		
Lap 12		
19	2:11.876	
51	2:11.367	00.907
22	2:11.664	02.939
77	2:11.559	09.125
13	3:12.036	1:14.497
66	2:22.024	1:18.859
10	2:30.375	1:38.686
67	3:11.668	1:40.707
Num Lap Time Gap		
Lap 13		
19	2:11.583	
22	2:11.641	02.997
99	2:29.525	1 Lap
51	2:18.133	07.457
77	2:12.307	09.849
15	3:20.457	1 Lap
13	2:27.595	1:30.509
10	2:11.870	1:38.973
67	2:13.085	1:42.209
Num Lap Time Gap		
Lap 14		
19	2:17.636	
99	2:12.345	1 Lap
22	2:17.430	02.791
77	2:18.552	10.765
66	3:21.647	1 Lap
15	2:13.279	1 Lap

Num	Lap Time	Gap
Lap 15		
51	3:21.723	1:11.544
13	2:12.632	1:25.505
10	2:11.496	1:32.833
67	2:13.417	1:37.990
99	2:12.009	2:12.036
15	2:13.444	2:37.584
66	2:35.918	2:47.205
Num Lap Time Gap		
Lap 16		
51	2:12.132	
77	3:19.015	06.104
22	3:34.880	13.995
13	2:12.895	14.724
10	2:11.580	20.737
19	3:46.077	22.401
67	2:13.349	27.663
99	2:11.541	59.901
15	2:13.755	1:27.663
66	2:18.986	1:42.515
Num Lap Time Gap		
Lap 17		
51	2:11.309	
77	2:12.956	08.752
22	2:12.248	15.319
13	2:12.541	16.199
10	2:11.089	19.241
19	2:16.011	29.611
67	2:13.892	32.008





Paul Ricard
GT Cup Open Europe
Race - 2
Analysis by Lap



Paul Ricard 5.842 m.

Num	Lap Time	Gap
99	2:11.837	1:00.536
15	2:13.765	1:31.469

Num	Lap Time	Gap
66	2:16.481	1:52.713

Lap 18

51	2:11.964	
----	----------	--

77	2:13.176	09.964
----	----------	--------

22	2:12.505	15.860
----	----------	--------

13	2:12.795	17.030
----	----------	--------

10	2:10.862	18.139
----	----------	--------

19	2:15.825	33.472
----	----------	--------

67	2:13.921	33.965
----	----------	--------

99	2:11.911	1:00.483
----	----------	----------

15	2:13.429	1:32.934
----	----------	----------

66	2:16.545	1:57.294
----	----------	----------

Num	Lap Time	Gap
-----	----------	-----

Lap 19

51	2:12.009	
----	----------	--

77	2:12.965	10.920
----	----------	--------

22	2:12.489	16.340
----	----------	--------

13	2:12.365	17.386
----	----------	--------

10	2:12.010	18.140
----	----------	--------

19	2:15.516	36.979
----	----------	--------

67	2:15.949	37.905
----	----------	--------

99	2:11.882	1:00.356
----	----------	----------

15	2:17.203	1:38.128
----	----------	----------

66	2:17.174	2:02.459
----	----------	----------

Num	Lap Time	Gap
-----	----------	-----

Lap 20

51	2:11.764	
----	----------	--

77	2:12.894	12.050
----	----------	--------

22	2:12.466	17.042
----	----------	--------

10	2:11.496	17.872
----	----------	--------

13	2:14.028	19.650
----	----------	--------

67	2:14.578	40.719
----	----------	--------

19	2:16.055	41.270
----	----------	--------

99	2:12.184	1:00.776
----	----------	----------

15	2:13.941	1:40.305
----	----------	----------

66	2:16.262	2:06.957
----	----------	----------

Num	Lap Time	Gap
-----	----------	-----

Num	Lap Time	Gap
Lap 21		
51	2:12.395	

77	2:12.549	12.204
----	----------	--------

22	2:11.785	16.432
----	----------	--------

10	2:11.650	17.127
----	----------	--------

13	2:12.984	20.239
----	----------	--------

67	2:13.338	41.662
----	----------	--------

19	2:14.750	43.625
----	----------	--------

99	2:12.721	1:01.102
----	----------	----------

15	2:13.241	1:41.151
----	----------	----------

66	2:16.388	2:10.950
----	----------	----------

Num	Lap Time	Gap
-----	----------	-----

Lap 22

51	2:12.590	
----	----------	--

77	2:12.203	11.817
----	----------	--------

10	2:12.841	17.378
----	----------	--------

22	2:13.801	17.643
----	----------	--------

13	2:13.382	21.031
----	----------	--------

67	2:13.432	42.504
----	----------	--------

19	2:15.176	46.211
----	----------	--------

99	2:12.568	1:01.080
----	----------	----------

15	2:27.359	1:55.920
----	----------	----------

Num	Lap Time	Gap
-----	----------	-----

Lap 23

51	2:13.271	
----	----------	--

66	2:16.797	1 Lap
----	----------	-------

77	2:12.860	11.406
----	----------	--------

10	2:11.479	15.586
----	----------	--------

22	2:12.240	16.612
----	----------	--------

13	2:13.186	20.946
----	----------	--------

67	2:13.625	42.858
----	----------	--------

19	2:15.106	48.046
----	----------	--------

99	2:14.010	1:01.819
----	----------	----------

Num	Lap Time	Gap
-----	----------	-----

Lap 24

51	2:13.142	
----	----------	--

66	2:17.191	1 Lap
----	----------	-------

77	2:12.260	10.524
----	----------	--------

10	2:11.779	14.223
----	----------	--------

22	2:11.911	15.381
----	----------	--------

Num	Lap Time	Gap
13	2:14.183	21.987

67	2:13.905	43.621
----	----------	--------

19	2:15.432	50.336
----	----------	--------

99	2:14.476	1:03.153
----	----------	----------

Num	Lap Time	Gap
-----	----------	-----

Lap 25

51	2:13.519	
----	----------	--

77	2:13.582	10.587
----	----------	--------

10	2:12.575	13.279
----	----------	--------

22	2:12.019	13.881
----	----------	--------

13	2:16.021	24.489
----	----------	--------

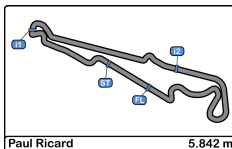
66	2:35.965	1 Lap
----	----------	-------

67	2:15.352	45.454
----	----------	--------

19	2:15.181	51.998
----	----------	--------

99	2:14.350	1:03.984
----	----------	----------



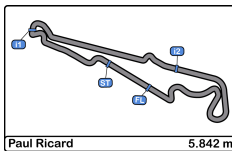


Paul Ricard
GT Cup Open Europe
Race - 2
Best Sectors Results








Sector - 1				Sector - 2				Sector - 3				Ideal Lap vs Best Lap					
Clas	Nº	Driver	Time	Nº	Driver	Time	Nº	Driver	Time	Clas	Nº	Driver	Ideal Lap	Best Lap	Clas		
1	51	Aldo Festante	36.051	10	Díaz-Varela - Cerqueda	38.735	10	Díaz-Varela - Cerqueda	55.608	1	10	Díaz-Varela - Cerqueda	2:10.456	2:10.786	1		
2	77	Hefler - Valenza	36.101	19	Gillion - Verdonck	38.811	51	Aldo Festante	55.707	2	19	Gillion - Verdonck	2:10.809	2:11.142	2		
3	10	Díaz-Varela - Cerqueda	36.113	99	Coimbra - Silva	38.969	22	Leutwiler - Schouten	55.753	3	51	Aldo Festante	2:10.876	2:11.178	3		
4	22	Leutwiler - Schouten	36.133	77	Hefler - Valenza	39.094	19	Gillion - Verdonck	55.840	4	22	Leutwiler - Schouten	2:11.046	2:11.203	4		
5	19	Gillion - Verdonck	36.158	51	Aldo Festante	39.118	13	Jaume Font	56.043	5	77	Hefler - Valenza	2:11.248	2:11.503	5		
6	99	Coimbra - Silva	36.253	22	Leutwiler - Schouten	39.160	77	Hefler - Valenza	56.053	6	99	Coimbra - Silva	2:11.481	2:11.541	6		
7	13	Jaume Font	36.260	15	de Martin - Villanueva	39.329	99	Coimbra - Silva	56.259	7	13	Jaume Font	2:11.765	2:12.103	7		
8	67	Mario Cordoni	36.343	13	Jaume Font	39.462	67	Mario Cordoni	56.489	8	67	Mario Cordoni	2:12.375	2:12.514	8		
9	15	de Martin - Villanueva	36.411	67	Mario Cordoni	39.543	15	de Martin - Villanueva	56.934	9	15	de Martin - Villanueva	2:12.674	2:13.241	9		
10	66	Roberto Rayneri	37.235	66	Roberto Rayneri	40.430	66	Roberto Rayneri	57.448	10	66	Roberto Rayneri	2:15.113	2:15.658	10		



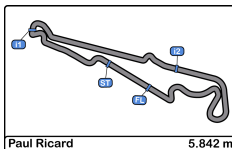


Paul Ricard
GT Cup Open Europe
Race - 2
Leader Sequence



Nº	Entrant/Team	Nat	Driver 1	Nat	Driver 2	Nat	Vehicle	Cat	Start Lap	End Lap	Laps	Total Laps
19	PROsport Racing	 DEU	Rodrigue Gillion	 BEL	Nico Verdonck	 BEL	Aston Martin Vantage	PROAM	1	14	14	14
51	Ombra Racing	 ITA	Aldo Festante	 ITA			Porsche 911 GT3 Cup 2018	PROAM	15	25	11	11





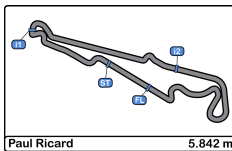
Paul Ricard
GT Cup Open Europe
Race - 2
Best 5 Lap Times



Paul Ricard 5.842 m.

Cl	N°	Entrant/Team	Nat	Driver 1	Nat	Status	Driver 2	Nat	Status	Vehicle	Cat	Cl	Best 1		Best 2		Best 3		Best 4		Best 5	
													Time	Lap	Time	Lap	Time	Lap	Time	Lap	Time	Lap
1	10	Baporo Motorsport	ESP	<u>Daniel Díaz-Varela</u>	ESP		Manel Cerqueda	AND		Audi R8 LMS	AM	1	2:10.786	16	2:10.862	18	2:11.089	17	2:11.479	23	2:11.496	14
2	19	PROsport Racing	DEU	Rodrigue Gillion	BEL		<u>Nico Verdonck</u>	BEL		Aston Martin Vantage	PROAM	1	2:11.142	5	2:11.325	10	2:11.445	11	2:11.539	9	2:11.563	7
3	51	Ombra Racing	ITA	Aldo Festante	ITA					Porsche 911 GT3 Cup 2018	PROAM	2	2:11.178	11	2:11.284	9	2:11.309	17	2:11.335	8	2:11.367	12
4	22	PZ Oberer Zürichsee by TFT	CHE	Niki Leutwiler	CHE		<u>Bas Schouten</u>	NLD		Porsche 911 Cup MY 2018	PROAM	3	2:11.203	11	2:11.547	10	2:11.590	8	2:11.619	6	2:11.641	13
5	77	Team Virage	POL	Robert Hefler	HUN		<u>Philippe Valenza</u>	ESP		Aston Martin Vantage	PROAM	4	2:11.503	6	2:11.559	12	2:11.606	9	2:11.694	7	2:11.872	8
6	99	Sports and You	PRT	Antonio Coimbra	PRT		<u>Luis Silva</u>	PRT		Mercedes AMG GT4 HP 2019	AM	2	2:11.541	15	2:11.837	17	2:11.882	19	2:11.911	18	2:12.009	14
7	13	Baporo Motorsport	ESP	Jaume Font	ESP					Porsche 991 Cup MY 2018	AM	3	2:12.103	8	2:12.219	9	2:12.224	7	2:12.305	16	2:12.365	19
8	67	GDL Racing	SMR	Mario Cordoni	ITA					Porsche 911 GT3 Cup 2018	AM	4	2:12.514	8	2:12.902	9	2:13.036	10	2:13.085	13	2:13.134	6
9	15	NM Racing Team	ESP	<u>Alberto de Martin</u>	ESP		Rafael Villanueva	ESP		Mercedes AMG GT4 HP 2019	PROAM	5	2:13.241	21	2:13.279	13	2:13.412	16	2:13.429	18	2:13.444	14
10	66	GDL Racing	SMR	Roberto Rayneri	ITA					Porsche 911 GT3 Cup 2018	AM	5	2:15.658	9	2:15.968	7	2:16.262	20	2:16.388	21	2:16.424	8



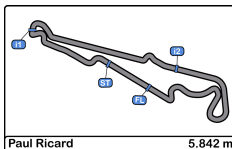


Paul Ricard
GT Cup Open Europe
Race - 2
Best 5 Top Speeds



Cl	N°	Entrant/Team	Nat	Driver 1	Nat	Driver 2	Nat	Vehicle	Cat	Cl	Top 1		Top 2		Top 3		Top 4		Top 5		
											Km/h	Lap	Km/h	Lap	Km/h	Lap	Km/h	Lap	Km/h	Lap	Km/h
1	77	Team Virage		Robert Hefler		Philippe Valenza		Aston Martin Vantage	PROAM	1	238.9	3	238.4	2	237.3	5	236.3	25	235.8	8	237.3
2	99	Sports and You		Antonio Coimbra		Luis Silva		Mercedes AMG GT4 HP 2019	AM	1	238.4	2	237.8	23	237.3	5	237.3	8	237.3	19	237.6
3	15	NM Racing Team		Alberto de Martin		Rafael Villanueva		Mercedes AMG GT4 HP 2019	PROAM	2	237.3	2	235.8	20	235.8	22	235.2	3	234.7	5	235.8
4	10	Baporo Motorsport		Daniel Díaz-Varela		Manel Cerqueda		Audi R8 LMS	AM	2	234.7	2	234.7	20	233.7	19	233.7	21	233.2	15	234.0
5	19	PROsport Racing		Rodrigue Gillion		Nico Verdonck		Aston Martin Vantage	PROAM	3	232.2	20	232.2	21	232.2	22	231.7	14	231.7	23	232.0
6	22	PZ Oberer Zürichsee by TFT		Niki Leutwiler		Bas Schouten		Porsche 911 Cup MY 2018	PROAM	4	231.7	23	230.2	5	230.2	9	229.7	6	229.7	8	230.3
7	67	GDL Racing		Mario Cordoni				Porsche 911 GT3 Cup 2018	AM	3	229.7	2	229.7	19	229.2	5	229.2	20	228.3	18	229.3
8	13	Baporo Motorsport		Jaume Font				Porsche 991 Cup MY 2018	AM	4	229.2	2	228.3	3	228.3	6	228.3	8	227.8	5	228.4
9	51	Ombra Racing		Aldo Festante				Porsche 911 GT3 Cup 2018	PROAM	5	229.2	2	228.8	3	228.3	23	227.8	9	227.8	13	228.4
10	66	GDL Racing		Roberto Rayneri				Porsche 911 GT3 Cup 2018	AM	5	226.4	2	226.4	23	225.9	3	225.9	22	225.4	5	226.0



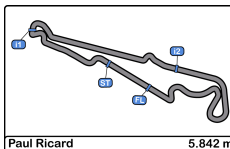


Paul Ricard
GT Cup Open Europe
Race - 2
Fastest Laps Sequence



Lap	Time of Day	Session Time	Nº	Entrant/Team	Nat	Driver 1	Nat	Driver 2	Nat	Vehicle	Cat	Time	Km/h
2	16:08:12.789	4:28.789	19	PROsport Racing		Rodrigue Gillion		<u>Nico Verdonck</u>		Aston Martin Vantage	PROAM	2:11.972	158.8
2	16:08:14.339	4:30.339	51	Ombra Racing		Aldo Festante				Porsche 911 GT3 Cup 2018	PROAM	2:11.691	159.1
3	16:10:25.997	6:41.997	51	Ombra Racing		Aldo Festante				Porsche 911 GT3 Cup 2018	PROAM	2:11.658	159.1
5	16:14:47.503	11:03.503	19	PROsport Racing		Rodrigue Gillion		<u>Nico Verdonck</u>		Aston Martin Vantage	PROAM	2:11.142	159.8
16	16:40:32.915	36:48.915	10	Baporo Motorsport		Daniel Díaz-Varela		<u>Manel Cerqueda</u>		Audi R8 LMS	AM	2:10.786	160.2





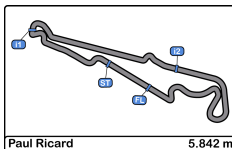
Paul Ricard
GT Cup Open Europe
Race - 2



Event Best Maximum Speed

Nº	Entrant/Team	Nat	Driver 1	Nat	Driver 2	Nat	Vehicle	Cat	Km/h	Session
15	NM Racing Team	ESP	Alberto de Martin	ESP	Rafael Villanueva	ESP	Mercedes AMG GT4 HP 2019	PROAM	244.3	Private test
99	Sports and You	PRT	Antonio Coimbra	PRT	Luis Silva	PRT	Mercedes AMG GT4 HP 2019	AM	244.3	Free Practice - 3
77	Team Virage	FOL	Robert Hefler	HUN	Philippe Valenza	ESP	Aston Martin Vantage	PROAM	242.6	Free Practice - 2
10	Baporo Motorsport	ESP	Daniel Díaz-Varela	ESP	Manel Cerqueda	AND	Audi R8 LMS	AM	240.0	Free Practice - 2
26	NM Racing Team	ESP	Albert Estragues	ESP			Transam Euro 2018	AM	239.4	Free Practice - 2
19	PROsport Racing	DEU	Rodrigue Gillion	BEL	Nico Verdonck	BEL	Aston Martin Vantage	PROAM	237.8	Free Practice - 3
22	PZ Oberer Zürichsee by TFT	CHE	Niki Leutwiler	CHE	Bas Schouten	NLD	Porsche 911 Cup MY 2018	PROAM	235.8	Free Practice - 2
51	Ombra Racing	ITA	Aldo Festante	ITA			Porsche 911 GT3 Cup 2018	PROAM	234.7	Free Practice - 2
13	Baporo Motorsport	ESP	Jaume Font	ESP			Porsche 991 Cup MY 2018	AM	234.7	Free Practice - 2
67	GDL Racing	SMR	Mario Cordoni	ITA			Porsche 911 GT3 Cup 2018	AM	234.2	Free Practice - 2
66	GDL Racing	SMR	Roberto Rayneri	ITA			Porsche 911 GT3 Cup 2018	AM	230.7	Qualifying - 1 Driver - 1





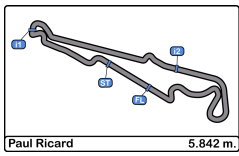
Paul Ricard
 GT Cup Open Europe
 Race - 2
 Lap Chart



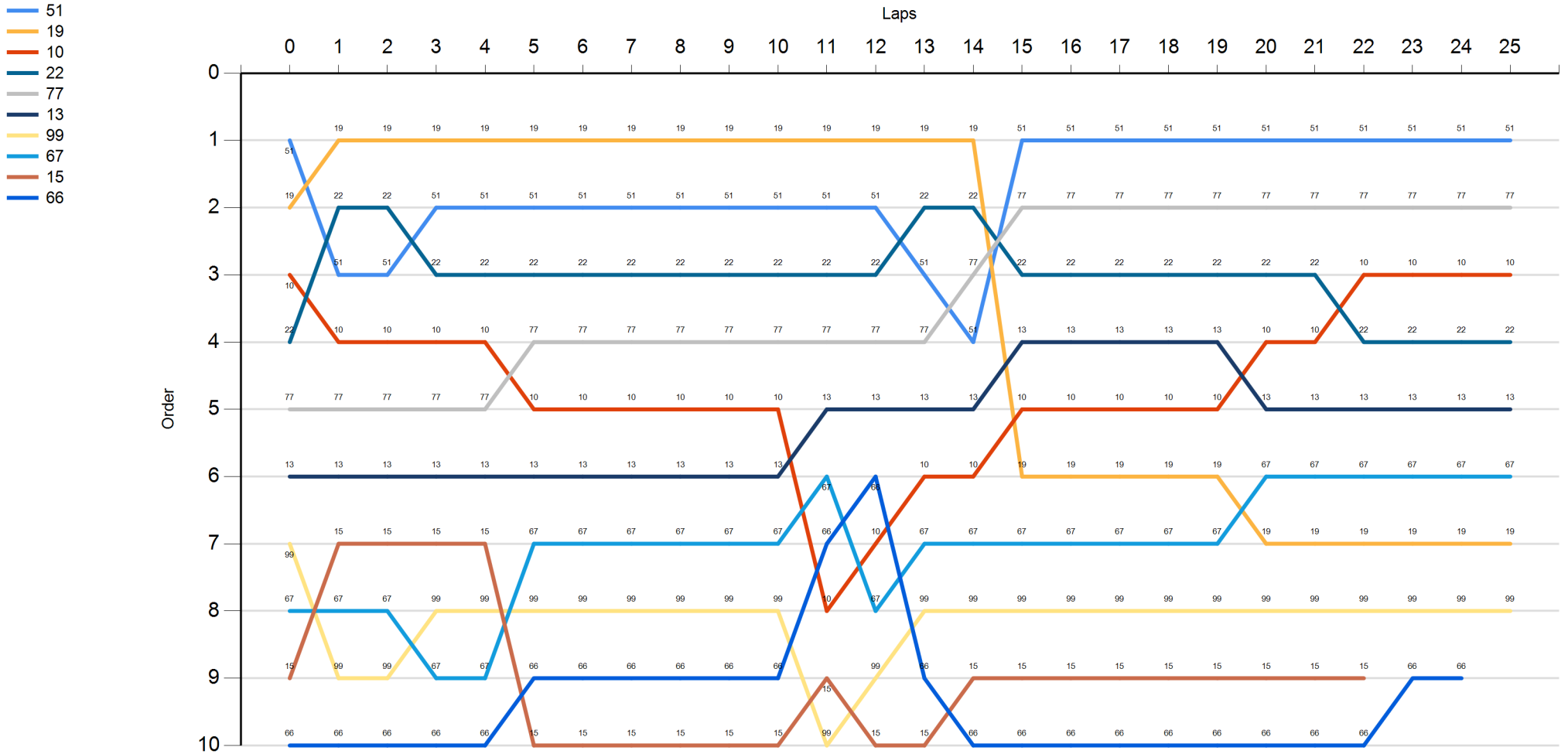
LAP

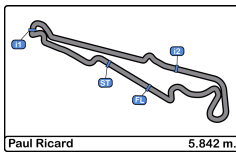
Nr	Po	Grid	1	2	3	4	5	6	7	8	9	10	11	12	13	14	15	16	17	18	19	20	21	22	23	24	25
51	1	51	19	19	19	19	19	19	19	19	19	19	19	19	19	19	51	51	51	51	51	51	51	51	51	51	51
19	2	19	22	22	51	51	51	51	51	51	51	51	51	51	22	22	77	77	77	77	77	77	77	77	77	77	77
10	3	10	51	51	22	22	22	22	22	22	22	22	22	22	51	77	22	22	22	22	22	22	22	10	10	10	10
22	4	22	10	10	10	10	77	77	77	77	77	77	77	77	77	51	13	13	13	13	13	10	10	22	22	22	22
77	5	77	77	77	77	77	10	10	10	10	10	10	13	13	13	13	10	10	10	10	10	13	13	13	13	13	13
13	6	13	13	13	13	13	13	13	13	13	13	13	67	66	10	10	19	19	19	19	19	67	67	67	67	67	67
99	7	99	15	15	15	15	67	67	67	67	67	67	66	10	67	67	67	67	67	67	67	19	19	19	19	19	19
67	8	67	67	67	99	99	99	99	99	99	99	99	10	67	99	99	99	99	99	99	99	99	99	99	99	99	99
15	9	15	99	99	67	67	66	66	66	66	66	66	15	99	66	15	15	15	15	15	15	15	15	15	66	66	
66	10	66	66	66	66	66	15	15	15	15	15	15	99	15	15	66	66	66	66	66	66	66	66	66	66	66	





Paul Ricard
 GT Cup Open Europe
 Race - 2
 Graphic Lap Chart



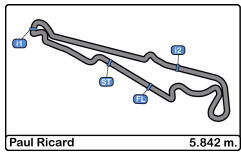


Paul Ricard
GT Cup Open Europe
Race - 2
Pit Stop Analysis



Nr.	In Day Time	Entrant/Team	Nat	Driver 1	Nat	Driver 2	Nat	Vehicle	Cat	In Time	Stop N°	Pit Time	Handicap	Penalty
10	16:28:08.475	Baporo Motorsport	ESP	Daniel Díaz-Varela	ESP	Manel Cerqueda	AND	Audi R8 LMS	AM	24:24.114	1	1:25.903	1:25	
67	16:28:28.576	GDL Racing	SMR	Mario Cordoni	ITA			Porsche 911 GT3 Cup 2018	AM	24:44.215	1	1:08.694	1:10	-1.306
99	16:28:55.139	Sports and You	PRT	Antonio Coimbra	PRT	Luis Silva	PRT	Mercedes AMG GT4 HP 2019	AM	25:10.778	2	1:17.943	1:15	
15	16:29:12.760	NM Racing Team	ESP	Alberto de Martin	ESP	Rafael Villanueva	ESP	Mercedes AMG GT4 HP 2019	PROAM	25:28.399	1	1:22.078	1:15	
13	16:30:19.849	Baporo Motorsport	ESP	Jaume Font	ESP			Porsche 991 Cup MY 2018	AM	26:35.488	1	1:20.226	1:20	
66	16:31:18.639	GDL Racing	SMR	Roberto Rayneri	ITA			Porsche 911 GT3 Cup 2018	AM	27:34.278	1	1:13.498	1:10	
51	16:32:18.645	Ombra Racing	ITA	Aldo Festante	ITA			Porsche 911 GT3 Cup 2018	PROAM	28:34.284	1	1:20.334	1:20	
19	16:34:29.186	PROsport Racing	BEL	Rodrigue Gillion	BEL	Nico Verdonck	BEL	Aston Martin Vantage	PROAM	30:44.825	1	1:39.064	1:10	
22	16:34:32.007	PZ Oberer Zürichsee by TFT	CHE	Niki Leutwiler	CHE	Bas Schouten	NLD	Porsche 911 Cup MY 2018	PROAM	30:47.646	1	1:30.200	1:30	
77	16:34:40.032	Team Virage	POL	Robert Hefler	HUN	Philippe Valenza	ESP	Aston Martin Vantage	PROAM	30:55.671	1	1:13.993	1:10	

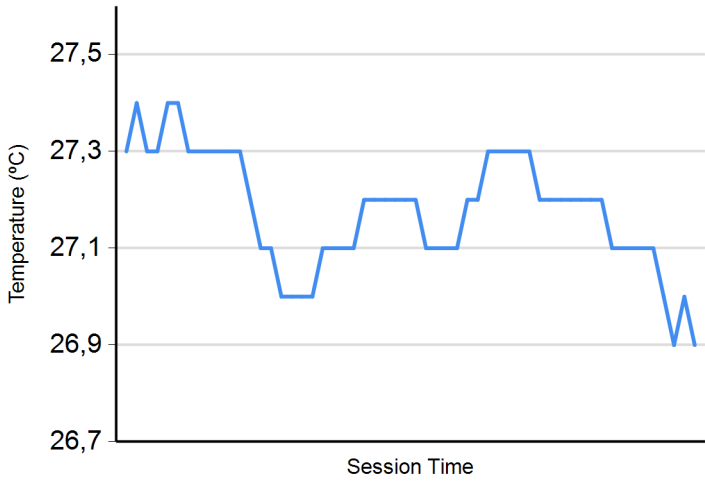




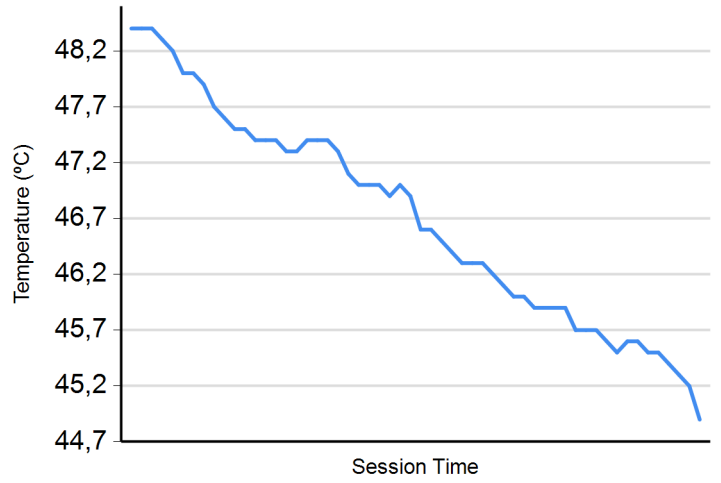
Paul Ricard
GT Cup Open Europe
Race - 2
Weather Report



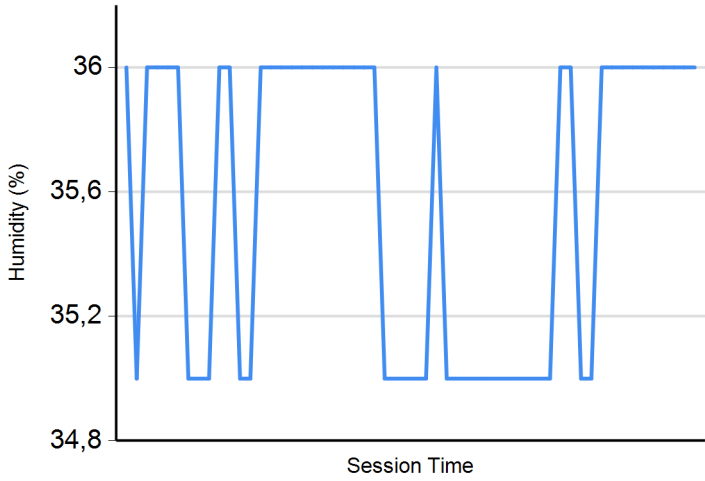
Air Temperature



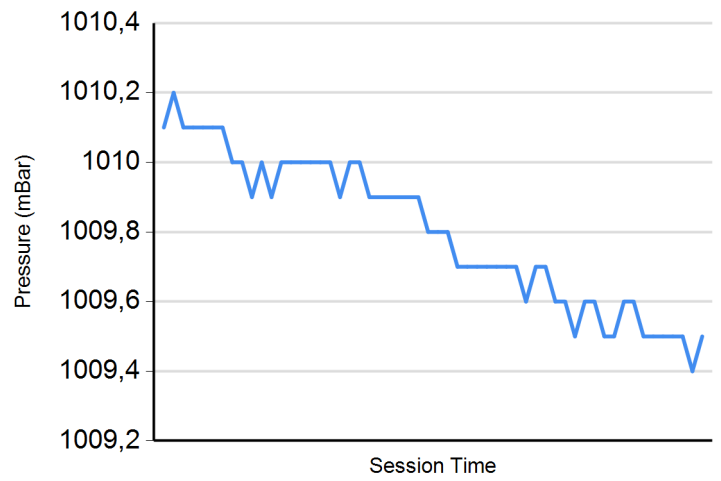
Track Temperature



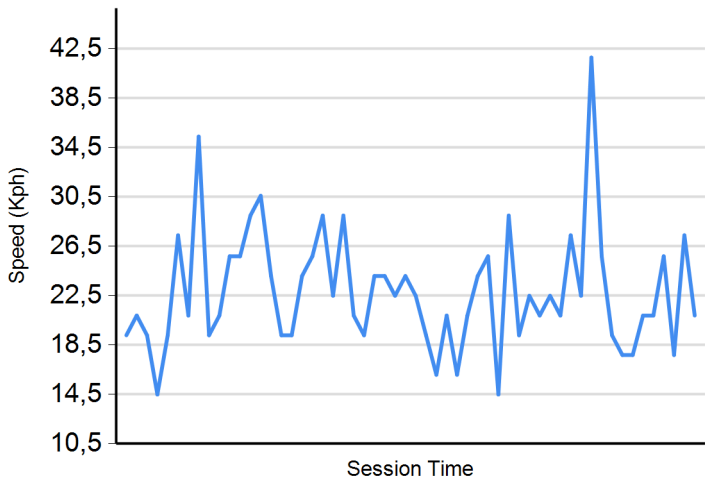
Humidity



Pressure



Wind Speed



Wind direction

North = 0°/360° Est = 90° South = 180° West = 270°

