

Paul Ricard
GT Cup Open Europe
Qualifying - 2 Driver - 2
Provisional Results



Cls	Nº	Entrant/Team	Nat	Driver 1	Nat	Driver 2	Nat	Vehicle	Cat	Cls	Laps	Best	Time	Gap	Interval	Km/h
1	51	Ombra Racing	ITA	Aldo Festante	ITA			Porsche 911 GT3 Cup 2018	PROAM	1	9	7	2:09.177			162.2
2	19	PROsport Racing	DEU	Rodrigue Gillion	BEL	<u>Nico Verdonck</u>	BEL	Aston Martin Vantage	PROAM	2	5	3	2:09.576	0.399	0.399	161.7
3	10	Baporo Motorsport	ESP	<u>Daniel Díaz-Varela</u>	ESP	Manel Cerqueda	AND	Audi R8 LMS	AM	1	8	8	2:10.021	0.844	0.445	161.1
4	22	PZ Oberer Zürichsee by TFT	CHE	Niki Leutwiler	CHE	<u>Bas Schouten</u>	NLD	Porsche 911 Cup MY 2018	PROAM	3	6	5	2:10.159	0.982	0.138	161.0
5	77	Team Virage	POL	Robert Hefler	HUN	<u>Philippe Valenza</u>	ESP	Aston Martin Vantage	PROAM	4	10	7	2:10.234	1.057	0.075	160.9
6	13	Baporo Motorsport	ESP	Jaume Font	ESP			Porsche 991 Cup MY 2018	AM	2	5	3	2:10.249	1.072	0.015	160.9
7	99	Sports and You	PRT	Antonio Coimbra	PRT	<u>Luis Silva</u>	PRT	Mercedes AMG GT4 HP 2019	AM	3	9	8	2:11.083	1.906	0.834	159.8
8	67	GDL Racing	ITA	Mario Cordoni	ITA			Porsche 911 GT3 Cup 2018	AM	4	7	6	2:11.301	2.124	0.218	159.6
9	15	NM Racing Team	ESP	<u>Alberto de Martin</u>	ESP	Rafael Villanueva	ESP	Mercedes AMG GT4 HP 2019	PROAM	5	10	5	2:11.725	2.548	0.424	159.1
10	66	GDL Racing	ITA	Roberto Rayneri	ITA			Porsche 911 GT3 Cup 2018	AM	5	7	6	2:15.293	6.116	3.568	154.9

CAR 77 TIME 2:12.010 DELETED TRACK LIMITS AT T 11

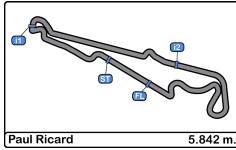
CAR 66 TIME 2:18.269 DELETED TRACK LIMITS AT T 10

Published at:.....

Track Temp: 33.6 °C Air Temp: 23.2 °C Humidity: 45 % Track Status: DRY

Stewards:	Race Director:	Timekeeper:
------------------	-----------------------	--------------------






Paul Ricard
GT Cup Open Europe
Qualifying - 2 Driver - 2
Provisional Results by Class



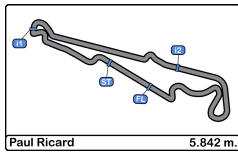
Cls	Nº	Entrant/Team	Nat	Driver 1	Nat	Driver 2	Nat	Vehicle	Cat	Cls	Laps	Best	Time	Gap	Interval	Km/h
PROAM																
1	51	Ombra Racing	ITA	Aldo Festante	ITA			Porsche 911 GT3 Cup 2018	PROAM	1	9	7	2:09.177			162.2
2	19	PROsport Racing	DEU	Rodrigue Gillion	BEL	<u>Nico Verdonck</u>	BEL	Aston Martin Vantage	PROAM	2	5	3	2:09.576	0.399	0.399	161.7
3	22	PZ Oberer Zürichsee by TFT	CHE	Niki Leutwiler	CHE	<u>Bas Schouten</u>	NLD	Porsche 911 Cup MY 2018	PROAM	3	6	5	2:10.159	0.982	0.583	161.0
4	77	Team Virage	FRA	Robert Hefler	HUN	<u>Philippe Valenza</u>	ESP	Aston Martin Vantage	PROAM	4	10	7	2:10.234	1.057	0.075	160.9
5	15	NM Racing Team	ESP	<u>Alberto de Martin</u>	ESP	Rafael Villanueva	ESP	Mercedes AMG GT4 HP 2019	PROAM	5	10	5	2:11.725	2.548	1.491	159.1
AM																
1	10	Baporo Motorsport	ESP	<u>Daniel Díaz-Varela</u>	ESP	Manel Cerqueda	AND	Audi R8 LMS	AM	1	8	8	2:10.021			161.1
2	13	Baporo Motorsport	ESP	Jaume Font	ESP			Porsche 991 Cup MY 2018	AM	2	5	3	2:10.249	0.228	0.228	160.9
3	99	Sports and You	PRY	Antonio Coimbra	PRY	<u>Luis Silva</u>	PRY	Mercedes AMG GT4 HP 2019	AM	3	9	8	2:11.083	1.062	0.834	159.8
4	67	GDL Racing	SMR	Mario Cordoni	ITA			Porsche 911 GT3 Cup 2018	AM	4	7	6	2:11.301	1.280	0.218	159.6
5	66	GDL Racing	SMR	Roberto Rayneri	ITA			Porsche 911 GT3 Cup 2018	AM	5	7	6	2:15.293	5.272	3.992	154.9

Published at:.....

Track Temp: 33.6 °C Air Temp: 23.2 °C Humidity: 45 % Track Status: DRY

Stewards:	Race Director:	Timekeeper: 
------------------	-----------------------	--





Paul Ricard
GT Cup Open Europe
Qualifying - 2 Driver - 2
Lap Analysis



10							51								
1 Daniel Díaz-Varela			Audi R8 LMS				1 Aldo Festante			Porsche 911 GT3 Cup 2018					
AM 2 Manel Cerqueda			Baporo Motorsport				PROAM 2			Ombra Racing					
Lap	D	Time	Sector 1	Sector 2	Sector 3	T. Spd	Elapsed	Lap	D	Time	Sector 1	Sector 2	Sector 3	T. Spd	Elapsed
1	1	10:10:03.426	10:08:06.987	50.025	1:06.414	91.3	10:10:03.426	1	10:08:03.467	10:06:17.705	42.125	1:03.637	125.5	10:08:03.467	
2	1	2:17.937	38.411	42.118	57.408	235.8	10:12:21.363	2	2:11.936	36.820	39.715	55.401	227.3	10:10:15.403	
3	1	2:10.929	35.864	39.044	56.021	234.7	10:14:32.292	3	2:21.881 P	36.192	41.310	1:04.379	229.7	10:12:37.284	
4	1	2:10.539	35.710	38.765	56.064	236.8	10:16:42.831	4	3:44.277	2:05.133	42.111	57.033	117.9	10:16:21.561	
5	1	2:10.515	35.613	39.098	55.804	236.8	10:18:53.346	5	2:19.886	37.331	41.651	1:00.904	227.8	10:18:41.447	
6	1	2:15.914	36.042	40.065	59.807	236.3	10:21:09.260	6	2:09.736	35.697	39.013	55.026	229.7	10:20:51.183	
7	1	2:10.739	35.737	39.182	55.820	235.2	10:23:19.999	7	2:09.177	35.298	39.006	54.873	229.2	10:23:00.360	
8	1	2:10.021	35.645	38.618	55.758	236.8	10:25:30.020	8	2:09.353	35.343	38.985	55.025	230.2	10:25:09.713	
9	1		40.800	44.253		213.0		9	2:40.684 P	41.647	47.367	1:11.670	217.3	10:27:50.397	

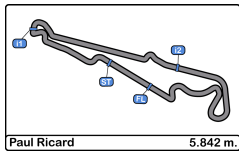
13							66								
1 Jaume Font			Porsche 991 Cup MY 2018				1 Roberto Rayneri			Porsche 911 GT3 Cup 2018					
AM 2			Baporo Motorsport				AM 2			GDL Racing					
Lap	D	Time	Sector 1	Sector 2	Sector 3	T. Spd	Elapsed	Lap	D	Time	Sector 1	Sector 2	Sector 3	T. Spd	Elapsed
1	1	10:09:37.732	10:07:41.150	51.460	1:05.122	106.1	10:09:37.732	1	10:14:53.893	10:12:51.085	55.073	1:07.735	90.8	10:14:53.893	
2	1	2:14.520	37.832	40.196	56.492	226.4	10:11:52.252	2	2:27.563	43.108	43.751	1:00.704	226.4	10:17:21.456	
3	1	2:10.249	35.810	39.212	55.227	228.3	10:14:02.501	3	2:48.269	37.990	41.317	58.962	227.3	10:19:39.725	
4	1	2:10.593	35.652	39.197	55.744	228.8	10:16:13.094	4	2:17.040	37.463	41.164	58.413	226.8	10:21:56.765	
5	1	2:13.814	36.124	40.430	57.260	227.8	10:18:26.908	5	2:16.161	37.602	40.871	57.688	225.9	10:24:12.926	
6	1		35.922	39.371		229.2		6	2:15.293	37.312	40.566	57.415	227.8	10:26:28.219	
7	1							7	4:51.958 P	37.252	40.473	3:34.233	226.4	10:31:20.177	

15							67								
1 Alberto de Martin			Mercedes AMG GT4 HP 2019				1 Mario Cordoni			Porsche 911 GT3 Cup 2018					
PROAM 2 Rafael Villanueva			NM Racing Team				AM 2			GDL Racing					
Lap	D	Time	Sector 1	Sector 2	Sector 3	T. Spd	Elapsed	Lap	D	Time	Sector 1	Sector 2	Sector 3	T. Spd	Elapsed
1	1	10:09:13.999	10:06:57.111	1:00.452	1:16.436	89.1	10:09:13.999	1	10:14:58.086	10:13:10.621	45.305	1:02.160	117.9	10:14:58.086	
2	1	2:21.409	40.851	42.045	58.513	224.5	10:11:35.408	2	2:16.685	37.905	40.787	57.993	227.8	10:17:14.771	
3	1	2:13.273	36.785	39.578	56.910	238.4	10:13:48.681	3	2:13.230	36.553	40.001	56.676	229.7	10:19:28.001	
4	1	2:13.244	36.450	39.457	57.337	238.4	10:16:01.925	4	2:12.611	36.112	39.591	56.908	229.7	10:21:40.612	
5	1	2:11.725	36.210	39.076	56.439	236.8	10:18:13.650	5	2:11.437	35.918	39.483	56.036	229.7	10:23:52.049	
6	1	2:12.712	36.458	39.206	57.048	238.4	10:20:26.362	6	2:11.301	35.858	39.196	56.247	229.7	10:26:03.350	
7	1	2:12.291	36.413	39.453	56.425	237.8	10:22:38.653	7	2:26.581 P	39.192	40.991	1:06.398	230.2	10:28:29.931	
8	1	2:17.238	36.394	40.456	1:00.388	238.9	10:24:55.891								
9	1	2:12.342	36.624	39.281	56.437	238.9	10:27:08.233								
10	1	2:43.057 P	45.863	43.928	1:13.266	230.2	10:29:51.290								

19							77								
1 Rodrigue Gillion			Aston Martin Vantage				1 Robert Hefler			Aston Martin Vantage					
PROAM 2 Nico Verdonck			PROsport Racing				PROAM 2 Philippe Valenza			Team Virage					
Lap	D	Time	Sector 1	Sector 2	Sector 3	T. Spd	Elapsed	Lap	D	Time	Sector 1	Sector 2	Sector 3	T. Spd	Elapsed
1	2	10:07:56.043	10:06:14.616	42.116	59.311	117.5	10:07:56.043	1	2	10:07:39.053	10:05:52.051	47.865	59.137	112.1	10:07:39.053
2	2	2:11.235	36.468	39.181	55.586	232.2	10:10:07.278	2	2	2:12.789	36.466	40.286	56.037	236.3	10:09:51.842
3	2	2:09.576	35.838	38.555	55.183	234.7	10:12:16.854	3	2	2:42.040	35.933	39.409	56.668	236.8	10:12:03.852
4	2	2:09.679	35.557	38.763	55.359	232.7	10:14:26.533	4	2	2:10.615	35.729	39.103	55.783	235.8	10:14:14.467
5	2	3:04.194 P	44.971	1:04.178	1:15.045	234.7	10:17:30.727	5	2	2:10.336	35.684	38.872	55.780	237.3	10:16:24.803
								6	2	2:10.862	35.891	39.110	55.861	237.8	10:18:35.665
								7	2	2:10.234	35.596	39.004	55.634	237.8	10:20:45.899
								8	2	2:10.983	35.661	39.262	56.060	237.3	10:22:56.882
								9	2	2:10.875	35.568	38.992	56.315	236.8	10:25:07.757
								10	2	2:40.045 P	41.943	47.169	1:10.933	199.6	10:27:47.802

22							
1 Niki Leutwiler			Porsche 911 Cup MY 2018				
PROAM 2 Bas Schouten			PZ Oberer Zürichsee by TFT				
Lap	D	Time	Sector 1	Sector 2	Sector 3	T. Spd	Elapsed
1	2	10:08:13.602	10:06:27.946	45.149	1:00.507	94.4	10:08:13.602
2	2	2:15.885	38.696	40.524	56.665	226.8	10:10:29.487
3	2	2:11.007	36.152	39.438	55.417	230.2	10:12:40.494
4	2	2:10.289	35.852	39.230	55.207	229.7	10:14:50.783
5	2	2:10.159	35.556	39.358	55.245	230.7	10:17:00.942
6	2	2:30.664 P	39.094	43.419	1:08.151	230.2	10:19:31.606





Paul Ricard
GT Cup Open Europe
Qualifying - 2 Driver - 2
Lap Analysis

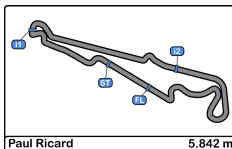


99 1 Antonio Coimbra Mercedes AMG GT4 HP 2019

AM 2 Luis Silva Sports and You

Lap	D	Time	Sector 1	Sector 2	Sector 3	T. Spd	Elapsed
1	2	10:07:49.019	10:05:59.611	48.323	1:01.085	105.2	10:07:49.019
2	2	2:20.874	37.241	42.836	1:00.797	236.3	10:10:09.893
3	2	2:14.011	36.423	40.387	57.201	238.9	10:12:23.904
4	2	2:13.044	36.347	40.158	56.539	238.4	10:14:36.948
5	2	2:12.651	36.394	39.753	56.504	238.4	10:16:49.599
6	2	2:11.771	36.181	39.552	56.038	237.3	10:19:01.370
7	2	2:12.075	36.044	39.181	56.850	238.4	10:21:13.445
8	2	2:11.083	35.945	38.826	56.312	237.3	10:23:24.528
9	2	2:11.361	35.922	39.247	56.192	239.4	10:25:35.889
10	2		44.559	50.785		228.3	



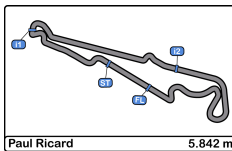


Paul Ricard
GT Cup Open Europe
Qualifying - 2 Driver - 2
Best Sectors Results



Sector - 1				Sector - 2			Sector - 3				Ideal Lap vs Best Lap				
Clas	Nº	Driver	Time	Nº	Driver	Time	Nº	Driver	Time	Clas	Nº	Driver	Ideal Lap	Best Lap	Clas
1	51	Aldo Festante	35.298	19	Nico Verdonck	38.555	51	Aldo Festante	54.873	1	51	Aldo Festante	2:09.156	2:09.177	1
2	22	Bas Schouten	35.556	10	Daniel Díaz-Varela	38.618	19	Nico Verdonck	55.183	2	19	Nico Verdonck	2:09.295	2:09.576	2
3	19	Nico Verdonck	35.557	99	Luis Silva	38.826	22	Bas Schouten	55.207	3	10	Daniel Díaz-Varela	2:09.989	2:10.021	3
4	77	Philippe Valenza	35.568	77	Philippe Valenza	38.872	13	Jaume Font	55.227	4	22	Bas Schouten	2:09.993	2:10.159	4
5	10	Daniel Díaz-Varela	35.613	51	Aldo Festante	38.985	77	Philippe Valenza	55.634	5	77	Philippe Valenza	2:10.074	2:10.234	5
6	13	Jaume Font	35.652	15	Alberto de Martin	39.076	10	Daniel Díaz-Varela	55.758	6	13	Jaume Font	2:10.076	2:10.249	6
7	67	Mario Cordoni	35.858	67	Mario Cordoni	39.196	67	Mario Cordoni	56.036	7	99	Luis Silva	2:10.786	2:11.083	7
8	99	Luis Silva	35.922	13	Jaume Font	39.197	99	Luis Silva	56.038	8	67	Mario Cordoni	2:11.090	2:11.301	8
9	15	Alberto de Martin	36.210	22	Bas Schouten	39.230	15	Alberto de Martin	56.425	9	15	Alberto de Martin	2:11.711	2:11.725	9
10	66	Roberto Rayneri	37.252	66	Roberto Rayneri	40.473	66	Roberto Rayneri	57.415	10	66	Roberto Rayneri	2:15.140	2:15.293	10



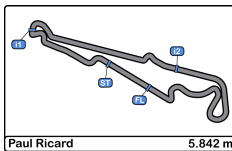


Paul Ricard
GT Cup Open Europe
Qualifying - 2 Driver - 2
Best 5 Lap Times



Cl	N°	Entrant/Team	Nat	Driver 1	Nat	Status	Driver 2	Nat	Status	Vehicle	Cat	Cl	Best 1		Best 2		Best 3		Best 4		Best 5	
													Time	Lap	Time	Lap	Time	Lap	Time	Lap	Time	Lap
1	51	Ombra Racing	ITA	Aldo Festante	ITA					Porsche 911 GT3 Cup 2018	PROAM	1	2:09.177	7	2:09.353	8	2:09.736	6	2:11.936	2	2:19.886	5
2	19	PROsport Racing	BEL	Rodrigue Gillion	BEL		<u>Nico Verdonck</u>	BEL		Aston Martin Vantage	PROAM	2	2:09.576	3	2:09.679	4	2:11.235	2	3:04.194	5		
3	10	Baporo Motorsport	ESP	<u>Daniel Díaz-Varela</u>	ESP		Manel Cerqueda	AND		Audi R8 LMS	AM	1	2:10.021	8	2:10.515	5	2:10.539	4	2:10.739	7	2:10.929	3
4	22	PZ Oberer Zürichsee by TFT	CHE	Niki Leutwiler	CHE		<u>Bas Schouten</u>	NLD		Porsche 911 Cup MY 2018	PROAM	3	2:10.159	5	2:10.289	4	2:11.007	3	2:15.885	2	2:30.664	6
5	77	Team Virage	POL	Robert Hefler	HUN		<u>Philippe Valenza</u>	ESP		Aston Martin Vantage	PROAM	4	2:10.234	7	2:10.336	5	2:10.615	4	2:10.862	6	2:10.875	9
6	13	Baporo Motorsport	ESP	Jaume Font	ESP					Porsche 991 Cup MY 2018	AM	2	2:10.249	3	2:10.593	4	2:13.814	5	2:14.520	2		
7	99	Sports and You	PRT	Antonio Coimbra	PRT		<u>Luis Silva</u>	PRT		Mercedes AMG GT4 HP 2019	AM	3	2:11.083	8	2:11.361	9	2:11.771	6	2:12.075	7	2:12.651	5
8	67	GDL Racing	SMR	Mario Cordoni	ITA					Porsche 911 GT3 Cup 2018	AM	4	2:11.301	6	2:11.437	5	2:12.611	4	2:13.230	3	2:16.685	2
9	15	NM Racing Team	ESP	<u>Alberto de Martin</u>	ESP		Rafael Villanueva	ESP		Mercedes AMG GT4 HP 2019	PROAM	5	2:11.725	5	2:12.291	7	2:12.342	9	2:12.712	6	2:13.244	4
10	66	GDL Racing	SMR	Roberto Rayneri	ITA					Porsche 911 GT3 Cup 2018	AM	5	2:15.293	6	2:16.161	5	2:17.040	4	2:27.563	2	4:51.958	7



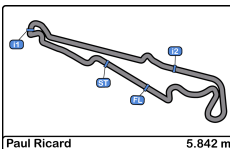


Paul Ricard
GT Cup Open Europe
Qualifying - 2 Driver - 2
Best 5 Top Speeds



Cl	Nº	Entrant/Team	Nat	Driver 1	Nat	Driver 2	Nat	Vehicle	Cat	Cl	Top 1		Top 2		Top 3		Top 4		Top 5		Avg
											Km/h	Lap	Km/h	Lap	Km/h	Lap	Km/h	Lap	Km/h	Lap	
1	99	Sports and You	ESP	Antonio Coimbra	ESP	Luis Silva	ESP	Mercedes AMG GT4 HP 2019	AM	1	239.4	9	238.9	3	238.4	4	238.4	5	238.4	7	238.7
2	15	NM Racing Team	ESP	Alberto de Martin	ESP	Rafael Villanueva	ESP	Mercedes AMG GT4 HP 2019	PROAM	1	238.9	8	238.9	9	238.4	3	238.4	4	238.4	6	238.6
3	77	Team Virage	POL	Robert Hefler	HUN	Philippe Valenza	ESP	Aston Martin Vantage	PROAM	2	237.8	6	237.8	7	237.3	5	237.3	8	236.8	3	237.4
4	10	Baporo Motorsport	ESP	Daniel Díaz-Varela	ESP	Manel Cerqueda	AND	Audi R8 LMS	AM	2	236.8	4	236.8	5	236.8	8	236.3	6	235.8	2	236.5
5	19	PROsport Racing	DEU	Rodrigue Gillion	BEL	Nico Verdonck	BEL	Aston Martin Vantage	PROAM	3	234.7	3	234.7	5	232.7	4	232.2	2	117.5	1	210.4
6	22	PZ Oberer Zürichsee by TFT	CHE	Niki Leutwiler	CHE	Bas Schouten	NLD	Porsche 911 Cup MY 2018	PROAM	4	230.7	5	230.2	3	230.2	6	229.7	4	226.8	2	229.6
7	51	Ombra Racing	ITA	Aldo Festante	ITA			Porsche 911 GT3 Cup 2018	PROAM	5	230.2	8	229.7	3	229.7	6	229.2	7	227.8	5	229.3
8	67	GDL Racing	SMR	Mario Cordoni	ITA			Porsche 911 GT3 Cup 2018	AM	3	230.2	7	229.7	3	229.7	4	229.7	5	229.7	6	229.8
9	13	Baporo Motorsport	ESP	Jaume Font	ESP			Porsche 991 Cup MY 2018	AM	4	229.2	6	228.8	4	228.3	3	227.8	5	226.4	2	228.1
10	66	GDL Racing	SMR	Roberto Rayneri	ITA			Porsche 911 GT3 Cup 2018	AM	5	227.8	6	227.3	3	226.8	4	226.4	2	226.4	7	226.9



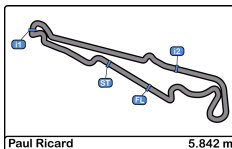


Paul Ricard
GT Cup Open Europe
Qualifying - 2 Driver - 2
Fastest Laps Sequence



Lap	Time of Day	Session Time	Nº	Entrant/Team	Nat	Driver 1	Nat	Driver 2	Nat	Vehicle	Cat	Time	Km/h
2	10:09:51.842	4:51.842	77	Team Virage		Robert Hefler		<u>Philippe Valenza</u>		Aston Martin Vantage	PROAM	2:12.789	157.8
2	10:10:07.278	5:07.278	19	PROsport Racing		Rodrigue Gillion		<u>Nico Verdonck</u>		Aston Martin Vantage	PROAM	2:11.235	159.7
3	10:12:16.854	7:16.854	19	PROsport Racing		Rodrigue Gillion		<u>Nico Verdonck</u>		Aston Martin Vantage	PROAM	2:09.576	161.7
7	10:23:00.360	18:00.360	51	Ombra Racing		Aldo Festante				Porsche 911 GT3 Cup 2018	PROAM	2:09.177	162.2



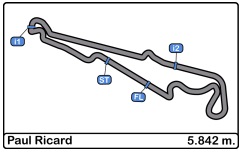


Paul Ricard
GT Cup Open Europe
Qualifying - 2 Driver - 2
Event Best Maximum Speed



Nº	Entrant/Team	Nat	Driver 1	Nat	Driver 2	Nat	Vehicle	Cat	Km/h	Session
15	NM Racing Team	ESP	Alberto de Martin	ESP	Rafael Villanueva	ESP	Mercedes AMG GT4 HP 2019	PROAM	244.3	Private test
99	Sports and You	PRT	Antonio Coimbra	PRT	Luis Silva	PRT	Mercedes AMG GT4 HP 2019	AM	244.3	Free Practice - 3
77	Team Virage	POL	Robert Hefler	HUN	Philippe Valenza	ESP	Aston Martin Vantage	PROAM	242.6	Free Practice - 2
10	Baporo Motorsport	ESP	Daniel Díaz-Varela	ESP	Manel Cerqueda	AND	Audi R8 LMS	AM	240.0	Free Practice - 2
26	NM Racing Team	ESP	Albert Estragues	ESP			Transam Euro 2018	AM	239.4	Free Practice - 2
19	PROsport Racing	DEU	Rodrigue Gillion	BEL	Nico Verdonck	BEL	Aston Martin Vantage	PROAM	237.8	Free Practice - 3
22	PZ Oberer Zürichsee by TFT	CHE	Niki Leutwiler	CHE	Bas Schouten	NLD	Porsche 911 Cup MY 2018	PROAM	235.8	Free Practice - 2
51	Ombra Racing	ITA	Aldo Festante	ITA			Porsche 911 GT3 Cup 2018	PROAM	234.7	Free Practice - 2
13	Baporo Motorsport	ESP	Jaume Font	ESP			Porsche 991 Cup MY 2018	AM	234.7	Free Practice - 2
67	GDL Racing	SMR	Mario Cordoni	ITA			Porsche 911 GT3 Cup 2018	AM	234.2	Free Practice - 2
66	GDL Racing	SMR	Roberto Rayneri	ITA			Porsche 911 GT3 Cup 2018	AM	230.7	Qualifying - 1 Driver - 1





Paul Ricard
GT Cup Open Europe
Qualifying - 2 Driver - 2
Pit Stop Analysis



51

Aldo Festante

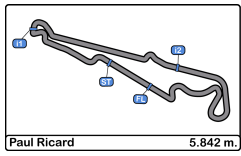
PROAM

Ombra Racing

Porsche 911 GT3 Cup 2018

Nr.	In Day Time	In Time	Out Time	Pit Time	T. Pit Time	Handicap	Penalty
1	10:12:28.463	10:12:28.463	10:14:01.245	1:32.782	1:32.782		

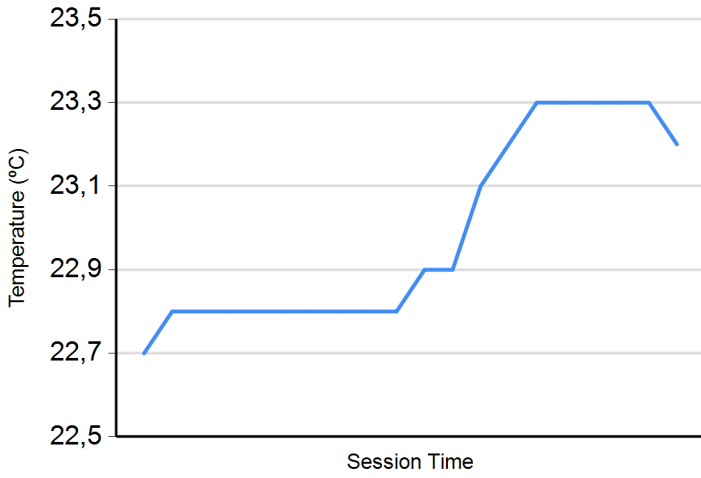




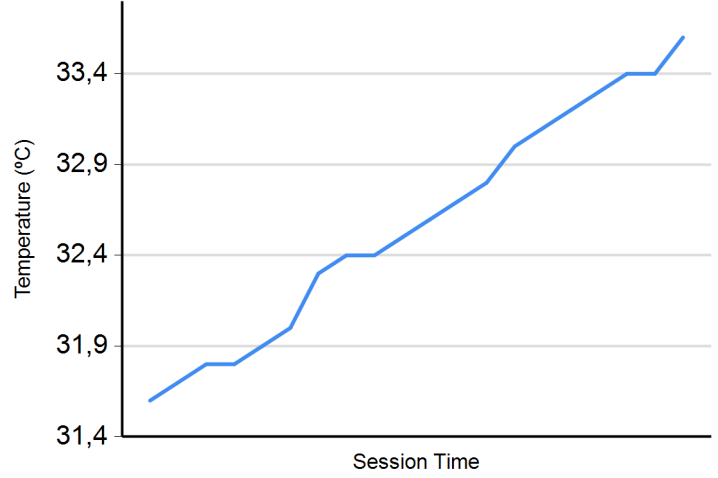
Paul Ricard
GT Cup Open Europe
Qualifying - 2 Driver - 2
Weather Report



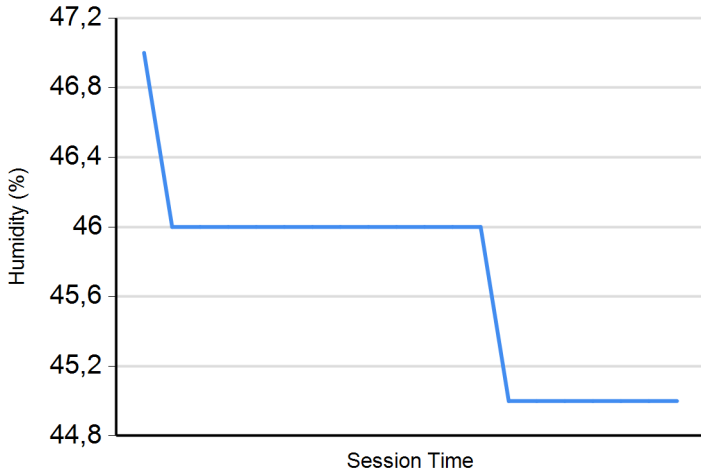
Air Temperature



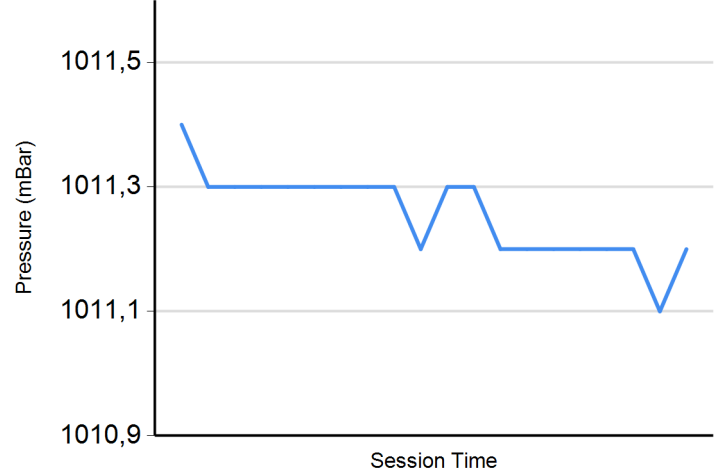
Track Temperature



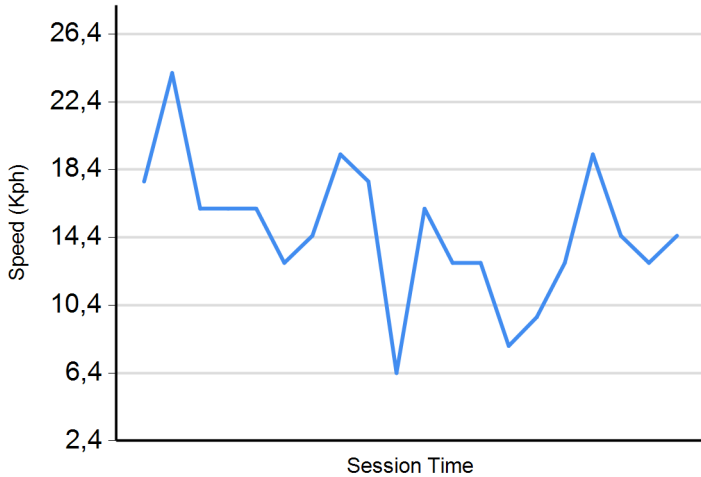
Humidity



Pressure



Wind Speed



Wind direction

North = 0°/360° Est = 90° South = 180° West = 270°

