

Paul Ricard
GT Cup Open Europe
Race - 1



Provisional Results


Paul Ricard 5.842 m.

Cls	Nº	Entrant/Team	Nat	Driver 1	Nat	Driver 2	Nat	Vehicle	Cat	Cl	Laps	Total Time	Gap	Interval	Km/h	Best	Time	Km/h	
1	10	Baporo Motorsport	ESP	Daniel Díaz-Varela	ESP	<u>Manel Cerqueda</u>	AND	Audi R8 LMS	AM	1	25	57:03.452			153.0	4	2:12.618	158.0	
2	22	PZ Oberer Zürichsee by TFT	CHE	<u>Niki Leutwiler</u>	CHE	Bas Schouten	NLD	Porsche 911 Cup MY 2018	PROAM	1	25	57:04.025	0.573	0.573	153.0	16	2:12.605	158.0	
3	15	NM Racing Team	ESP	Alberto de Martin	ESP	<u>Rafael Villanueva</u>	ESP	Mercedes AMG GT4 HP 2019	PROAM	2	25	57:17.153	13.701	13.128	152.4	11	2:12.569	158.1	
4	99	Sports and You	PRT	<u>Antonio Coimbra</u>	PRT	Luis Silva	PRT	Mercedes AMG GT4 HP 2019	AM	2	25	57:24.272	20.820	7.119	152.1	9	2:12.710	157.9	
5	67	GDL Racing	SMR	Mario Cordoni	ITA			Porsche 911 GT3 Cup 2018	AM	3	25	58:37.238	1:33.786	1:12.966	148.9	9	2:12.898	157.7	
6	66	GDL Racing	SMR	Roberto Rayneri	ITA			Porsche 911 GT3 Cup 2018	AM	4	25	59:07.093	2:03.641	29.855	147.7	17	2:17.384	152.5	
7	77	Team Virage	SMR	<u>Robert Hefler</u>	HUN	Philippe Valenza	ESP	Aston Martin Vantage	PROAM	3	21	50:48.672	4 Laps	4 Laps	144.3	9	2:12.885	157.7	
Not classified: (Requirements: 75% of number laps of leader = 19 Laps)																			
26		NM Racing Team	ESP	Albert Estragues	ESP			Transam Euro 2018	AM	5	6	14:28.055	19 Laps	15 Laps	144.8	2	2:20.334	149.3	
19		PROsport Racing	DEU	<u>Rodrigue Gillion</u>	BEL	Nico Verdonck	BEL	Aston Martin Vantage	PROAM	4	6	58:40.379	19 Laps	44:12.32	35.7	1	2:33.323	136.6	
51		Ombra Racing	ITA	Aldo Festante	ITA			Porsche 911 GT3 Cup 2018	PROAM	5	1	3:55.574	24 Laps	5 Laps	88.9	1	3:55.574	88.9	
13		Baporo Motorsport	ESP	Jaume Font	ESP			Porsche 991 Cup MY 2018	AM	6									

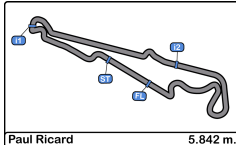
Fastest lap de Martin - Villanueva in 2:12.569 at 158.1 Km/h in lap 11

Published at:.....

Track Temp: 53.8 °C Air Temp: 32.0 °C Humidity: 35 % Track Status: DRY

Stewards:	Race Director:	Timekeeper: 
-----------	----------------	---





Paul Ricard
GT Cup Open Europe
Race - 1
Provisional Results by Class




Cls	Nº	Entrant/Team	Nat	Driver 1	Nat	Driver 2	Nat	Vehicle	Cat	Cl	Laps	Total Time	Gap	Interval	Km/h	Best	Time	Km/h	
PROAM																			
1	22	PZ Oberer Zürichsee by TFT	CH	Niki Leutwiler	CH	Bas Schouten	NL	Porsche 911 Cup MY 2018	PROAM	1	25	57:04.025			153.0	16	2:12.605	158.0	
2	15	NM Racing Team	ES	Alberto de Martin	ES	Rafael Villanueva	ES	Mercedes AMG GT4 HP 2019	PROAM	2	25	57:17.153	13.701	13.128	152.4	11	2:12.569	158.1	
3	77	Team Virage	PL	Robert Hefler	HU	Philippe Valenza	ES	Aston Martin Vantage	PROAM	3	21	50:48.672	4 Laps	4 Laps	144.3	9	2:12.885	157.7	
Not classified: (Requirements: 75% of number laps of leader = 19 Laps)																			
19		PROsport Racing	DE	Rodrique Gillion	BE	Nico Verdonck	BE	Aston Martin Vantage	PROAM	4	6	58:40.379	19 Laps	15 Laps	35.7	1	2:33.323	136.6	
51		Ombra Racing	IT	Aldo Festante	IT			Porsche 911 GT3 Cup 2018	PROAM	5	1	3:55.574	24 Laps	5 Laps	88.9	1	3:55.574	88.9	
AM																			
1	10	Baporo Motorsport	ES	Daniel Díaz-Varela	ES	Manel Cerqueda	AN	Audi R8 LMS	AM	1	25	57:03.452			153.0	4	2:12.618	158.0	
2	99	Sports and You	PT	Antonio Coimbra	PT	Luis Silva	PT	Mercedes AMG GT4 HP 2019	AM	2	25	57:24.272	20.820	20.820	152.1	9	2:12.710	157.9	
3	67	GDL Racing	SM	Mario Cordoni	IT			Porsche 911 GT3 Cup 2018	AM	3	25	58:37.238	1:33.786	1:12.966	148.9	9	2:12.898	157.7	
4	66	GDL Racing	SM	Roberto Rayneri	IT			Porsche 911 GT3 Cup 2018	AM	4	25	59:07.093	2:03.641	29.855	147.7	17	2:17.384	152.5	
Not classified: (Requirements: 75% of number laps of leader = 19 Laps)																			
26		NM Racing Team	ES	Albert Estragues	ES			Transam Euro 2018	AM	5	6	14:28.055	19 Laps	19 Laps	144.8	2	2:20.334	149.3	
13		Baporo Motorsport	ES	Jaume Font	ES			Porsche 991 Cup MY 2018	AM	6									

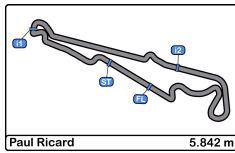
Fastest lap de Martin - Villanueva in 2:12.569 at 158.1 Km/h in lap 11

Published at:.....

Track Temp: 53.8 °C Air Temp: 32.0 °C Humidity: 35 % Track Status: DRY

Stewards:	Race Director:	Timekeeper: 
------------------	-----------------------	--





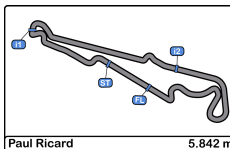
Paul Ricard
GT Cup Open Europe
Race - 1



Provisional Classification by Driver Fastest Lap

Cl	N°	Entrant/Team	Nat	Vehicle	Driver	Nat	Cat	Cl	Laps	Best	Time	Gap	Interval	Km/h
1	15	NM Racing Team		Mercedes AMG GT4 HP 2019	Rafael Villanueva		PROAM	1	13	11	2:12.569			158.1
2	22	PZ Oberer Zürichsee by TFT		Porsche 911 Cup MY 2018	Bas Schouten		PROAM	2	14	5	2:12.605	0.036	0.036	158.0
3	10	Baporo Motorsport		Audi R8 LMS	Manel Cerqueda		AM	1	14	4	2:12.618	0.049	0.013	158.0
4	22	PZ Oberer Zürichsee by TFT		Porsche 911 Cup MY 2018	Niki Leutwiler		PROAM	3	11	6	2:12.653	0.084	0.035	158.0
5	99	Sports and You		Mercedes AMG GT4 HP 2019	Antonio Coimbra		AM	2	14	9	2:12.710	0.141	0.057	157.9
6	77	Team Virage		Aston Martin Vantage	Robert Hefler		PROAM	4	11	9	2:12.885	0.316	0.175	157.7
7	67	GDL Racing		Porsche 911 GT3 Cup 2018	Mario Cordoni		AM	3	25	9	2:12.898	0.329	0.013	157.7
8	77	Team Virage		Aston Martin Vantage	Philippe Valenza		PROAM	5	10	8	2:12.986	0.417	0.088	157.6
9	10	Baporo Motorsport		Audi R8 LMS	Daniel Díaz-Varela		AM	4	11	9	2:13.040	0.471	0.054	157.5
10	99	Sports and You		Mercedes AMG GT4 HP 2019	Luis Silva		AM	5	11	6	2:14.743	2.174	1.703	155.5
11	15	NM Racing Team		Mercedes AMG GT4 HP 2019	Alberto de Martin		PROAM	6	12	9	2:15.088	2.519	0.345	155.1
12	66	GDL Racing		Porsche 911 GT3 Cup 2018	Roberto Rayneri		AM	6	25	17	2:17.384	4.815	2.296	152.5
13	26	NM Racing Team		Transam Euro 2018	Albert Estragues		AM	7	6	2	2:20.334	7.765	2.950	149.3
14	19	PROsport Racing		Aston Martin Vantage	Rodrigue Gillion		PROAM	7	6	1	2:33.323	20.754	12.989	136.6
15	51	Ombra Racing		Porsche 911 GT3 Cup 2018	Aldo Festante		PROAM	8	1	1	3:55.574	1:43.00	1:22.251	88.9





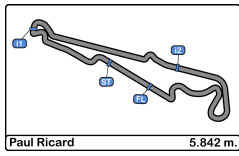
Paul Ricard
GT Cup Open Europe
Race - 1

Distance and Speed Average



Cls	Nº	Entrant/Team	Nat	Driver 1	Nat	Driver 2	Nat	Vehicle	Cat	Cls	Laps	Distance	Total Time	Km/h
1	10	Baporo Motorsport	ESP	Daniel Díaz-Varela	ESP	<u>Manel Cerqueda</u>	AND	Audi R8 LMS	AM	1	25	145.55	57:03.452	153.0
2	22	PZ Oberer Zürichsee by TFT	CHE	<u>Niki Leutwiler</u>	CHE	Bas Schouten	NLD	Porsche 911 Cup MY 2018	PROAM	1	25	145.55	57:04.025	153.0
3	15	NM Racing Team	ESP	Alberto de Martin	ESP	<u>Rafael Villanueva</u>	ESP	Mercedes AMG GT4 HP 2019	PROAM	2	25	145.55	57:17.153	152.4
4	99	Sports and You	PRT	<u>Antonio Coimbra</u>	PRT	Luis Silva	PRT	Mercedes AMG GT4 HP 2019	AM	2	25	145.55	57:24.272	152.1
5	67	GDL Racing	SMR	Mario Cordoni	ITA			Porsche 911 GT3 Cup 2018	AM	3	25	145.55	58:37.238	148.9
6	66	GDL Racing	SMR	Roberto Rayneri	ITA			Porsche 911 GT3 Cup 2018	AM	4	25	145.55	59:07.093	147.7
7	77	Team Virage	POL	<u>Robert Hefler</u>	HUN	Philippe Valenza	ESP	Aston Martin Vantage	PROAM	3	21	122.26	50:48.672	144.3
Not classified: (Requirements: 75% of number laps of leader = 19 Laps)														
26		NM Racing Team	ESP	Albert Estragues	ESP			Transam Euro 2018	AM	5	6	34.93	14:28.055	144.8
19		PROsport Racing	DEU	<u>Rodrigue Gillion</u>	BEL	Nico Verdonck	BEL	Aston Martin Vantage	PROAM	4	6	34.93	58:40.379	35.7
51		Ombra Racing	ITA	Aldo Festante	ITA			Porsche 911 GT3 Cup 2018	PROAM	5	1	05.82	3:55.574	88.9
13		Baporo Motorsport	ESP	Jaume Font	ESP			Porsche 991 Cup MY 2018	AM	6				





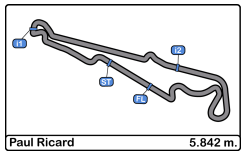
Paul Ricard
GT Cup Open Europe
Race - 1
Lap Analysis



10							15								
1 Daniel Díaz-Varela Audi R8 LMS							1 Alberto de Martin Mercedes AMG GT4 HP 2019								
AM							PROAM								
2 Manel Cerqueda Baporo Motorsport							2 Rafael Villanueva NM Racing Team								
Lap	D	Time	Sector 1	Sector 2	Sector 3	T. Spd	Elapsed	Lap	D	Time	Sector 1	Sector 2	Sector 3	T. Spd	Elapsed
1	2	2:20.438	42.351	40.300	57.787	218.1	2:20.438	1	2	2:17.139	40.667	39.963	56.509	223.1	2:17.139
2	2	2:13.188	36.657	39.686	56.845	234.2	4:33.626	2	2	2:13.217	36.771	39.804	56.642	235.8	4:30.356
3	2	2:13.218	37.469	39.313	56.436	235.8	6:46.844	3	2	2:12.999	36.635	39.537	56.827	235.2	6:43.355
4	2	2:12.618	36.491	39.525	56.602	234.2	8:59.462	4	2	2:12.793	36.389	39.740	56.664	234.7	8:56.148
5	2	2:13.500	36.751	39.998	56.751	233.2	11:12.962	5	2	2:13.591	36.387	40.234	56.970	235.8	11:09.739
6	2	2:13.199	36.628	39.990	56.581	232.2	13:26.161	6	2	2:12.792	36.176	39.581	57.035	235.8	13:22.531
7	2	2:13.880	36.587	38.447	58.846	232.7	15:40.041	7	2	2:12.647	36.319	39.559	56.769	234.7	15:35.178
8	2	2:12.780	36.689	39.430	56.661	233.2	17:52.821	8	2	2:12.748	36.289	39.667	56.792	235.2	17:47.926
9	2	2:13.036	36.902	39.787	56.347	232.2	20:05.857	9	2	2:12.724	36.387	39.519	56.818	234.7	20:00.650
10	2	2:13.309	36.602	39.714	56.993	233.2	22:19.166	10	2	2:12.837	36.356	39.555	56.926	234.7	22:13.487
11	2	2:12.801	36.428	39.815	56.558	233.7	24:31.967	11	2	2:12.569	36.147	39.501	56.921	235.8	24:26.056
12	2	2:13.692	37.113	39.692	56.887	230.2	26:45.659	12	2	2:12.845	36.489	39.438	56.918	235.2	26:38.901
13	2	2:14.613	37.258	40.627	56.728	235.2	29:00.272	13	2	2:23.139 P	36.262	39.498	1:07.379	235.8	29:02.040
14	2	3:09.382 P	36.573	40.418	1:52.391	232.7	32:09.654	14	1	3:20.134	1:41.784	40.474	57.876	139.7	32:22.174
15	1	2:33.950	55.804	40.346	57.800	133.8	34:43.604	15	1	2:15.296	37.763	40.244	57.289	233.7	34:37.470
16	1	2:13.906	37.017	39.697	57.192	231.2	36:57.510	16	1	2:15.497	37.533	39.975	57.989	234.7	36:52.967
17	1	2:13.882	36.876	39.617	57.389	231.7	39:11.392	17	1	2:15.619	37.451	40.193	57.975	234.7	39:08.586
18	1	2:13.685	37.066	39.607	57.012	231.7	41:25.077	18	1	2:15.176	37.662	39.862	57.652	234.7	41:23.762
19	1	2:14.731	36.610	40.118	58.003	233.2	43:39.808	19	1	2:16.242	37.391	40.348	58.503	234.2	43:40.004
20	1	2:13.952	37.044	39.764	57.144	230.2	45:53.760	20	1	2:15.981	38.036	40.162	57.783	233.7	45:55.985
21	1	2:14.160	36.838	39.866	57.456	231.7	48:07.920	21	1	2:15.877	37.068	40.265	58.544	236.3	48:11.862
22	1	2:14.494	36.907	39.970	57.617	231.2	50:22.414	22	1	2:15.088	37.679	39.869	57.540	216.4	50:26.950
23	1	2:13.040	36.535	39.384	57.121	232.7	52:35.454	23	1	2:15.846	36.876	40.934	58.036	237.8	52:42.796
24	1	2:14.044	36.889	39.887	57.268	231.7	54:49.498	24	1	2:16.914	37.576	40.322	59.016	235.8	54:59.710
25	1	2:13.954	36.696	39.747	57.511	231.2	57:03.452	25	1	2:17.443	37.751	41.024	58.668	235.2	57:17.153

13							19								
1 Jaume Font Porsche 991 Cup MY 2018							1 Rodrigue Gillion Aston Martin Vantage								
AM							PROAM								
2							2 Nico Verdonck PROsport Racing								
Lap	D	Time	Sector 1	Sector 2	Sector 3	T. Spd	Elapsed	Lap	D	Time	Sector 1	Sector 2	Sector 3	T. Spd	Elapsed
1			3:56.501	47.274		220.8		1	1	2:33.323	43.412	42.355	1:07.556	228.3	2:33.323
								2	1	2:39.205 P	42.318	46.012	1:10.875	189.1	5:12.528
								3	1	6:16.532 P	4:18.752	47.103	1:10.677	131.8	11:29.060
								4	1	6:12.256	4:30.367	42.865	59.024	121.6	17:41.316
								5	1	2:40.308 P	46.075	45.130	1:09.103	150.6	20:21.624
								6	1	38:18.755 P	36:24.871	43.799	1:10.085	120.6	58:40.379





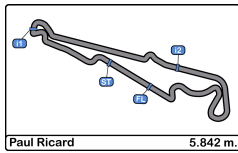
Paul Ricard
GT Cup Open Europe
Race - 1
Lap Analysis



22							66								
1 Niki Leutwiler			Porsche 911 Cup MY 2018				1 Roberto Rayneri			Porsche 911 GT3 Cup 2018					
PROAM			PZ Oberer Zürichsee by TFT				AM			GDL Racing					
Lap	D	Time	Sector 1	Sector 2	Sector 3	T. Spd	Elapsed	Lap	D	Time	Sector 1	Sector 2	Sector 3	T. Spd	Elapsed
1	1	2:19.481	42.678	40.152	56.651	217.7	2:19.481	1	1	2:31.413	46.665	43.471	1:01.277	223.1	2:31.413
2	1	2:13.891	36.476	40.190	57.225	230.7	4:33.372	2	1	2:18.772	38.424	41.748	58.600	224.5	4:50.185
3	1	2:14.734	38.136	39.700	56.898	229.7	6:48.106	3	1	2:19.139	38.652	41.619	58.868	225.4	7:09.324
4	1	2:12.659	36.488	39.766	56.405	229.7	9:00.765	4	1	2:19.032	38.012	41.412	59.608	225.0	9:28.356
5	1	2:13.266	36.462	40.300	56.504	230.7	11:14.031	5	1	2:18.983	38.481	41.413	59.089	224.5	11:47.339
6	1	2:12.653	36.266	39.714	56.673	229.7	13:26.684	6	1	2:18.968	37.877	42.570	58.521	225.4	14:06.307
7	1	2:13.948	36.598	39.967	57.383	232.2	15:40.632	7	1	2:18.373	38.420	41.233	58.720	225.4	16:24.680
8	1	2:12.788	36.605	39.487	56.696	231.7	17:53.420	8	1	2:18.260	38.190	41.197	58.873	224.5	18:42.940
9	1	2:13.083	36.586	39.842	56.655	231.2	20:06.503	9	1	2:18.563	38.261	41.722	58.580	225.0	21:01.503
10	1	2:13.785	36.501	39.788	57.496	230.2	22:20.288	10	1	2:18.024	38.078	41.095	58.851	224.5	23:19.527
11	1	2:19.936 P	36.316	39.674	1:03.946	229.7	24:40.224	11	1	2:18.101	38.100	41.504	58.497	224.5	25:37.628
12	2	3:31.952	1:55.108	39.906	56.938	137.2	28:12.176	12	2	2:25.118 P	38.133	41.590	1:05.395	225.9	28:02.746
13	2	2:13.809	36.779	39.817	57.213	227.8	30:25.985	13	2	3:20.825	1:40.843	41.495	58.487	122.7	31:23.571
14	2	2:12.939	36.415	39.784	56.740	227.8	32:38.924	14	2	2:18.236	38.056	41.580	58.600	224.0	33:41.807
15	2	2:12.997	36.574	39.907	56.516	229.7	34:51.921	15	2	2:18.450	38.410	41.357	58.683	225.4	36:00.257
16	2	2:12.605	36.539	39.819	56.247	228.8	37:04.526	16	2	2:17.633	37.965	41.153	58.515	225.4	38:17.890
17	2	2:13.125	36.361	39.869	56.895	230.7	39:17.651	17	2	2:17.384	38.182	40.942	58.260	225.9	40:35.274
18	2	2:13.288	36.585	39.870	56.833	229.2	41:30.939	18	2	2:17.675	38.329	40.880	58.466	226.4	42:52.949
19	2	2:12.875	36.443	39.711	56.721	229.2	43:43.814	19	2	2:18.559	37.879	41.154	59.526	227.3	45:11.508
20	2	2:12.986	36.573	39.675	56.738	229.2	45:56.800	20	2	2:18.189	38.164	40.999	59.026	225.9	47:29.697
21	2	2:14.779	36.894	40.128	57.757	230.2	48:11.579	21	2	2:20.016	37.932	42.740	59.344	225.4	49:49.713
22	2	2:13.090	36.742	39.770	56.578	229.2	50:24.669	22	2	2:20.654	38.476	42.626	59.552	223.6	52:10.367
23	2	2:12.747	36.525	39.687	56.535	229.7	52:37.416	23	2	2:18.959	37.955	42.071	58.933	225.0	54:29.326
24	2	2:13.430	36.824	39.770	56.836	229.2	54:50.846	24	2	2:19.298	38.221	42.115	58.962	223.1	56:48.624
25	2	2:13.179	36.677	39.653	56.849	230.2	57:04.025	25	2	2:18.469	38.240	41.531	58.698	225.4	59:07.093

26							67								
1 Albert Estragues			Transam Euro 2018				1 Mario Cordoni			Porsche 911 GT3 Cup 2018					
AM			NM Racing Team				AM			GDL Racing					
Lap	D	Time	Sector 1	Sector 2	Sector 3	T. Spd	Elapsed	Lap	D	Time	Sector 1	Sector 2	Sector 3	T. Spd	Elapsed
1	1	2:29.060	45.158	42.261	1:01.641	183.0	2:29.060	1	1	2:22.300	44.430	40.945	56.925	225.4	2:22.300
2	1	2:20.334	38.794	41.741	59.799	217.7	4:49.394	2	1	2:13.799	37.044	39.982	56.773	230.2	4:36.099
3	1	2:21.889	39.954	41.906	1:00.029	202.6	7:11.283	3	1	2:15.009	36.654	39.930	58.425	230.2	6:51.108
4	1	2:20.542	38.664	42.035	59.843	215.1	9:31.825	4	1	2:14.748	37.720	40.116	56.912	228.8	9:05.856
5	1	2:23.340	39.032	42.952	1:01.356	212.5	11:55.165	5	1	2:13.863	36.718	39.780	57.365	228.8	11:19.719
6	1	2:32.890 P	40.390	43.920	1:08.580	201.1	14:28.055	6	1	2:13.320	36.505	40.031	56.784	229.7	13:33.039
7	1	2:20.849 P	36.763	40.211	1:03.875	229.2	15:53.888	7	1	2:20.849 P	36.763	40.211	1:03.875	229.2	15:53.888
8	1	2:29.978	53.505	39.819	56.654	137.9	18:23.866	8	1	2:29.978	53.505	39.819	56.654	137.9	18:23.866
9	1	2:12.898	36.514	39.883	56.501	227.8	20:36.764	9	1	2:12.898	36.514	39.883	56.501	227.8	20:36.764
10	1	2:13.353	36.699	39.699	56.955	227.8	22:50.117	10	1	2:13.353	36.699	39.699	56.955	227.8	22:50.117
11	1	2:20.313 P	36.806	39.834	1:03.673	227.8	25:10.430	11	1	2:20.313 P	36.806	39.834	1:03.673	227.8	25:10.430
12	1	3:19.458	1:42.647	39.793	57.018	138.2	28:29.888	12	1	3:19.458	1:42.647	39.793	57.018	138.2	28:29.888
13	1	2:13.531	36.513	39.820	57.198	228.8	30:43.419	13	1	2:13.531	36.513	39.820	57.198	228.8	30:43.419
14	1	2:13.478	36.605	39.796	57.077	227.8	32:56.897	14	1	2:13.478	36.605	39.796	57.077	227.8	32:56.897
15	1	2:13.921	36.588	40.332	57.001	229.7	35:10.818	15	1	2:13.921	36.588	40.332	57.001	229.7	35:10.818
16	1	2:13.632	36.676	39.892	57.064	227.3	37:24.450	16	1	2:13.632	36.676	39.892	57.064	227.3	37:24.450
17	1	2:13.903	36.924	39.889	57.090	228.8	39:38.353	17	1	2:13.903	36.924	39.889	57.090	228.8	39:38.353
18	1	2:14.274	36.985	40.040	57.249	228.8	41:52.627	18	1	2:14.274	36.985	40.040	57.249	228.8	41:52.627
19	1	2:13.549	36.866	37.826	58.857	227.3	44:06.176	19	1	2:13.549	36.866	37.826	58.857	227.3	44:06.176
20	1	2:15.268	37.967	40.067	57.234	220.8	46:21.444	20	1	2:15.268	37.967	40.067	57.234	220.8	46:21.444
21	1	2:36.484 P	37.030	41.137	1:18.317	227.8	48:57.928	21	1	2:36.484 P	37.030	41.137	1:18.317	227.8	48:57.928
22	1	2:49.065	1:11.067	40.859	57.139	138.9	51:46.993	22	1	2:49.065	1:11.067	40.859	57.139	138.9	51:46.993
23	1	2:15.240	37.254	40.306	57.680	226.8	54:02.233	23	1	2:15.240	37.254	40.306	57.680	226.8	54:02.233
24	1	2:16.981	37.563	40.582	58.836	227.3	56:19.214	24	1	2:16.981	37.563	40.582	58.836	227.3	56:19.214
25	1	2:18.024	37.913	40.994	59.117	227.3	58:37.238	25	1	2:18.024	37.913	40.994	59.117	227.3	58:37.238





Paul Ricard
GT Cup Open Europe
Race - 1
Lap Analysis



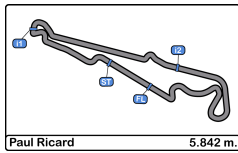
77 1 Robert Hefler Aston Martin Vantage
 PROAM 2 Philippe Valenza Team Virage

Lap	D	Time	Sector 1	Sector 2	Sector 3	T. Spd	Elapsed
1	1	2:20.998	43.808	39.843	57.347	212.1	2:20.998
2	1	2:14.110	37.055	39.608	57.447	236.8	4:35.108
3	1	3:11.725	36.786	39.822	1:55.117	236.3	7:46.833
4	1	2:22.619	42.151	42.288	58.180	221.3	10:09.452
5	1	2:13.975	37.133	39.505	57.337	231.2	12:23.427
6	1	2:13.764	36.896	39.943	56.925	233.7	14:37.191
7	1	2:13.126	36.626	39.659	56.841	234.2	16:50.317
8	1	2:13.588	36.626	39.978	56.984	233.7	19:03.905
9	1	2:12.885	36.621	39.508	56.756	233.7	21:16.790
10	1	2:15.378	36.791	40.958	57.629	233.2	23:32.168
11	1	2:20.197 P	36.469	40.106	1:03.622	230.7	25:52.365
12	2	3:34.754	1:57.572	40.025	57.157	137.4	29:27.119
13	2	2:13.828	36.789	39.894	57.145	233.7	31:40.947
14	2	2:14.115	36.536	39.694	57.885	233.7	33:55.062
15	2	2:14.096	37.150	39.994	56.952	229.7	36:09.158
16	2	2:13.523	36.658	39.660	57.205	234.2	38:22.681
17	2	2:13.365	36.780	39.761	56.824	231.2	40:36.046
18	2	2:13.473	36.489	39.791	57.193	234.7	42:49.519
19	2	2:12.986	36.369	39.672	56.945	234.7	45:02.505
20	2	2:13.395	36.580	39.638	57.177	234.2	47:15.900
21	2	3:32.772 P	39.174	1:12.244	1:41.354	231.2	50:48.672

99 1 Antonio Coimbra Mercedes AMG GT4 HP 2019
 AM 2 Luis Silva Sports and You

Lap	D	Time	Sector 1	Sector 2	Sector 3	T. Spd	Elapsed
1	1	2:18.507	41.461	40.210	56.836	220.4	2:18.507
2	1	2:14.364	36.931	40.224	57.209	232.7	4:32.871
3	1	2:13.481	37.019	39.854	56.608	232.2	6:46.352
4	1	2:12.725	36.384	39.761	56.580	232.2	8:59.077
5	1	2:13.432	36.443	40.130	56.859	232.2	11:12.509
6	1	2:13.160	36.372	39.729	57.059	232.2	13:25.669
7	1	2:13.813	36.734	40.245	56.834	231.7	15:39.482
8	1	2:13.064	36.442	39.677	56.945	232.7	17:52.546
9	1	2:12.710	36.612	39.584	56.514	232.2	20:05.256
10	1	2:13.242	36.654	39.680	56.908	232.2	22:18.498
11	1	2:13.157	36.557	39.884	56.716	232.7	24:31.655
12	1	2:13.729	36.868	39.855	57.006	231.7	26:45.384
13	1	2:14.287	37.394	40.201	56.692	232.7	28:59.671
14	1	3:10.355 P	36.874	40.029	1:53.452	231.7	32:10.026
15	2	2:35.239	56.073	40.762	58.404	136.0	34:45.265
16	2	2:16.607	37.317	40.595	58.695	231.2	37:01.872
17	2	2:17.651	37.561	40.894	59.196	231.2	39:19.523
18	2	2:16.018	37.389	40.321	58.308	231.7	41:35.541
19	2	2:16.336	37.753	40.461	58.122	232.2	43:51.877
20	2	2:14.743	37.402	39.784	57.557	232.7	46:06.620
21	2	2:15.315	37.747	39.957	57.611	231.7	48:21.935
22	2	2:15.342	37.441	40.027	57.874	231.2	50:37.277
23	2	2:15.748	37.399	40.535	57.814	232.2	52:53.025
24	2	2:15.141	37.338	40.068	57.735	231.7	55:08.166
25	2	2:16.106	37.681	40.364	58.061	232.2	57:24.272





Paul Ricard
GT Cup Open Europe
Race - 1
Analysis by Lap



Num	Lap Time	Gap
Lap 1		
15	2:17.139	
99	2:18.507	01.368
22	2:19.481	02.342
10	2:20.438	03.299
77	2:20.998	03.859
67	2:22.300	05.161
26	2:29.060	11.921
66	2:31.413	14.274
19	2:33.323	16.184
51	3:55.574	1:38.435
Num Lap Time Gap		
Lap 2		
15	2:13.217	
99	2:14.364	02.515
22	2:13.891	03.016
10	2:13.188	03.270
77	2:14.110	04.752
67	2:13.799	05.743
26	2:20.334	19.038
66	2:18.772	19.829
19	2:39.205	42.172
Num Lap Time Gap		
Lap 3		
15	2:12.999	
99	2:13.481	02.997
10	2:13.218	03.489
22	2:14.734	04.751
67	2:15.009	07.753
66	2:19.139	25.969
26	2:21.889	27.928
77	3:11.725	1:03.478
Num Lap Time Gap		
Lap 4		
15	2:12.793	
99	2:12.725	02.929
10	2:12.618	03.314
22	2:12.659	04.617
67	2:14.748	09.708
66	2:19.032	32.208

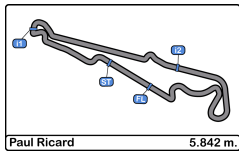
Num	Lap Time	Gap
26	2:20.542	35.677
77	2:22.619	1:13.304
Num Lap Time Gap		
Lap 5		
15	2:13.591	
99	2:13.432	02.770
10	2:13.500	03.223
22	2:13.266	04.292
67	2:13.863	09.980
19	6:16.532	2 Laps
66	2:18.983	37.600
26	2:23.340	45.426
77	2:13.975	1:13.688
Num Lap Time Gap		
Lap 6		
15	2:12.792	
99	2:13.160	03.138
10	2:13.199	03.630
22	2:12.653	04.153
67	2:13.320	10.508
66	2:18.968	43.776
26	2:32.890	1:05.524
77	2:13.764	1:14.660
Num Lap Time Gap		
Lap 7		
15	2:12.647	
99	2:13.813	04.304
10	2:13.880	04.863
22	2:13.948	05.454
67	2:20.849	18.710
66	2:18.373	49.502
77	2:13.126	1:15.139
19	6:12.256	3 Laps
Num Lap Time Gap		
Lap 8		
15	2:12.748	
99	2:13.064	04.620
10	2:12.780	04.895
22	2:12.788	05.494
67	2:29.978	35.940

Num	Lap Time	Gap
66	2:18.260	55.014
77	2:13.588	1:15.979
Num Lap Time Gap		
Lap 9		
15	2:12.724	
99	2:12.710	04.606
10	2:13.036	05.207
22	2:13.083	05.853
19	2:40.308	4 Laps
67	2:12.898	36.114
66	2:18.563	1:00.853
77	2:12.885	1:16.140
Num Lap Time Gap		
Lap 10		
15	2:12.837	
99	2:13.242	05.011
10	2:13.309	05.679
22	2:13.785	06.801
67	2:13.353	36.630
66	2:18.024	1:06.040
77	2:15.378	1:18.681
Num Lap Time Gap		
Lap 11		
15	2:12.569	
99	2:13.157	05.599
10	2:12.801	05.911
22	2:19.936	14.168
67	2:20.313	44.374
66	2:18.101	1:11.572
77	2:20.197	1:26.309
Num Lap Time Gap		
Lap 12		
15	2:12.845	
99	2:13.729	06.483
10	2:13.692	06.758
66	2:25.118	1:23.845
22	3:31.952	1:33.275
67	3:19.458	1:50.987

Num	Lap Time	Gap
Lap 13		
22	2:13.125	09.065
99	2:17.651	10.937
10	2:14.613	00.601
15	2:23.139	02.369
77	3:34.754	1 Lap
22	2:13.809	1:26.314
67	2:13.531	1:43.748
66	3:20.825	2:23.900
77	2:13.828	2:41.276
Num Lap Time Gap		
Lap 14		
10	3:09.382	
99	3:10.355	00.372
15	3:20.134	12.520
22	2:12.939	29.270
67	2:13.478	47.243
66	2:18.236	1:32.153
77	2:14.115	1:45.408
Num Lap Time Gap		
Lap 15		
15	2:15.296	
10	2:33.950	06.134
99	2:35.239	07.795
22	2:12.997	14.451
67	2:13.921	33.348
66	2:18.450	1:22.787
77	2:14.096	1:31.688
Num Lap Time Gap		
Lap 16		
15	2:15.497	
10	2:13.906	04.543
99	2:16.607	08.905
22	2:12.605	11.559
67	2:13.632	31.483
66	2:17.633	1:24.923
77	2:13.523	1:29.714
Num Lap Time Gap		
Lap 17		
15	2:15.619	
10	2:13.882	02.806

Num	Lap Time	Gap
Lap 18		
15	2:15.176	
10	2:13.685	01.315
22	2:13.288	07.177
99	2:16.018	11.779
67	2:14.274	28.865
77	2:13.473	1:25.757
66	2:17.675	1:29.187
Num Lap Time Gap		
Lap 19		
10	2:14.731	
15	2:16.242	00.196
22	2:12.875	04.006
99	2:16.336	12.069
67	2:13.549	26.368
77	2:12.986	1:22.697
66	2:18.559	1:31.700
Num Lap Time Gap		
Lap 20		
10	2:13.952	
15	2:15.981	02.225
22	2:12.986	03.040
99	2:14.743	12.860
67	2:15.268	27.684
77	2:13.395	1:22.140
66	2:18.189	1:35.937
Num Lap Time Gap		
Lap 21		
10	2:14.160	
22	2:14.779	03.659
15	2:15.877	03.942
99	2:15.315	14.015
67	2:36.484	50.008
66	2:20.016	1:41.793





Paul Ricard
 GT Cup Open Europe
 Race - 1
 Analysis by Lap



Num	Lap Time	Gap
-----	----------	-----

Lap 22

10	2:14.494	
22	2:13.090	02.255
15	2:15.088	04.536
99	2:15.342	14.863
77	3:32.772	1 Lap
67	2:49.065	1:24.579
66	2:20.654	1:47.953

Num	Lap Time	Gap
-----	----------	-----

Lap 23

10	2:13.040	
22	2:12.747	01.962
15	2:15.846	07.342
99	2:15.748	17.571
67	2:15.240	1:26.779
66	2:18.959	1:53.872

Num	Lap Time	Gap
-----	----------	-----

Lap 24

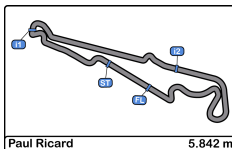
10	2:14.044	
22	2:13.430	01.348
15	2:16.914	10.212
99	2:15.141	18.668
67	2:16.981	1:29.716
66	2:19.298	1:59.126

Num	Lap Time	Gap
-----	----------	-----

Lap 25

10	2:13.954	
22	2:13.179	00.573
15	2:17.443	13.701
99	2:16.106	20.820
67	2:18.024	1:33.786
19	38:18.755	19 Laps
66	2:18.469	2:03.641



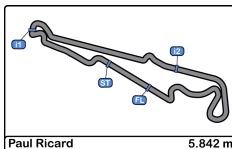


Paul Ricard
GT Cup Open Europe
Race - 1
Best Sectors Results



Sector - 1				Sector - 2				Sector - 3				Ideal Lap vs Best Lap				
Clas	Nº	Driver	Time	Nº	Driver	Time	Nº	Driver	Time	Clas	Nº	Driver	Ideal Lap	Best Lap	Clas	
1	15	de Martin - Villanueva	36.147	67	Mario Cordoni	37.826	22	Leutwiler - Schouten	56.247	1	67	Mario Cordoni	2:10.832	2:12.898	6	
2	22	Leutwiler - Schouten	36.266	10	Díaz-Varela - Cerqueda	38.447	10	Díaz-Varela - Cerqueda	56.347	2	10	Díaz-Varela - Cerqueda	2:11.222	2:12.618	3	
3	77	Hefler - Valenza	36.369	15	de Martin - Villanueva	39.438	67	Mario Cordoni	56.501	3	22	Leutwiler - Schouten	2:12.000	2:12.605	2	
4	99	Coimbra - Silva	36.372	22	Leutwiler - Schouten	39.487	15	de Martin - Villanueva	56.509	4	15	de Martin - Villanueva	2:12.094	2:12.569	1	
5	10	Díaz-Varela - Cerqueda	36.428	77	Hefler - Valenza	39.505	99	Coimbra - Silva	56.514	5	99	Coimbra - Silva	2:12.470	2:12.710	4	
6	67	Mario Cordoni	36.505	99	Coimbra - Silva	39.584	77	Hefler - Valenza	56.756	6	77	Hefler - Valenza	2:12.630	2:12.885	5	
7	66	Roberto Rayneri	37.877	66	Roberto Rayneri	40.880	66	Roberto Rayneri	58.260	7	66	Roberto Rayneri	2:17.017	2:17.384	7	
8	26	Albert Estragues	38.664	26	Albert Estragues	41.741	19	Gillion - Verdonck	59.024	8	26	Albert Estragues	2:20.204	2:20.334	8	
9	19	Gillion - Verdonck	42.318	19	Gillion - Verdonck	42.355	26	Albert Estragues	59.799	9	19	Gillion - Verdonck	2:23.697	2:33.323	9	
10	51	Aldo Festante	1:19.292	13	Jaume Font	47.274	51	Aldo Festante	1:35.417	10	51	Aldo Festante	3:55.574	3:55.574	10	
11	13	Jaume Font	3:56.501	51	Aldo Festante	1:00.865	13	Jaume Font	Transpon	11	13	Jaume Font	Transpon	Transpo	11	



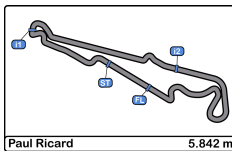


Paul Ricard
GT Cup Open Europe
Race - 1
Leader Sequence



Nº	Entrant/Team	Nat	Driver 1	Nat	Driver 2	Nat	Vehicle	Cat	Start Lap	End Lap	Laps	Total Laps
15	NM Racing Team		Alberto de Martin		<u>Rafael Villanueva</u>		Mercedes AMG GT4 HP 2019	PROAM	1	12	12	12
99	Sports and You		<u>Antonio Coimbra</u>		Luis Silva		Mercedes AMG GT4 HP 2019	AM	13	13	1	1
10	Baporo Motorsport		Daniel Díaz-Varela		<u>Manel Cerqueda</u>		Audi R8 LMS	AM	14	14	1	1
15	NM Racing Team		Alberto de Martin		<u>Rafael Villanueva</u>		Mercedes AMG GT4 HP 2019	PROAM	15	18	4	16
10	Baporo Motorsport		Daniel Díaz-Varela		<u>Manel Cerqueda</u>		Audi R8 LMS	AM	19	25	7	8





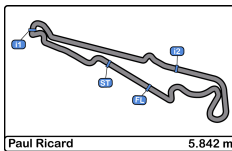
Paul Ricard
GT Cup Open Europe
Race - 1
Best 5 Lap Times



Paul Ricard 5.842 m.

Cl	N°	Entrant/Team	Nat	Driver 1	Nat	Status	Driver 2	Nat	Status	Vehicle	Cat	Cl	Best 1		Best 2		Best 3		Best 4		Best 5		
													Time	Lap	Time	Lap	Time	Lap	Time	Lap	Time	Lap	
1	15	NM Racing Team	ESP	Alberto de Martin	ESP		<u>Rafael Villanueva</u>	ESP		Mercedes AMG GT4 HP 2019	PROAM	1	2:12.569	11	2:12.647	7	2:12.724	9	2:12.748	8	2:12.792	6	
2	22	PZ Oberer Zürichsee by TFT	CHE	<u>Niki Leutwiler</u>	CHE		Bas Schouten	NLD		Porsche 911 Cup MY 2018	PROAM	2	2:12.605	16	2:12.653	6	2:12.659	4	2:12.747	23	2:12.788	8	
3	10	Baporo Motorsport	ESP	Daniel Díaz-Varela	ESP		<u>Manel Cerqueda</u>	AND		Audi R8 LMS	AM	1	2:12.618	4	2:12.780	8	2:12.801	11	2:13.036	9	2:13.040	23	
4	99	Sports and You	PRT	<u>Antonio Coimbra</u>	PRT		Luis Silva	PRT		Mercedes AMG GT4 HP 2019	AM	2	2:12.710	9	2:12.725	4	2:13.064	8	2:13.157	11	2:13.160	6	
5	77	Team Virage	POL	<u>Robert Hefler</u>	HUN		Philippe Valenza	ESP		Aston Martin Vantage	PROAM	3	2:12.885	9	2:12.986	19	2:13.126	7	2:13.365	17	2:13.395	20	
6	67	GDL Racing	SMR	Mario Cordoni	ITA					Porsche 911 GT3 Cup 2018	AM	3	2:12.898	9	2:13.320	6	2:13.353	10	2:13.478	14	2:13.531	13	
7	66	GDL Racing	SMR	Roberto Rayneri	ITA					Porsche 911 GT3 Cup 2018	AM	4	2:17.384	17	2:17.633	16	2:17.675	18	2:18.024	10	2:18.101	11	
8	26	NM Racing Team	ESP	Albert Estragues	ESP					Transam Euro 2018	AM	5	2:20.334	2	2:20.542	4	2:21.889	3	2:23.340	5	2:29.060	1	
9	19	PROsport Racing	DEU	<u>Rodrique Gillion</u>	BEL		Nico Verdonck	BEL		Aston Martin Vantage	PROAM	4	2:33.323	1	2:39.205	2	2:40.308	5	6:12.256	4	6:16.532	3	
10	51	Ombra Racing	ITA	Aldo Festante	ITA					Porsche 911 GT3 Cup 2018	PROAM	5	3:55.574	1									
11	13	Baporo Motorsport	ESP	Jaume Font	ESP					Porsche 991 Cup MY 2018	AM	6											



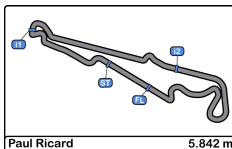


Paul Ricard
GT Cup Open Europe
Race - 1
Best 5 Top Speeds



Cl	N°	Entrant/Team	Nat	Driver 1	Nat	Driver 2	Nat	Vehicle	Cat	Cl	Top 1		Top 2		Top 3		Top 4		Top 5		Avg
											Km/h	Lap	Km/h	Lap	Km/h	Lap	Km/h	Lap	Km/h	Lap	
1	15	NM Racing Team	ESP	Alberto de Martin	ESP	<u>Rafael Villanueva</u>	ESP	Mercedes AMG GT4 HP 2019	PROAM	1	237.8	23	236.3	21	235.8	2	235.8	5	235.8	6	236.3
2	77	Team Virage	POL	<u>Robert Hefler</u>	HUN	Philippe Valenza	ESP	Aston Martin Vantage	PROAM	2	236.8	2	236.3	3	234.7	18	234.7	19	234.2	7	235.4
3	10	Baporo Motorsport	ESP	Daniel Díaz-Varela	ESP	<u>Manel Cerqueda</u>	AND	Audi R8 LMS	AM	1	235.8	3	235.2	13	234.2	2	234.2	4	233.7	11	234.6
4	99	Sports and You	PRT	<u>Antonio Coimbra</u>	PRT	Luis Silva	PRT	Mercedes AMG GT4 HP 2019	AM	2	232.7	2	232.7	8	232.7	11	232.7	13	232.7	20	232.7
5	22	PZ Oberer Zürichsee by TFT	CHE	<u>Niki Leutwiler</u>	CHE	Bas Schouten	NLD	Porsche 911 Cup MY 2018	PROAM	3	232.2	7	231.7	8	231.2	9	230.7	2	230.7	5	231.3
6	67	GDL Racing	SMR	Mario Cordoni	ITA			Porsche 911 GT3 Cup 2018	AM	3	230.2	2	230.2	3	229.7	6	229.7	15	229.2	7	229.8
7	19	PROsport Racing	DEU	<u>Rodrique Gillion</u>	BEL	Nico Verdonck	BEL	Aston Martin Vantage	PROAM	4	228.3	1	189.1	2	150.6	5	131.8	3	121.6	4	164.3
8	66	GDL Racing	SMR	Roberto Rayneri	ITA			Porsche 911 GT3 Cup 2018	AM	4	227.3	19	226.4	18	225.9	12	225.9	17	225.9	20	226.3
9	13	Baporo Motorsport	ESP	Jaume Font	ESP			Porsche 991 Cup MY 2018	AM	5	220.8	1									220.8
10	26	NM Racing Team	ESP	Albert Estragues	ESP			Transam Euro 2018	AM	6	217.7	2	215.1	4	212.5	5	202.6	3	201.1	6	209.8
11	51	Ombra Racing	ITA	Aldo Festante	ITA			Porsche 911 GT3 Cup 2018	PROAM	5	217.7	1									217.7



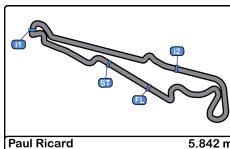


Paul Ricard
GT Cup Open Europe
Race - 1
Fastest Laps Sequence



Lap	Time of Day	Session Time	Nº	Entrant/Team	Nat	Driver 1	Nat	Driver 2	Nat	Vehicle	Cat	Time	Km/h
2	14:28:51.415	4:30.415	15	NM Racing Team		Alberto de Martin		<u>Rafael Villanueva</u>		Mercedes AMG GT4 HP 2019	PROAM	2:13.217	157.3
2	14:28:54.685	4:33.685	10	Baporo Motorsport		Daniel Díaz-Varela		<u>Manel Cerqueda</u>		Audi R8 LMS	AM	2:13.188	157.3
3	14:31:04.414	6:43.414	15	NM Racing Team		Alberto de Martin		<u>Rafael Villanueva</u>		Mercedes AMG GT4 HP 2019	PROAM	2:12.999	157.5
4	14:33:17.207	8:56.207	15	NM Racing Team		Alberto de Martin		<u>Rafael Villanueva</u>		Mercedes AMG GT4 HP 2019	PROAM	2:12.793	157.8
4	14:33:20.136	8:59.136	99	Sports and You		<u>Antonio Coimbra</u>		Luis Silva		Mercedes AMG GT4 HP 2019	AM	2:12.725	157.9
4	14:33:20.521	8:59.521	10	Baporo Motorsport		Daniel Díaz-Varela		<u>Manel Cerqueda</u>		Audi R8 LMS	AM	2:12.618	158.0
11	14:48:47.115	24:26.115	15	NM Racing Team		Alberto de Martin		<u>Rafael Villanueva</u>		Mercedes AMG GT4 HP 2019	PROAM	2:12.569	158.1





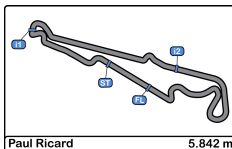
Paul Ricard
GT Cup Open Europe
Race - 1



Event Best Maximum Speed

Nº	Entrant/Team	Nat	Driver 1	Nat	Driver 2	Nat	Vehicle	Cat	Km/h	Session
15	NM Racing Team	ESP	Alberto de Martin	ESP	Rafael Villanueva	ESP	Mercedes AMG GT4 HP 2019	PROAM	244.3	Private test
99	Sports and You	PRT	Antonio Coimbra	PRT	Luis Silva	PRT	Mercedes AMG GT4 HP 2019	AM	244.3	Free Practice - 3
77	Team Virage	POL	Robert Hefler	HUN	Philippe Valenza	ESP	Aston Martin Vantage	PROAM	242.6	Free Practice - 2
10	Baporo Motorsport	ESP	Daniel Díaz-Varela	ESP	Manel Cerqueda	AND	Audi R8 LMS	AM	240.0	Free Practice - 2
26	NM Racing Team	ESP	Albert Estragues	ESP			Transam Euro 2018	AM	239.4	Free Practice - 2
19	PROsport Racing	DEU	Rodrigue Gillion	BEL	Nico Verdonck	BEL	Aston Martin Vantage	PROAM	237.8	Free Practice - 3
22	PZ Oberer Zürichsee by TFT	CHE	Niki Leutwiler	CHE	Bas Schouten	NLD	Porsche 911 Cup MY 2018	PROAM	235.8	Free Practice - 2
51	Ombra Racing	ITA	Aldo Festante	ITA			Porsche 911 GT3 Cup 2018	PROAM	234.7	Free Practice - 2
13	Baporo Motorsport	ESP	Jaume Font	ESP			Porsche 991 Cup MY 2018	AM	234.7	Free Practice - 2
67	GDL Racing	SMR	Mario Cordoni	ITA			Porsche 911 GT3 Cup 2018	AM	234.2	Free Practice - 2
66	GDL Racing	SMR	Roberto Rayneri	ITA			Porsche 911 GT3 Cup 2018	AM	230.7	Qualifying - 1 Driver - 1





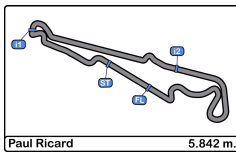
Paul Ricard
GT Cup Open Europe
Race - 1
Lap Chart



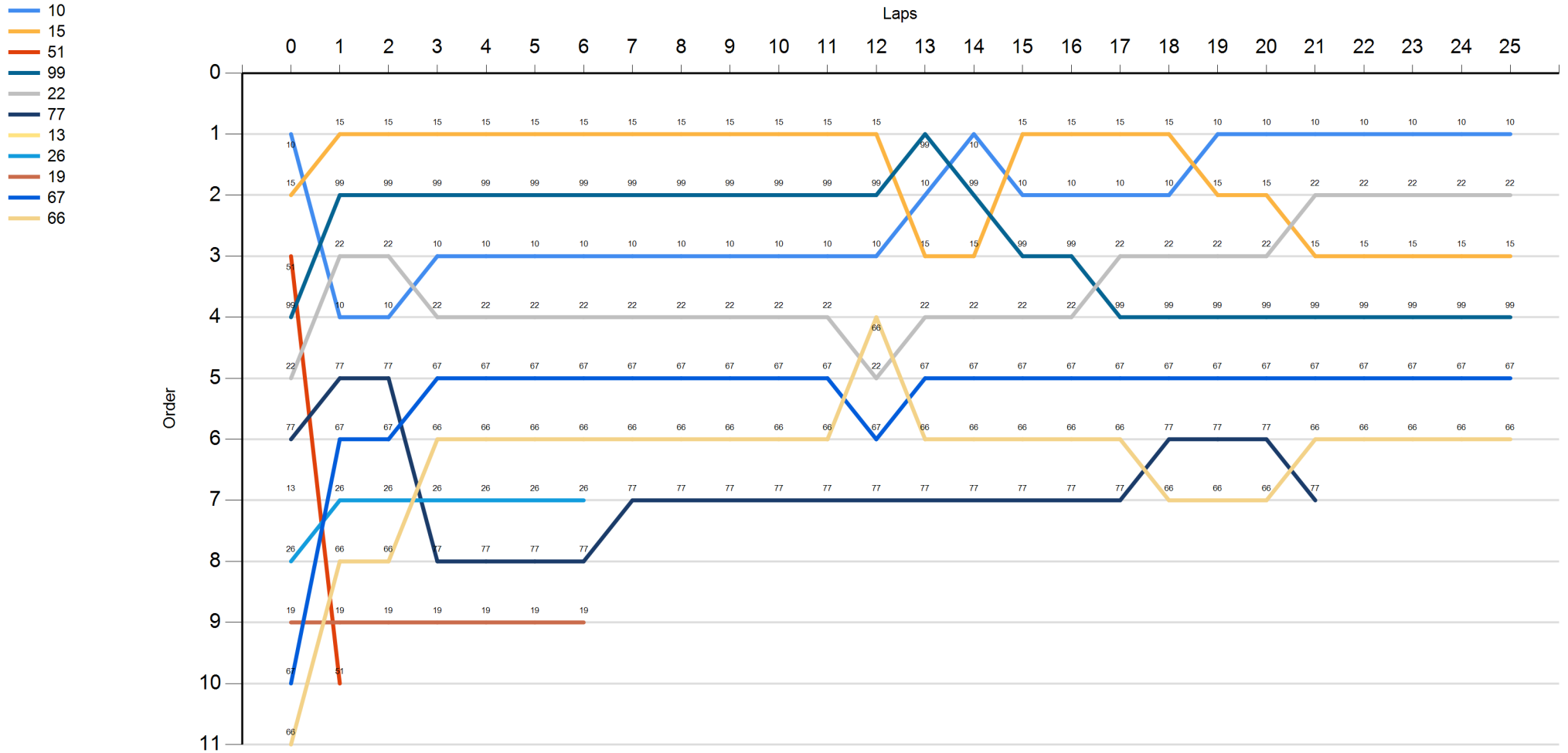
LAP

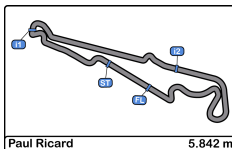
Nr	Po	Grid	1	2	3	4	5	6	7	8	9	10	11	12	13	14	15	16	17	18	19	20	21	22	23	24	25
10	1	10	15	15	15	15	15	15	15	15	15	15	15	15	99	10	15	15	15	15	10	10	10	10	10	10	10
15	2	15	99	99	99	99	99	99	99	99	99	99	99	99	10	99	10	10	10	10	15	15	22	22	22	22	22
51	3	51	22	22	10	10	10	10	10	10	10	10	10	10	15	15	99	99	22	22	22	22	15	15	15	15	15
99	4	99	10	10	22	22	22	22	22	22	22	22	22	66	22	22	22	22	99	99	99	99	99	99	99	99	99
22	5	22	77	77	67	67	67	67	67	67	67	67	67	22	67	67	67	67	67	67	67	67	67	67	67	67	67
77	6	77	67	67	66	66	66	66	66	66	66	66	66	67	66	66	66	66	66	66	77	77	77	66	66	66	66
13	7	13	26	26	26	26	26	26	77	77	77	77	77	77	77	77	77	77	66	66	66	66	77				
26	8	26	66	66	77	77	77	77																			
19	9	19	19	19	19	19	19	19																			
67	10	67	51																								
66	11	66																									





Paul Ricard
 GT Cup Open Europe
 Race - 1
 Graphic Lap Chart



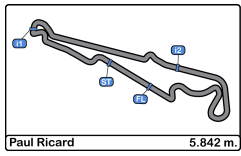


Paul Ricard
GT Cup Open Europe
Race - 1
Pit Stop Analysis



Nr.	In Day Time	Entrant/Team	Nat	Driver 1	Nat	Driver 2	Nat	Vehicle	Cat	In Time	Stop N°	Pit Time	Handicap	Penalty
22	14:48:52.340	PZ Oberer Zürichsee by TFT		Niki Leutwiler		Bas Schouten		Porsche 911 Cup MY 2018	PROAM	24:31.281	1	1:28.477	1:25	
67	14:49:22.552	GDL Racing		Mario Cordoni				Porsche 911 GT3 Cup 2018	AM	25:01.493	2	1:15.938	1:10	
77	14:50:04.959	Team Virage		Robert Hefler		Philippe Valenza		Aston Martin Vantage	PROAM	25:43.900	1	1:29.340	1:10	
66	14:52:14.975	GDL Racing		Roberto Rayneri				Porsche 911 GT3 Cup 2018	AM	27:53.916	1	1:11.106	1:10	
15	14:53:12.647	NM Racing Team		Alberto de Martin		Rafael Villanueva		Mercedes AMG GT4 HP 2019	PROAM	28:51.588	1	1:15.611	1:10	
99	14:55:33.017	Sports and You		Antonio Coimbra		Luis Silva		Mercedes AMG GT4 HP 2019	AM	31:11.958	1	1:16.397	1:10	
10	14:55:33.792	Baporo Motorsport		Daniel Díaz-Varela		Manel Cerqueda		Audi R8 LMS	AM	31:12.733	1	1:15.008	1:15	
67	15:13:09.584	GDL Racing		Mario Cordoni				Porsche 911 GT3 Cup 2018	AM	48:48.525	3	44.124	1:10	-25.876

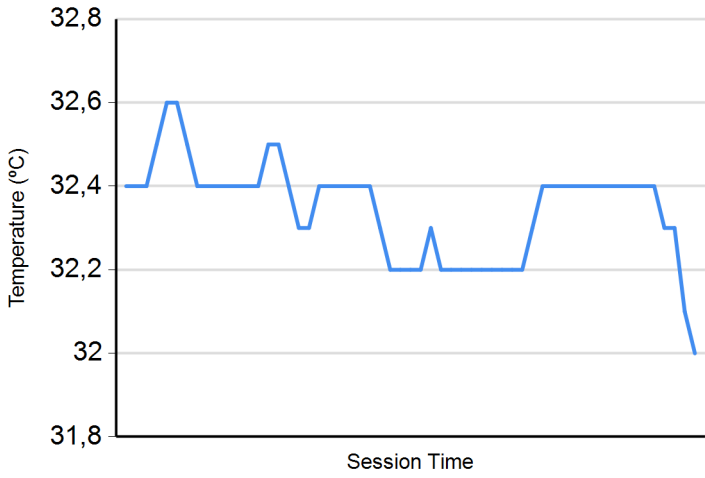




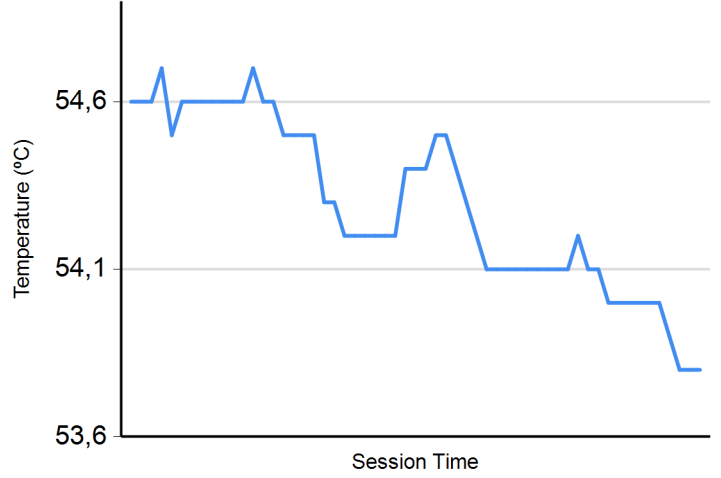
Paul Ricard
GT Cup Open Europe
Race - 1
Weather Report



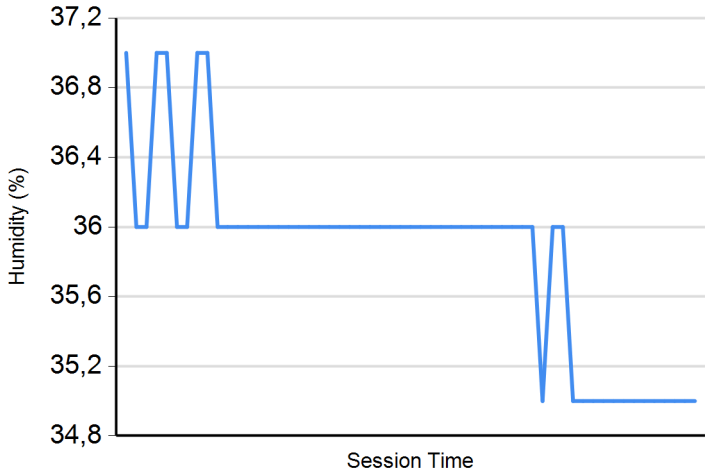
Air Temperature



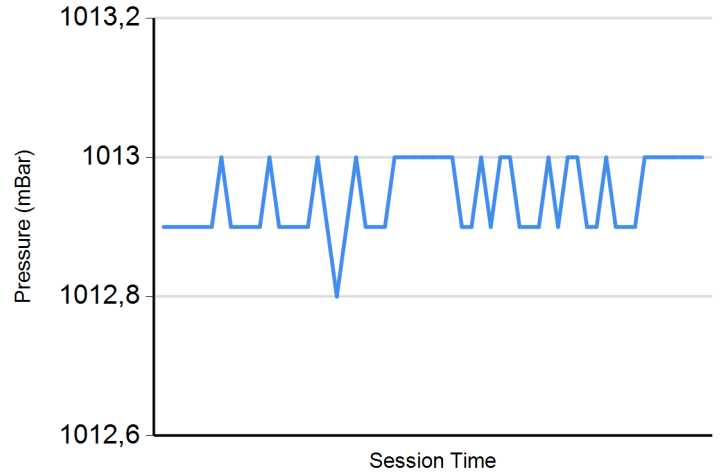
Track Temperature



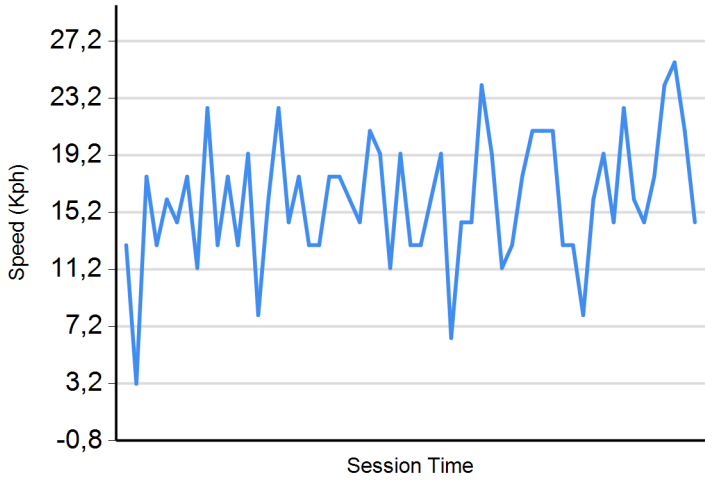
Humidity



Pressure



Wind Speed



Wind direction

North = 0°/360° Est = 90° South = 180° West = 270°

