


Paul Ricard
GT Cup Open Europe
Qualifying - 1 Driver - 1
Provisional Results



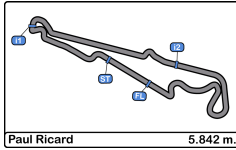
Cls	Nº	Entrant/Team	Nat	Driver 1	Nat	Driver 2	Nat	Vehicle	Cat	Cls	Laps	Best	Time	Gap	Interval	Km/h
1	10	Baporo Motorsport	ESP	Daniel Díaz-Varela	ESP	<u>Manel Cerqueda</u>	AND	Audi R8 LMS	AM	1	7	6	2:09.755			161.5
2	15	NM Racing Team	ESP	Alberto de Martin	ESP	<u>Rafael Villanueva</u>	ESP	Mercedes AMG GT4 HP 2019	PROAM	1	9	8	2:09.973	0.218	0.218	161.2
3	51	Ombra Racing	ITA	Aldo Festante	ITA			Porsche 911 GT3 Cup 2018	PROAM	2	9	5	2:10.001	0.246	0.028	161.2
4	99	Sports and You	PRT	<u>Antonio Coimbra</u>	PRT	Luis Silva	PRT	Mercedes AMG GT4 HP 2019	AM	2	9	9	2:10.218	0.463	0.217	160.9
5	22	PZ Oberer Zürichsee by TFT	CHE	<u>Niki Leutwiler</u>	CHE	Bas Schouten	NLD	Porsche 911 Cup MY 2018	PROAM	3	9	7	2:10.498	0.743	0.280	160.6
6	77	Team Virage	HUN	<u>Robert Hefler</u>	HUN	Philippe Valenza	ESP	Aston Martin Vantage	PROAM	4	10	6	2:10.631	0.876	0.133	160.4
7	13	Baporo Motorsport	ESP	Jaume Font	ESP			Porsche 991 Cup MY 2018	AM	3	7	5	2:10.917	1.162	0.286	160.0
8	26	NM Racing Team	ESP	Albert Estragues	ESP			Transam Euro 2018	AM	4	8	7	2:12.617	2.862	1.700	158.0
9	19	PROsport Racing	DEU	<u>Rodrigue Gillion</u>	BEL	Nico Verdonck	BEL	Aston Martin Vantage	PROAM	5	8	5	2:12.670	2.915	0.053	157.9
10	67	GDL Racing	SMR	Mario Cordoni	ITA			Porsche 911 GT3 Cup 2018	AM	5	8	7	2:12.746	2.991	0.076	157.8
11	66	GDL Racing	SMR	Roberto Rayneri	ITA			Porsche 911 GT3 Cup 2018	AM	6	10	5	2:15.134	5.379	2.388	155.0

Published at:.....

Track Temp: 50.0 °C Air Temp: 27.8 °C Humidity: 57 % Track Status: DRY

Stewards:	Race Director:	Timekeeper: 
-----------	----------------	---





Paul Ricard
GT Cup Open Europe
Qualifying - 1 Driver - 1
Provisional Results by Class



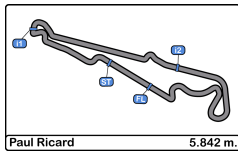
Cls	Nº	Entrant/Team	Nat	Driver 1	Nat	Driver 2	Nat	Vehicle	Cat	Cls	Laps	Best	Time	Gap	Interval	Km/h
PROAM																
1	15	NM Racing Team	ESP	Alberto de Martin	ESP	<u>Rafael Villanueva</u>	ESP	Mercedes AMG GT4 HP 2019	PROAM	1	9	8	2:09.973			161.2
2	51	Ombra Racing	ITA	Aldo Festante	ITA			Porsche 911 GT3 Cup 2018	PROAM	2	9	5	2:10.001	0.028	0.028	161.2
3	22	PZ Oberer Zürichsee by TFT	CHE	<u>Niki Leutwiler</u>	CHE	Bas Schouten	NLD	Porsche 911 Cup MY 2018	PROAM	3	9	7	2:10.498	0.525	0.497	160.6
4	77	Team Virage	FRA	<u>Robert Hefler</u>	HUN	Philippe Valenza	ESP	Aston Martin Vantage	PROAM	4	10	6	2:10.631	0.658	0.133	160.4
5	19	PROsport Racing	GER	<u>Rodrique Gillion</u>	BEL	Nico Verdonck	BEL	Aston Martin Vantage	PROAM	5	8	5	2:12.670	2.697	2.039	157.9
AM																
1	10	Baporo Motorsport	ESP	Daniel Díaz-Varela	ESP	<u>Manel Cerqueda</u>	AND	Audi R8 LMS	AM	1	7	6	2:09.755			161.5
2	99	Sports and You	PRT	<u>Antonio Coimbra</u>	PRT	Luis Silva	PRT	Mercedes AMG GT4 HP 2019	AM	2	9	9	2:10.218	0.463	0.463	160.9
3	13	Baporo Motorsport	ESP	Jaume Font	ESP			Porsche 991 Cup MY 2018	AM	3	7	5	2:10.917	1.162	0.699	160.0
4	26	NM Racing Team	ESP	Albert Estragues	ESP			Transam Euro 2018	AM	4	8	7	2:12.617	2.862	1.700	158.0
5	67	GDL Racing	SMR	Mario Cordoni	ITA			Porsche 911 GT3 Cup 2018	AM	5	8	7	2:12.746	2.991	0.129	157.8
6	66	GDL Racing	SMR	Roberto Rayneri	ITA			Porsche 911 GT3 Cup 2018	AM	6	10	5	2:15.134	5.379	2.388	155.0

Published at:.....

Track Temp: 50.0 °C Air Temp: 27.8 °C Humidity: 57 % Track Status: DRY

Stewards:	Race Director:	Timekeeper:
------------------	-----------------------	--------------------



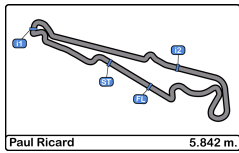


Paul Ricard
GT Cup Open Europe
Qualifying - 1 Driver - 1
Lap Analysis



10							22								
1 Daniel Díaz-Varela			Audi R8 LMS				1 Niki Leutwiler			Porsche 911 Cup MY 2018					
AM			Baporo Motorsport				PROAM			2 Bas Schouten					
2 Manel Cerqueda										PZ Oberer Zürichsee by TFT					
Lap	D	Time	Sector 1	Sector 2	Sector 3	T. Spd	Elapsed	Lap	D	Time	Sector 1	Sector 2	Sector 3	T. Spd	Elapsed
1	2	18:44:31.289	18:42:39.300	49.240	1:02.749	99.9	18:44:31.289	1	1	18:43:22.265	18:41:37.604	45.278	59.383	96.2	18:43:22.265
2	2	2:24.481	39.069	44.518	1:00.894	232.2	18:46:55.770	2	1	2:20.350 P	36.987	40.049	1:03.314	229.7	18:45:42.615
3	2	2:13.244	36.211	39.328	57.705	236.8	18:49:09.014	3	1	4:28.641	2:50.673	40.659	57.309	135.5	18:50:11.256
4	2	2:10.656	35.725	39.148	55.783	238.4	18:51:19.670	4	1	2:12.452	36.670	39.847	55.935	231.7	18:52:23.708
5	2	2:10.264	35.555	39.042	55.667	238.9	18:53:29.934	5	1	2:11.246	35.813	39.888	55.545	233.2	18:54:34.954
6	2	2:09.755	35.369	39.072	55.314	238.4	18:55:39.689	6	1	2:10.862	36.049	39.440	55.373	232.7	18:56:45.816
7	2	2:29.522	41.039	46.561	1:01.922	210.5	18:58:09.211	7	1	2:10.498	35.832	39.384	55.282	233.2	18:58:56.314
8	2		35.593	42.444		237.3		8	1	2:10.608	35.915	39.358	55.335	232.7	19:01:06.922
13							26								
1 Jaume Font			Porsche 991 Cup MY 2018				1 Albert Estragues			Transam Euro 2018					
AM			Baporo Motorsport				AM			2					
2										NM Racing Team					
Lap	D	Time	Sector 1	Sector 2	Sector 3	T. Spd	Elapsed	Lap	D	Time	Sector 1	Sector 2	Sector 3	T. Spd	Elapsed
1	1	18:44:15.295	18:42:26.974	47.106	1:01.215	121.2	18:44:15.295	1	1	18:43:26.988	18:41:23.895	55.852	1:07.241	92.0	18:43:26.988
2	1	2:15.782	38.914	40.501	56.367	224.0	18:46:31.077	2	1	2:20.332	39.440	41.690	59.202	200.0	18:45:47.320
3	1	2:11.994	36.076	39.992	55.926	230.2	18:48:43.071	3	1	2:16.487	37.431	41.063	57.993	229.7	18:48:03.807
4	1	2:11.181	35.831	39.830	55.520	230.7	18:50:54.252	4	1	2:29.627 P	39.125	42.639	1:07.863	218.6	18:50:33.434
5	1	2:10.917	35.653	39.575	55.689	230.2	18:53:05.169	5	1	7:12.514	5:34.414	40.659	57.441	106.0	18:57:45.948
6	1	2:21.532	39.843	43.896	57.793	229.7	18:55:26.701	6	1	2:13.219	36.539	39.688	56.992	236.8	18:59:59.167
7	1	2:11.083	35.961	39.578	55.544	230.2	18:57:37.784	7	1	2:12.617	36.412	39.692	56.513	236.8	19:02:11.784
8	1	35.722	39.866		230.7			8	1	2:46.537 P	43.688	48.312	1:14.537	162.4	19:04:58.321
15							51								
1 Alberto de Martin			Mercedes AMG GT4 HP 2019				1 Aldo Festante			Porsche 911 GT3 Cup 2018					
PROAM			NM Racing Team				PROAM			2					
2 Rafael Villanueva										Ombra Racing					
Lap	D	Time	Sector 1	Sector 2	Sector 3	T. Spd	Elapsed	Lap	D	Time	Sector 1	Sector 2	Sector 3	T. Spd	Elapsed
1	2	18:44:02.516	18:41:48.846	56.037	1:17.633	98.0	18:44:02.516	1	1	18:43:47.669	18:42:07.864	40.707	59.098	101.3	18:43:47.669
2	2	2:20.438	39.296	42.193	58.949	206.8	18:46:22.954	2	1	2:20.906 P	35.715	41.188	1:04.003	230.2	18:46:08.575
3	2	2:10.951	35.519	39.439	55.993	241.0	18:48:33.905	3	1	4:01.227	2:22.913	41.154	57.160	134.6	18:50:09.802
4	2	2:10.760	35.390	39.300	56.070	239.4	18:50:44.665	4	1	2:13.218	36.566	40.393	56.259	230.2	18:52:23.020
5	2	2:10.461	35.409	39.037	56.015	240.0	18:52:55.126	5	1	2:10.001	35.380	39.490	55.131	230.2	18:54:33.021
6	2	2:10.304	35.627	38.983	55.694	240.0	18:55:05.430	6	1	2:11.100	35.327	40.052	55.721	230.7	18:56:44.121
7	2	2:19.636	35.393	39.274	1:04.969	240.0	18:57:25.066	7	1	2:10.396	35.468	39.491	55.437	230.7	18:58:54.517
8	2	2:09.973	35.247	39.034	55.692	241.6	18:59:35.039	8	1	2:10.100	35.397	39.484	55.219	231.2	19:01:04.617
9	2	2:31.659 P	35.492	42.526	1:13.641	240.0	19:02:06.698	9	1	2:42.917 P	41.208	45.819	1:15.890	216.8	19:03:47.534
19							66								
1 Rodrigue Gillion			Aston Martin Vantage				1 Roberto Rayneri			Porsche 911 GT3 Cup 2018					
PROAM			PROsport Racing				AM			2					
2 Nico Verdonck										GDL Racing					
Lap	D	Time	Sector 1	Sector 2	Sector 3	T. Spd	Elapsed	Lap	D	Time	Sector 1	Sector 2	Sector 3	T. Spd	Elapsed
1	1	18:44:36.436	18:42:44.332	46.655	1:05.449	116.3	18:44:36.436	1	1	18:43:37.870	18:41:39.903	49.240	1:08.727	93.9	18:43:37.870
2	1	2:32.583	41.757	46.534	1:04.292	234.2	18:47:09.019	2	1	2:27.310	42.330	45.278	59.702	200.0	18:46:05.180
3	1	2:19.021	38.777	41.682	58.562	231.2	18:49:28.040	3	1	2:18.539	37.433	41.942	59.164	227.8	18:48:23.719
4	1	2:13.669	36.701	40.410	56.558	234.2	18:51:41.709	4	1	2:16.372	37.300	41.187	57.885	227.3	18:50:40.091
5	1	2:12.670	36.099	39.840	56.731	234.7	18:53:54.379	5	1	2:15.134	37.255	40.704	57.175	229.2	18:52:55.225
6	1	2:13.008	36.365	39.786	56.857	235.8	18:56:07.387	6	1	2:17.168	37.172	41.693	58.303	229.2	18:55:12.393
7	1	2:18.189	37.260	41.228	59.701	236.3	18:58:25.576	7	1	2:16.691	37.323	41.311	58.057	228.8	18:57:29.084
8	1	2:20.115 P	36.428	39.664	1:04.023	233.7	19:00:45.691	8	1	2:16.380	37.455	40.968	57.957	230.7	18:59:45.464
								9	1	2:16.600	37.327	40.880	58.393	229.2	19:02:02.064
								10	1	2:37.846 P	42.483	44.034	1:11.329	213.0	19:04:39.910





Paul Ricard
GT Cup Open Europe
Qualifying - 1 Driver - 1
Lap Analysis



67 1 Mario Cordoni Porsche 911 GT3 Cup 2018
 AM 2 GDL Racing

Lap	D	Time	Sector 1	Sector 2	Sector 3	T. Spd	Elapsed
1		18:46:45.492	18:44:56.684	47.730	1:01.078	108.8	18:46:45.492
2		2:16.732	37.749	41.295	57.688	228.8	18:49:02.224
3		2:13.488	36.501	40.342	56.645	230.7	18:51:15.712
4		2:12.774	36.316	40.155	56.303	231.2	18:53:28.486
5		2:13.336	36.408	40.365	56.563	231.2	18:55:41.822
6		2:13.024	36.641	40.164	56.219	232.2	18:57:54.846
7		2:12.746	36.400	39.900	56.446	231.7	19:00:07.592
8		2:23.535 P	37.449	39.975	1:06.111	232.2	19:02:31.127

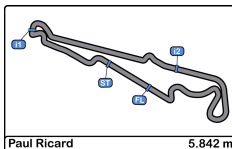
77 1 Robert Hefler Aston Martin Vantage
 PROAM 2 Philippe Valenza Team Virage

Lap	D	Time	Sector 1	Sector 2	Sector 3	T. Spd	Elapsed
1	1	18:42:48.069	18:41:07.275	43.222	57.572	122.3	18:42:48.069
2	1	2:11.125	36.045	39.255	55.825	238.9	18:44:59.194
3	1	2:10.970	35.896	39.359	55.715	238.9	18:47:10.164
4	1	2:30.549	40.730	53.527	56.292	241.6	18:49:40.713
5	1	2:11.928	35.586	39.194	57.148	241.0	18:51:52.641
6	1	2:10.631	35.836	39.071	55.724	240.0	18:54:03.272
7	1	2:20.436	36.121	45.207	59.108	240.0	18:56:23.708
8	1	2:10.995	35.836	39.256	55.903	239.4	18:58:34.703
9	1	2:11.175	35.745	39.039	56.391	240.5	19:00:45.878
10	1	2:26.047 P	41.749	40.064	1:04.234	164.3	19:03:11.925

99 1 Antonio Coimbra Mercedes AMG GT4 HP 2019
 AM 2 Luis Silva Sports and You

Lap	D	Time	Sector 1	Sector 2	Sector 3	T. Spd	Elapsed
1	1	18:42:41.458	18:40:57.598	44.685	59.175	127.0	18:42:41.458
2	1	2:11.857	36.437	39.620	55.800	239.4	18:44:53.315
3	1	2:12.491	35.789	39.074	57.628	240.5	18:47:05.806
4	1	2:10.617	35.621	39.060	55.936	241.0	18:49:16.423
5	1	2:10.280	35.720	39.132	55.428	241.0	18:51:26.703
6	1	2:24.262	39.234	45.488	59.540	241.6	18:53:50.965
7	1	2:11.592	36.069	38.952	56.571	240.0	18:56:02.557
8	1	2:10.233	35.531	38.941	55.761	241.6	18:58:12.790
9	1	2:10.218	35.332	38.913	55.973	242.6	19:00:23.008
10	1		38.586	46.565		242.1	



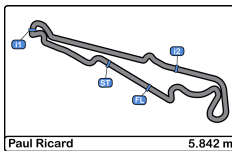


Paul Ricard
GT Cup Open Europe
Qualifying - 1 Driver - 1
Best Sectors Results



Sector - 1				Sector - 2				Sector - 3				Ideal Lap vs Best Lap				
Clas	Nº	Driver	Time	Nº	Driver	Time	Nº	Driver	Time	Clas	Nº	Driver	Ideal Lap	Best Lap	Clas	
1	15	Rafael Villanueva	35.247	99	Antonio Coimbra	38.913	51	Aldo Festante	55.131	1	99	Antonio Coimbra	2:09.673	2:10.218	4	
2	51	Aldo Festante	35.327	15	Rafael Villanueva	38.983	22	Niki Leutwiler	55.282	2	10	Manel Cerqueda	2:09.725	2:09.755	1	
3	99	Antonio Coimbra	35.332	77	Robert Hefler	39.039	10	Manel Cerqueda	55.314	3	15	Rafael Villanueva	2:09.922	2:09.973	2	
4	10	Manel Cerqueda	35.369	10	Manel Cerqueda	39.042	99	Antonio Coimbra	55.428	4	51	Aldo Festante	2:09.942	2:10.001	3	
5	77	Robert Hefler	35.586	22	Niki Leutwiler	39.358	13	Jaume Font	55.520	5	77	Robert Hefler	2:10.340	2:10.631	6	
6	13	Jaume Font	35.653	51	Aldo Festante	39.484	15	Rafael Villanueva	55.692	6	22	Niki Leutwiler	2:10.453	2:10.498	5	
7	22	Niki Leutwiler	35.813	13	Jaume Font	39.575	77	Robert Hefler	55.715	7	13	Jaume Font	2:10.748	2:10.917	7	
8	19	Rodrigue Gillion	36.099	19	Rodrigue Gillion	39.664	67	Mario Cordoni	56.219	8	19	Rodrigue Gillion	2:12.321	2:12.670	9	
9	67	Mario Cordoni	36.316	26	Albert Estragues	39.688	26	Albert Estragues	56.513	9	67	Mario Cordoni	2:12.435	2:12.746	10	
10	26	Albert Estragues	36.412	67	Mario Cordoni	39.900	19	Rodrigue Gillion	56.558	10	26	Albert Estragues	2:12.613	2:12.617	8	
11	66	Roberto Rayneri	37.172	66	Roberto Rayneri	40.704	66	Roberto Rayneri	57.175	11	66	Roberto Rayneri	2:15.051	2:15.134	11	



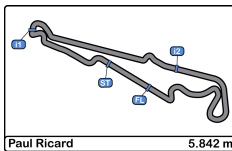


Paul Ricard
GT Cup Open Europe
Qualifying - 1 Driver - 1
Best 5 Lap Times



Cl	N°	Entrant/Team	Nat	Driver 1	Nat	Status	Driver 2	Nat	Status	Vehicle	Cat	Cl	Best 1		Best 2		Best 3		Best 4		Best 5	
													Time	Lap	Time	Lap	Time	Lap	Time	Lap	Time	Lap
1	10	Baporo Motorsport	ESP	Daniel Diaz-Varela	ESP		Manel Cerqueda	AND		Audi R8 LMS	AM	1	2:09.755	6	2:10.264	5	2:10.656	4	2:13.244	3	2:24.481	2
2	15	NM Racing Team	ESP	Alberto de Martin	ESP		Rafael Villanueva	ESP		Mercedes AMG GT4 HP 2019	PROAM	1	2:09.973	8	2:10.304	6	2:10.461	5	2:10.760	4	2:10.951	3
3	51	Ombra Racing	ITA	Aldo Festante	ITA					Porsche 911 GT3 Cup 2018	PROAM	2	2:10.001	5	2:10.100	8	2:10.396	7	2:11.100	6	2:13.218	4
4	99	Sports and You	PRT	Antonio Coimbra	PRT		Luis Silva	PRT		Mercedes AMG GT4 HP 2019	AM	2	2:10.218	9	2:10.233	8	2:10.280	5	2:10.617	4	2:11.592	7
5	22	PZ Oberer Zürichsee by TFT	CHE	Niki Leutwiler	CHE		Bas Schouten	NLD		Porsche 911 Cup MY 2018	PROAM	3	2:10.498	7	2:10.608	8	2:10.862	6	2:11.246	5	2:12.452	4
6	77	Team Virage	HUN	Robert Hefler	HUN		Philippe Valenza	ESP		Aston Martin Vantage	PROAM	4	2:10.631	6	2:10.970	3	2:10.995	8	2:11.125	2	2:11.175	9
7	13	Baporo Motorsport	ESP	Jaume Font	ESP					Porsche 991 Cup MY 2018	AM	3	2:10.917	5	2:11.083	7	2:11.181	4	2:11.994	3	2:15.782	2
8	26	NM Racing Team	ESP	Albert Estragues	ESP					Transam Euro 2018	AM	4	2:12.617	7	2:13.219	6	2:16.487	3	2:20.332	2	2:29.627	4
9	19	PROsport Racing	BEL	Rodrique Gillion	BEL		Nico Verdonck	BEL		Aston Martin Vantage	PROAM	5	2:12.670	5	2:13.008	6	2:13.669	4	2:18.189	7	2:19.021	3
10	67	GDL Racing	ITA	Mario Cordoni	ITA					Porsche 911 GT3 Cup 2018	AM	5	2:12.746	7	2:12.774	4	2:13.024	6	2:13.336	5	2:13.488	3
11	66	GDL Racing	ITA	Roberto Rayneri	ITA					Porsche 911 GT3 Cup 2018	AM	6	2:15.134	5	2:16.372	4	2:16.380	8	2:16.600	9	2:16.691	7



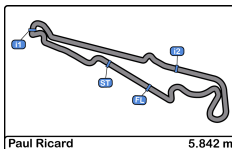


Paul Ricard
GT Cup Open Europe
Qualifying - 1 Driver - 1
Best 5 Top Speeds



Cl	N°	Entrant/Team	Nat	Driver 1	Nat	Driver 2	Nat	Vehicle	Cat	Cl	Top 1		Top 2		Top 3		Top 4		Top 5		Avg
											Km/h	Lap	Km/h	Lap	Km/h	Lap	Km/h	Lap	Km/h	Lap	
1	99	Sports and You		Antonio Coimbra		Luis Silva		Mercedes AMG GT4 HP 2019	AM	1	242.6	9	242.1	10	241.6	6	241.6	8	241.0	4	241.8
2	15	NM Racing Team		Alberto de Martin		Rafael Villanueva		Mercedes AMG GT4 HP 2019	PROAM	1	241.6	8	241.0	3	240.0	5	240.0	6	240.0	7	240.5
3	77	Team Virage		Robert Hefler		Philippe Valenza		Aston Martin Vantage	PROAM	2	241.6	4	241.0	5	240.5	9	240.0	6	240.0	7	240.6
4	10	Baporo Motorsport		Daniel Díaz-Varela		Manel Cerqueda		Audi R8 LMS	AM	2	238.9	5	238.4	4	238.4	6	237.3	8	236.8	3	237.9
5	26	NM Racing Team		Albert Estragues				Transam Euro 2018	AM	3	236.8	6	236.8	7	229.7	3	218.6	4	200.0	2	224.4
6	19	PROsport Racing		Rodrique Gillion		Nico Verdonck		Aston Martin Vantage	PROAM	3	236.3	7	235.8	6	234.7	5	234.2	2	234.2	4	235.0
7	22	PZ Oberer Zürichsee by TFT		Niki Leutwiler		Bas Schouten		Porsche 911 Cup MY 2018	PROAM	4	233.2	5	233.2	7	232.7	6	232.7	8	231.7	4	232.7
8	67	GDL Racing		Mario Cordoni				Porsche 911 GT3 Cup 2018	AM	4	232.2	6	232.2	8	231.7	7	231.2	4	231.2	5	231.7
9	51	Ombra Racing		Aldo Festante				Porsche 911 GT3 Cup 2018	PROAM	5	231.2	8	230.7	6	230.7	7	230.2	2	230.2	4	230.6
10	13	Baporo Motorsport		Jaume Font				Porsche 991 Cup MY 2018	AM	5	230.7	4	230.7	8	230.2	3	230.2	5	230.2	7	230.4
11	66	GDL Racing		Roberto Rayneri				Porsche 911 GT3 Cup 2018	AM	6	230.7	8	229.2	5	229.2	6	229.2	9	228.8	7	229.4



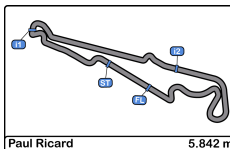


Paul Ricard
GT Cup Open Europe
Qualifying - 1 Driver - 1
Fastest Laps Sequence



Lap	Time of Day	Session Time	Nº	Entrant/Team	Nat	Driver 1	Nat	Driver 2	Nat	Vehicle	Cat	Time	Km/h
2	18:44:53.315	4:53.315	99	Sports and You		<u>Antonio Coimbra</u>		Luis Silva		Mercedes AMG GT4 HP 2019	AM	2:11.857	158.9
2	18:44:59.194	4:59.194	77	Team Virage		<u>Robert Hefler</u>		Philippe Valenza		Aston Martin Vantage	PROAM	2:11.125	159.8
3	18:47:10.164	7:10.164	77	Team Virage		<u>Robert Hefler</u>		Philippe Valenza		Aston Martin Vantage	PROAM	2:10.970	160.0
3	18:48:33.905	8:33.905	15	NM Racing Team		Alberto de Martin		<u>Rafael Villanueva</u>		Mercedes AMG GT4 HP 2019	PROAM	2:10.951	160.0
4	18:49:16.423	9:16.423	99	Sports and You		<u>Antonio Coimbra</u>		Luis Silva		Mercedes AMG GT4 HP 2019	AM	2:10.617	160.4
5	18:51:26.703	11:26.703	99	Sports and You		<u>Antonio Coimbra</u>		Luis Silva		Mercedes AMG GT4 HP 2019	AM	2:10.280	160.8
5	18:53:29.934	13:29.934	10	Baporo Motorsport		Daniel Díaz-Varela		<u>Manel Cerqueda</u>		Audi R8 LMS	AM	2:10.264	160.8
5	18:54:33.021	14:33.021	51	Ombra Racing		Aldo Festante				Porsche 911 GT3 Cup 2018	PROAM	2:10.001	161.2
6	18:55:39.689	15:39.689	10	Baporo Motorsport		Daniel Díaz-Varela		<u>Manel Cerqueda</u>		Audi R8 LMS	AM	2:09.755	161.5



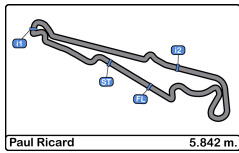


Paul Ricard
GT Cup Open Europe
Qualifying - 1 Driver - 1
Event Best Maximum Speed



Nº	Entrant/Team	Nat	Driver 1	Nat	Driver 2	Nat	Vehicle	Cat	Km/h	Session
15	NM Racing Team	ESP	Alberto de Martin	ESP	Rafael Villanueva	ESP	Mercedes AMG GT4 HP 2019	PROAM	244.3	Free Practice - 2
99	Sports and You	PRT	Antonio Coimbra	PRT	Luis Silva	PRT	Mercedes AMG GT4 HP 2019	AM	244.3	Free Practice - 3
77	Team Virage	POL	Robert Hefler	HUN	Philippe Valenza	ESP	Aston Martin Vantage	PROAM	242.6	Free Practice - 2
10	Baporo Motorsport	ESP	Daniel Díaz-Varela	ESP	Manel Cerqueda	AND	Audi R8 LMS	AM	240.0	Free Practice - 2
26	NM Racing Team	ESP	Albert Estragues	ESP			Transam Euro 2018	AM	239.4	Free Practice - 2
19	PROsport Racing	DEU	Rodrigue Gillion	BEL	Nico Verdonck	BEL	Aston Martin Vantage	PROAM	237.8	Free Practice - 3
22	PZ Oberer Zürichsee by TFT	CHE	Niki Leutwiler	CHE	Bas Schouten	NLD	Porsche 911 Cup MY 2018	PROAM	235.8	Free Practice - 2
51	Ombra Racing	ITA	Aldo Festante	ITA			Porsche 911 GT3 Cup 2018	PROAM	234.7	Free Practice - 2
13	Baporo Motorsport	ESP	Jaume Font	ESP			Porsche 991 Cup MY 2018	AM	234.7	Free Practice - 2
67	GDL Racing	SMR	Mario Cordoni	ITA			Porsche 911 GT3 Cup 2018	AM	234.2	Free Practice - 2
66	GDL Racing	SMR	Roberto Rayneri	ITA			Porsche 911 GT3 Cup 2018	AM	230.7	Qualifying - 1 Driver - 1





Paul Ricard
GT Cup Open Europe
Qualifying - 1 Driver - 1
Pit Stop Analysis



22

Niki Leutwiler PROAM PZ Oberer Zürichsee by TFT
 Bas Schouten Porsche 911 Cup MY 2018

Nr.	In Day Time	In Time	Out Time	Pit Time	T. Pit Time	Handicap	Penalty
1	18:45:34.075	18:45:34.075	18:47:56.559	2:22.484	2:22.484		

26

Albert Estragues AM NM Racing Team
 Transam Euro 2018

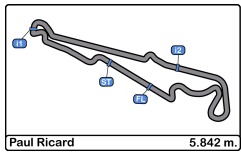
Nr.	In Day Time	In Time	Out Time	Pit Time	T. Pit Time	Handicap	Penalty
1	18:50:24.803	18:50:24.803	18:55:29.443	5:04.640	5:04.640		

51

Aldo Festante PROAM Ombra Racing
 Porsche 911 GT3 Cup 2018

Nr.	In Day Time	In Time	Out Time	Pit Time	T. Pit Time	Handicap	Penalty
1	18:45:59.659	18:45:59.659	18:47:54.207	1:54.548	1:54.548		

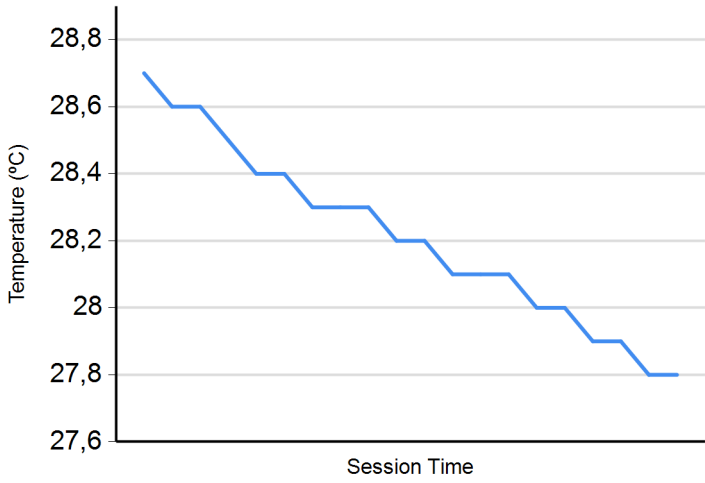




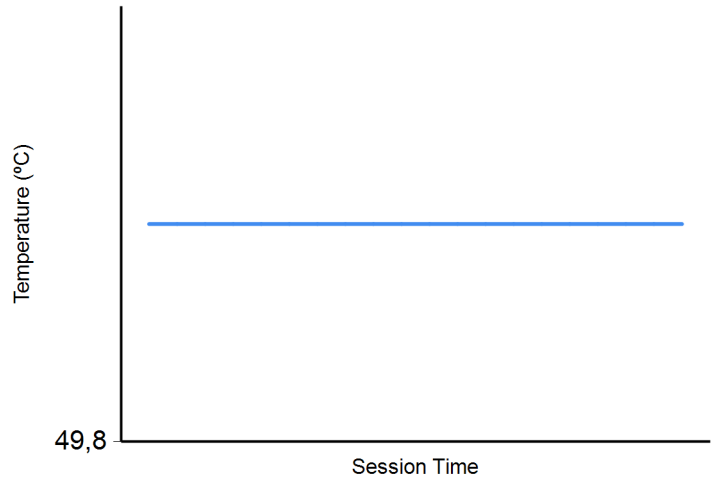
Paul Ricard
GT Cup Open Europe
Qualifying - 1 Driver - 1
Weather Report



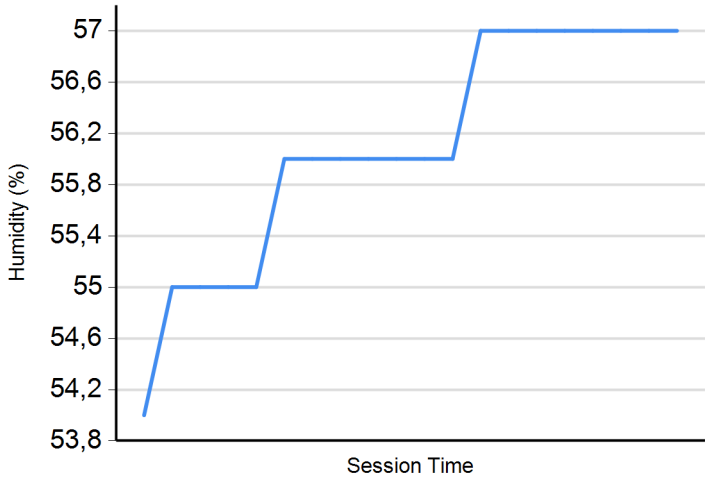
Air Temperature



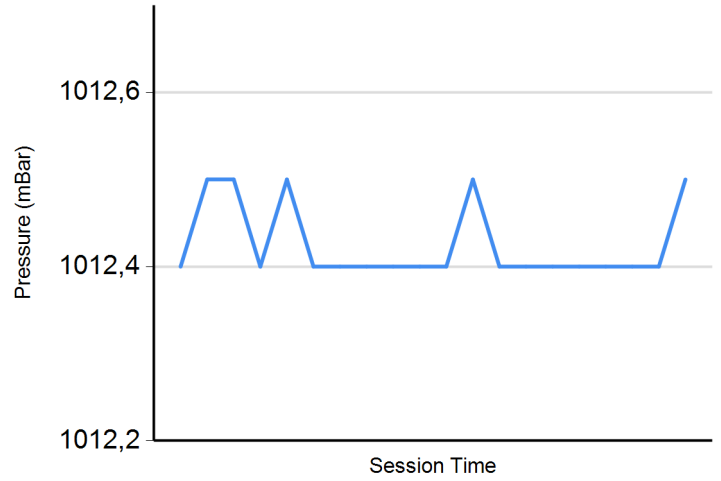
Track Temperature



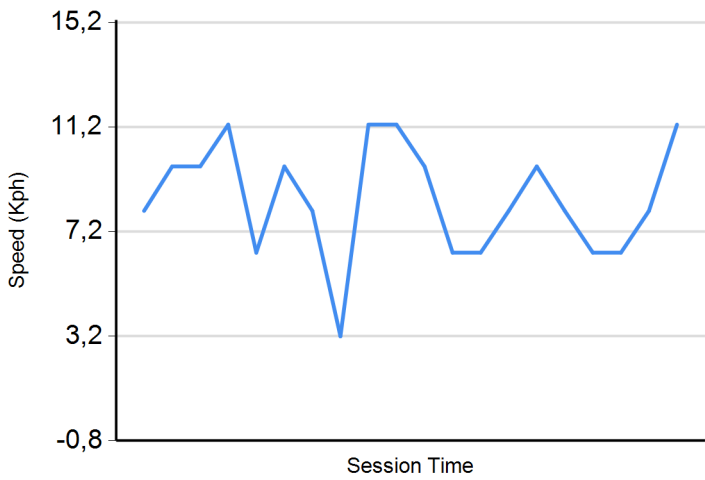
Humidity



Pressure



Wind Speed



Wind direction

North = 0°/360° Est = 90° South = 180° West = 270°

