

Paul Ricard
GT Cup Open Europe
Free Practice - 3
Provisional Results



Cls	Nº	Entrant/Team	Nat	Driver 1	Nat	Driver 2	Nat	Vehicle	Cat	Cls	Laps	Best	Time	Gap	Interval	Km/h
1	51	Ombra Racing	ITA	Aldo Festante	ITA			Porsche 911 GT3 Cup 2018	PROAM	1	20	18	2:10.427			160.6
2	19	PROsport Racing	DEU	Rodrigue Gillion	BEL	Nico Verdonck	BEL	Aston Martin Vantage	PROAM	2	21	3	2:10.938	0.511	0.511	160.0
3	99	Sports and You	PRT	Antonio Coimbra	PRT	Luis Silva	PRT	Mercedes AMG GT4 HP 2019	AM	1	17	17	2:11.452	1.025	0.514	159.4
4	22	PZ Oberer Zürichsee by TFT	CHE	Niki Leutwiler	CHE	Bas Schouten	NLD	Porsche 911 Cup MY 2018	PROAM	3	23	4	2:11.515	1.088	0.063	159.3
5	15	NM Racing Team	ESP	Alberto de Martin	ESP	Rafael Villanueva	ESP	Mercedes AMG GT4 HP 2019	PROAM	4	19	14	2:11.705	1.278	0.190	159.1
6	77	Team Virage	POL	Robert Hefler	HUN	Philippe Valenza	ESP	Aston Martin Vantage	PROAM	5	18	10	2:12.172	1.745	0.467	158.5
7	10	Baporo Motorsport	ESP	Daniel Díaz-Varela	ESP	Manel Cerqueda	AND	Audi R8 LMS	AM	2	15	7	2:12.492	2.065	0.320	158.1
8	13	Baporo Motorsport	ESP	Jaume Font	ESP			Porsche 991 Cup MY 2018	AM	3	20	4	2:12.838	2.411	0.346	157.7
9	67	GDL Racing	UNK	Mario Cordoni	ITA			Porsche 911 GT3 Cup 2018	AM	4	16	13	2:13.456	3.029	0.618	157.0
10	66	GDL Racing	UNK	Roberto Rayneri	ITA			Porsche 911 GT3 Cup 2018	AM	5	14	11	2:14.366	3.939	0.910	155.9
11	26	NM Racing Team	ESP	Albert Estragues	ESP			Transam Euro 2018	AM	6	3	2	4:10.361	1:59.934	1:55.995	83.7

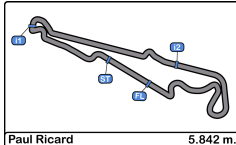
CAR 10 TIME 2:15.156 DELETED TRACK LIMITS AT T 7

Published at:.....

Track Temp: 50.0 °C Air Temp: 31.1 °C Humidity: 40 % Track Status: DRY

Stewards:	Race Director:	Timekeeper: 
-----------	----------------	---





Paul Ricard
GT Cup Open Europe
Free Practice - 3
Provisional Results by Class



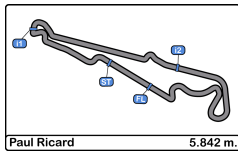
Cls	Nº	Entrant/Team	Nat	Driver 1	Nat	Driver 2	Nat	Vehicle	Cat	Cls	Laps	Best	Time	Gap	Interval	Km/h
PROAM																
1	51	Ombra Racing	ITA	Aldo Festante	ITA			Porsche 911 GT3 Cup 2018	PROAM	1	20	18	2:10.427			160.6
2	19	PROsport Racing	DEU	Rodrigue Gillion	BEL	Nico Verdonck	BEL	Aston Martin Vantage	PROAM	2	21	3	2:10.938	0.511	0.511	160.0
3	22	PZ Oberer Zürichsee by TFT	CHE	Niki Leutwiler	CHE	Bas Schouten	NLD	Porsche 911 Cup MY 2018	PROAM	3	23	4	2:11.515	1.088	0.577	159.3
4	15	NM Racing Team	ESP	Alberto de Martin	ESP	Rafael Villanueva	ESP	Mercedes AMG GT4 HP 2019	PROAM	4	19	14	2:11.705	1.278	0.190	159.1
5	77	Team Virage	HUN	Robert Hefler	HUN	Philippe Valenza	ESP	Aston Martin Vantage	PROAM	5	18	10	2:12.172	1.745	0.467	158.5
AM																
1	99	Sports and You	PRT	Antonio Coimbra	PRT	Luis Silva	PRT	Mercedes AMG GT4 HP 2019	AM	1	17	17	2:11.452			159.4
2	10	Baporo Motorsport	ESP	Daniel Díaz-Varela	ESP	Manel Cerqueda	AND	Audi R8 LMS	AM	2	15	7	2:12.492	1.040	1.040	158.1
3	13	Baporo Motorsport	ESP	Jaume Font	ESP			Porsche 991 Cup MY 2018	AM	3	20	4	2:12.838	1.386	0.346	157.7
4	67	GDL Racing	SMR	Mario Cordoni	ITA			Porsche 911 GT3 Cup 2018	AM	4	16	13	2:13.456	2.004	0.618	157.0
5	66	GDL Racing	SMR	Roberto Rayneri	ITA			Porsche 911 GT3 Cup 2018	AM	5	14	11	2:14.366	2.914	0.910	155.9
6	26	NM Racing Team	ESP	Albert Estragues	ESP			Transam Euro 2018	AM	6	3	2	4:10.361	1:58.909	1:55.995	83.7

Published at:.....

Track Temp: 50.0 °C Air Temp: 31.1 °C Humidity: 40 % Track Status: DRY

Stewards:	Race Director:	Timekeeper: 
------------------	-----------------------	--





Paul Ricard
GT Cup Open Europe
Free Practice - 3
Lap Analysis



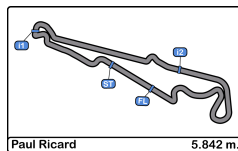
10	1 Daniel Díaz-Varela Audi R8 LMS	15	1 Alberto de Martin Mercedes AMG GT4 HP 2019
AM	2 Manel Cerqueda Baporo Motorsport	PROAM	2 Rafael Villanueva NM Racing Team

Lap	D	Time	Sector 1	Sector 2	Sector 3	T. Spd	Elapsed	Lap	D	Time	Sector 1	Sector 2	Sector 3	T. Spd	Elapsed
1		15:04:25.768 P	15:01:37.885	51.749	1:56.134	133.0	15:04:25.768	1		15:03:55.046 P	15:01:37.235	54.831	1:22.980	58.9	15:03:55.046
2		2:37.075	55.199	42.517	59.359	133.1	15:07:02.843	2		2:31.587	52.871	41.350	57.366	139.7	15:06:26.633
3		2:15.456	36.674	40.325	58.157	235.2	15:09:17.999	3		2:14.377	36.690	40.172	57.515	240.0	15:08:41.010
4		2:12.791	36.437	39.647	56.707	238.4	15:11:30.790	4		2:13.679	36.789	39.919	56.971	239.4	15:10:54.689
5		2:12.506	36.059	39.868	56.579	237.3	15:13:43.296	5		2:14.035	36.668	40.012	57.355	240.5	15:13:08.724
6		2:14.814	36.146	39.708	58.960	236.3	15:15:58.110	6		2:15.369	37.071	40.047	58.251	236.3	15:15:24.093
7		2:12.492	36.311	39.585	56.596	236.8	15:18:10.602	7		2:28.607	40.805	47.417	1:00.385	240.5	15:17:52.700
8		2:12.526	36.076	39.761	56.689	235.8	15:20:23.128	8		2:14.353	36.547	40.896	56.910	240.0	15:20:07.053
9		5:58.060 P	36.338	40.733	4:40.989	236.3	15:26:21.188	9		2:31.372 P	42.528	44.126	1:04.718	222.6	15:22:38.425
10		2:35.738	56.884	40.875	57.979	126.7	15:28:56.926	10		4:29.449	2:51.962	40.188	57.299	113.3	15:27:07.874
11		2:14.142	36.758	40.026	57.358	234.2	15:31:11.068	11		2:12.503	35.765	39.654	57.084	240.5	15:29:20.377
12		2:14.261	36.830	40.027	57.404	235.8	15:33:25.329	12		2:12.075	35.920	39.391	56.764	241.0	15:31:32.452
13		2:13.604	36.697	39.867	57.040	235.8	15:35:38.933	13		2:24.565	39.250	44.037	1:01.278	241.0	15:33:57.017
14		4:56.056 P	36.715	40.311	3:39.030	235.2	15:40:34.989	14		2:11.705	35.790	39.583	56.332	243.2	15:36:08.722
15		2:31.176	53.234	40.521	57.421	136.3	15:43:06.165	15		2:11.939	35.735	39.591	56.613	242.1	15:38:20.661
16			36.310	40.325		235.2		16		2:27.894 P	36.280	39.573	1:12.041	241.0	15:40:48.555

13	1 Jaume Font Porsche 991 Cup MY 2018	17	1 Rodrigue Gillon Aston Martin Vantage
AM	2 Baporo Motorsport	PROAM	2 Nico Verdonck PROsport Racing

Lap	D	Time	Sector 1	Sector 2	Sector 3	T. Spd	Elapsed	Lap	D	Time	Sector 1	Sector 2	Sector 3	T. Spd	Elapsed
1		15:03:51.912 P	15:01:35.887	54.511	1:21.514	45.3	15:03:51.912	1		15:02:09.138	15:00:27.174	41.720	1:00.244	134.4	15:02:09.138
2		2:30.595	53.537	40.492	56.566	138.1	15:06:22.507	2		2:12.611	36.261	39.596	56.754	237.3	15:04:21.749
3		2:13.372	36.545	40.230	56.597	229.7	15:08:35.879	3		2:10.938	35.874	39.240	55.824	235.8	15:06:32.687
4		2:12.838	36.389	40.002	56.447	230.7	15:10:48.717	4		2:19.069 P	35.614	40.026	1:03.429	237.8	15:08:51.756
5		2:13.178	36.284	40.264	56.630	230.2	15:13:01.895	5		4:22.834	2:43.482	40.904	58.448	132.5	15:13:14.590
6		2:14.196	36.675	40.627	56.894	230.2	15:15:16.091	6		2:15.465	37.055	40.601	57.809	234.7	15:15:30.055
7		3:24.166 P	37.275	40.645	2:06.246	230.2	15:18:40.257	7		2:14.508	36.393	40.845	57.270	236.8	15:17:44.563
8		2:30.655	54.164	40.304	56.187	136.1	15:21:10.912	8		2:17.692	36.956	42.177	58.559	234.7	15:20:02.255
9		2:13.670	36.519	40.805	56.346	229.7	15:23:24.582	9		2:22.137 P	37.351	40.767	1:04.019	235.2	15:22:24.392
10		2:14.093	36.269	40.233	57.591	231.2	15:25:38.675	10		3:27.796	1:45.066	42.807	59.923	133.9	15:25:52.188
11		2:17.111	37.451	41.457	58.203	218.6	15:27:55.786	11		2:15.732	37.017	40.914	57.801	235.2	15:28:07.920
12		2:13.415	36.351	40.298	56.766	231.7	15:30:09.201	12		2:15.757	36.756	40.852	58.149	235.2	15:30:23.677
13		2:13.397	36.413	40.282	56.702	231.2	15:32:22.598	13		2:14.105	36.514	40.323	57.268	236.3	15:32:37.782
14		2:13.286	36.413	40.405	56.468	232.2	15:34:35.884	14		2:17.391	37.817	41.006	58.568	236.3	15:34:55.173
15		2:13.271	36.484	40.415	56.372	230.7	15:36:49.155	15		2:23.781 P	37.255	41.255	1:05.271	235.2	15:37:18.954
16		2:13.919	37.390	40.345	56.184	231.2	15:39:03.074	16		3:25.141 P	1:40.571	40.856	1:03.714	115.0	15:40:44.095
17		2:13.924	36.781	40.266	56.877	231.7	15:41:16.998	17		3:31.693	1:48.074	41.930	1:01.689	125.8	15:44:15.788
18		4:00.031 P	36.536	40.368	2:43.127	231.7	15:45:17.029	18		2:17.998	38.051	40.809	59.138	235.2	15:46:33.786
19		2:33.509	53.277	40.208	1:00.024	135.8	15:47:50.538	19		2:16.011	36.911	40.527	58.573	235.8	15:48:49.797
20		2:14.217	36.394	40.341	57.482	230.2	15:50:04.755	20		2:14.726	36.750	40.343	57.633	235.2	15:51:04.523
21			41.734	41.034		187.5		21		2:23.163 P	37.036	41.621	1:04.506	236.8	15:53:27.686





Paul Ricard
GT Cup Open Europe
Free Practice - 3
Lap Analysis



22

1 Niki Leutwiler Porsche 911 Cup MY 2018
2 Bas Schouten PZ Oberer Zürichsee by TFT

66

1 Roberto Rayneri Porsche 911 GT3 Cup 2018
2 GDL Racing

Lap D	Time	Sector 1	Sector 2	Sector 3	T. Spd	Elapsed
1	15:02:16.535	15:00:29.756	45.854	1:00.925	86.5	15:02:16.535
2	2:15.262	37.518	40.746	56.998	231.7	15:04:31.797
3	2:12.256	36.316	39.953	55.987	231.7	15:06:44.053
4	2:11.515	35.829	39.803	55.883	233.7	15:08:55.568
5	2:12.380	36.374	40.059	55.947	234.7	15:11:07.948
6	2:11.866	36.107	39.895	55.864	234.2	15:13:19.814
7	2:12.224	36.135	40.130	55.959	234.2	15:15:32.038
8	2:13.112	35.879	40.855	56.378	234.2	15:17:45.150
9	2:13.378	36.522	40.609	56.247	233.7	15:19:58.528
10	2:12.384	36.236	40.026	56.122	233.2	15:22:10.912
11	2:12.381	35.888	40.397	56.096	234.2	15:24:23.293
12	2:12.834	36.207	40.221	56.406	233.7	15:26:36.127
13	2:19.401 P	36.316	40.128	1:02.957	233.2	15:28:55.528
14	3:29.710	1:52.307	40.074	57.329	128.7	15:32:25.238
15	2:14.326	37.075	40.245	57.006	233.7	15:34:39.564
16	2:14.431	36.899	40.160	57.372	234.2	15:36:53.995
17	2:12.934	36.571	40.162	56.201	233.2	15:39:06.929
18	2:13.540	36.648	39.922	56.970	234.2	15:41:20.469
19	2:13.551	36.460	40.170	56.921	234.2	15:43:34.020
20	2:12.852	36.352	39.887	56.613	233.7	15:45:46.872
21	2:12.898	36.411	39.817	56.670	233.7	15:47:59.770
22	2:13.159	37.005	39.818	56.336	233.7	15:50:12.929
23	2:23.713 P	36.315	39.942	1:07.456	234.2	15:52:36.642

26

1 Albert Estragues Transam Euro 2018
2 NM Racing Team

Lap D	Time	Sector 1	Sector 2	Sector 3	T. Spd	Elapsed
1	15:03:05.701 P	15:01:03.478	49.500	1:12.723	95.3	15:03:05.701
2	4:10.361 P	2:11.789	47.489	1:11.083	118.9	15:07:16.062
3	30:23.077 P	28:22.923	47.555	1:12.599	102.1	15:37:39.139

51

1 Aldo Festante Porsche 911 GT3 Cup 2018
2 Ombra Racing

Lap D	Time	Sector 1	Sector 2	Sector 3	T. Spd	Elapsed
1	15:02:06.409	15:00:26.048	41.853	58.508	121.3	15:02:06.409
2	2:25.684 P	37.064	40.063	1:08.557	229.2	15:04:32.093
3	2:32.296	53.386	41.980	56.930	137.7	15:07:04.389
4	2:11.637	36.008	39.686	55.943	232.7	15:09:16.026
5	2:12.063	36.028	40.003	56.032	232.2	15:11:28.089
6	2:11.657	35.826	40.027	55.804	232.7	15:13:39.746
7	2:32.054	38.688	50.025	1:03.341	220.8	15:16:11.800
8	2:11.550	35.800	39.859	55.891	231.7	15:18:23.350
9	2:11.631	36.061	39.909	55.661	232.2	15:20:34.981
10	2:23.650 P	35.967	38.716	1:08.967	232.7	15:22:58.631
11	5:56.292	4:17.579	41.241	57.472	105.5	15:28:54.923
12	2:10.984	35.528	39.907	55.549	231.7	15:31:05.907
13	2:28.107	44.801	44.270	59.036	233.2	15:33:34.014
14	2:11.452	35.732	39.870	55.850	232.7	15:35:45.466
15	2:29.433 P	35.828	42.284	1:11.321	233.2	15:38:14.899
16	4:53.551	3:09.045	42.599	1:01.907	109.5	15:43:08.450
17	2:17.786	37.359	41.308	59.119	232.2	15:45:26.236
18	2:10.427	35.347	39.450	55.630	232.2	15:47:36.663
19	2:24.506	39.014	50.199	55.293	209.3	15:50:01.169
20	2:29.655 P	39.370	42.566	1:07.719	232.7	15:52:30.824

67

1 Mario Cordoni Porsche 911 GT3 Cup 2018
2 GDL Racing

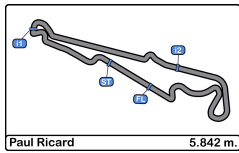
Lap D	Time	Sector 1	Sector 2	Sector 3	T. Spd	Elapsed
1	15:04:30.023 P	15:02:12.794	59.902	1:17.327	111.2	15:04:30.023
2	2:43.826	58.208	43.891	1:01.727	129.4	15:07:13.849
3	2:19.450	38.049	41.531	59.870	229.7	15:09:33.299
4	2:15.464	37.324	40.824	57.316	231.7	15:11:48.763
5	2:14.713	36.753	40.702	57.258	232.2	15:14:03.476
6	2:15.003	36.829	40.690	57.484	231.7	15:16:18.479
7	2:14.201	36.587	40.530	57.084	232.7	15:18:32.680
8	2:14.344	36.467	40.536	57.341	232.2	15:20:47.024
9	2:22.528 P	36.496	40.458	1:05.574	232.7	15:23:09.552
10	4:45.564	3:07.306	40.639	57.619	68.4	15:27:55.116
11	2:14.137	36.426	40.369	57.342	231.7	15:30:09.253
12	2:14.261	37.066	40.353	56.842	225.9	15:32:23.514
13	2:13.456	36.141	40.512	56.803	234.2	15:34:36.970
14	2:13.700	36.442	40.436	56.822	233.7	15:36:50.670
15	2:14.110	36.477	40.602	57.031	233.2	15:39:04.780
16	2:23.630 P	36.424	40.381	1:06.825	233.2	15:41:28.410

77

1 Robert Hefler Aston Martin Vantage
2 Philippe Valenza Team Virage

Lap D	Time	Sector 1	Sector 2	Sector 3	T. Spd	Elapsed
1	15:01:48.656	14:59:53.912	43.619	1:11.125	87.5	15:01:48.656
2	2:36.716	41.757	49.434	1:05.525	216.0	15:04:25.372
3	2:14.803	37.527	40.331	56.945	239.4	15:06:40.175
4	2:13.342	36.237	39.522	57.583	241.0	15:08:53.517
5	2:12.210	36.212	39.645	56.353	240.0	15:11:05.727
6	2:12.618	36.333	39.787	56.498	240.0	15:13:18.345
7	2:19.859 P	36.396	39.913	1:03.550	241.6	15:15:38.204
8	5:12.671	3:36.658	39.657	56.356	117.5	15:20:50.875
9	2:12.879	36.150	39.756	56.973	240.0	15:23:03.754
10	2:12.172	36.283	39.528	56.361	240.0	15:25:15.926
11	2:12.177	36.220	39.689	56.268	239.4	15:27:28.103
12	2:27.415 P	39.558	40.889	1:06.968	240.0	15:29:55.518
13	5:10.364	3:22.605	40.356	1:07.403	106.0	15:35:05.882
14	2:13.442	36.567	39.827	57.048	241.0	15:37:19.324
15	2:21.300	36.526	46.998	57.776	241.6	15:39:40.624
16	4:46.783 P	38.387	1:46.825	2:21.571	240.5	15:44:27.407
17	5:29.359	3:47.626	43.844	57.889	137.0	15:49:56.766
18	2:25.505 P	36.578	40.547	1:08.380	241.6	15:52:22.271





Paul Ricard
GT Cup Open Europe
Free Practice - 3
Lap Analysis

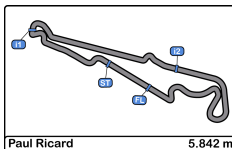


99 1 Antonio Coimbra Mercedes AMG GT4 HP 2019

AM 2 Luis Silva Sports and You

Lap	D	Time	Sector 1	Sector 2	Sector 3	T. Spd	Elapsed
1		15:01:40.309	14:59:44.083	49.507	1:06.719	82.2	15:01:40.309
2		2:34.614	38.646	47.887	1:08.081	240.5	15:04:14.923
3		2:21.874	39.447	41.256	1:01.171	237.3	15:06:36.797
4		2:17.751	37.149	40.482	1:00.120	242.1	15:08:54.548
5		2:18.857	37.216	43.426	58.215	243.7	15:11:13.405
6		2:15.446	36.880	40.554	58.012	242.6	15:13:28.851
7		2:13.690	36.686	39.725	57.279	242.1	15:15:42.541
8		2:14.729	37.331	40.029	57.369	242.1	15:17:57.270
9		2:13.835	36.759	40.151	56.925	241.6	15:20:11.105
10		2:24.107	38.651	45.953	59.503	243.2	15:22:35.212
11		2:12.661	36.452	39.597	56.612	243.2	15:24:47.873
12		4:31.079 P	38.319	41.866	3:10.894	243.2	15:29:18.952
13		2:34.420	54.866	41.711	57.843	138.6	15:31:53.372
14		2:12.769	36.130	40.230	56.409	243.2	15:34:06.141
15		2:11.751	35.780	39.662	56.309	243.7	15:36:17.892
16		2:12.008	36.221	39.501	56.286	243.7	15:38:29.900
17		2:11.452	35.909	39.539	56.004	243.2	15:40:41.352
18			36.010	39.667		244.3	



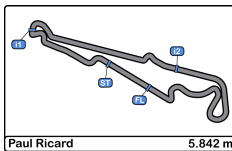


Paul Ricard
 GT Cup Open Europe
 Free Practice - 3
Best Sectors Results



Sector - 1				Sector - 2				Sector - 3				Ideal Lap vs Best Lap				
Clas	Nº	Driver	Time	Nº	Driver	Time	Nº	Driver	Time	Clas	Nº	Driver	Ideal Lap	Best Lap	Clas	
1	51	Aldo Festante	35.347	51	Aldo Festante	38.716	51	Aldo Festante	55.293	1	51	Aldo Festante	2:09.356	2:10.427	1	
2	19	Gillion - Verdonck	35.614	19	Gillion - Verdonck	39.240	19	Gillion - Verdonck	55.824	2	19	Gillion - Verdonck	2:10.678	2:10.938	2	
3	15	de Martin - Villanueva	35.735	15	de Martin - Villanueva	39.391	22	Leutwiler - Schouten	55.864	3	99	Coimbra - Silva	2:11.285	2:11.452	3	
4	99	Coimbra - Silva	35.780	99	Coimbra - Silva	39.501	99	Coimbra - Silva	56.004	4	15	de Martin - Villanueva	2:11.458	2:11.705	5	
5	22	Leutwiler - Schouten	35.829	77	Hefler - Valenza	39.522	13	Jaume Font	56.184	5	22	Leutwiler - Schouten	2:11.496	2:11.515	4	
6	10	Díaz-Varela - Cerqueda	36.059	10	Díaz-Varela - Cerqueda	39.585	77	Hefler - Valenza	56.268	6	77	Hefler - Valenza	2:11.940	2:12.172	6	
7	67	Mario Cordonì	36.141	22	Leutwiler - Schouten	39.803	15	de Martin - Villanueva	56.332	7	10	Díaz-Varela - Cerqueda	2:12.223	2:12.492	7	
8	77	Hefler - Valenza	36.150	13	Jaume Font	40.002	10	Díaz-Varela - Cerqueda	56.579	8	13	Jaume Font	2:12.455	2:12.838	8	
9	13	Jaume Font	36.269	67	Mario Cordonì	40.353	67	Mario Cordonì	56.803	9	67	Mario Cordonì	2:13.297	2:13.456	9	
10	26	Albert Estragues	2:11.789	26	Albert Estragues	47.489	26	Albert Estragues	1:11.083	10	26	Albert Estragues	4:10.361	4:10.361	11	
11	66	Roberto Rayneri	Transpon	66	Roberto Rayneri	Transpon	66	Roberto Rayneri	Transpon	11	66	Roberto Rayneri	Transpon	2:14.366	10	



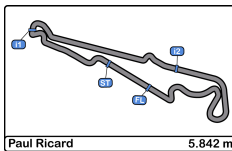


Paul Ricard
GT Cup Open Europe
Free Practice - 3
Best 5 Lap Times



Cl	N°	Entrant/Team	Nat	Driver 1	Nat	Status	Driver 2	Nat	Status	Vehicle	Cat	Cl	Best 1		Best 2		Best 3		Best 4		Best 5	
													Time	Lap	Time	Lap	Time	Lap	Time	Lap	Time	Lap
1	51	Ombra Racing	ITA	Aldo Festante	ITA					Porsche 911 GT3 Cup 2018	PROAM	1	2:10.427	18	2:10.984	12	2:11.452	14	2:11.550	8	2:11.631	9
2	19	PROsport Racing	BEL	Rodrigue Gillion	BEL		Nico Verdonck	BEL		Aston Martin Vantage	PROAM	2	2:10.938	3	2:12.611	2	2:14.105	13	2:14.508	7	2:14.726	20
3	99	Sports and You	PRT	Antonio Coimbra	PRT		Luis Silva	PRT		Mercedes AMG GT4 HP 2019	AM	1	2:11.452	17	2:11.751	15	2:12.008	16	2:12.661	11	2:12.769	14
4	22	PZ Oberer Zürichsee by TFT	CHE	Niki Leutwiler	CHE		Bas Schouten	NLD		Porsche 911 Cup MY 2018	PROAM	3	2:11.515	4	2:11.866	6	2:12.224	7	2:12.256	3	2:12.380	5
5	15	NM Racing Team	ESP	Alberto de Martin	ESP		Rafael Villanueva	ESP		Mercedes AMG GT4 HP 2019	PROAM	4	2:11.705	14	2:11.939	15	2:12.075	12	2:12.503	11	2:13.679	4
6	77	Team Virage	POL	Robert Hefler	HUN		Philippe Valenza	ESP		Aston Martin Vantage	PROAM	5	2:12.172	10	2:12.177	11	2:12.210	5	2:12.618	6	2:12.879	9
7	10	Baporo Motorsport	ESP	Daniel Díaz-Varela	ESP		Manel Cerqueda	AND		Audi R8 LMS	AM	2	2:12.492	7	2:12.506	5	2:12.526	8	2:12.791	4	2:13.604	13
8	13	Baporo Motorsport	ESP	Jaume Font	ESP					Porsche 991 Cup MY 2018	AM	3	2:12.838	4	2:13.178	5	2:13.271	15	2:13.286	14	2:13.372	3
9	67	GDL Racing	SMR	Mario Cordoni	ITA					Porsche 911 GT3 Cup 2018	AM	4	2:13.456	13	2:13.700	14	2:14.110	15	2:14.137	11	2:14.201	7
10	66	GDL Racing	SMR	Roberto Rayneri	ITA					Porsche 911 GT3 Cup 2018	AM	5	2:14.366	11	2:16.324	6	2:16.329	3	2:16.471	5	2:16.705	4
11	26	NM Racing Team	ESP	Albert Estragues	ESP					Transam Euro 2018	AM	6	4:10.361	2	30:23.07	3						



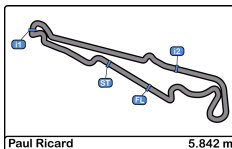


Paul Ricard
GT Cup Open Europe
Free Practice - 3
Best 5 Top Speeds



Cl	N°	Entrant/Team	Nat	Driver 1	Nat	Driver 2	Nat	Vehicle	Cat	Cl	Top 1		Top 2		Top 3		Top 4		Top 5		
											Km/h	Lap	Km/h	Lap	Km/h	Lap	Km/h	Lap	Km/h	Lap	Km/h
1	99	Sports and You	ESP	Antonio Coimbra	ESP	Luis Silva	ESP	Mercedes AMG GT4 HP 2019	AM	1	244.3	18	243.7	5	243.7	15	243.7	16	243.2	10	243.7
2	15	NM Racing Team	ESP	Alberto de Martin	ESP	Rafael Villanueva	ESP	Mercedes AMG GT4 HP 2019	PROAM	1	243.2	14	242.6	19	242.1	15	241.0	12	241.0	13	242.0
3	77	Team Virage	POL	Robert Hefler	HUN	Philippe Valenza	ESP	Aston Martin Vantage	PROAM	2	241.6	7	241.6	15	241.6	18	241.0	4	241.0	14	241.3
4	10	Baporo Motorsport	ESP	Daniel Díaz-Varela	ESP	Manel Cerqueda	AND	Audi R8 LMS	AM	2	238.4	4	237.3	5	236.8	7	236.3	6	236.3	9	237.0
5	19	PROsport Racing	DEU	Rodrigue Gillion	BEL	Nico Verdonck	BEL	Aston Martin Vantage	PROAM	3	237.8	4	237.3	2	236.8	7	236.8	21	236.3	13	237.0
6	22	PZ Oberer Zürichsee by TFT	CHE	Niki Leutwiler	CHE	Bas Schouten	NLD	Porsche 911 Cup MY 2018	PROAM	4	234.7	5	234.2	6	234.2	7	234.2	8	234.2	11	234.3
7	67	GDL Racing	SMR	Mario Cordoni	ITA			Porsche 911 GT3 Cup 2018	AM	3	234.2	13	233.7	14	233.2	15	233.2	16	232.7	7	233.4
8	51	Ombra Racing	ITA	Aldo Festante	ITA			Porsche 911 GT3 Cup 2018	PROAM	5	233.2	13	233.2	15	232.7	4	232.7	6	232.7	10	232.9
9	13	Baporo Motorsport	ESP	Jaume Font	ESP			Porsche 991 Cup MY 2018	AM	4	232.2	14	231.7	12	231.7	17	231.7	18	231.2	10	231.7
10	26	NM Racing Team	ESP	Albert Estragues	ESP			Transam Euro 2018	AM	5	118.9	2	102.1	3	95.3	1					105.4



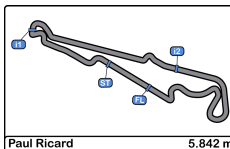


Paul Ricard
GT Cup Open Europe
Free Practice - 3
Fastest Laps Sequence



Lap	Time of Day	Session Time	Nº	Entrant/Team	Nat	Driver 1	Nat	Driver 2	Nat	Vehicle	Cat	Time	Km/h
2	15:04:14.923	9:14.923	99	Sports and You		Antonio Coimbra		Luis Silva		Mercedes AMG GT4 HP 2019	AM	2:34.614	135.5
2	15:04:21.749	9:21.749	19	PROsport Racing		Rodrigue Gillion		Nico Verdonck		Aston Martin Vantage	PROAM	2:12.611	158.0
3	15:06:32.687	11:32.687	19	PROsport Racing		Rodrigue Gillion		Nico Verdonck		Aston Martin Vantage	PROAM	2:10.938	160.0
18	15:47:36.663	52:36.663	51	Ombra Racing		Aldo Festante				Porsche 911 GT3 Cup 2018	PROAM	2:10.427	160.6



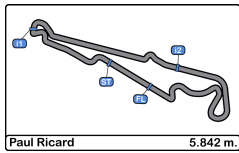


Paul Ricard
GT Cup Open Europe
Free Practice - 3
Event Best Maximum Speed



Nº	Entrant/Team	Nat	Driver 1	Nat	Driver 2	Nat	Vehicle	Cat	Km/h	Session
15	NM Racing Team	ESP	Alberto de Martin	ESP	Rafael Villanueva	ESP	Mercedes AMG GT4 HP 2019	PROAM	244.3	Free Practice - 2
99	Sports and You	PRT	Antonio Coimbra	PRT	Luis Silva	PRT	Mercedes AMG GT4 HP 2019	AM	244.3	Free Practice - 3
77	Team Virage	FOL	Robert Hefler	HUN	Philippe Valenza	ESP	Aston Martin Vantage	PROAM	242.6	Free Practice - 2
10	Baporo Motorsport	ESP	Daniel Díaz-Varela	ESP	Manel Cerqueda	AND	Audi R8 LMS	AM	240.0	Free Practice - 2
26	NM Racing Team	ESP	Albert Estragues	ESP			Transam Euro 2018	AM	239.4	Free Practice - 2
19	PROsport Racing	DEU	Rodrigue Gillion	BEL	Nico Verdonck	BEL	Aston Martin Vantage	PROAM	237.8	Free Practice - 3
22	PZ Oberer Zürichsee by TFT	CHE	Niki Leutwiler	CHE	Bas Schouten	NLD	Porsche 911 Cup MY 2018	PROAM	235.8	Free Practice - 2
51	Ombra Racing	ITA	Aldo Festante	ITA			Porsche 911 GT3 Cup 2018	PROAM	234.7	Free Practice - 2
13	Baporo Motorsport	ESP	Jaume Font	ESP			Porsche 991 Cup MY 2018	AM	234.7	Free Practice - 2
67	GDL Racing	SMR	Mario Cordoni	ITA			Porsche 911 GT3 Cup 2018	AM	234.2	Free Practice - 2





Paul Ricard
GT Cup Open Europe
Free Practice - 3
Pit Stop Analysis



10 Daniel Diaz-Varela AM Baporo Motorsport
 Manel Cerqueda Audi R8 LMS

Nr.	In Day Time	In Time	Out Time	Pit Time	T. Pit Time	Handicap	Penalty
1	15:03:40.741	15:03:40.741	15:04:42.471	1:01.730	1:01.730		
2	15:22:39.011	15:22:39.011	15:26:38.658	3:59.647	5:01.377		
3	15:37:50.272	15:37:50.272	15:40:51.873	3:01.601	8:02.978		

13 Jaume Font AM Baporo Motorsport
 Porsche 991 Cup MY 2018

Nr.	In Day Time	In Time	Out Time	Pit Time	T. Pit Time	Handicap	Penalty
1	15:03:43.051	15:03:43.051	15:04:09.058	26.007	26.007		
2	15:17:28.155	15:17:28.155	15:18:58.513	1:30.358	1:56.365		
3	15:43:30.614	15:43:30.614	15:45:34.117	2:03.503	3:59.868		

15 Alberto de Martin PROAM NM Racing Team
 Rafael Villanueva Mercedes AMG GT4 HP 2019

Nr.	In Day Time	In Time	Out Time	Pit Time	T. Pit Time	Handicap	Penalty
1	15:03:46.225	15:03:46.225	15:04:11.400	25.175	25.175		
2	15:22:29.120	15:22:29.120	15:24:52.741	2:23.621	2:48.796		
3	15:40:38.830	15:40:38.830	15:46:03.073	5:24.243	8:13.039		

19 Rodrigue Gillion PROAM PROsport Racing
 Nico Verdonck Aston Martin Vantage

Nr.	In Day Time	In Time	Out Time	Pit Time	T. Pit Time	Handicap	Penalty
1	15:08:43.338	15:08:43.338	15:10:57.813	2:14.475	2:14.475		
2	15:22:15.927	15:22:15.927	15:23:31.768	1:15.841	3:30.316		
3	15:37:10.496	15:37:10.496	15:38:20.455	1:09.959	4:40.275		
4	15:40:35.682	15:40:35.682	15:41:52.775	1:17.093	5:57.368		

22 Niki Leutwiler PROAM PZ Oberer Zürichsee by TFT
 Bas Schouten Porsche 911 Cup MY 2018

Nr.	In Day Time	In Time	Out Time	Pit Time	T. Pit Time	Handicap	Penalty
1	15:28:46.683	15:28:46.683	15:30:11.333	1:24.650	1:24.650		

26 Albert Estragues AM NM Racing Team
 Transam Euro 2018

Nr.	In Day Time	In Time	Out Time	Pit Time	T. Pit Time	Handicap	Penalty
1	15:02:56.638	15:02:56.638	15:04:33.421	1:36.783	1:36.783		
2	15:07:07.190	15:07:07.190	15:34:52.776	27:45.586	29:22.369		

51 Aldo Festante PROAM Ombra Racing
 Porsche 911 GT3 Cup 2018

Nr.	In Day Time	In Time	Out Time	Pit Time	T. Pit Time	Handicap	Penalty
1	15:04:21.784	15:04:21.784	15:04:50.541	28.757	28.757		
2	15:22:49.589	15:22:49.589	15:26:36.565	3:46.976	4:15.733		
3	15:38:05.681	15:38:05.681	15:40:43.581	2:37.900	6:53.633		

67 Mario Cordoni AM GDL Racing
 Porsche 911 GT3 Cup 2018

Nr.	In Day Time	In Time	Out Time	Pit Time	T. Pit Time	Handicap	Penalty
1	15:04:20.968	15:04:20.968	15:04:48.005	27.037	27.037		
2	15:23:00.641	15:23:00.641	15:25:34.958	2:34.317	3:01.354		

77 Robert Heffler PROAM Team Virage
 Philippe Valenza Aston Martin Vantage

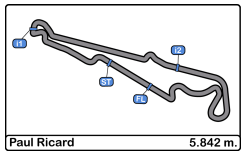
Nr.	In Day Time	In Time	Out Time	Pit Time	T. Pit Time	Handicap	Penalty
1	15:15:29.794	15:15:29.794	15:18:37.341	3:07.547	3:07.547		

2 15:29:47.096 15:29:47.096 15:32:39.509 2:52.413 5:59.960
 3 15:44:15.024 15:44:15.024 15:47:34.613 3:19.589 9:19.549

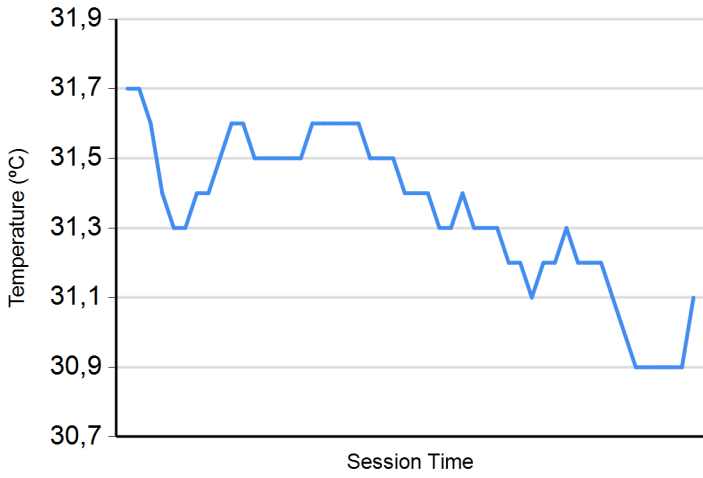
99 Antonio Coimbra AM Sports and You
 Luis Silva Mercedes AMG GT4 HP 2019

Nr.	In Day Time	In Time	Out Time	Pit Time	T. Pit Time	Handicap	Penalty
1	15:27:06.833	15:27:06.833	15:29:36.494	2:29.661	2:29.661		

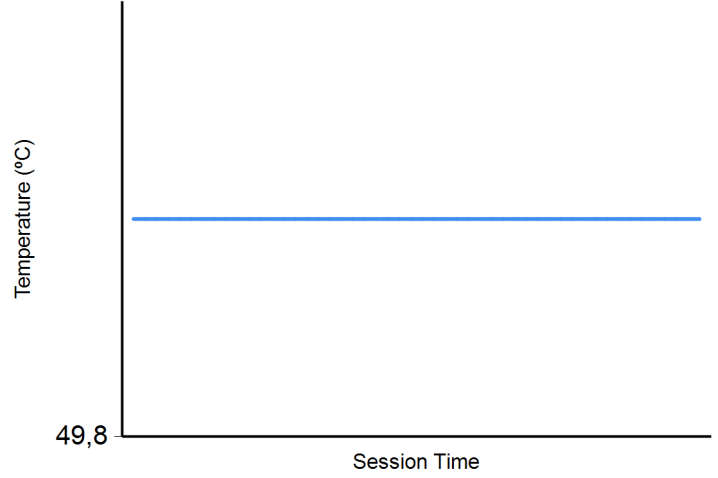




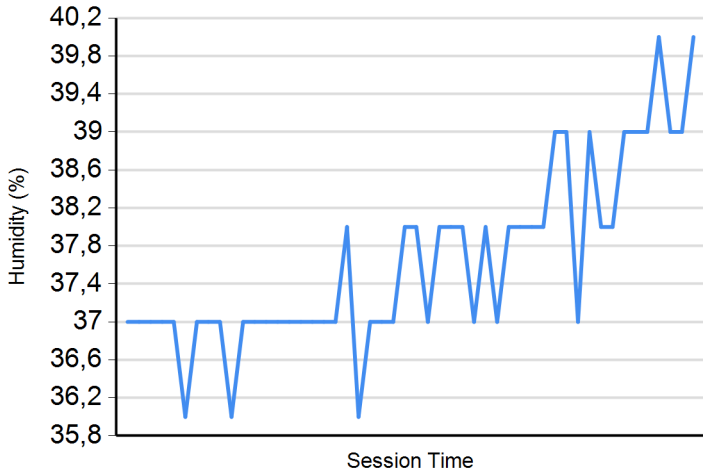
Air Temperature



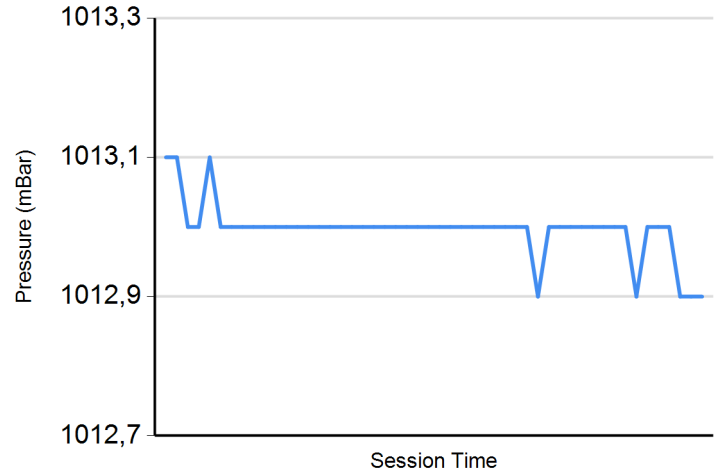
Track Temperature



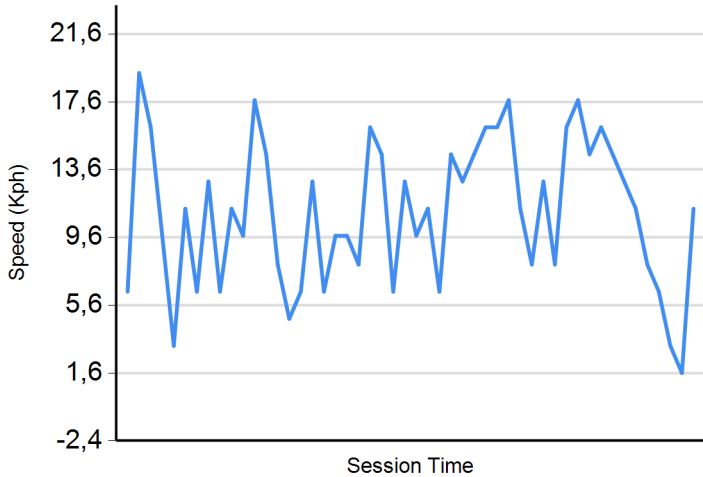
Humidity



Pressure

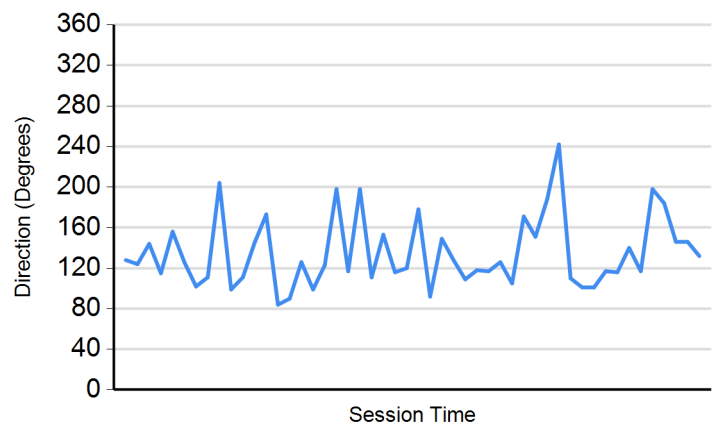


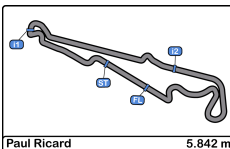
Wind Speed



Wind direction

North = 0°/360° Est = 90° South = 180° West = 270°






Paul Ricard
GT Cup Open Europe
Free Practice 1 - 2 - 3
Results



Cls	Nº	Entrant/Team	Nat	Driver 1	Nat	Driver 2	Nat	Vehicle	Cat	Cls	Laps	Free Practice - 1	Free Practice - 2	Free Practice - 3	Best	Gap	Interval	Km/h			
1	51	Ombra Racing	ITA	Aldo Festante	ITA			Porsche 911 GT3 Cup 2018	PROAM	1	38		2:10.600	15	2:10.427	18	2:10.427		160.6		
2	10	Baporo Motorsport	ESP	Daniel Diaz-Varela	ESP	Manel Cerqueda	AND	Audi R8 LMS	AM	1	46	2:11.910	14	2:10.682	13	2:12.492	7	2:10.682	0.255	0.255	160.3
3	15	NM Racing Team	ESP	Alberto de Martin	ESP	Rafael Villanueva	ESP	Mercedes AMG GT4 HP 2019	PROAM	2	56	2:13.028	14	2:10.866	8	2:11.705	14	2:10.866	0.439	0.184	160.1
4	19	PROsport Racing	DEU	Rodrigue Gillion	BEL	Nico Verdonck	BEL	Aston Martin Vantage	PROAM	3	53	2:18.016	14	2:12.898	4	2:10.938	3	2:10.938	0.511	0.072	160.0
5	77	Team Virage	POL	Robert Hefler	HUN	Philippe Valenza	ESP	Aston Martin Vantage	PROAM	4	38	3:08.382	4	2:11.354	8	2:12.172	10	2:11.354	0.927	0.416	159.5
6	99	Sports and You	PRT	Antonio Coimbra	PRT	Luis Silva	PRT	Mercedes AMG GT4 HP 2019	AM	2	51	2:15.212	4	2:12.020	9	2:11.452	17	2:11.452	1.025	0.098	159.4
7	22	PZ Oberer Zürichsee by TFT	CHE	Niki Leutwiler	CHE	Bas Schouten	NLD	Porsche 911 Cup MY 2018	PROAM	5	43			2:11.515	19	2:11.515	4	2:11.515	1.088	0.063	159.3
8	13	Baporo Motorsport	ESP	Jaume Font	ESP			Porsche 991 Cup MY 2018	AM	3	54	2:13.198	9	2:12.026	15	2:12.838	4	2:12.026	1.599	0.511	158.7
9	26	NM Racing Team	ESP	Albert Estragues	ESP			Transam Euro 2018	AM	4	28	2:13.480	10	2:13.257	8	4:10.361	2	2:13.257	2.830	1.231	157.2
10	67	GDL Racing	SMR	Mario Cordoni	ITA			Porsche 911 GT3 Cup 2018	AM	5	37		2:13.610	9	2:13.456	13	2:13.456	3.029	0.199	157.0	
11	66	GDL Racing	SMR	Roberto Rayneri	ITA			Porsche 911 GT3 Cup 2018	AM	6	31		2:15.571	15	2:14.366	11	2:14.366	3.939	0.910	155.9	

CAR 10 TIME 2:15.156 DELETED TRACK LIMITS AT T 7

Published at:.....

Stewards:	Race Director:	Timekeeper: 
------------------	-----------------------	--

