

**Paul Ricard**  
**GT Cup Open Europe**  
**Free Practice - 2**  
**Provisional Results**



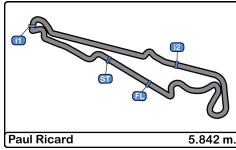
Cls	Nº	Entrant/Team	Nat	Driver 1	Nat	Driver 2	Nat	Vehicle	Cat	Cls	Laps	Best	Time	Gap	Interval	Km/h
1	51	Ombra Racing	ITA	Aldo Festante	ITA			Porsche 911 GT3 Cup 2018	PROAM	1	18	15	2:10.600			160.4
2	10	Baporo Motorsport	ESP	Daniel Díaz-Varela	ESP	Manel Cerqueda	AND	Audi R8 LMS	AM	1	17	13	2:10.682	0.082	0.082	160.3
3	15	NM Racing Team	ESP	Alberto de Martin	ESP	Rafael Villanueva	ESP	Mercedes AMG GT4 HP 2019	PROAM	2	21	8	2:10.866	0.266	0.184	160.1
4	77	Team Virage	POL	Robert Hefler	HUN	Philippe Valenza	ESP	Aston Martin Vantage	PROAM	3	14	8	2:11.354	0.754	0.488	159.5
5	22	PZ Oberer Zürichsee by TFT	CHE	Niki Leutwiler	CHE	Bas Schouten	NLD	Porsche 911 Cup MY 2018	PROAM	4	20	19	2:11.515	0.915	0.161	159.3
6	99	Sports and You	PRT	Antonio Coimbra	PRT	Luis Silva	PRT	Mercedes AMG GT4 HP 2019	AM	2	18	9	2:12.020	1.420	0.505	158.7
7	13	Baporo Motorsport	ESP	Jaume Font	ESP			Porsche 991 Cup MY 2018	AM	3	19	15	2:12.026	1.426	0.006	158.7
8	19	PROsport Racing	DEU	Rodrigue Gillion	BEL	Nico Verdonck	BEL	Aston Martin Vantage	PROAM	5	17	4	2:12.898	2.298	0.872	157.7
9	26	NM Racing Team	ESP	Albert Estragues	ESP			Transam Euro 2018	AM	4	10	8	2:13.257	2.657	0.359	157.2
10	67	GDL Racing	SMR	Mario Cordoni	ITA			Porsche 911 GT3 Cup 2018	AM	5	21	9	2:13.610	3.010	0.353	156.8
11	66	GDL Racing	SMR	Roberto Rayneri	ITA			Porsche 911 GT3 Cup 2018	AM	6	17	15	2:15.571	4.971	1.961	154.5

Published at:.....

Track Temp: 37.4 °C    Air Temp: 28.6 °C    Humidity: 34 %    Track Status: DRY

<b>Stewards:</b>	<b>Race Director:</b>	<b>Timekeeper:</b> 
------------------	-----------------------	--






**Paul Ricard**  
**GT Cup Open Europe**  
**Free Practice - 2**  
**Provisional Results by Class**



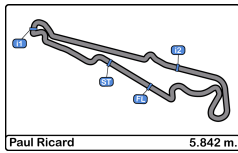
Cls	Nº	Entrant/Team	Nat	Driver 1	Nat	Driver 2	Nat	Vehicle	Cat	Cls	Laps	Best	Time	Gap	Interval	Km/h
<b>PROAM</b>																
1	51	Ombra Racing	ITA	Aldo Festante	ITA			Porsche 911 GT3 Cup 2018	PROAM	1	18	15	2:10.600			160.4
2	15	NM Racing Team	ESP	Alberto de Martin	ESP	Rafael Villanueva	ESP	Mercedes AMG GT4 HP 2019	PROAM	2	21	8	2:10.866	0.266	0.266	160.1
3	77	Team Virage	FRA	Robert Hefler	HUN	Philippe Valenza	ESP	Aston Martin Vantage	PROAM	3	14	8	2:11.354	0.754	0.488	159.5
4	22	PZ Oberer Zürichsee by TFT	CHE	Niki Leutwiler	CHE	Bas Schouten	NLD	Porsche 911 Cup MY 2018	PROAM	4	20	19	2:11.515	0.915	0.161	159.3
5	19	PROsport Racing	GER	Rodrigue Gillion	BEL	Nico Verdonck	BEL	Aston Martin Vantage	PROAM	5	17	4	2:12.898	2.298	1.383	157.7
<b>AM</b>																
1	10	Baporo Motorsport	ESP	Daniel Díaz-Varela	ESP	Manel Cerqueda	AND	Audi R8 LMS	AM	1	17	13	2:10.682			160.3
2	99	Sports and You	PRT	Antonio Coimbra	PRT	Luis Silva	PRT	Mercedes AMG GT4 HP 2019	AM	2	18	9	2:12.020	1.338	1.338	158.7
3	13	Baporo Motorsport	ESP	Jaume Font	ESP			Porsche 991 Cup MY 2018	AM	3	19	15	2:12.026	1.344	0.006	158.7
4	26	NM Racing Team	ESP	Albert Estragues	ESP			Transam Euro 2018	AM	4	10	8	2:13.257	2.575	1.231	157.2
5	67	GDL Racing	SMR	Mario Cordoni	ITA			Porsche 911 GT3 Cup 2018	AM	5	21	9	2:13.610	2.928	0.353	156.8
6	66	GDL Racing	SMR	Roberto Rayneri	ITA			Porsche 911 GT3 Cup 2018	AM	6	17	15	2:15.571	4.889	1.961	154.5

Published at:.....

Track Temp: 37.4 °C    Air Temp: 28.6 °C    Humidity: 34 %    Track Status: DRY

<b>Stewards:</b>	<b>Race Director:</b>	<b>Timekeeper:</b> 
------------------	-----------------------	--





**Paul Ricard**  
**GT Cup Open Europe**  
**Free Practice - 2**  
**Lap Analysis**



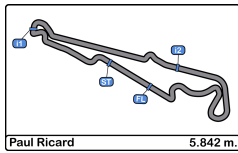
<b>10</b>	1 Daniel Díaz-Varela Audi R8 LMS	<b>15</b>	1 Alberto de Martin Mercedes AMG GT4 HP 2019
AM	2 Manel Cerqueda Baporo Motorsport	PROAM	2 Rafael Villanueva NM Racing Team

Lap	D	Time	Sector 1	Sector 2	Sector 3	T. Spd	Elapsed	Lap	D	Time	Sector 1	Sector 2	Sector 3	T. Spd	Elapsed
1		9:40:27.487	9:38:24.384	55.343	1:07.760	80.8	9:40:27.487	1		9:40:04.485	9:38:04.246	54.242	1:05.997	81.5	9:40:04.485
2		2:27.058	39.035	41.971	1:06.052	235.2	9:42:54.545	2		2:39.254	45.200	50.274	1:03.780	197.4	9:42:43.739
3		2:12.735	36.512	39.682	56.541	236.8	9:45:07.280	3		2:13.026	36.337	40.034	56.655	241.0	9:44:56.765
4		2:11.901	35.807	39.549	56.545	237.8	9:47:19.181	4		2:11.280	35.768	39.517	55.995	242.1	9:47:08.045
5		2:11.849	36.107	39.337	56.405	237.3	9:49:31.030	5		2:11.008	35.515	39.460	56.033	242.6	9:49:19.053
6		5:07.517 P	36.147	39.385	3:51.985	237.8	9:54:38.547	6		2:11.407	35.496	39.482	56.429	242.1	9:51:30.460
7		2:33.737	56.509	40.633	56.595	138.4	9:57:12.284	7		2:41.434	43.211	49.286	1:08.937	199.2	9:54:11.894
8		2:11.456	35.760	39.524	56.172	237.3	9:59:23.740	8		2:10.866	35.697	39.190	55.979	242.6	9:56:22.760
9		5:05.008 P	35.672	39.268	3:50.068	237.8	10:04:28.748	9		2:34.091	35.943	46.467	1:11.681	243.2	9:58:56.851
10		2:42.307	58.653	44.359	59.295	127.6	10:07:11.055	10		2:33.393 P	36.382	41.991	1:15.020	243.7	10:01:30.244
11		2:11.715	36.102	39.664	55.949	237.3	10:09:22.770	11		5:09.865	3:30.957	41.686	57.222	123.7	10:06:40.109
12		2:18.961	35.594	41.955	1:01.412	238.9	10:11:41.731	12		2:13.699	37.248	39.656	56.795	242.1	10:08:53.808
13		2:10.682	35.950	39.313	55.419	238.9	10:13:52.413	13		2:14.050	36.691	40.142	57.217	241.6	10:11:07.858
14		3:36.746 P	36.014	43.480	2:17.252	240.0	10:17:29.159	14		2:14.345	36.916	39.932	57.497	242.1	10:13:22.203
15		2:39.085	56.869	43.124	59.092	104.6	10:20:08.244	15		2:16.015	36.539	39.694	59.782	242.6	10:15:38.218
16		2:10.787	35.756	39.048	55.983	239.4	10:22:19.031	16		2:13.785	37.048	39.912	56.825	242.6	10:17:52.003
17		2:11.301	35.585	39.144	56.572	240.0	10:24:30.332	17		2:24.576	41.017	43.688	59.871	243.7	10:20:16.579
18			37.528	40.474		231.7		18		2:13.991	36.849	39.756	57.386	242.1	10:22:30.570

<b>13</b>	1 Jaume Font Porsche 991 Cup MY 2018	<b>19</b>	1 Rodrigue Gillon Aston Martin Vantage
AM	2 Baporo Motorsport	PROAM	2 Nico Verdonck PROsport Racing

Lap	D	Time	Sector 1	Sector 2	Sector 3	T. Spd	Elapsed	Lap	D	Time	Sector 1	Sector 2	Sector 3	T. Spd	Elapsed
1		9:39:18.304	9:37:30.558	46.799	1:00.947	121.8	9:39:18.304	1		9:38:57.868 P	9:37:02.690	46.286	1:08.892	132.1	9:38:57.868
2		2:16.449	37.955	41.093	57.401	229.7	9:41:34.753	2		7:12.471	5:31.471	42.812	58.188	119.0	9:46:10.339
3		2:14.497	37.535	40.392	56.570	230.7	9:43:49.250	3		2:13.986	36.858	40.597	56.531	224.0	9:48:24.325
4		2:13.519	36.535	40.379	56.605	231.7	9:46:02.769	4		2:12.898	36.240	40.538	56.120	224.0	9:50:37.223
5		7:10.600 P	36.779	40.456	5:53.365	232.2	9:53:13.369	5		2:20.582 P	36.741	40.782	1:03.059	225.0	9:52:57.805
6		2:37.128	56.083	43.449	57.596	128.1	9:55:50.497	6		4:35.958	2:53.630	42.457	59.871	123.2	9:57:33.763
7		2:13.862	36.245	40.713	56.904	233.2	9:58:04.359	7		2:19.468	38.127	42.392	58.949	224.0	9:59:53.231
8		2:13.331	36.809	40.276	56.246	232.2	10:00:17.690	8		2:18.460	37.663	41.698	59.099	225.0	10:02:11.691
9		2:13.609	36.532	40.298	56.779	232.2	10:02:31.299	9		2:17.486	37.415	41.559	58.512	224.0	10:04:29.177
10		3:42.136 P	39.076	43.311	2:19.749	232.2	10:06:13.435	10		2:23.730 P	37.780	42.011	1:03.939	224.5	10:06:52.907
11		2:43.979	58.174	45.757	1:00.048	127.9	10:08:57.414	11		6:11.395	4:28.739	43.083	59.573	130.7	10:13:04.302
12		2:13.706	37.121	40.209	56.376	231.7	10:11:11.120	12		2:20.844	37.737	42.541	1:00.566	224.0	10:15:25.146
13		2:12.424	36.178	39.901	56.345	232.7	10:13:23.544	13		2:18.420	37.700	41.584	59.136	224.5	10:17:43.566
14		2:12.526	36.032	39.982	56.512	233.2	10:15:36.070	14		2:18.294	37.194	42.443	58.657	225.0	10:20:01.860
15		2:12.026	35.784	40.369	55.873	232.7	10:17:48.096	15		2:18.504	37.757	41.758	58.989	224.5	10:22:20.364
16		2:12.110	35.768	39.997	56.345	233.7	10:20:00.206	16		2:18.911	37.650	42.169	59.092	225.9	10:24:39.275
17		2:27.263	44.880	42.878	59.505	232.7	10:22:27.469	17		2:23.539 P	37.839	41.783	1:03.917	224.5	10:27:02.814
18		2:12.979	36.826	40.010	56.143	233.2	10:24:40.448								
19		2:12.099	35.916	39.995	56.188	234.7	10:26:52.547								
20		48.596	56.447		177.6										





**Paul Ricard**  
**GT Cup Open Europe**  
**Free Practice - 2**  
**Lap Analysis**



**22**

1 Niki Leutwiler Porsche 911 Cup MY 2018  
 2 Bas Schouten PZ Oberer Zürichsee by TFT

Lap	D	Time	Sector 1	Sector 2	Sector 3	T. Spd	Elapsed
1		9:38:59.939	9:37:13.207	45.989	1:00.743	102.5	9:38:59.939
2		2:16.474	38.426	41.255	56.793	232.2	9:41:16.413
3		2:12.949	36.707	40.083	56.159	233.2	9:43:29.362
4		2:11.949	36.230	39.949	55.770	232.7	9:45:41.311
5		2:11.534	35.918	39.786	55.830	234.7	9:47:52.845
6		2:18.790 P	36.160	39.901	1:02.729	234.7	9:50:11.635
7		5:08.593	3:32.476	39.928	56.189	138.1	9:55:20.228
8		2:11.884	35.911	39.648	56.325	233.2	9:57:32.112
9		2:12.025	35.931	40.087	56.007	234.2	9:59:44.137
10		2:19.057 P	36.379	39.953	1:02.725	234.2	10:02:03.194
11		4:18.811	2:41.365	40.216	57.230	114.6	10:06:22.005
12		2:13.509	36.803	39.856	56.850	235.8	10:08:35.514
13		2:13.055	36.343	40.077	56.635	234.7	10:10:48.569
14		2:13.646	36.295	40.217	57.134	235.2	10:13:02.215
15		2:19.839 P	35.976	40.678	1:03.185	234.7	10:15:22.054
16		5:16.076	3:36.096	42.583	57.397	117.1	10:20:38.130
17		2:13.020	36.597	40.361	56.062	234.2	10:22:51.150
18		2:11.779	35.816	39.986	55.977	234.7	10:25:02.929
19		2:11.515	35.969	39.653	55.893	235.2	10:27:14.444
20		2:21.349 P	37.020	40.992	1:03.337	235.2	10:29:35.793

**66**

1 Roberto Rayneri Porsche 911 GT3 Cup 2018  
 2 GDL Racing

Lap	D	Time	Sector 1	Sector 2	Sector 3	T. Spd	Elapsed
1		9:39:58.516			9:39:58.516		9:39:58.516
2		2:31.578			9:42:30.094		9:42:30.094
3		6:53.910			9:49:24.004		9:49:24.004
4		2:18.561			9:51:42.565		9:51:42.565
5		2:19.144			9:54:01.709		9:54:01.709
6		2:18.363			9:56:20.072		9:56:20.072
7		2:17.800			9:58:37.872		9:58:37.872
8		4:33.883			10:03:11.755		10:03:11.755
9		7:38.073			10:10:49.828		10:10:49.828
10		2:15.811			10:13:05.639		10:13:05.639
11		2:18.456			10:15:24.095		10:15:24.095
12		2:16.326			10:17:40.421		10:17:40.421
13		2:15.601			10:19:56.022		10:19:56.022
14		2:16.442			10:22:12.464		10:22:12.464
15		2:15.571			10:24:28.035		10:24:28.035
16		2:16.795			10:26:44.830		10:26:44.830
17		2:29.249 P			10:29:14.079		10:29:14.079

**67**

1 Mario Cordoni Porsche 911 GT3 Cup 2018  
 2 GDL Racing

Lap	D	Time	Sector 1	Sector 2	Sector 3	T. Spd	Elapsed
1		9:39:29.330	9:37:34.919	47.930	1:06.481	111.8	9:39:29.330
2		2:27.895	41.004	44.638	1:02.253	228.3	9:41:57.225
3		2:20.412	38.548	42.828	59.036	229.2	9:44:17.637
4		2:15.542	37.047	41.161	57.334	230.7	9:46:33.179
5		2:14.193	36.268	40.624	57.301	231.7	9:48:47.372
6		2:14.906	36.356	40.661	57.889	231.7	9:51:02.278
7		2:22.621 P	36.938	40.812	1:04.871	232.7	9:53:24.899
8		4:11.625	2:34.160	40.433	57.032	130.2	9:57:36.524
9		2:13.610	36.451	40.190	56.969	234.2	9:59:50.134
10		2:14.356	36.757	40.627	56.972	234.2	10:02:04.490
11		2:14.333	36.577	40.616	57.140	233.2	10:04:18.823
12		2:21.347 P	36.423	40.643	1:04.281	233.2	10:06:40.170
13		5:16.696	3:37.078	41.875	57.743	133.3	10:11:56.866
14		2:49.789	1:09.576	43.067	57.146	232.2	10:14:46.655
15		2:13.903	36.318	40.456	57.129	232.7	10:17:00.558
16		2:13.803	36.148	40.466	57.189	232.7	10:19:14.361
17		2:13.721	36.180	40.262	57.279	231.7	10:21:28.082
18		2:14.141	36.273	40.397	57.471	232.7	10:23:42.223
19		2:14.486	36.426	40.523	57.537	232.7	10:25:56.709
20		2:14.570	36.379	40.565	57.626	232.2	10:28:11.279
21		2:21.977 P	36.142	41.127	1:04.708	233.2	10:30:33.256

**26**

1 Albert Estragues Transam Euro 2018  
 2 NM Racing Team

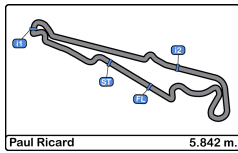
Lap	D	Time	Sector 1	Sector 2	Sector 3	T. Spd	Elapsed
1		9:39:53.291	9:38:02.401	47.362	1:03.528	99.7	9:39:53.291
2		2:18.283	38.734	41.275	58.274	226.8	9:42:11.574
3		2:15.706	37.319	40.503	57.884	235.8	9:44:27.280
4		2:14.865	36.710	40.174	57.981	236.8	9:46:42.145
5		2:36.628 P	38.013	45.024	1:13.591	232.7	9:49:18.773
6		17:22.722	15:21.843	52.006	1:08.873	99.4	10:06:41.495
7		2:19.311	40.387	41.056	57.868	198.5	10:09:00.806
8		2:13.257	36.730	39.768	56.759	238.9	10:11:14.063
9		2:30.511 P	36.165	43.643	1:10.703	239.4	10:13:44.574
10		7:56.928 P	5:51.133	49.254	1:16.541	86.1	10:21:41.502

**51**

1 Aldo Festante Porsche 911 GT3 Cup 2018  
 2 Ombra Racing

Lap	D	Time	Sector 1	Sector 2	Sector 3	T. Spd	Elapsed
1		9:39:33.742 P	9:37:38.098	46.236	1:09.408	125.8	9:39:33.742
2		3:49.617	2:08.141	43.108	58.368	139.7	9:43:23.359
3		2:14.017	36.473	40.379	57.165	232.2	9:45:37.376
4		2:13.180	36.330	39.990	56.860	233.2	9:47:50.556
5		2:12.015	35.944	39.605	56.466	234.2	9:50:02.571
6		2:23.794 P	35.871	39.834	1:08.089	234.7	9:52:26.365
7		5:40.605	3:54.309	41.375	1:04.921	121.7	9:58:06.970
8		2:12.660	36.458	39.830	56.372	233.7	10:00:19.630
9		2:12.294	36.029	39.669	56.596	234.7	10:02:31.924
10		2:36.709	43.086	47.467	1:06.156	217.3	10:05:08.633
11		2:12.028	36.070	39.716	56.242	233.2	10:07:20.661
12		2:29.809 P	38.198	42.728	1:08.883	234.2	10:09:50.470
13		4:06.058	2:23.876	41.944	1:00.238	125.1	10:13:56.528
14		2:11.181	35.777	39.730	55.674	233.7	10:16:07.709
15		2:10.600	35.639	39.394	55.567	233.7	10:18:18.309
16		2:30.745	38.638	49.412	1:02.695	234.7	10:20:49.054
17		2:10.706	35.567	39.476	55.663	233.2	10:22:59.760
18		2:23.519 P	37.262	41.928	1:04.329	234.7	10:25:23.279





**Paul Ricard**  
**GT Cup Open Europe**  
**Free Practice - 2**  
**Lap Analysis**



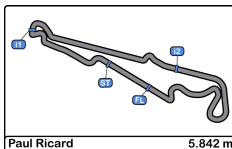
**77** 1 Robert Hefler Aston Martin Vantage  
 PROAM 2 Philippe Valenza Team Virage

Lap	D	Time	Sector 1	Sector 2	Sector 3	T. Spd	Elapsed
1		9:40:14.370	9:38:05.238	59.535	1:09.597	107.2	9:40:14.370
2		2:56.974	54.396	54.672	1:07.906	143.0	9:43:11.344
3		2:19.452	38.371	42.413	58.668	239.4	9:45:30.796
4		2:14.110	36.677	40.758	56.675	240.0	9:47:44.906
5		2:12.251	35.972	40.089	56.190	240.5	9:49:57.157
6		2:12.231	36.058	39.916	56.257	238.9	9:52:09.388
7		2:11.743	36.037	39.541	56.165	240.0	9:54:21.131
8		<b>2:11.354</b>	<b>35.802</b>	39.541	<b>56.011</b>	240.0	9:56:32.485
9		2:21.250 P	35.845	<b>39.540</b>	1:05.865	242.1	9:58:53.735
10		4:53.349	3:04.164	44.485	1:04.700	94.1	10:03:47.084
11		2:19.767	39.502	42.064	58.201	238.9	10:06:06.851
12		2:13.574	36.828	40.117	56.629	242.6	10:08:20.425
13		2:13.663	36.726	40.196	56.741	240.0	10:10:34.088
14		2:30.759 P	36.250	39.709	1:14.800	242.1	10:13:04.847

**99** 1 Antonio Coimbra Mercedes AMG GT4 HP 2019  
 AM 2 Luis Silva Sports and You

Lap	D	Time	Sector 1	Sector 2	Sector 3	T. Spd	Elapsed
1		9:39:47.763 P			9:39:47.763		9:39:47.763
2		2:40.199	58.029	42.959	59.211	131.3	9:42:27.962
3		2:15.276	37.301	40.760	57.215	241.0	9:44:43.238
4		2:13.674	36.101	40.244	57.329	242.1	9:46:56.912
5		2:13.338	36.305	40.260	56.773	242.1	9:49:10.250
6		2:12.717	36.156	39.713	56.848	242.1	9:51:22.967
7		2:12.347	36.304	39.733	56.310	242.6	9:53:35.314
8		2:12.755	36.225	40.010	56.520	243.2	9:55:48.069
9		<b>2:12.020</b>	36.179	39.797	56.044	242.6	9:58:00.089
10		<del>2:44.395</del>	<b>36.009</b>	<b>39.419</b>	<b>55.967</b>	243.2	10:00:11.484
11		4:52.575 P	36.405	39.867	3:36.303	243.7	10:05:04.059
12		2:37.048	55.830	42.418	58.800	119.7	10:07:41.107
13		2:16.520	36.980	40.920	58.620	242.6	10:09:57.627
14		2:13.979	36.641	40.109	57.229	243.2	10:12:11.606
15		2:13.547	36.365	40.017	57.165	243.2	10:14:25.153
16		2:13.511	36.262	39.866	57.383	243.7	10:16:38.664
17		2:12.548	36.184	39.432	56.932	243.2	10:18:51.212
18		2:12.363	36.124	39.555	56.684	242.6	10:21:03.575
19			36.206	39.716		243.7	





Paul Ricard  
 GT Cup Open Europe  
 Free Practice - 2  
**Best Sectors Results**

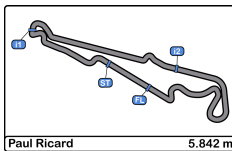


Sector - 1				Sector - 2				Sector - 3				Ideal Lap vs Best Lap					
Clas	Nº	Driver	Time	Nº	Driver	Time	Nº	Driver	Time	Clas	Nº	Driver	Ideal Lap	Best Lap	Clas		
1	15	de Martin - Villanueva	35.496	10	Díaz-Varela - Cerqueda	39.048	10	Díaz-Varela - Cerqueda	55.419	1	10	Díaz-Varela - Cerqueda	2:10.052	2:10.682	2		
2	51	Aldo Festante	35.567	15	de Martin - Villanueva	39.190	51	Aldo Festante	55.567	2	51	Aldo Festante	2:10.528	2:10.600	1		
3	10	Díaz-Varela - Cerqueda	35.585	51	Aldo Festante	39.394	22	Leutwiler - Schouten	55.770	3	15	de Martin - Villanueva	2:10.665	2:10.866	3		
4	13	Jaume Font	35.768	99	Coimbra - Silva	39.419	13	Jaume Font	55.873	4	22	Leutwiler - Schouten	2:11.234	2:11.515	5		
5	77	Hefler - Valenza	35.802	77	Hefler - Valenza	39.540	99	Coimbra - Silva	55.967	5	77	Hefler - Valenza	2:11.353	2:11.354	4		
6	22	Leutwiler - Schouten	35.816	22	Leutwiler - Schouten	39.648	15	de Martin - Villanueva	55.979	6	99	Coimbra - Silva	2:11.395	2:12.020	6		
7	99	Coimbra - Silva	36.009	26	Albert Estragues	39.768	77	Hefler - Valenza	56.011	7	13	Jaume Font	2:11.542	2:12.026	7		
8	67	Mario Cordoni	36.142	13	Jaume Font	39.901	19	Gillion - Verdonck	56.120	8	26	Albert Estragues	2:12.692	2:13.257	9		
9	26	Albert Estragues	36.165	67	Mario Cordoni	40.190	26	Albert Estragues	56.759	9	19	Gillion - Verdonck	2:12.898	2:12.898	8		
10	19	Gillion - Verdonck	36.240	19	Gillion - Verdonck	40.538	67	Mario Cordoni	56.969	10	67	Mario Cordoni	2:13.301	2:13.610	10		
11	66	Roberto Rayneri	Transpon	66	Roberto Rayneri	Transpon	66	Roberto Rayneri	Transpon	11	66	Roberto Rayneri	Transpon	2:15.571	11		









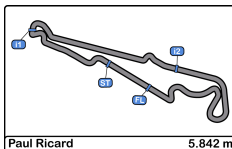
**Paul Ricard**  
**GT Cup Open Europe**  
**Free Practice - 2**  
**Best 5 Top Speeds**



Cl	Nº	Entrant/Team	Nat	Driver 1	Nat	Driver 2	Nat	Vehicle	Cat	Cl	Top 1		Top 2		Top 3		Top 4		Top 5		
											Km/h	Lap	Km/h	Lap	Km/h	Lap	Km/h	Lap	Km/h	Lap	Km/h
1	15	NM Racing Team	ESP	Alberto de Martin	ESP	Rafael Villanueva	ESP	Mercedes AMG GT4 HP 2019	PROAM	1	<b>244.3</b>	19	243.7	10	243.7	17	243.2	9	243.2	20	243.6
2	99	Sports and You	PRT	Antonio Coimbra	PRT	Luis Silva	PRT	Mercedes AMG GT4 HP 2019	AM	1	<b>243.7</b>	11	243.7	16	243.7	19	243.2	8	243.2	10	243.5
3	77	Team Virage	POL	Robert Hefler	HUN	Philippe Valenza	ESP	Aston Martin Vantage	PROAM	2	<b>242.6</b>	12	242.1	9	242.1	14	240.5	5	240.0	4	241.5
4	10	Baporo Motorsport	ESP	Daniel Díaz-Varela	ESP	Manel Cerqueda	AND	Audi R8 LMS	AM	2	<b>240.0</b>	14	240.0	17	239.4	16	238.9	12	238.9	13	239.4
5	26	NM Racing Team	ESP	Albert Estragues	ESP			Transam Euro 2018	AM	3	<b>239.4</b>	9	238.9	8	236.8	4	235.8	3	232.7	5	236.7
6	22	PZ Oberer Zürichsee by TFT	CHE	Niki Leutwiler	CHE	Bas Schouten	NLD	Porsche 911 Cup MY 2018	PROAM	3	<b>235.8</b>	12	235.2	14	235.2	19	235.2	20	234.7	5	235.2
7	13	Baporo Motorsport	ESP	Jaume Font	ESP			Porsche 991 Cup MY 2018	AM	4	<b>234.7</b>	19	233.7	16	233.2	7	233.2	14	233.2	18	233.6
8	51	Ombra Racing	ITA	Aldo Festante	ITA			Porsche 911 GT3 Cup 2018	PROAM	4	<b>234.7</b>	6	234.7	9	234.7	16	234.7	18	234.2	5	234.6
9	67	GDL Racing	SMR	Mario Cordoni	ITA			Porsche 911 GT3 Cup 2018	AM	5	<b>234.2</b>	9	234.2	10	233.2	11	233.2	12	233.2	21	233.6
10	19	PROsport Racing	DEU	Rodrigue Gillion	BEL	Nico Verdonck	BEL	Aston Martin Vantage	PROAM	5	<b>225.9</b>	16	225.0	5	225.0	8	225.0	14	224.5	10	225.0





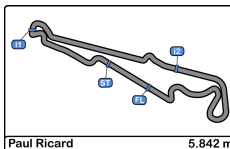


**Paul Ricard**  
**GT Cup Open Europe**  
**Free Practice - 2**  
**Fastest Laps Sequence**



Lap	Time of Day	Session Time	Nº	Entrant/Team	Nat	Driver 1	Nat	Driver 2	Nat	Vehicle	Cat	Time	Km/h
2	9:41:16.413	5:16.413	22	PZ Oberer Zürichsee by TFT		Niki Leutwiler		Bas Schouten		Porsche 911 Cup MY 2018	PROAM	2:16.474	153.5
2	9:41:34.753	5:34.753	13	Baporo Motorsport		Jaume Font				Porsche 991 Cup MY 2018	AM	2:16.449	153.6
3	9:43:29.362	7:29.362	22	PZ Oberer Zürichsee by TFT		Niki Leutwiler		Bas Schouten		Porsche 911 Cup MY 2018	PROAM	2:12.949	157.6
3	9:45:07.280	9:07.280	10	Baporo Motorsport		Daniel Díaz-Varela		Manel Cerqueda		Audi R8 LMS	AM	2:12.735	157.9
4	9:45:41.311	9:41.311	22	PZ Oberer Zürichsee by TFT		Niki Leutwiler		Bas Schouten		Porsche 911 Cup MY 2018	PROAM	2:11.949	158.8
4	9:47:08.045	11:08.045	15	NM Racing Team		Alberto de Martin		Rafael Villanueva		Mercedes AMG GT4 HP 2019	PROAM	2:11.280	159.6
5	9:49:19.053	13:19.053	15	NM Racing Team		Alberto de Martin		Rafael Villanueva		Mercedes AMG GT4 HP 2019	PROAM	2:11.008	159.9
8	9:56:22.760	20:22.760	15	NM Racing Team		Alberto de Martin		Rafael Villanueva		Mercedes AMG GT4 HP 2019	PROAM	2:10.866	160.1
13	10:13:52.413	37:52.413	10	Baporo Motorsport		Daniel Díaz-Varela		Manel Cerqueda		Audi R8 LMS	AM	2:10.682	160.3
15	10:18:18.309	42:18.309	51	Ombra Racing		Aldo Festante				Porsche 911 GT3 Cup 2018	PROAM	2:10.600	160.4



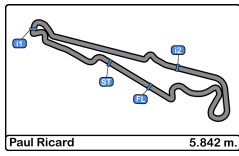


**Paul Ricard**  
**GT Cup Open Europe**  
**Free Practice - 2**  
**Event Best Maximum Speed**



Nº	Entrant/Team	Nat	Driver 1	Nat	Driver 2	Nat	Vehicle	Cat	Km/h	Session
15	NM Racing Team	ESP	Alberto de Martin	ESP	Rafael Villanueva	ESP	Mercedes AMG GT4 HP 2019	PROAM	244.3	Free Practice - 2
99	Sports and You	PRT	Antonio Coimbra	PRT	Luis Silva	PRT	Mercedes AMG GT4 HP 2019	AM	243.7	Free Practice - 2
77	Team Virage	POL	Robert Hefler	HUN	Philippe Valenza	ESP	Aston Martin Vantage	PROAM	242.6	Free Practice - 2
10	Baporo Motorsport	ESP	Daniel Díaz-Varela	ESP	Manel Cerqueda	AND	Audi R8 LMS	AM	240.0	Free Practice - 2
26	NM Racing Team	ESP	Albert Estragues	ESP			Transam Euro 2018	AM	239.4	Free Practice - 2
22	PZ Oberer Zürichsee by TFT	CHE	Niki Leutwiler	CHE	Bas Schouten	NLD	Porsche 911 Cup MY 2018	PROAM	235.8	Free Practice - 2
51	Ombra Racing	ITA	Aldo Festante	ITA			Porsche 911 GT3 Cup 2018	PROAM	234.7	Free Practice - 2
13	Baporo Motorsport	ESP	Jaume Font	ESP			Porsche 991 Cup MY 2018	AM	234.7	Free Practice - 2
67	GDL Racing	SMR	Mario Cordoni	ITA			Porsche 911 GT3 Cup 2018	AM	234.2	Free Practice - 2
19	PROsport Racing	DEU	Rodrigue Gillion	BEL	Nico Verdonck	BEL	Aston Martin Vantage	PROAM	225.9	Free Practice - 2





**Paul Ricard**  
**GT Cup Open Europe**  
**Free Practice - 2**  
**Pit Stop Analysis**



**10** Daniel Diaz-Varela AM Baporo Motorsport  
 Manel Cerqueda Audi R8 LMS

Nr.	In Day Time	In Time	Out Time	Pit Time	T. Pit Time	Handicap	Penalty
1	9:51:46.224	9:51:46.224	9:54:58.749	3:12.525	3:12.525		
2	10:01:35.268	10:01:35.268	10:04:47.823	3:12.555	6:25.080		
3	10:16:12.086	10:16:12.086	10:17:45.847	1:33.761	7:58.841		

**13** Jaume Font AM Baporo Motorsport  
 Porsche 991 Cup MY 2018

Nr.	In Day Time	In Time	Out Time	Pit Time	T. Pit Time	Handicap	Penalty
1	9:48:17.970	9:48:17.970	9:53:30.547	5:12.577	5:12.577		
2	10:04:49.441	10:04:49.441	10:06:30.729	1:41.288	6:53.865		

**15** Alberto de Martin PROAM NM Racing Team  
 Rafael Villanueva Mercedes AMG GT4 HP 2019

Nr.	In Day Time	In Time	Out Time	Pit Time	T. Pit Time	Handicap	Penalty
1	10:01:18.150	10:01:18.150	10:04:22.773	3:04.623	3:04.623		

**19** Rodrigue Gillion PROAM PROsport Racing  
 Nico Verdonck Aston Martin Vantage

Nr.	In Day Time	In Time	Out Time	Pit Time	T. Pit Time	Handicap	Penalty
1	9:38:49.199	9:38:49.199	9:43:52.086	5:02.887	5:02.887		
2	9:52:49.332	9:52:49.332	9:55:12.263	2:22.931	7:25.818		
3	10:06:44.442	10:06:44.442	10:10:42.858	3:58.416	11:24.234		

**22** Niki Leutwiler PROAM PZ Oberer Zürichsee by TFT  
 Bas Schouten Porsche 911 Cup MY 2018

Nr.	In Day Time	In Time	Out Time	Pit Time	T. Pit Time	Handicap	Penalty
1	9:50:03.050	9:50:03.050	9:53:08.623	3:05.573	3:05.573		
2	10:01:54.667	10:01:54.667	10:04:06.954	2:12.287	5:17.860		
3	10:15:13.252	10:15:13.252	10:18:17.693	3:04.441	8:22.301		

**26** Albert Estragues AM NM Racing Team  
 Transam Euro 2018

Nr.	In Day Time	In Time	Out Time	Pit Time	T. Pit Time	Handicap	Penalty
1	9:49:10.131	9:49:10.131	10:03:55.330	14:45.199	14:45.199		
2	10:13:35.215	10:13:35.215	10:18:51.451	5:16.236	20:01.435		

**51** Aldo Festante PROAM Ombra Racing  
 Porsche 911 GT3 Cup 2018

Nr.	In Day Time	In Time	Out Time	Pit Time	T. Pit Time	Handicap	Penalty
1	9:39:24.105	9:39:24.105	9:41:05.433	1:41.328	1:41.328		
2	9:52:15.188	9:52:15.188	9:55:43.521	3:28.333	5:09.661		
3	10:09:40.930	10:09:40.930	10:11:36.764	1:55.834	7:05.495		

**67** Mario Cordonni AM GDL Racing  
 Porsche 911 GT3 Cup 2018

Nr.	In Day Time	In Time	Out Time	Pit Time	T. Pit Time	Handicap	Penalty
1	9:53:16.054	9:53:16.054	9:55:22.671	2:06.617	2:06.617		
2	10:06:31.329	10:06:31.329	10:09:39.981	3:08.652	5:15.269		

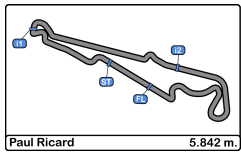
**77** Robert Heffler PROAM Team Virage  
 Philippe Valenza Aston Martin Vantage

Nr.	In Day Time	In Time	Out Time	Pit Time	T. Pit Time	Handicap	Penalty
1	9:58:45.296	9:58:45.296	10:01:13.344	2:28.048	2:28.048		

**99** Antonio Coimbra AM Sports and You  
 Luis Silva Mercedes AMG GT4 HP 2019

Nr.	In Day Time	In Time	Out Time	Pit Time	T. Pit Time	Handicap	Penalty
1	10:02:25.063	10:02:25.063	10:05:20.631	2:55.568	2:55.568		

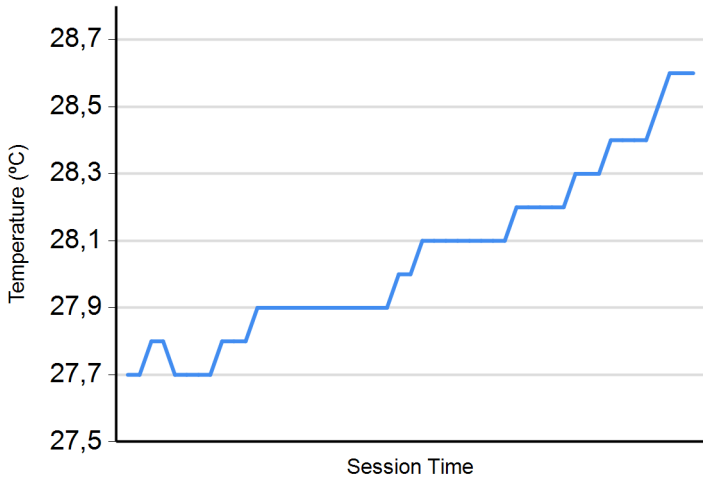




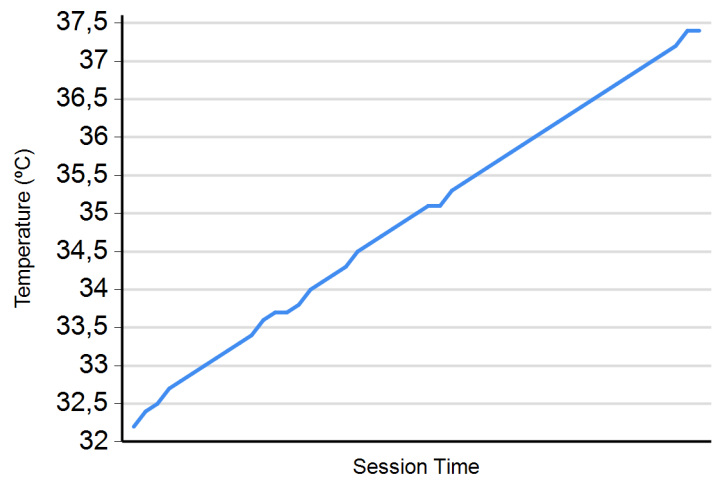
**Paul Ricard**  
**GT Cup Open Europe**  
**Free Practice - 2**  
**Weather Report**



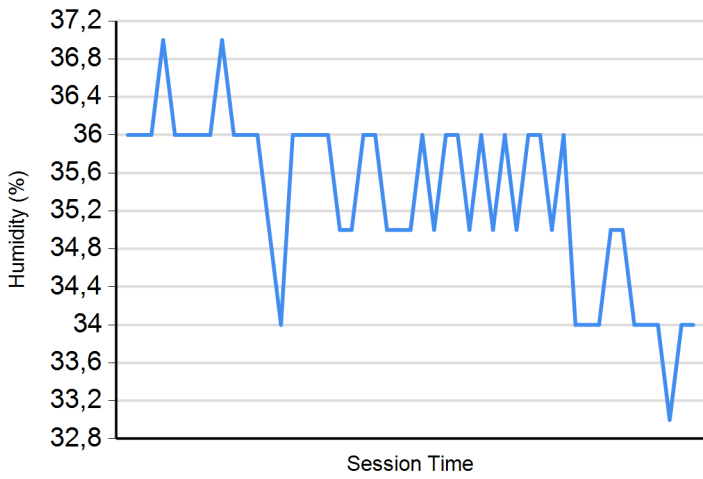
**Air Temperature**



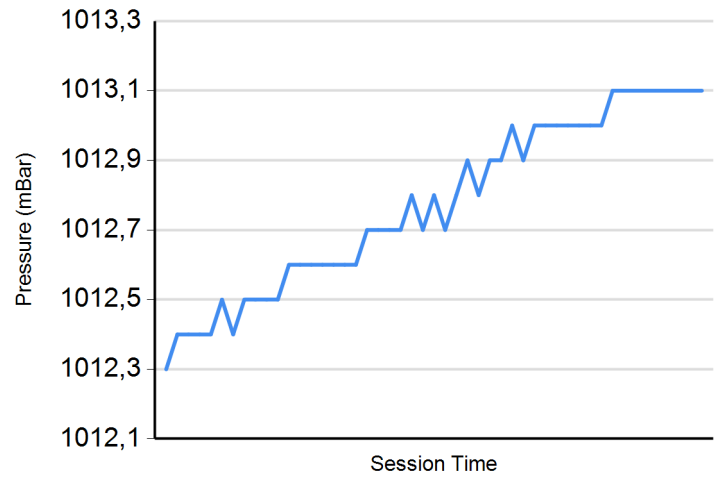
**Track Temperature**



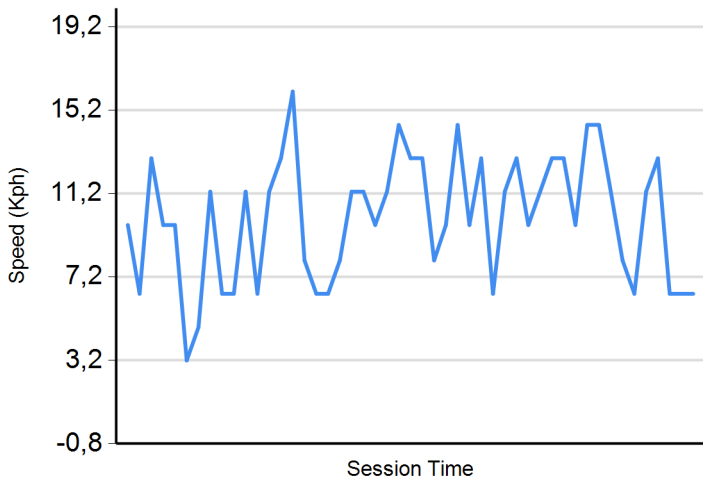
**Humidity**



**Pressure**

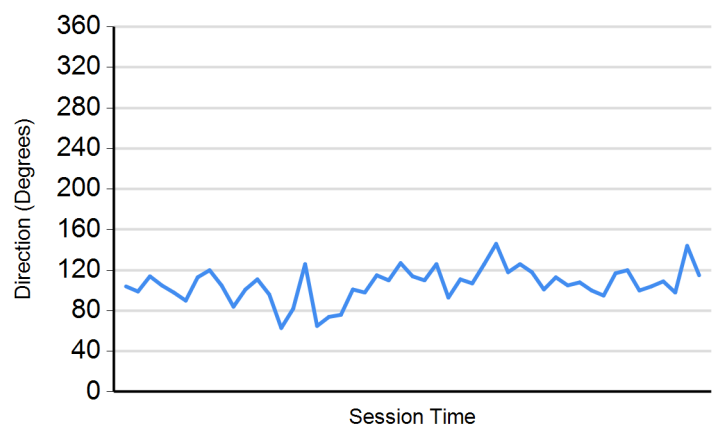


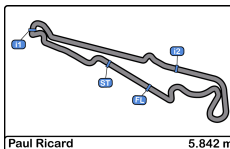
**Wind Speed**



**Wind direction**

North = 0°/360° Est = 90° South = 180° West = 270°






**Paul Ricard**  
**GT Cup Open Europe**  
**Free Practice - 2**  
**Results**



Cls	Nº	Entrant/Team	Nat	Driver 1	Nat	Driver 2	Nat	Vehicle	Cat	Cls	Laps	Free Practice - 1	Free Practice - 2	Best	Gap	Interval	Km/h		
1	51	Ombra Racing	ITA	Aldo Festante	ITA			Porsche 911 GT3 Cup 2018	PROAM	1	18		2:10.600	15	2:10.600			160.4	
2	10	Baporo Motorsport	ESP	Daniel Díaz-Varela	ESP	Manel Cerqueda	AND	Audi R8 LMS	AM	1	31	2:11.910	14	2:10.682	13	2:10.682	0.082	0.082	160.3
3	15	NM Racing Team	ESP	Alberto de Martin	ESP	Rafael Villanueva	ESP	Mercedes AMG GT4 HP 2019	PROAM	2	37	2:13.028	14	2:10.866	8	2:10.866	0.266	0.184	160.1
4	77	Team Virage	POL	Robert Hefler	HUN	Philippe Valenza	ESP	Aston Martin Vantage	PROAM	3	20	3:08.382	4	2:11.354	8	2:11.354	0.754	0.488	159.5
5	22	PZ Oberer Zürichsee by TFT	CHE	Niki Leutwiler	CHE	Bas Schouten	NLD	Porsche 911 Cup MY 2018	PROAM	4	20			2:11.515	19	2:11.515	0.915	0.161	159.3
6	99	Sports and You	PRY	Antonio Coimbra	PRY	Luis Silva	PRY	Mercedes AMG GT4 HP 2019	AM	2	34	2:15.212	4	2:12.020	9	2:12.020	1.420	0.505	158.7
7	13	Baporo Motorsport	ESP	Jaume Font	ESP			Porsche 991 Cup MY 2018	AM	3	34	2:13.198	9	2:12.026	15	2:12.026	1.426	0.006	158.7
8	19	PROsport Racing	DEU	Rodrigue Gillion	BEL	Nico Verdonck	BEL	Aston Martin Vantage	PROAM	5	32	2:18.016	14	2:12.898	4	2:12.898	2.298	0.872	157.7
9	26	NM Racing Team	ESP	Albert Estragues	ESP			Transam Euro 2018	AM	4	25	2:13.480	10	2:13.257	8	2:13.257	2.657	0.359	157.2
10	67	GDL Racing	SMR	Mario Cordoni	ITA			Porsche 911 GT3 Cup 2018	AM	5	21			2:13.610	9	2:13.610	3.010	0.353	156.8
11	66	GDL Racing	SMR	Roberto Rayneri	ITA			Porsche 911 GT3 Cup 2018	AM	6	17			2:15.571	15	2:15.571	4.971	1.961	154.5

Published at:.....

<b>Stewards:</b>	<b>Race Director:</b>	<b>Timekeeper:</b> 
------------------	-----------------------	--

