

**Paul Ricard**  
**GT Cup Open Europe**  
**Free Practice - 1**  
**Provisional Results**



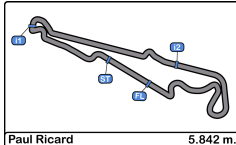
Cls	Nº	Entrant/Team	Nat	Driver 1	Nat	Driver 2	Nat	Vehicle	Cat	Cls	Laps	Best	Time	Gap	Interval	Km/h
1	10	Baporo Motorsport	ESP	Daniel Díaz-Varela	ESP	Manel Cerqueda	AND	Audi R8 LMS	AM	1	14	14	2:11.910			158.8
2	15	NM Racing Team	ESP	Alberto de Martin	ESP	Rafael Villanueva	ESP	Mercedes AMG GT4 HP 2019	PROAM	1	16	14	2:13.028	1.118	1.118	157.5
3	13	Baporo Motorsport	ESP	Jaume Font	ESP			Porsche 991 Cup MY 2018	AM	2	15	9	2:13.198	1.288	0.170	157.3
4	26	NM Racing Team	ESP	Albert Estragues	ESP			Transam Euro 2018	AM	3	15	10	2:13.480	1.570	0.282	157.0
5	99	Sports and You	PRT	Antonio Coimbra	PRT	Luis Silva	PRT	Mercedes AMG GT4 HP 2019	AM	4	16	4	2:15.212	3.302	1.732	155.0
6	19	PROsport Racing	DEU	Rodrigue Gillion	BEL	Nico Verdonck	BEL	Aston Martin Vantage	PROAM	2	15	14	2:18.016	6.106	2.804	151.8
7	77	Team Virage	POL	Robert Hefler	HUN	Philippe Valenza	ESP	Aston Martin Vantage	PROAM	3	6	4	3:08.382	56.472	50.366	111.2

Published at:.....

Track Temp: 49.8 °C    Air Temp: 29.2 °C    Humidity: 44 %    Track Status: DRY

<b>Stewards:</b>	<b>Race Director:</b>	<b>Timekeeper:</b> 
------------------	-----------------------	--





**Paul Ricard**  
**GT Cup Open Europe**  
**Free Practice - 1**  
**Provisional Results by Class**



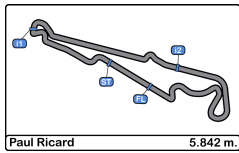
Cls	Nº	Entrant/Team	Nat	Driver 1	Nat	Driver 2	Nat	Vehicle	Cat	Cls	Laps	Best	Time	Gap	Interval	Km/h
<b>PROAM</b>																
1	15	NM Racing Team	ESP	Alberto de Martin	ESP	Rafael Villanueva	ESP	Mercedes AMG GT4 HP 2019	PROAM	1	16	14	2:13.028			157.5
2	19	PROsport Racing	ESP	Rodrigue Gillion	BEL	Nico Verdonck	BEL	Aston Martin Vantage	PROAM	2	15	14	2:18.016	4.988	4.988	151.8
3	77	Team Virage	FRA	Robert Hefler	HUN	Philippe Valenza	ESP	Aston Martin Vantage	PROAM	3	6	4	3:08.382	55.354	50.366	111.2
<b>AM</b>																
1	10	Baporo Motorsport	ESP	Daniel Díaz-Varela	ESP	Manel Cerqueda	AND	Audi R8 LMS	AM	1	14	14	2:11.910			158.8
2	13	Baporo Motorsport	ESP	Jaume Font	ESP			Porsche 991 Cup MY 2018	AM	2	15	9	2:13.198	1.288	1.288	157.3
3	26	NM Racing Team	ESP	Albert Estragues	ESP			Transam Euro 2018	AM	3	15	10	2:13.480	1.570	0.282	157.0
4	99	Sports and You	PRT	Antonio Coimbra	PRT	Luis Silva	PRT	Mercedes AMG GT4 HP 2019	AM	4	16	4	2:15.212	3.302	1.732	155.0

Published at:.....

Track Temp: 49.8 °C    Air Temp: 29.2 °C    Humidity: 44 %    Track Status: DRY

<b>Stewards:</b>	<b>Race Director:</b>	<b>Timekeeper:</b> 
------------------	-----------------------	--





**Paul Ricard**  
**GT Cup Open Europe**  
**Free Practice - 1**  
**Lap Analysis**

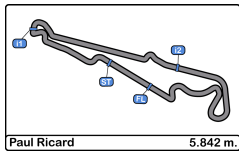


10							19						
AM		1 Daniel Díaz-Varela	Audi R8 LMS			19		1 Rodrigue Gillion		Aston Martin Vantage			
AM		2 Manel Cerqueda	Baporo Motorsport			PROAM		2 Nico Verdonck		PROsport Racing			
Lap D	Time	Sector 1	Sector 2	Sector 3	T. Spd	Elapsed	Lap D	Time	Sector 1	Sector 2	Sector 3	T. Spd	Elapsed
1	17:25:20.706	17:23:30.932	48.382	1:01.392	110.8	17:25:20.706	1	17:29:30.513	17:27:40.332	45.619	1:04.562	123.8	17:29:30.513
2	2:17.702	38.338	41.621	57.743	232.7	17:27:38.408	2	2:29.333	40.295	43.879	1:05.159	218.1	17:31:59.846
3	2:15.909	37.165	41.026	57.718	235.8	17:29:54.317	3	2:25.929	40.300	43.413	1:02.216	220.8	17:34:25.775
4	2:14.527	37.147	40.083	57.297	236.3	17:32:08.844	4	2:24.826	39.738	42.950	1:02.138	222.2	17:36:50.601
5	2:14.649	36.874	40.258	57.517	237.3	17:34:23.493	5	2:22.662	38.640	42.222	1:01.800	223.6	17:39:13.263
6	2:13.904	36.515	39.986	57.403	235.8	17:36:37.397	6	2:19.342	38.062	41.594	59.686	222.6	17:41:32.605
7	2:12.880	36.478	39.813	56.589	236.3	17:38:50.277	7	2:19.905	38.110	41.892	59.903	221.7	17:43:52.510
8	5:45.835 P	38.470	41.214	4:26.151	236.3	17:44:36.112	8	2:28.097 P	39.428	42.050	1:06.619	220.8	17:46:20.607
9	2:41.054	1:01.879	41.316	57.859	112.7	17:47:17.166	9	3:25.531	1:41.987	43.719	59.825	118.1	17:49:46.138
10	2:13.103	36.794	39.659	56.650	234.7	17:49:30.269	10	2:19.311	37.916	41.899	59.496	222.2	17:52:05.449
11	2:12.957	36.457	39.503	56.997	237.8	17:51:43.226	11	2:19.336	38.157	41.724	59.455	224.0	17:54:24.785
12	2:12.888	36.552	39.626	56.710	237.3	17:53:56.114	12	2:19.020	37.642	41.599	59.779	223.6	17:56:43.805
13	2:12.084	36.057	39.519	56.508	237.3	17:56:08.198	13	2:18.365	37.803	41.618	58.944	224.0	17:59:02.170
14	2:11.910	36.185	39.749	55.976	237.3	17:58:20.108	14	2:18.016	37.860	41.577	58.579	223.6	18:01:20.186
15		36.075	39.691		236.8		15	2:50.248 P	41.973	47.291	1:20.984	223.1	18:04:10.434

13							26						
AM		1 Jaume Font	Porsche 991 Cup MY 2018			26		1 Albert Estragues		Transam Euro 2018			
AM		2	Baporo Motorsport			AM		2		NM Racing Team			
Lap D	Time	Sector 1	Sector 2	Sector 3	T. Spd	Elapsed	Lap D	Time	Sector 1	Sector 2	Sector 3	T. Spd	Elapsed
1	17:26:52.296 P			17:26:52.296		17:26:52.296	1	17:23:45.648	17:21:58.284	47.057	1:00.307	108.0	17:23:45.648
2	2:45.070	1:05.078	42.426	57.566	65.7	17:29:37.366	2	2:16.588	37.863	40.753	57.972	235.2	17:26:02.236
3	2:15.910	37.213	41.195	57.502	229.7	17:31:53.276	3	2:14.696	37.125	39.980	57.591	234.2	17:28:16.932
4	2:14.622	37.025	40.367	57.230	231.2	17:34:07.898	4	2:19.751	40.718	40.641	58.392	166.1	17:30:36.683
5	2:14.388	36.423	40.318	57.647	229.7	17:36:22.286	5	2:16.383	37.932	40.481	57.970	236.8	17:32:53.066
6	2:14.030	36.758	40.477	56.795	231.7	17:38:36.316	6	2:34.940 P	40.787	43.732	1:10.421	179.4	17:35:28.006
7	4:28.895 P	36.810	40.693	3:11.392	220.8	17:43:05.211	7	8:55.719	7:11.702	43.195	1:00.822	106.5	17:44:23.725
8	2:35.785	58.189	40.480	57.116	137.0	17:45:40.996	8	2:15.376	37.374	40.066	57.936	231.2	17:46:39.101
9	2:13.198	36.439	40.303	56.456	230.7	17:47:54.194	9	2:14.105	36.978	39.684	57.443	236.3	17:48:53.206
10	2:13.580	36.420	40.325	56.835	230.7	17:50:07.774	10	2:13.480	36.789	39.665	57.026	235.8	17:51:06.686
11	2:15.102	38.107	40.422	56.573	231.2	17:52:22.876	11	2:13.539	36.715	39.841	56.983	236.3	17:53:20.225
12	2:14.453	36.551	40.365	57.537	231.7	17:54:37.329	12	2:32.185 P	37.089	44.699	1:10.397	235.8	17:55:52.410
13	2:13.974	36.618	40.485	56.871	231.7	17:56:51.303	13	3:40.200	1:58.638	40.807	1:00.755	127.6	17:59:32.610
14	2:14.337	36.704	40.160	57.473	232.2	17:59:05.640	14	2:13.945	36.852	40.087	57.006	236.3	18:01:46.555
15	2:14.886	36.422	40.572	57.892	232.2	18:01:20.526	15	2:41.809 P	41.558	47.092	1:13.159	167.7	18:04:28.364
16		40.551	40.698		211.7								

15							77						
PROAM		1 Alberto de Martin	Mercedes AMG GT4 HP 2019			77		1 Robert Hefler		Aston Martin Vantage			
PROAM		2 Rafael Villanueva	NM Racing Team			PROAM		2 Philippe Valenza		Team Virage			
Lap D	Time	Sector 1	Sector 2	Sector 3	T. Spd	Elapsed	Lap D	Time	Sector 1	Sector 2	Sector 3	T. Spd	Elapsed
1	17:23:42.253	17:21:59.366	43.161	59.726	133.0	17:23:42.253	1	17:24:09.698	17:21:40.037	1:07.494	1:22.167	81.6	17:24:09.698
2	2:16.859	38.143	40.786	57.930	240.5	17:25:59.112	2	3:19.346 P	54.492	56.736	1:28.118	145.9	17:27:29.044
3	2:16.902	37.439	40.428	59.035	240.0	17:28:16.014	3	4:56.117	2:29.051	1:02.474	1:24.592	81.2	17:32:25.161
4	2:16.177	37.359	40.774	58.044	239.4	17:30:32.191	4	3:08.382	54.243	55.741	1:18.398	160.4	17:35:33.543
5	2:20.137	37.158	43.556	59.423	241.0	17:32:52.328	5	3:19.220 P	52.202	57.164	1:29.854	147.3	17:38:52.763
6	2:15.827	37.027	40.694	58.106	240.0	17:35:08.155	6	16:56.134 P	14:37.091	56.017	1:23.026	81.6	17:55:48.897
7	2:15.719	37.447	40.093	58.179	242.1	17:37:23.874							
8	2:35.826 P	37.448	41.621	1:16.757	241.6	17:39:59.700							
9	6:56.255	5:11.373	45.680	59.202	131.2	17:46:55.955							
10	2:15.643	37.800	40.378	57.465	238.9	17:49:11.598							
11	2:13.124	36.667	39.903	56.554	239.4	17:51:24.722							
12	2:17.961	36.942	39.684	1:01.335	241.6	17:53:42.683							
13	2:13.843	37.387	39.811	56.645	241.0	17:55:56.526							
14	2:13.028	36.787	39.731	56.510	240.5	17:58:09.554							
15	2:14.251	36.847	40.186	57.218	241.0	18:00:23.805							
16	3:03.240 P	47.594	48.981	1:26.665	219.5	18:03:27.045							





**Paul Ricard**  
**GT Cup Open Europe**  
**Free Practice - 1**  
**Lap Analysis**

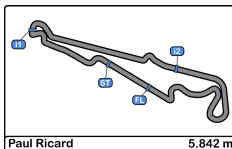


**99**      1 Antonio Coimbra      Mercedes AMG GT4 HP 2019

AM      2 Luis Silva      Sports and You

Lap	D	Time	Sector 1	Sector 2	Sector 3	T. Spd	Elapsed
1		17:23:29.434	17:21:44.318	45.262	59.854	120.6	17:23:29.434
2		2:16.322	37.772	41.089	57.461	225.4	17:25:45.756
3		2:15.480	37.179	40.933	57.368	225.0	17:28:01.236
4		2:15.212	36.840	41.118	57.254	225.4	17:30:16.448
5		2:19.975	40.774	41.213	57.988	225.4	17:32:36.423
6		2:15.730	37.395	40.991	57.344	225.4	17:34:52.153
7		2:15.215	36.759	41.168	57.288	226.4	17:37:07.368
8		4:37.548 P	36.793	41.212	3:19.543	226.8	17:41:44.916
9		2:47.058	58.647	46.308	1:02.103	113.6	17:44:31.974
10		2:23.172	39.245	43.079	1:00.848	225.4	17:46:55.146
11		2:20.027	37.949	42.609	59.469	226.4	17:49:15.173
12		2:19.851	37.770	41.947	1:00.134	226.4	17:51:35.024
13		2:18.635	38.125	41.749	58.761	224.5	17:53:53.659
14		2:17.044	37.286	41.568	58.190	226.4	17:56:10.703
15		2:16.872	37.018	41.099	58.755	226.4	17:58:27.575
16		2:16.015	36.986	41.272	57.757	226.8	18:00:43.590
17			44.118	47.959		219.9	



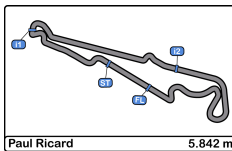


Paul Ricard  
 GT Cup Open Europe  
 Free Practice - 1  
**Best Sectors Results**



Sector - 1				Sector - 2				Sector - 3				Ideal Lap vs Best Lap					
Clas	Nº	Driver	Time	Nº	Driver	Time	Nº	Driver	Time	Clas	Nº	Driver	Ideal Lap	Best Lap	Clas		
1	10	Díaz-Varela - Cerqueda	36.057	10	Díaz-Varela - Cerqueda	39.503	10	Díaz-Varela - Cerqueda	55.976	1	10	Díaz-Varela - Cerqueda	2:11.536	2:11.910	1		
2	13	Jaume Font	36.420	26	Albert Estragues	39.665	13	Jaume Font	56.456	2	15	de Martin - Villanueva	2:12.861	2:13.028	2		
3	15	de Martin - Villanueva	36.667	15	de Martin - Villanueva	39.684	15	de Martin - Villanueva	56.510	3	13	Jaume Font	2:13.036	2:13.198	3		
4	26	Albert Estragues	36.715	13	Jaume Font	40.160	26	Albert Estragues	56.983	4	26	Albert Estragues	2:13.363	2:13.480	4		
5	99	Coimbra - Silva	36.759	99	Coimbra - Silva	40.933	99	Coimbra - Silva	57.254	5	99	Coimbra - Silva	2:14.946	2:15.212	5		
6	19	Gillion - Verdonck	37.642	19	Gillion - Verdonck	41.577	19	Gillion - Verdonck	58.579	6	19	Gillion - Verdonck	2:17.798	2:18.016	6		
7	77	Hefler - Valenza	52.202	77	Hefler - Valenza	55.741	77	Hefler - Valenza	1:18.398	7	77	Hefler - Valenza	3:06.341	3:08.382	7		



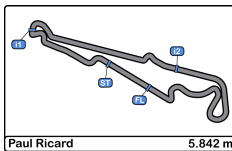


**Paul Ricard**  
**GT Cup Open Europe**  
**Free Practice - 1**  
**Best 5 Lap Times**



Cl	N°	Entrant/Team	Nat	Driver 1	Nat	Status	Driver 2	Nat	Status	Vehicle	Cat	Cl	Best 1		Best 2		Best 3		Best 4		Best 5	
													Time	Lap	Time	Lap	Time	Lap	Time	Lap	Time	Lap
1	10	Baporo Motorsport	ESP	Daniel Díaz-Varela	ESP		Manel Cerqueda	AND		Audi R8 LMS	AM	1	2:11.910	14	2:12.084	13	2:12.880	7	2:12.888	12	2:12.957	11
2	15	NM Racing Team	ESP	Alberto de Martin	ESP		Rafael Villanueva	ESP		Mercedes AMG GT4 HP 2019	PROAM	1	2:13.028	14	2:13.124	11	2:13.843	13	2:14.251	15	2:15.643	10
3	13	Baporo Motorsport	ESP	Jaume Font	ESP					Porsche 991 Cup MY 2018	AM	2	2:13.198	9	2:13.580	10	2:13.974	13	2:14.030	6	2:14.337	14
4	26	NM Racing Team	ESP	Albert Estragues	ESP					Transam Euro 2018	AM	3	2:13.480	10	2:13.539	11	2:13.945	14	2:14.105	9	2:14.696	3
5	99	Sports and You	PRT	Antonio Coimbra	PRT		Luis Silva	PRT		Mercedes AMG GT4 HP 2019	AM	4	2:15.212	4	2:15.215	7	2:15.480	3	2:15.730	6	2:16.015	16
6	19	PROsport Racing	BEL	Rodrigue Gillion	BEL		Nico Verdonck	BEL		Aston Martin Vantage	PROAM	2	2:18.016	14	2:18.365	13	2:19.020	12	2:19.311	10	2:19.336	11
7	77	Team Virage	POL	Robert Hefler	HUN		Philippe Valenza	ESP		Aston Martin Vantage	PROAM	3	3:08.382	4	3:19.220	5	3:19.346	2	4:56.117	3	16:56.13	6



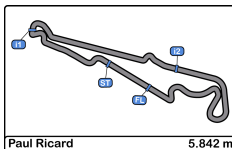


**Paul Ricard**  
**GT Cup Open Europe**  
**Free Practice - 1**  
**Best 5 Top Speeds**



Cl	N°	Entrant/Team	Nat	Driver 1	Nat	Driver 2	Nat	Vehicle	Cat	Cl	Top 1		Top 2		Top 3		Top 4		Top 5		Avg
											Km/h	Lap	Km/h	Lap	Km/h	Lap	Km/h	Lap	Km/h	Lap	
1	15	NM Racing Team	ESP	Alberto de Martin	ESP	Rafael Villanueva	ESP	Mercedes AMG GT4 HP 2019	PROAM	1	242.1	7	241.6	8	241.6	12	241.0	5	241.0	13	241.5
2	10	Baporo Motorsport	ESP	Daniel Díaz-Varela	ESP	Manel Cerqueda	AND	Audi R8 LMS	AM	1	237.8	11	237.3	5	237.3	12	237.3	13	237.3	14	237.4
3	26	NM Racing Team	ESP	Albert Estragues	ESP			Transam Euro 2018	AM	2	236.8	5	236.3	9	236.3	11	236.3	14	235.8	10	236.3
4	13	Baporo Motorsport	ESP	Jaume Font	ESP			Porsche 991 Cup MY 2018	AM	3	232.2	14	232.2	15	231.7	6	231.7	12	231.7	13	231.9
5	99	Sports and You	PRT	Antonio Coimbra	PRT	Luis Silva	PRT	Mercedes AMG GT4 HP 2019	AM	4	226.8	8	226.8	16	226.4	7	226.4	11	226.4	12	226.6
6	19	PROsport Racing	BEL	Rodrigue Gillion	BEL	Nico Verdonck	BEL	Aston Martin Vantage	PROAM	2	224.0	11	224.0	13	223.6	5	223.6	12	223.6	14	223.7
7	77	Team Virage	POL	Robert Hefler	HUN	Philippe Valenza	ESP	Aston Martin Vantage	PROAM	3	160.4	4	147.3	5	145.9	2	81.6	1	81.6	6	123.4





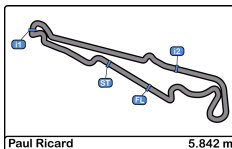
**Paul Ricard**  
**GT Cup Open Europe**  
**Free Practice - 1**  
**Fastest Laps Sequence**



Lap	Time of Day	Session Time	Nº	Entrant/Team	Nat	Driver 1	Nat	Driver 2	Nat	Vehicle	Cat	Time	Km/h
2	17:25:45.756	5:45.756	99	Sports and You		Antonio Coimbra		Luis Silva		Mercedes AMG GT4 HP 2019	AM	2:16.322	153.7
3	17:28:01.236	8:01.236	99	Sports and You		Antonio Coimbra		Luis Silva		Mercedes AMG GT4 HP 2019	AM	2:15.480	154.7
3	17:28:16.932	8:16.932	26	NM Racing Team		Albert Estragues				Transam Euro 2018	AM	2:14.696	155.6
4	17:32:08.844	12:08.844	10	Baporo Motorsport		Daniel Díaz-Varela		Manel Cerqueda		Audi R8 LMS	AM	2:14.527	155.7
5	17:36:22.286	16:22.286	13	Baporo Motorsport		Jaume Font				Porsche 991 Cup MY 2018	AM	2:14.388	155.9
6	17:36:37.397	16:37.397	10	Baporo Motorsport		Daniel Díaz-Varela		Manel Cerqueda		Audi R8 LMS	AM	2:13.904	156.5
7	17:38:50.277	18:50.277	10	Baporo Motorsport		Daniel Díaz-Varela		Manel Cerqueda		Audi R8 LMS	AM	2:12.880	157.7
13	17:56:08.198	36:08.198	10	Baporo Motorsport		Daniel Díaz-Varela		Manel Cerqueda		Audi R8 LMS	AM	2:12.084	158.6
14	17:58:20.108	38:20.108	10	Baporo Motorsport		Daniel Díaz-Varela		Manel Cerqueda		Audi R8 LMS	AM	2:11.910	158.8





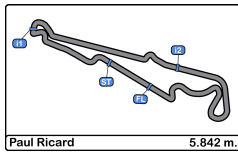


**Paul Ricard**  
**GT Cup Open Europe**  
**Free Practice - 1**  
**Event Best Maximum Speed**



Nº	Entrant/Team	Nat	Driver 1	Nat	Driver 2	Nat	Vehicle	Cat	Km/h	Session
15	NM Racing Team	ESP	Alberto de Martin	ESP	Rafael Villanueva	ESP	Mercedes AMG GT4 HP 2019	PROAM	244.3	Private test
10	Baporo Motorsport	ESP	Daniel Díaz-Varela	ESP	Manel Cerqueda	AND	Audi R8 LMS	AM	239.4	Private test
26	NM Racing Team	ESP	Albert Estragues	ESP			Transam Euro 2018	AM	237.3	Private test
22	PZ Oberer Zürichsee by TFT	CHE	Niki Leutwiler	CHE	Bas Schouten	NLD	Porsche 911 Cup MY 2018	PROAM	233.2	Private test
13	Baporo Motorsport	ESP	Jaume Font	ESP			Porsche 991 Cup MY 2018	AM	232.7	Private test
99	Sports and You	PRT	Antonio Coimbra	PRT	Luis Silva	PRT	Mercedes AMG GT4 HP 2019	AM	226.8	Private test
19	PROsport Racing	DEU	Rodrigue Gillion	BEL	Nico Verdonck	BEL	Aston Martin Vantage	PROAM	225.4	Private test
77	Team Virage	POL	Robert Hefler	HUN	Philippe Valenza	ESP	Aston Martin Vantage	PROAM	160.4	Free Practice - 1





**Paul Ricard**  
**GT Cup Open Europe**  
**Free Practice - 1**  
**Pit Stop Analysis**



**10** Daniel Díaz-Varela AM Baporo Motorsport  
 Manel Cerqueda Audi R8 LMS

Nr.	In Day Time	In Time	Out Time	Pit Time	T. Pit Time	Handicap	Penalty
1	17:41:05.997	17:41:05.997	17:44:57.471	3:51.474	3:51.474		

**13** Jaume Font AM Baporo Motorsport  
 Porsche 991 Cup MY 2018

Nr.	In Day Time	In Time	Out Time	Pit Time	T. Pit Time	Handicap	Penalty
1	17:40:50.084	17:40:50.084	17:43:26.873	2:36.789	2:36.789		

**15** Alberto de Martin PROAM NM Racing Team  
 Rafael Villanueva Mercedes AMG GT4 HP 2019

Nr.	In Day Time	In Time	Out Time	Pit Time	T. Pit Time	Handicap	Penalty
1	17:39:46.700	17:39:46.700	17:44:29.673	4:42.973	4:42.973		

**19** Rodrigue Gillion PROAM PROsport Racing  
 Nico Verdonck Aston Martin Vantage

Nr.	In Day Time	In Time	Out Time	Pit Time	T. Pit Time	Handicap	Penalty
1	17:46:12.118	17:46:12.118	17:47:21.147	1:09.029	1:09.029		

**26** Albert Estragues AM NM Racing Team  
 Transam Euro 2018

Nr.	In Day Time	In Time	Out Time	Pit Time	T. Pit Time	Handicap	Penalty
1	17:35:18.845	17:35:18.845	17:41:55.541	6:36.696	6:36.696		
2	17:55:43.653	17:55:43.653	17:57:13.373	1:29.720	8:06.416		

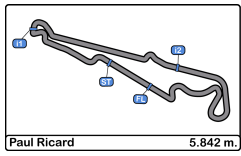
**77** Robert Hefler PROAM Team Virage  
 Philippe Valenza Aston Martin Vantage

Nr.	In Day Time	In Time	Out Time	Pit Time	T. Pit Time	Handicap	Penalty
1	17:27:19.604	17:27:19.604	17:29:07.757	1:48.153	1:48.153		
2	17:38:42.287	17:38:42.287	17:52:39.904	13:57.617	15:45.770		

**99** Antonio Coimbra AM Sports and You  
 Luis Silva Mercedes AMG GT4 HP 2019

Nr.	In Day Time	In Time	Out Time	Pit Time	T. Pit Time	Handicap	Penalty
1	17:39:24.089	17:39:24.089	17:42:01.517	2:37.428	2:37.428		





**Paul Ricard**  
**GT Cup Open Europe**  
**Free Practice - 1**  
**Weather Report**



### Air Temperature

Sin datos disponibles

### Track Temperature

Sin datos disponibles

### Humidity

Sin datos disponibles

### Pressure

Sin datos disponibles

### Wind Speed

Sin datos disponibles

### Wind direction

North = 0°/360° Est = 90° South = 180° West = 270°

Sin datos disponibles