

**Paul Ricard**  
**GT Cup Open Europe**  
 Private test  
**Provisional Results**



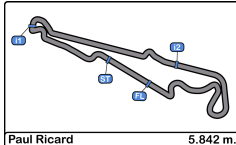
Cls	Nº	Entrant/Team	Nat	Driver 1	Nat	Driver 2	Nat	Vehicle	Cat	Cls	Laps	Best	Time	Gap	Interval	Km/h
1	22	PZ Oberer Zürichsee by TFT	CHE	Niki Leutwiler	CHE	Bas Schouten	NLD	Porsche 911 Cup MY 2018	PROAM	1	16	8	2:12.375			158.3
2	15	NM Racing Team	ESP	Alberto de Martin	ESP	Rafael Villanueva	ESP	Mercedes AMG GT4 HP 2019	PROAM	2	15	13	2:12.765	0.390	0.390	157.8
3	10	Baporo Motorsport	ESP	Daniel Díaz-Varela	ESP	Manel Cerqueda	AND	Audi R8 LMS	AM	1	14	13	2:13.184	0.809	0.419	157.3
4	13	Baporo Motorsport	ESP	Jaume Font	ESP			Porsche 991 Cup MY 2018	AM	2	15	13	2:13.756	1.381	0.572	156.6
5	19	PROsport Racing	DEU	Rodrigue Gillion	BEL	Nico Verdonck	BEL	Aston Martin Vantage	PROAM	3	13	9	2:14.983	2.608	1.227	155.2
6	99	Sports and You	PRT	Antonio Coimbra	PRT	Luis Silva	PRT	Mercedes AMG GT4 HP 2019	AM	3	15	10	2:15.964	3.589	0.981	154.1
7	26	NM Racing Team	ESP	Albert Estragues	ESP			Transam Euro 2018	AM	4	16	15	2:16.015	3.640	0.051	154.0

Published at:.....

Track Temp: 54.1 °C    Air Temp: 28.6 °C    Humidity: 44 %    Track Status: DRY

<b>Stewards:</b>	<b>Race Director:</b>	<b>Timekeeper:</b> 
------------------	-----------------------	--





**Paul Ricard**  
**GT Cup Open Europe**  
**Private test**  
**Provisional Results by Class**



Cls	Nº	Entrant/Team	Nat	Driver 1	Nat	Driver 2	Nat	Vehicle	Cat	Cls	Laps	Best	Time	Gap	Interval	Km/h
<b>PROAM</b>																
1	22	PZ Oberer Zürichsee by TFT	CH	Niki Leutwiler	CH	Bas Schouten	NL	Porsche 911 Cup MY 2018	PROAM	1	16	8	2:12.375			158.3
2	15	NM Racing Team	ES	Alberto de Martin	ES	Rafael Villanueva	ES	Mercedes AMG GT4 HP 2019	PROAM	2	15	13	2:12.765	0.390	0.390	157.8
3	19	PROsport Racing	FR	Rodrigue Gillion	BE	Nico Verdonck	BE	Aston Martin Vantage	PROAM	3	13	9	2:14.983	2.608	2.218	155.2
<b>AM</b>																
1	10	Baporo Motorsport	ES	Daniel Díaz-Varela	ES	Manel Cerqueda	AN	Audi R8 LMS	AM	1	14	13	2:13.184			157.3
2	13	Baporo Motorsport	ES	Jaume Font	ES			Porsche 991 Cup MY 2018	AM	2	15	13	2:13.756	0.572	0.572	156.6
3	99	Sports and You	PT	Antonio Coimbra	PT	Luis Silva	PT	Mercedes AMG GT4 HP 2019	AM	3	15	10	2:15.964	2.780	2.208	154.1
4	26	NM Racing Team	ES	Albert Estragues	ES			Transam Euro 2018	AM	4	16	15	2:16.015	2.831	0.051	154.0

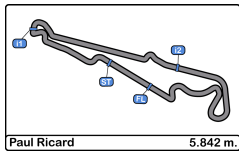
Published at:.....

Track Temp: 54.1 °C    Air Temp: 28.6 °C    Humidity: 44 %    Track Status: DRY

<b>Stewards:</b>	<b>Race Director:</b>	<b>Timekeeper:</b> 
------------------	-----------------------	--







**Paul Ricard**  
**GT Cup Open Europe**  
 Private test  
**Lap Analysis**

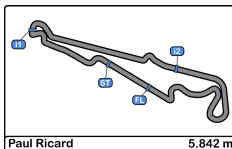


**99**                      1 Antonio Coimbra                      Mercedes AMG GT4 HP 2019

AM                      2 Luis Silva                      Sports and You

Lap	D	Time	Sector 1	Sector 2	Sector 3	T. Spd	Elapsed
1		15:24:58.625	15:23:06.138	48.886	1:03.601	111.4	15:24:58.625
2		2:22.300	38.681	43.148	1:00.471	223.6	15:27:20.925
3		2:18.573	38.103	41.736	58.734	225.9	15:29:39.498
4		2:18.718	38.637	41.463	58.618	225.4	15:31:58.216
5		2:17.575	37.670	42.058	57.847	226.8	15:34:15.791
6		2:16.471	37.431	41.388	57.652	226.8	15:36:32.262
7		2:16.346	37.375	41.404	<b>57.567</b>	225.9	15:38:48.608
8		2:17.262	37.288	41.522	58.452	226.8	15:41:05.870
9		2:20.744	37.260	41.367	1:02.117	225.9	15:43:26.614
10		<b>2:15.964</b>	<b>36.919</b>	<b>41.263</b>	57.782	226.8	15:45:42.578
11		11:32.729 P	37.417	41.778	10:13.534	226.4	15:57:15.307
12		2:49.210	1:00.680	45.971	1:02.559	98.1	16:00:04.517
13		2:24.555	39.988	42.953	1:01.614	225.4	16:02:29.072
14		2:19.742	38.224	41.848	59.670	225.9	16:04:48.814
15		2:19.171	37.853	41.886	59.432	224.5	16:07:07.985
16			51.360	59.045		226.4	



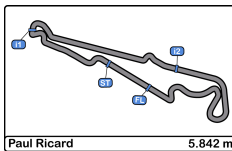


Paul Ricard  
 GT Cup Open Europe  
 Private test  
**Best Sectors Results**



Sector - 1				Sector - 2				Sector - 3				Ideal Lap vs Best Lap				
Clas	Nº	Driver	Time	Nº	Driver	Time	Nº	Driver	Time	Clas	Nº	Driver	Ideal Lap	Best Lap	Clas	
1	15	de Martin - Villanueva	36.027	10	Díaz-Varela - Cerqueda	39.722	22	Leutwiler - Schouten	56.300	1	22	Leutwiler - Schouten	2:12.308	2:12.375	1	
2	22	Leutwiler - Schouten	36.127	15	de Martin - Villanueva	39.780	10	Díaz-Varela - Cerqueda	56.596	2	10	Díaz-Varela - Cerqueda	2:12.665	2:13.184	3	
3	10	Díaz-Varela - Cerqueda	36.347	22	Leutwiler - Schouten	39.881	13	Jaume Font	56.728	3	15	de Martin - Villanueva	2:12.765	2:12.765	2	
4	13	Jaume Font	36.466	13	Jaume Font	40.339	15	de Martin - Villanueva	56.958	4	13	Jaume Font	2:13.533	2:13.756	4	
5	19	Gillion - Verdonck	36.771	26	Albert Estragues	40.445	19	Gillion - Verdonck	57.171	5	19	Gillion - Verdonck	2:14.680	2:14.983	5	
6	99	Coimbra - Silva	36.919	19	Gillion - Verdonck	40.738	99	Coimbra - Silva	57.567	6	99	Coimbra - Silva	2:15.749	2:15.964	6	
7	26	Albert Estragues	37.455	99	Coimbra - Silva	41.263	26	Albert Estragues	58.011	7	26	Albert Estragues	2:15.911	2:16.015	7	



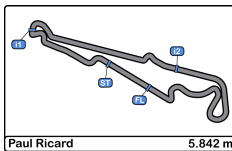


**Paul Ricard**  
**GT Cup Open Europe**  
**Private test**  
**Best 5 Lap Times**



Cl	N°	Entrant/Team	Nat	Driver 1	Nat	Status	Driver 2	Nat	Status	Vehicle	Cat	Cl	Best 1		Best 2		Best 3		Best 4		Best 5	
													Time	Lap	Time	Lap	Time	Lap	Time	Lap	Time	Lap
1	22	PZ Oberer Zürichsee by TFT		Niki Leutwiler		CHE	Bas Schouten		NLD	Porsche 911 Cup MY 2018	PROAM	1	2:12.375	8	2:13.380	7	2:13.470	6	2:13.511	12	2:13.989	11
2	15	NM Racing Team		Alberto de Martin		ESP	Rafael Villanueva		ESP	Mercedes AMG GT4 HP 2019	PROAM	2	2:12.765	13	2:13.468	11	2:13.501	9	2:13.989	7	2:15.896	8
3	10	Baporo Motorsport		Daniel Díaz-Varela		ESP	Manel Cerqueda		ESP	Audi R8 LMS	AM	1	2:13.184	13	2:14.073	9	2:14.167	12	2:14.739	6	2:22.488	4
4	13	Baporo Motorsport		Jaume Font		ESP				Porsche 991 Cup MY 2018	AM	2	2:13.756	13	2:13.868	8	2:14.221	9	2:14.407	14	2:14.709	6
5	19	PROsport Racing		Rodrigue Gillion		BEL	Nico Verdonck		BEL	Aston Martin Vantage	PROAM	3	2:14.983	9	2:14.991	10	2:15.694	6	2:15.986	3	2:24.119	11
6	99	Sports and You		Antonio Coimbra		PRT	Luis Silva		PRT	Mercedes AMG GT4 HP 2019	AM	3	2:15.964	10	2:16.346	7	2:16.471	6	2:17.262	8	2:17.575	5
7	26	NM Racing Team		Albert Estragues		ESP				Transam Euro 2018	AM	4	2:16.015	15	2:16.713	14	2:16.958	13	2:19.095	12	2:22.514	11





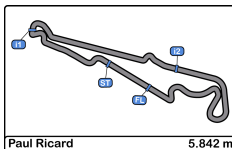
**Paul Ricard**  
**GT Cup Open Europe**  
**Private test**  
**Best 5 Top Speeds**



Paul Ricard 5.842 m.

Cl	N°	Entrant/Team	Nat	Driver 1	Nat	Driver 2	Nat	Vehicle	Cat	Cl	Top 1		Top 2		Top 3		Top 4		Top 5		Avg
											Km/h	Lap	Km/h	Lap	Km/h	Lap	Km/h	Lap	Km/h	Lap	
1	15	NM Racing Team	ESP	Alberto de Martin	ESP	Rafael Villanueva	ESP	Mercedes AMG GT4 HP 2019	PROAM	1	244.3	12	243.7	7	243.2	8	243.2	9	243.2	10	243.5
2	10	Baporo Motorsport	ESP	Daniel Diaz-Varela	ESP	Manel Cerqueda	AND	Audi R8 LMS	AM	1	239.4	13	237.8	14	236.8	10	236.3	12	235.8	6	237.2
3	26	NM Racing Team	ESP	Albert Estragues	ESP			Transam Euro 2018	AM	2	237.3	13	235.2	14	233.2	11	233.2	15	214.2	12	230.6
4	22	PZ Oberer Zürichsee by TFT	CHE	Niki Leutwiler	CHE	Bas Schouten	NLD	Porsche 911 Cup MY 2018	PROAM	2	233.2	12	233.2	15	233.2	16	232.7	7	232.7	8	233.0
5	13	Baporo Motorsport	ESP	Jaume Font	ESP			Porsche 991 Cup MY 2018	AM	3	232.7	15	232.2	14	231.7	7	231.7	10	231.7	13	232.0
6	99	Sports and You	PRT	Antonio Coimbra	PRT	Luis Silva	PRT	Mercedes AMG GT4 HP 2019	AM	4	226.8	5	226.8	6	226.8	8	226.8	10	226.4	11	226.7
7	19	PROsport Racing	DEU	Rodrigue Gillion	BEL	Nico Verdonck	BEL	Aston Martin Vantage	PROAM	3	225.4	4	225.0	9	225.0	11	224.5	7	224.0	6	224.8





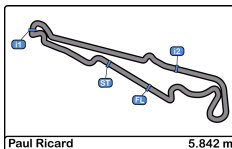
**Paul Ricard**  
**GT Cup Open Europe**  
**Private test**  
**Fastest Laps Sequence**



Lap	Time of Day	Session Time	Nº	Entrant/Team	Nat	Driver 1	Nat	Driver 2	Nat	Vehicle	Cat	Time	Km/h
2	15:26:03.473	6:03.473	22	PZ Oberer Zürichsee by TFT		Niki Leutwiler		Bas Schouten		Porsche 911 Cup MY 2018	PROAM	2:19.627	150.1
3	15:28:55.232	8:55.232	13	Baporo Motorsport		Jaume Font				Porsche 991 Cup MY 2018	AM	2:19.029	150.7
3	15:29:39.498	9:39.498	99	Sports and You		Antonio Coimbra		Luis Silva		Mercedes AMG GT4 HP 2019	AM	2:18.573	151.2
3	15:31:10.188	11:10.188	19	PROsport Racing		Rodrigue Gillion		Nico Verdonck		Aston Martin Vantage	PROAM	2:15.986	154.1
6	15:37:40.299	17:40.299	10	Baporo Motorsport		Daniel Díaz-Varela		Manel Cerqueda		Audi R8 LMS	AM	2:14.739	155.5
6	15:39:01.820	19:01.820	13	Baporo Motorsport		Jaume Font				Porsche 991 Cup MY 2018	AM	2:14.709	155.5
6	15:40:01.946	20:01.946	22	PZ Oberer Zürichsee by TFT		Niki Leutwiler		Bas Schouten		Porsche 911 Cup MY 2018	PROAM	2:13.470	157.0
7	15:42:15.326	22:15.326	22	PZ Oberer Zürichsee by TFT		Niki Leutwiler		Bas Schouten		Porsche 911 Cup MY 2018	PROAM	2:13.380	157.1
8	15:44:27.701	24:27.701	22	PZ Oberer Zürichsee by TFT		Niki Leutwiler		Bas Schouten		Porsche 911 Cup MY 2018	PROAM	2:12.375	158.3





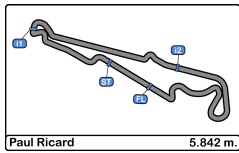


**Paul Ricard**  
**GT Cup Open Europe**  
**Private test**  
**Event Best Maximum Speed**



Nº	Entrant/Team	Nat	Driver 1	Nat	Driver 2	Nat	Vehicle	Cat	Km/h	Session
15	NM Racing Team	ESP	Alberto de Martin	ESP	Rafael Villanueva	ESP	Mercedes AMG GT4 HP 2019	PROAM	244.3	Private test
10	Baporo Motorsport	ESP	Daniel Díaz-Varela	ESP	Manel Cerqueda	AND	Audi R8 LMS	AM	239.4	Private test
26	NM Racing Team	ESP	Albert Estragues	ESP			Transam Euro 2018	AM	237.3	Private test
22	PZ Oberer Zürichsee by TFT	CHE	Niki Leutwiler	CHE	Bas Schouten	NLD	Porsche 911 Cup MY 2018	PROAM	233.2	Private test
13	Baporo Motorsport	ESP	Jaume Font	ESP			Porsche 991 Cup MY 2018	AM	232.7	Private test
99	Sports and You	PRT	Antonio Coimbra	PRT	Luis Silva	PRT	Mercedes AMG GT4 HP 2019	AM	226.8	Private test
19	PROsport Racing	DEU	Rodrigue Gillion	BEL	Nico Verdonck	BEL	Aston Martin Vantage	PROAM	225.4	Private test





**Paul Ricard**  
**GT Cup Open Europe**  
**Private test**  
**Pit Stop Analysis**



**10**

Daniel Díaz-Varela AM Baporo Motorsport  
 Manel Cerqueda Audi R8 LMS

Nr.	In Day Time	In Time	Out Time	Pit Time	T. Pit Time	Handicap	Penalty
1	15:40:09.066	15:40:09.066	15:42:59.965	2:50.899	2:50.899		
2	15:49:53.862	15:49:53.862	15:53:29.471	3:35.609	6:26.508		

**13**

Jaume Font AM Baporo Motorsport  
 Porsche 991 Cup MY 2018

Nr.	In Day Time	In Time	Out Time	Pit Time	T. Pit Time	Handicap	Penalty
1	15:31:26.287	15:31:26.287	15:34:28.665	3:02.378	3:02.378		
2	15:47:58.757	15:47:58.757	15:51:11.421	3:12.664	6:15.042		
3	16:02:30.047	16:02:30.047	16:06:54.509	4:24.462	10:39.504		

**15**

Alberto de Martin PROAM NM Racing Team  
 Rafael Villanueva Mercedes AMG GT4 HP 2019

Nr.	In Day Time	In Time	Out Time	Pit Time	T. Pit Time	Handicap	Penalty
1	15:32:55.201	15:32:55.201	15:39:25.604	6:30.403	6:30.403		
2	16:02:33.129	16:02:33.129	16:05:16.823	2:43.694	9:14.097		

**19**

Rodrigue Gillion PROAM PROsport Racing  
 Nico Verdonck Aston Martin Vantage

Nr.	In Day Time	In Time	Out Time	Pit Time	T. Pit Time	Handicap	Penalty
1	15:24:04.917	15:24:04.917	15:26:36.172	2:31.255	2:31.255		
2	15:33:24.984	15:33:24.984	15:36:21.215	2:56.231	5:27.486		
3	15:43:08.149	15:43:08.149	15:48:30.070	5:21.921	10:49.407		
4	15:57:30.074	15:57:30.074	16:02:32.127	5:02.053	15:51.460		

**22**

Niki Leutwiler PROAM PZ Oberer Zürichsee by TFT  
 Bas Schouten Porsche 911 Cup MY 2018

Nr.	In Day Time	In Time	Out Time	Pit Time	T. Pit Time	Handicap	Penalty
1	15:28:59.105	15:28:59.105	15:33:13.426	4:14.321	4:14.321		
2	15:46:37.693	15:46:37.693	15:49:27.246	2:49.553	7:03.874		
3	15:58:23.815	15:58:23.815	16:00:59.553	2:35.738	9:39.612		

**26**

Albert Estragues AM NM Racing Team  
 Transam Euro 2018

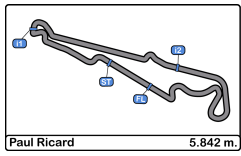
Nr.	In Day Time	In Time	Out Time	Pit Time	T. Pit Time	Handicap	Penalty
1	15:28:41.239	15:28:41.239	15:30:46.077	2:04.838	2:04.838		
2	15:41:25.726	15:41:25.726	15:42:52.572	1:26.846	3:31.684		
3	15:50:12.616	15:50:12.616	15:52:37.836	2:25.220	5:56.904		

**99**

Antonio Coimbra AM Sports and You  
 Luis Silva Mercedes AMG GT4 HP 2019

Nr.	In Day Time	In Time	Out Time	Pit Time	T. Pit Time	Handicap	Penalty
1	15:48:03.302	15:48:03.302	15:57:32.542	9:29.240	9:29.240		





**Paul Ricard**  
**GT Cup Open Europe**  
**Private test**  
**Weather Report**



### Air Temperature

Sin datos disponibles

### Track Temperature

Sin datos disponibles

### Humidity

Sin datos disponibles

### Pressure

Sin datos disponibles

### Wind Speed

Sin datos disponibles

### Wind direction

North = 0°/360° Est = 90° South = 180° West = 270°

Sin datos disponibles