



Real Federación Española
de Automovilismo



GT Cup Open Europe

Round 1

Hungaroring

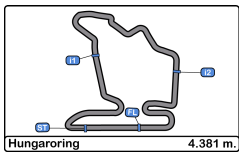
8th – 9th August 2020

Results booklet



Provided by Cronococa S.L.
www.cronococa.com






Hungaroring
GT Cup Open Europe
Private test - 1
Provisional Results



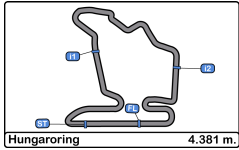
Cls	Nº	Entrant/Team	Nat	Driver 1	Nat	Driver 2	Nat	Vehicle	Cat	Cls	Laps	Best	Time	Gap	Interval	Km/h
1	51	Ombra Racing	ITA	Aldo Festante	ITA			Porsche 911 GT3 Cup 2018	PROAM	1	17	16	1:50.687			142.4
2	99	Sports and You	PRT	Antonio Coimbra	PRT	Luis Silva	PRT	Mercedes AMG GT4 HP 2019	AM	1	22	7	1:52.410	1.723	1.723	140.3
3	13	Baporo Motorsport	ESP	Jaume Font	ESP			Porsche 991 Cup MY 2018	AM	2	24	20	1:52.772	2.085	0.362	139.8
4	10	Baporo Motorsport	ESP	Daniel Díaz-Varela	ESP	Manel Cerqueda	AND	Audi R8 LMS	AM	3	25	15	1:52.880	2.193	0.108	139.7
5	26	NM Racing Team	ESP	Albert Estragues	ESP			Transam Euro 2018	AM	4	23	17	1:53.753	3.066	0.873	138.6
6	77	Team Virage	HUN	Robert Hefler	HUN	Philippe Valenza	ESP	Aston Martin Vantage	PROAM	2	24	18	1:56.018	5.331	2.265	135.9
7	88	Team Virage	POL	Stephane Adler	FRA	Michael Blanchemain	FRA	Aston Martin Vantage	AM	5	11	10	2:02.117	11.430	6.099	129.1

Published at:.....

Track Temp: 44.0 °C Air Temp: 29.5 °C Humidity: 40 % Track Status: DRY

Stewards:	Race Director:	Timekeeper: 
-----------	----------------	---






Hungaroring
GT Cup Open Europe
Private test - 1
Provisional Results by Class



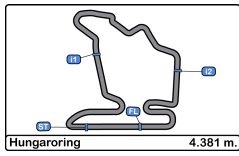
Cls	Nº	Entrant/Team	Nat	Driver 1	Nat	Driver 2	Nat	Vehicle	Cat	Cls	Laps	Best	Time	Gap	Interval	Km/h
PROAM																
1	51	Ombra Racing	ITA	Aldo Festante	ITA			Porsche 911 GT3 Cup 2018	PROAM	1	17	16	1:50.687			142.4
2	77	Team Virage	HUN	Robert Hefler	HUN	Philippe Valenza	ESP	Aston Martin Vantage	PROAM	2	24	18	1:56.018	5.331	5.331	135.9
AM																
1	99	Sports and You	PRT	Antonio Coimbra	PRT	Luis Silva	PRT	Mercedes AMG GT4 HP 2019	AM	1	22	7	1:52.410			140.3
2	13	Baporo Motorsport	ESP	Jaume Font	ESP			Porsche 991 Cup MY 2018	AM	2	24	20	1:52.772	0.362	0.362	139.8
3	10	Baporo Motorsport	ESP	Daniel Díaz-Varela	ESP	Manel Cerqueda	AND	Audi R8 LMS	AM	3	25	15	1:52.880	0.470	0.108	139.7
4	26	NM Racing Team	ESP	Albert Estragues	ESP			Transam Euro 2018	AM	4	23	17	1:53.753	1.343	0.873	138.6
5	88	Team Virage	FRA	Stephane Adler	FRA	Michael Blanchemain	FRA	Aston Martin Vantage	AM	5	11	10	2:02.117	9.707	8.364	129.1

Published at:.....

Track Temp: 44.0 °C Air Temp: 29.5 °C Humidity: 40 % Track Status: DRY

Stewards:	Race Director:	Timekeeper: 
------------------	-----------------------	--





Hungaroring
GT Cup Open Europe
Private test - 1
Lap Analysis



10

1 Daniel Díaz-Varela

Audi R8 LMS

26

1 Albert Estragues

Transam Euro 2018

AM

2 Manel Cerqueda

Baporo Motorsport

AM

2

NM Racing Team

Lap	D	Time	Sector 1	Sector 2	Sector 3	T. Spd	Elapsed	Lap	D	Time	Sector 1	Sector 2	Sector 3	T. Spd	Elapsed
1	2	15:53:15.504	15:51:32.230	59.828	43.446		15:53:15.504	1	2	15:53:37.543	15:51:57.581	59.675	40.287		15:53:37.543
2	2	2:34.194	1:00.322	54.559	39.313	131.2	15:55:49.698	2		2:16.881	48.996	50.673	37.212	191.1	15:55:54.424
3	2	2:20.830	54.157	50.242	36.431	141.5	15:58:10.528	3		2:21.727	52.719	51.513	37.495	152.3	15:58:16.151
4	2	2:09.393	45.475	48.350	35.568	213.8	16:00:19.921	4		2:14.217	48.050	49.807	36.360	185.5	16:00:30.368
5	2	2:06.053	44.600	46.673	34.780	208.0	16:02:25.974	5		2:10.813	45.472	48.156	37.185	212.1	16:02:41.181
6	2	2:01.737	42.989	45.288	33.460	219.5	16:04:27.711	6		2:38.770 P	53.493	56.822	48.455	178.5	16:05:19.951
7	2	2:15.269 P	42.351	47.195	45.723	222.2	16:06:42.980	7		4:16.645	2:53.994	47.975	34.676		16:09:36.596
8	2	4:49.352	3:27.882	46.715	34.755		16:11:32.332	8		2:02.690	43.211	45.955	33.524	216.0	16:11:39.286
9	2	1:59.849	42.319	44.357	33.173	208.8	16:13:32.181	9		2:00.380	41.859	44.700	33.821	221.7	16:13:39.666
10	2	1:55.456	40.342	43.005	32.109	225.0	16:15:27.637	10		2:25.509 P	48.269	54.151	43.089	225.0	16:16:05.175
11	2	1:54.106	40.233	42.141	31.732	224.0	16:17:21.743	11		9:57.115	8:36.911	46.435	33.769		16:26:02.290
12	2	2:07.332 P	41.341	46.914	39.077	225.4	16:19:29.075	12		1:58.837	41.321	44.710	32.806	222.2	16:28:01.127
13	2	5:53.753	4:37.539	44.577	31.637		16:25:22.828	13		1:57.523	41.457	43.698	32.368	223.1	16:29:58.650
14	2	1:53.349	39.813	41.927	31.609	224.0	16:27:16.177	14		1:55.854	40.848	43.046	31.960	225.0	16:31:54.504
15	2	1:52.880	39.615	41.890	31.375	225.9	16:29:09.057	15		1:55.074	40.623	42.466	31.985	225.4	16:33:49.578
16	2	1:58.759 P	39.573	41.861	37.325	225.0	16:31:07.816	16		1:54.241	40.370	42.241	31.630	225.4	16:35:43.819
17	2	5:39.605	4:23.549	44.264	31.792		16:36:47.421	17		1:53.753	39.958	42.216	31.579	225.9	16:37:37.572
18	2	1:55.246	40.394	43.182	31.670	222.2	16:38:42.667	18		2:05.711 P	43.739	44.989	36.983	224.5	16:39:43.283
19	2	1:55.908	40.170	44.301	31.437	223.1	16:40:38.575	19		5:30.137	4:00.900	52.946	36.291		16:45:13.420
20	2	1:54.327	40.136	42.570	31.621	224.0	16:42:32.902	20		2:09.750	45.035	48.301	36.414	223.1	16:47:23.170
21	2	1:54.166	40.399	42.246	31.521	224.5	16:44:27.068	21		1:54.950	40.797	42.397	31.756	226.4	16:49:18.120
22	2	1:54.542	40.227	42.649	31.666	223.1	16:46:21.610	22		1:57.777	41.575	44.035	32.167	228.3	16:51:15.897
23	2	1:53.807	40.120	42.100	31.587	223.6	16:48:15.417	23		2:18.284 P	46.205	49.502	42.577	219.0	16:53:34.181
24	2	1:54.191	40.144	42.550	31.497	224.0	16:50:09.608								
25	2	2:19.308 P	55.223	47.299	36.786	175.0	16:52:28.916								

13

1 Jaume Font

Porsche 991 Cup MY 2018

51

1 Aldo Festante

Porsche 911 GT3 Cup 2018

AM

2

Baporo Motorsport

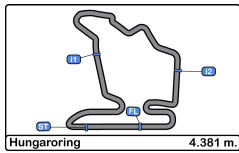
PROAM

2

Ombra Racing

Lap	D	Time	Sector 1	Sector 2	Sector 3	T. Spd	Elapsed	Lap	D	Time	Sector 1	Sector 2	Sector 3	T. Spd	Elapsed
1	1	15:53:03.200	15:51:36.571	51.190	35.439		15:53:03.200	1	2	16:14:58.847	16:13:43.930	43.223	31.694		16:14:58.847
2	1	1:57.808	41.695	43.896	32.217	216.8	15:55:01.008	2		1:53.129	39.963	41.732	31.434	219.9	16:16:51.976
3	1	1:57.666	40.539	45.384	31.743	218.6	15:56:58.674	3		1:57.308	41.612	42.765	32.931	220.4	16:18:49.284
4	1	1:53.781	40.273	42.049	31.459	219.0	15:58:52.455	4		1:52.717	40.018	41.588	31.111	219.9	16:20:42.001
5	1	1:53.616	40.013	42.088	31.515	220.4	16:00:46.071	5		1:53.385	39.860	41.512	32.013	220.8	16:22:35.386
6	1	1:53.290	39.926	41.839	31.525	219.5	16:02:39.361	6		1:52.403	39.691	41.661	31.051	220.8	16:24:27.789
7	1	2:06.636 P	43.065	42.319	41.252	219.0	16:04:45.997	7		2:02.556 P	40.389	42.624	39.543	220.8	16:26:30.345
8	1	5:05.310	3:50.093	42.571	32.646		16:09:51.307	8		6:07.986	4:48.513	45.543	33.930		16:32:38.331
9	1	1:53.499	39.937	42.069	31.493	219.0	16:11:44.806	9		1:54.715	41.074	42.417	31.224	216.8	16:34:33.046
10	1	1:54.022	39.841	42.045	32.136	219.9	16:13:38.828	10		1:51.730	39.298	40.844	31.588	220.4	16:36:24.776
11	1	1:59.310 P	40.022	43.037	36.251	221.3	16:15:38.138	11		1:50.904	39.250	40.934	30.720	220.8	16:38:15.680
12	1	9:52.511	8:38.061	42.778	31.672		16:25:30.649	12		2:07.527 P	43.535	45.449	38.543	221.3	16:40:23.207
13	1	1:53.500	39.862	42.139	31.499	219.5	16:27:24.149	13		4:11.570	2:44.981	49.529	37.060		16:44:34.777
14	1	1:53.418	39.852	41.934	31.632	220.8	16:29:17.567	14		1:50.884	39.321	40.811	30.752	220.4	16:46:25.661
15	1	1:53.202	39.801	41.833	31.568	220.8	16:31:10.769	15		2:05.145	46.261	46.471	32.413	221.7	16:48:30.806
16	1	1:53.863	39.958	42.277	31.628	220.8	16:33:04.632	16		1:50.687	39.275	40.733	30.679	220.4	16:50:21.493
17	1	1:53.235	39.917	41.730	31.588	220.4	16:34:57.867	17		2:00.654 P	40.971	42.165	37.518	221.7	16:52:22.147
18	1	2:10.529 P	45.179	46.430	38.920	220.4	16:37:08.396								
19	1	4:24.572	3:10.227	42.266	32.079		16:41:32.968								
20	1	1:52.772	39.715	41.609	31.448	220.4	16:43:25.740								
21	1	2:02.860	45.652	44.774	32.434	220.4	16:45:28.600								
22	1	1:53.493	39.748	42.007	31.738	222.2	16:47:22.093								
23	1	1:54.401	39.915	41.995	32.491	219.0	16:49:16.494								
24	1	2:02.045 P	40.483	44.234	37.328	220.4	16:51:18.539								





Hungaroring
GT Cup Open Europe
Private test - 1
Lap Analysis



77

1 Robert Hefler

Aston Martin Vantage

99

1 Antonio Coimbra

Mercedes AMG GT4 HP 2019

PROAM

2 Philippe Valenza

Team Virage

AM

2 Luis Silva

Sports and You

Lap	D	Time	Sector 1	Sector 2	Sector 3	T. Spd	Elapsed	Lap	D	Time	Sector 1	Sector 2	Sector 3	T. Spd	Elapsed
1	1	15:52:28.114	15:50:56.081	53.766	38.267		15:52:28.114	1	2	15:54:15.293	P 15:52:52.101	46.268	36.924		15:54:15.293
2		2:15.616	P 45.172	48.320	42.124	204.9	15:54:43.730	2		5:28.345	4:13.261	43.520	31.564		15:59:43.638
3		6:13.010	4:52.158	46.396	34.456		16:00:56.740	3		1:54.337	40.146	42.726	31.465	225.4	16:01:37.975
4		1:59.099	42.339	43.773	32.987	212.5	16:02:55.839	4		1:53.195	39.762	42.070	31.363	225.9	16:03:31.170
5		2:00.184	42.062	45.012	33.110	213.8	16:04:56.023	5		1:52.992	39.853	41.948	31.191	227.3	16:05:24.162
6		1:57.684	41.711	43.284	32.689	213.4	16:06:53.707	6		1:52.546	39.504	41.882	31.160	225.9	16:07:16.708
7		1:57.177	41.401	43.270	32.506	212.5	16:08:50.884	7		1:52.410	39.540	41.638	31.232	226.4	16:09:09.118
8		2:00.699	41.673	45.082	33.944	212.1	16:10:51.583	8		2:01.041	P 39.699	44.292	37.050	226.4	16:11:10.159
9		1:57.020	41.780	42.880	32.360	214.7	16:12:48.603	9		5:07.897	3:54.093	42.323	31.481		16:16:18.056
10		2:03.398	P 41.421	42.847	39.130	214.2	16:14:52.001	10		1:52.970	39.834	41.930	31.206	226.4	16:18:11.026
11		6:16.087	4:56.956	45.622	33.509		16:21:08.088	11		1:53.235	39.541	42.355	31.339	226.8	16:20:04.261
12		1:59.042	42.656	43.940	32.446	210.5	16:23:07.130	12		2:02.056	P 39.896	43.930	38.230	226.4	16:22:06.317
13		1:56.974	41.321	43.060	32.593	214.2	16:25:04.104	13		6:19.063	4:57.538	48.118	33.407		16:28:25.380
14		1:56.880	41.331	43.016	32.533	214.7	16:27:00.984	14		2:04.316	42.341	48.559	33.416	222.2	16:30:29.696
15		1:56.302	41.143	42.642	32.517	215.5	16:28:57.286	15		1:59.504	41.505	45.541	32.458	221.3	16:32:29.200
16		2:02.611	P 41.282	43.078	38.251	214.2	16:30:59.897	16		1:56.699	40.623	43.911	32.165	223.6	16:34:25.899
17		4:21.432	3:05.956	43.118	32.358		16:35:21.329	17		2:07.904	P 40.798	45.643	41.463	224.5	16:36:33.803
18		1:56.018	40.984	42.650	32.384	214.7	16:37:17.347	18		5:00.986	3:40.181	45.912	34.893		16:41:34.789
19		1:56.075	40.816	42.930	32.329	214.2	16:39:13.422	19		2:02.178	42.281	46.669	33.228	224.0	16:43:36.967
20		2:08.350	P 41.881	43.806	42.663	214.7	16:41:21.772	20		1:58.092	40.922	44.589	32.581	224.5	16:45:35.059
21		4:40.069	3:23.033	44.282	32.754		16:46:01.841	21		1:57.655	40.980	44.367	32.308	225.4	16:47:32.714
22		1:56.535	41.091	43.253	32.191	214.2	16:47:58.376	22		2:06.471	P 41.145	44.740	40.586	225.4	16:49:39.185
23		1:56.274	41.138	42.848	32.288	215.1	16:49:54.650								
24		2:06.946	P 41.532	42.995	42.419	214.2	16:52:01.596								

88

1 Stephane Adler

Aston Martin Vantage

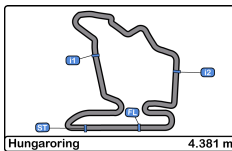
AM

2 Michael Blanchemain

Team Virage

Lap	D	Time	Sector 1	Sector 2	Sector 3	T. Spd	Elapsed
1	2	16:28:20.195	16:26:48.669	53.643	37.883		16:28:20.195
2		2:13.402	45.252	50.374	37.776	210.9	16:30:33.597
3		2:11.272	44.431	50.140	36.701	209.7	16:32:44.869
4		2:07.979	43.985	48.060	35.934	211.3	16:34:52.848
5		2:06.458	43.897	47.383	35.178	210.9	16:36:59.306
6		2:04.603	43.383	46.648	34.572	212.5	16:39:03.909
7		2:15.393	P 43.299	46.315	45.779	212.5	16:41:19.302
8		3:50.614	2:26.422	48.606	35.586		16:45:09.916
9		2:04.247	43.521	46.059	34.667	211.3	16:47:14.163
10		2:02.117	42.799	45.037	34.281	213.4	16:49:16.280
11		2:11.456	P 43.024	46.366	42.066	213.0	16:51:27.736



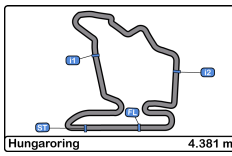


Hungaroring
GT Cup Open Europe
Private test - 1
Best Sectors Results



Sector - 1				Sector - 2				Sector - 3				Ideal Lap vs Best Lap				
Clas	Nº	Driver	Time	Nº	Driver	Time	Nº	Driver	Time	Clas	Nº	Driver	Ideal Lap	Best Lap	Clas	
1	51	Aldo Festante	39.250	51	Aldo Festante	40.733	51	Aldo Festante	30.679	1	51	Aldo Festante	1:50.662	1:50.687	1	
2	99	Coimbra - Silva	39.504	13	Jaume Font	41.609	99	Coimbra - Silva	31.160	2	99	Coimbra - Silva	1:52.302	1:52.410	2	
3	10	Díaz-Varela - Cerqueda	39.573	99	Coimbra - Silva	41.638	10	Díaz-Varela - Cerqueda	31.375	3	13	Jaume Font	1:52.772	1:52.772	3	
4	13	Jaume Font	39.715	10	Díaz-Varela - Cerqueda	41.861	13	Jaume Font	31.448	4	10	Díaz-Varela - Cerqueda	1:52.809	1:52.880	4	
5	26	Albert Estragues	39.958	26	Albert Estragues	42.216	26	Albert Estragues	31.579	5	26	Albert Estragues	1:53.753	1:53.753	5	
6	77	Hefler - Valenza	40.816	77	Hefler - Valenza	42.642	77	Hefler - Valenza	32.191	6	77	Hefler - Valenza	1:55.649	1:56.018	6	
7	88	Adler - Blanchemain	42.799	88	Adler - Blanchemain	45.037	88	Adler - Blanchemain	34.281	7	88	Adler - Blanchemain	2:02.117	2:02.117	7	



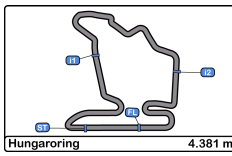


Hungaroring
GT Cup Open Europe
Private test - 1
Best 5 Lap Times



Cl	Nº	Entrant/Team	Nat	Driver 1	Nat	Status	Driver 2	Nat	Status	Vehicle	Cat	Cl	Best 1		Best 2		Best 3		Best 4		Best 5	
													Time	Lap	Time	Lap	Time	Lap	Time	Lap	Time	Lap
1	51	Ombra Racing	ITA	Aldo Festante	ITA					Porsche 911 GT3 Cup 2018	PROAM	1	1:50.687	16	1:50.884	14	1:50.904	11	1:51.730	10	1:52.403	6
2	99	Sports and You	PRT	Antonio Coimbra	PRT		Luis Silva	PRT		Mercedes AMG GT4 HP 2019	AM	1	1:52.410	7	1:52.546	6	1:52.970	10	1:52.992	5	1:53.195	4
3	13	Baporo Motorsport	ESP	Jaume Font	ESP					Porsche 991 Cup MY 2018	AM	2	1:52.772	20	1:53.202	15	1:53.235	17	1:53.290	6	1:53.418	14
4	10	Baporo Motorsport	ESP	Daniel Díaz-Varela	ESP		Manel Cerqueda	AND		Audi R8 LMS	AM	3	1:52.880	15	1:53.349	14	1:53.807	23	1:54.106	11	1:54.166	21
5	26	NM Racing Team	ESP	Albert Estragues	ESP					Transam Euro 2018	AM	4	1:53.753	17	1:54.241	16	1:54.950	21	1:55.074	15	1:55.854	14
6	77	Team Virage	POL	Robert Hefler	HUN		Philippe Valenza	ESP		Aston Martin Vantage	PROAM	2	1:56.018	18	1:56.075	19	1:56.274	23	1:56.302	15	1:56.535	22
7	88	Team Virage	POL	Stephane Adler	FRA		Michael Blanchemain	FRA		Aston Martin Vantage	AM	5	2:02.117	10	2:04.247	9	2:04.603	6	2:06.458	5	2:07.979	4



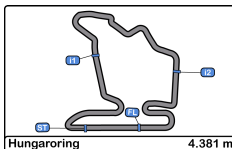


Hungaroring
GT Cup Open Europe
Private test - 1
Best 5 Top Speeds



Cl	Nº	Entrant/Team	Nat	Driver 1	Nat	Driver 2	Nat	Vehicle	Cat	Cl	Top 1		Top 2		Top 3		Top 4		Top 5		Avg
											Km/h	Lap	Km/h	Lap	Km/h	Lap	Km/h	Lap	Km/h	Lap	
1	26	NM Racing Team		Albert Estragues				Transam Euro 2018	AM	1	228.3	22	226.4	21	225.9	17	225.4	15	225.4	16	226.3
2	99	Sports and You		Antonio Coimbra		Luis Silva		Mercedes AMG GT4 HP 2019	AM	2	227.3	5	226.8	11	226.4	7	226.4	8	226.4	10	226.7
3	10	Baporo Motorsport		Daniel Díaz-Varela		Manel Cerqueda		Audi R8 LMS	AM	3	225.9	15	225.4	12	225.0	10	225.0	16	224.5	21	225.1
4	13	Baporo Motorsport		Jaume Font				Porsche 991 Cup MY 2018	AM	4	222.2	22	221.3	11	220.8	14	220.8	15	220.8	16	221.2
5	51	Ombra Racing		Aldo Festante				Porsche 911 GT3 Cup 2018	PROAM	1	221.7	15	221.7	17	221.3	12	220.8	5	220.8	6	221.3
6	77	Team Virage		Robert Hefler		Philippe Valenza		Aston Martin Vantage	PROAM	2	215.5	15	215.1	23	214.7	9	214.7	14	214.7	18	214.9
7	88	Team Virage		Stephane Adler		Michael Blanchemain		Aston Martin Vantage	AM	5	213.4	10	213.0	11	212.5	6	212.5	7	211.3	4	212.6



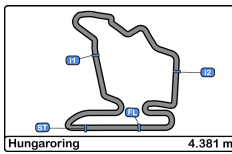


Hungaroring
GT Cup Open Europe
Private test - 1
Fastest Laps Sequence



Lap	Time of Day	Session Time	Nº	Entrant/Team	Nat	Driver 1	Nat	Driver 2	Nat	Vehicle	Cat	Time	Km/h
2	15:54:43.730	4:43.730	77	Team Virage		Robert Hefler		Philippe Valenza		Aston Martin Vantage	PROAM	2:15.616	116.2
2	15:55:01.008	5:01.008	13	Baporo Motorsport		<u>Jaume Font</u>				Porsche 991 Cup MY 2018	AM	1:57.808	133.8
3	15:56:58.674	6:58.674	13	Baporo Motorsport		<u>Jaume Font</u>				Porsche 991 Cup MY 2018	AM	1:57.666	134.0
4	15:58:52.455	8:52.455	13	Baporo Motorsport		<u>Jaume Font</u>				Porsche 991 Cup MY 2018	AM	1:53.781	138.6
5	16:00:46.071	10:46.071	13	Baporo Motorsport		<u>Jaume Font</u>				Porsche 991 Cup MY 2018	AM	1:53.616	138.8
6	16:02:39.361	12:39.361	13	Baporo Motorsport		<u>Jaume Font</u>				Porsche 991 Cup MY 2018	AM	1:53.290	139.2
4	16:03:31.170	13:31.170	99	Sports and You		Antonio Coimbra		Luis Silva		Mercedes AMG GT4 HP 2019	AM	1:53.195	139.3
5	16:05:24.162	15:24.162	99	Sports and You		Antonio Coimbra		Luis Silva		Mercedes AMG GT4 HP 2019	AM	1:52.992	139.5
6	16:07:16.708	17:16.708	99	Sports and You		Antonio Coimbra		Luis Silva		Mercedes AMG GT4 HP 2019	AM	1:52.546	140.1
7	16:09:09.118	19:09.118	99	Sports and You		Antonio Coimbra		Luis Silva		Mercedes AMG GT4 HP 2019	AM	1:52.410	140.3
6	16:24:27.789	34:27.789	51	Ombra Racing		Aldo Festante				Porsche 911 GT3 Cup 2018	PROAM	1:52.403	140.3
10	16:36:24.776	46:24.776	51	Ombra Racing		Aldo Festante				Porsche 911 GT3 Cup 2018	PROAM	1:51.730	141.1
11	16:38:15.680	48:15.680	51	Ombra Racing		Aldo Festante				Porsche 911 GT3 Cup 2018	PROAM	1:50.904	142.2
14	16:46:25.661	56:25.661	51	Ombra Racing		Aldo Festante				Porsche 911 GT3 Cup 2018	PROAM	1:50.884	142.2
16	16:50:21.493	1:00:21.493	51	Ombra Racing		Aldo Festante				Porsche 911 GT3 Cup 2018	PROAM	1:50.687	142.4





Hungaroring
GT Cup Open Europe

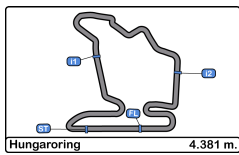
Private test - 1

Event Best Maximum Speed



Nº	Entrant/Team	Nat	Driver 1	Nat	Driver 2	Nat	Vehicle	Cat	Km/h	Session
26	NM Racing Team	ESP	Albert Estragues	ESP			Transam Euro 2018	AM	228.3	Private test - 1
99	Sports and You	PRT	Antonio Coimbra	PRT	Luis Silva	PRT	Mercedes AMG GT4 HP 2019	AM	227.3	Private test - 1
10	Baporo Motorsport	ESP	Daniel Díaz-Varela	ESP	Manel Cerqueda	AND	Audi R8 LMS	AM	225.9	Private test - 1
13	Baporo Motorsport	ESP	Jaume Font	ESP			Porsche 991 Cup MY 2018	AM	222.2	Private test - 1
51	Ombra Racing	ITA	Aldo Festante	ITA			Porsche 911 GT3 Cup 2018	PROAM	221.7	Private test - 1
77	Team Virage	POL	Robert Hefler	HUN	Philippe Valenza	ESP	Aston Martin Vantage	PROAM	215.5	Private test - 1
88	Team Virage	POL	Stephane Adler	FRA	Michael Blanchemain	FRA	Aston Martin Vantage	AM	213.4	Private test - 1





Hungaroring
GT Cup Open Europe
Private test - 1
Pit Stop Analysis



10

Daniel Díaz-Varela AM Baporo Motorsport

Manel Cerqueda Audi R8 LMS

Nr.	In Day Time	In Time	Out Time	Pit Time	T. Pit Time	Handicap	Penalty
1	16:06:40.573	16:06:40.573	16:09:28.923	2:48.350	2:48.350		
2	16:19:26.673	16:19:26.673	16:23:23.823	3:57.150	6:45.500		
3	16:31:05.372	16:31:05.372	16:34:48.273	3:42.901	10:28.401		

13

Jaume Font AM Baporo Motorsport

Porsche 991 Cup MY 2018

Nr.	In Day Time	In Time	Out Time	Pit Time	T. Pit Time	Handicap	Penalty
1	16:04:43.525	16:04:43.525	16:07:57.581	3:14.056	3:14.056		
2	16:15:35.709	16:15:35.709	16:23:37.296	8:01.587	11:15.643		
3	16:37:06.035	16:37:06.035	16:39:39.724	2:33.689	13:49.332		

26

Albert Estragues AM NM Racing Team

Transam Euro 2018

Nr.	In Day Time	In Time	Out Time	Pit Time	T. Pit Time	Handicap	Penalty
1	16:05:17.418	16:05:17.418	16:07:26.508	2:09.090	2:09.090		
2	16:16:02.811	16:16:02.811	16:23:57.340	7:54.529	10:03.619		
3	16:39:41.042	16:39:41.042	16:42:56.277	3:15.235	13:18.854		

51

Aldo Festante PROAM Ombra Racing

Porsche 911 GT3 Cup 2018

Nr.	In Day Time	In Time	Out Time	Pit Time	T. Pit Time	Handicap	Penalty
1	16:26:27.349	16:26:27.349	16:30:33.086	4:05.737	4:05.737		
2	16:40:20.626	16:40:20.626	16:42:27.789	2:07.163	6:12.900		

77

Robert Hefler PROAM Team Virage

Philippe Valenza Aston Martin Vantage

Nr.	In Day Time	In Time	Out Time	Pit Time	T. Pit Time	Handicap	Penalty
1	15:54:41.224	15:54:41.224	15:58:52.812	4:11.588	4:11.588		
2	16:14:49.496	16:14:49.496	16:19:04.121	4:14.625	8:26.213		
3	16:30:57.224	16:30:57.224	16:33:23.921	2:26.697	10:52.910		
4	16:41:18.937	16:41:18.937	16:44:00.623	2:41.686	13:34.596		

88

Stephane Adler AM Team Virage

Michael Blanchemain Aston Martin Vantage

Nr.	In Day Time	In Time	Out Time	Pit Time	T. Pit Time	Handicap	Penalty
1	16:41:16.871	16:41:16.871	16:43:04.022	1:47.151	1:47.151		

99

Antonio Coimbra AM Sports and You

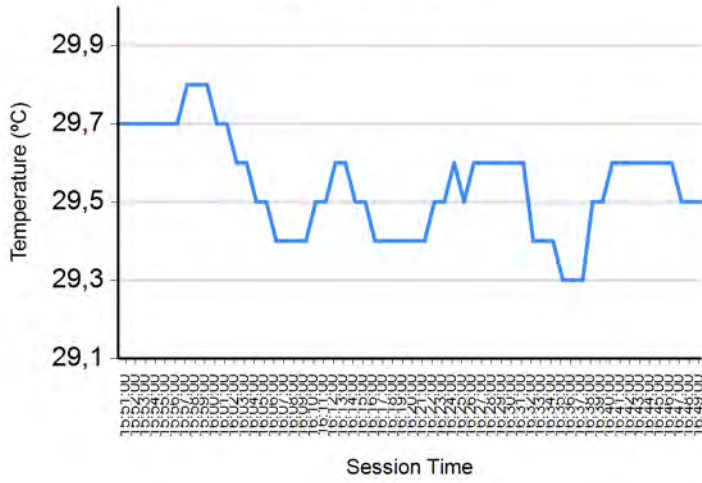
Luis Silva Mercedes AMG GT4 HP 2019

Nr.	In Day Time	In Time	Out Time	Pit Time	T. Pit Time	Handicap	Penalty
1	15:54:12.539	15:54:12.539	15:57:49.427	3:36.888	3:36.888		
2	16:11:07.284	16:11:07.284	16:14:26.341	3:19.057	6:55.945		
3	16:22:03.448	16:22:03.448	16:26:19.036	4:15.588	11:11.533		
4	16:36:30.873	16:36:30.873	16:39:32.628	3:01.755	14:13.288		

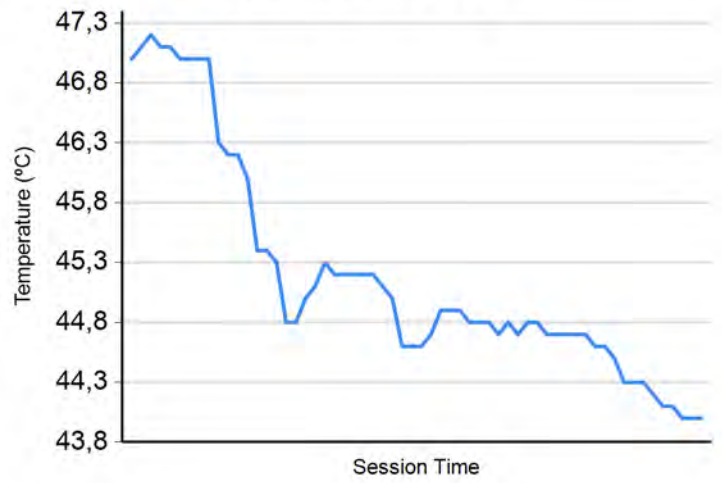




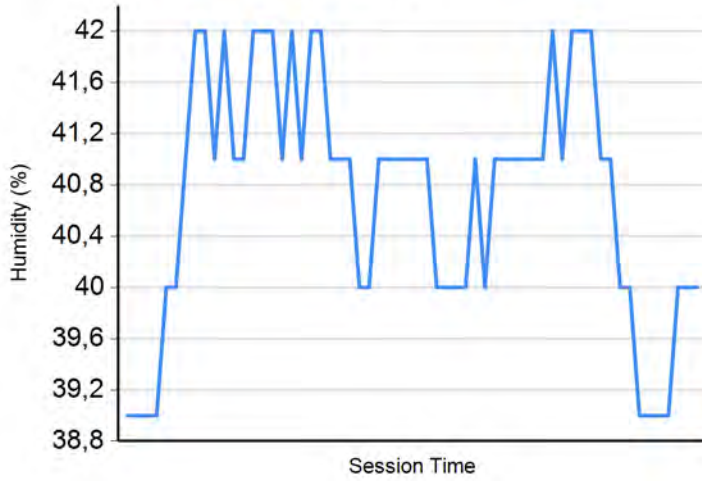
Air Temperature



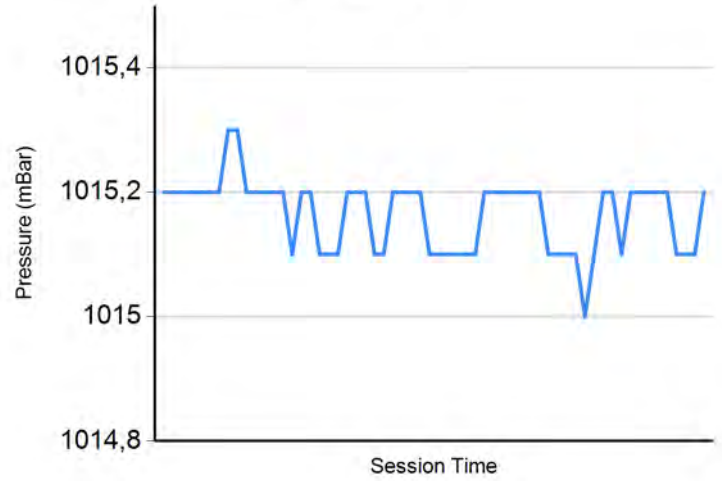
Track Temperature



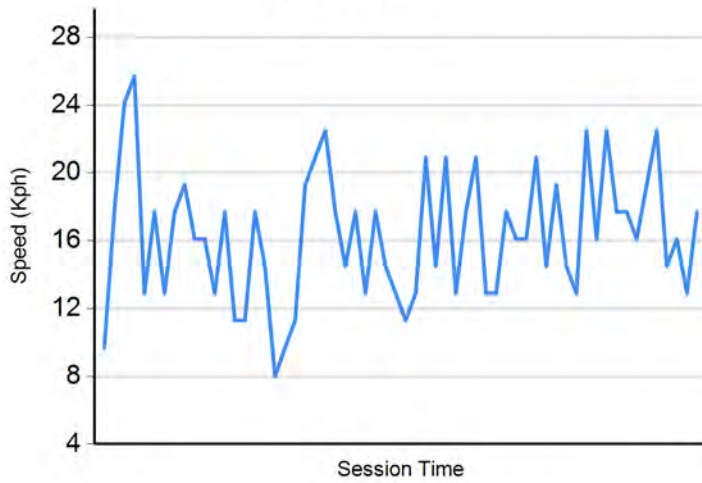
Humidity



Pressure

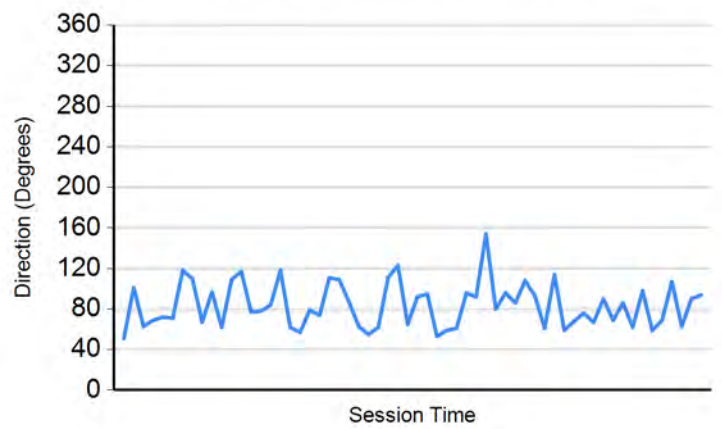


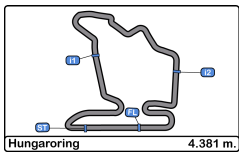
Wind Speed



Wind direction

North = 0°/360° Est = 90° South = 180° West = 270°






Hungaroring
GT Cup Open Europe
Private test - 2
Provisional Results



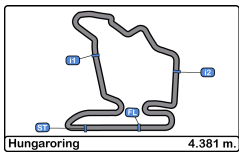
Cls	Nº	Entrant/Team	Nat	Driver 1	Nat	Driver 2	Nat	Vehicle	Cat	Cls	Laps	Best	Time	Gap	Interval	Km/h
1	51	Ombra Racing	ITA	Aldo Festante	ITA			Porsche 911 GT3 Cup 2018	PROAM	1	24	16	1:49.578			143.9
2	22	PZ Oberer Zürichsee by TFT	CHE	Niki Leutwiler	CHE	Vicent Beltoise	FRA	Porsche 911 Cup MY 2018	PROAM	2	26	23	1:50.356	0.778	0.778	142.9
3	99	Sports and You	PRT	Antonio Coimbra	PRT	Luis Silva	PRT	Mercedes AMG GT4 HP 2019	AM	1	22	11	1:51.446	1.868	1.090	141.5
4	10	Baporo Motorsport	ESP	Daniel Díaz-Varela	ESP	Manel Cerqueda	AND	Audi R8 LMS	AM	2	29	28	1:51.956	2.378	0.510	140.8
5	13	Baporo Motorsport	ESP	Jaume Font	ESP			Porsche 991 Cup MY 2018	AM	3	23	19	1:52.172	2.594	0.216	140.6
6	77	Team Virage	HUN	Robert Hefler	HUN	Philippe Valenza	ESP	Aston Martin Vantage	PROAM	3	23	15	1:52.308	2.730	0.136	140.4
7	88	Team Virage	POL	Stephane Adler	FRA	Michael Blanchemain	FRA	Aston Martin Vantage	AM	4	25	14	1:56.580	7.002	4.272	135.2

Published at:.....

Track Temp: 37.1 °C Air Temp: 27.3 °C Humidity: 51 % Track Status: DRY

Stewards:	Race Director:	Timekeeper: 
------------------	-----------------------	--





Hungaroring
GT Cup Open Europe
Private test - 2
Provisional Results by Class



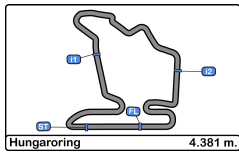
Cls	Nº	Entrant/Team	Nat	Driver 1	Nat	Driver 2	Nat	Vehicle	Cat	Cls	Laps	Best	Time	Gap	Interval	Km/h
PROAM																
1	51	Ombra Racing	ITA	Aldo Festante	ITA			Porsche 911 GT3 Cup 2018	PROAM	1	24	16	1:49.578			143.9
2	22	PZ Oberer Zürichsee by TFT	CHE	Niki Leutwiler	CHE	Vicent Beltoise	FRA	Porsche 911 Cup MY 2018	PROAM	2	26	23	1:50.356	0.778	0.778	142.9
3	77	Team Virage	HUN	Robert Hefler	HUN	Philippe Valenza	ESP	Aston Martin Vantage	PROAM	3	23	15	1:52.308	2.730	1.952	140.4
AM																
1	99	Sports and You	PRT	Antonio Coimbra	PRT	Luis Silva	PRT	Mercedes AMG GT4 HP 2019	AM	1	22	11	1:51.446			141.5
2	10	Baporo Motorsport	ESP	Daniel Díaz-Varela	ESP	Manel Cerqueda	AND	Audi R8 LMS	AM	2	29	28	1:51.956	0.510	0.510	140.8
3	13	Baporo Motorsport	ESP	Jaume Font	ESP			Porsche 991 Cup MY 2018	AM	3	23	19	1:52.172	0.726	0.216	140.6
4	88	Team Virage	FRA	Stephane Adler	FRA	Michael Blanchemain	FRA	Aston Martin Vantage	AM	4	25	14	1:56.580	5.134	4.408	135.2

Published at:.....

Track Temp: 37.1 °C Air Temp: 27.3 °C Humidity: 51 % Track Status: DRY

Stewards:	Race Director:	Timekeeper: 
------------------	-----------------------	--





Hungaroring
GT Cup Open Europe
Private test - 2
Lap Analysis



10

1 Daniel Díaz-Varela

Audi R8 LMS

13

1 Jaume Font

Porsche 991 Cup MY 2018

AM

2 Manel Cerqueda

Baporo Motorsport

AM

2

Baporo Motorsport

Lap	D	Time	Sector 1	Sector 2	Sector 3	T. Spd	Elapsed	Lap	D	Time	Sector 1	Sector 2	Sector 3	T. Spd	Elapsed
1		9:03:11.275	9:01:32.120	58.024	41.131		9:03:11.275	1		9:03:09.193	9:01:35.847	54.584	38.762		9:03:09.193
2		2:01.693	44.829	44.632	32.232	179.7	9:05:12.968	2		1:59.044	43.187	43.673	32.184	207.6	9:05:08.237
3		1:54.466	40.315	42.681	31.470	222.6	9:07:07.434	3		1:55.475	40.249	43.328	31.898	216.4	9:07:03.712
4		1:53.937	40.038	42.313	31.586	223.1	9:09:01.371	4		1:53.675	40.189	41.981	31.505	218.1	9:08:57.387
5		1:53.166	39.782	42.162	31.222	223.6	9:10:54.537	5		1:53.704	40.083	42.144	31.477	218.1	9:10:51.091
6		1:53.187	39.698	42.092	31.397	223.6	9:12:47.724	6		2:06.308 P	40.121	43.421	42.766	218.6	9:12:57.399
7		1:53.291	39.858	42.060	31.373	223.1	9:14:41.015	7		3:23.650	2:09.825	42.246	31.579		9:16:21.049
8		1:53.453	39.882	42.157	31.414	223.1	9:16:34.468	8		1:53.640	39.984	42.163	31.493	219.5	9:18:14.689
9		1:58.617 P	39.991	42.486	36.140	223.6	9:18:33.085	9		1:53.264	39.828	42.024	31.412	219.0	9:20:07.953
10		3:37.831	2:24.070	42.211	31.550		9:22:10.916	10		1:53.236	39.869	41.983	31.384	218.6	9:22:01.189
11		1:53.033	39.747	42.105	31.181	222.6	9:24:03.949	11		1:53.003	39.674	41.974	31.355	219.0	9:23:54.192
12		1:53.277	39.564	42.242	31.471	223.6	9:25:57.226	12		2:12.478 P	40.006	47.194	45.278	219.0	9:26:06.670
13		1:54.607	39.699	42.569	32.339	222.6	9:27:51.833	13		3:04.732 P	1:40.995	44.720	39.017		9:29:11.402
14		1:53.305	39.796	41.941	31.568	225.0	9:29:45.138	14		4:39.655	3:12.623	51.052	35.980		9:33:51.057
15		1:52.976	39.720	41.959	31.297	223.1	9:31:38.114	15		1:57.662	41.103	44.018	32.541	216.4	9:35:48.719
16		2:01.942 P	40.650	43.942	37.350	222.6	9:33:40.056	16		1:52.793	39.909	41.745	31.139	219.0	9:37:41.512
17		2:59.312	1:42.738	44.907	31.667		9:36:39.368	17		1:52.427	39.566	41.666	31.195	218.6	9:39:33.939
18		1:52.735	39.687	41.938	31.110	223.6	9:38:32.103	18		1:52.236	39.542	41.583	31.111	219.0	9:41:26.175
19		1:53.434	39.619	42.075	31.740	224.5	9:40:25.537	19		1:52.172	39.521	41.495	31.156	219.5	9:43:18.347
20		1:59.811 P	39.803	42.388	37.620	224.5	9:42:25.348	20		1:52.721	39.853	41.583	31.285	220.4	9:45:11.068
21		4:20.061	3:02.518	44.748	32.795		9:46:45.409	21		2:03.442 P	41.598	44.074	37.770	219.0	9:47:14.510
22		1:53.469	39.777	42.168	31.524	224.0	9:48:38.878	22		4:03.956	2:50.150	42.327	31.479		9:51:18.466
23		1:52.721	39.668	41.436	31.617	224.0	9:50:31.599	23		2:04.387 P	39.843	43.711	40.833	219.5	9:53:22.853
24		2:00.493	41.817	45.660	33.016	224.5	9:52:32.092	22							
25		1:52.488	39.586	41.602	31.300	224.5	9:54:24.580	1 Niki Leutwiler							
26		1:52.731	39.497	41.753	31.481	225.0	9:56:17.311	Porsche 911 Cup MY 2018							
27		1:52.479	39.584	41.567	31.328	225.4	9:58:09.790	PROAM 2 Vicent Beltoise							
28		1:51.956	39.304	41.332	31.320	225.0	10:00:01.746	PZ Oberer Zürichsee by TFT							
29		2:02.980 P	39.511	44.151	39.318	225.4	10:02:04.726	Lap D Time Sector 1 Sector 2 Sector 3 T. Spd Elapsed							

Lap	D	Time	Sector 1	Sector 2	Sector 3	T. Spd	Elapsed
1		9:02:41.889	9:01:13.505	52.273	36.111		9:02:41.889
2		2:02.998	43.215	46.964	32.819	208.0	9:04:44.887
3		1:57.810	41.543	44.264	32.003	218.1	9:06:42.697
4		1:55.043	40.870	42.865	31.308	219.5	9:08:37.740
5		2:08.613 P	42.876	45.178	40.559	220.8	9:10:46.353
6		5:16.029	4:02.064	42.511	31.454		9:16:02.382
7		1:53.372	40.075	42.219	31.078	221.3	9:17:55.754
8		1:53.201	40.028	42.137	31.036	220.4	9:19:48.955
9		1:52.971	39.673	41.953	31.345	222.2	9:21:41.926
10		2:02.934 P	40.453	45.038	37.443	220.8	9:23:44.860
11		5:00.390	3:44.159	44.141	32.090		9:28:45.250
12		1:54.454	40.289	42.108	32.057	220.8	9:30:39.704
13		1:53.628	40.167	41.799	31.662	221.3	9:32:33.332
14		1:53.656	39.932	42.021	31.703	220.8	9:34:26.988
15		2:00.423 P	40.311	42.660	37.452	220.8	9:36:27.411
16		4:48.768	3:28.065	45.494	35.209		9:41:16.179
17		1:53.378	40.542	42.010	30.826	218.6	9:43:09.557
18		1:50.940	39.236	40.934	30.770	222.6	9:45:00.497
19		1:50.431	39.165	40.546	30.720	221.7	9:46:50.928
20		1:56.872 P	39.254	42.163	35.455	223.1	9:48:47.800
21		4:38.733	3:16.246	47.777	34.710		9:53:26.533
22		1:51.232	39.643	40.969	30.620	221.3	9:55:17.765
23		1:50.356	39.100	40.867	30.389	222.6	9:57:08.121
24		1:51.795	38.986	41.467	31.342	223.1	9:58:59.916
25		1:51.472	39.340	41.155	30.977	221.7	10:00:51.388
26		2:00.031 P	41.216	42.515	36.300	221.3	10:02:51.419





Hungaroring
GT Cup Open Europe
Private test - 2
Lap Analysis



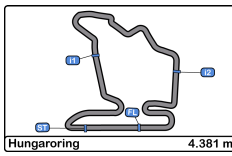
51 1 Aldo Festante Porsche 911 GT3 Cup 2018 **88** 1 Stephane Adler Aston Martin Vantage
 PROAM 2 Ombra Racing AM 2 Michael Blanchemain Team Virage

Lap	D	Time	Sector 1	Sector 2	Sector 3	T. Spd	Elapsed	Lap	D	Time	Sector 1	Sector 2	Sector 3	T. Spd	Elapsed
1		9:03:29.884	9:02:12.455	45.035	32.394		9:03:29.884	1		9:03:12.196	9:01:43.438	51.273	37.485		9:03:12.196
2		1:51.160	39.582	40.865	30.713	218.1	9:05:21.044	2		2:04.472	45.306	45.794	33.372	175.0	9:05:16.668
3		1:55.331	39.203	43.313	32.815	221.3	9:07:16.375	3		2:02.708	41.631	45.016	36.061	222.6	9:07:19.376
4		1:50.731	39.504	40.520	30.707	218.6	9:09:07.106	4		1:59.239	41.726	44.349	33.164	221.7	9:09:18.615
5		1:50.093	39.168	40.393	30.532	220.8	9:10:57.199	5		1:57.829	41.270	43.676	32.883	221.3	9:11:16.444
6		1:58.639 P	39.068	40.717	38.854	221.3	9:12:55.838	6		1:57.149	41.177	43.256	32.716	220.8	9:13:13.593
7		4:31.974	3:17.452	42.664	31.858		9:17:27.812	7		1:57.787	41.207	43.484	33.096	222.2	9:15:11.380
8		1:50.348	39.064	40.747	30.537	219.9	9:19:18.160	8		1:56.705	41.031	42.861	32.813	221.7	9:17:08.085
9		1:58.391	38.980	46.687	32.724	221.3	9:21:16.551	9		1:57.050	40.838	43.379	32.833	221.3	9:19:05.135
10		1:50.376	39.111	40.543	30.722	220.4	9:23:06.927	10		2:25.052 P	41.274	1:04.282	39.496	221.3	9:21:30.187
11		2:04.351 P	42.411	43.273	38.667	222.2	9:25:11.278	11		4:24.254	3:06.251	44.674	33.329		9:25:54.441
12		7:26.847	6:05.854	48.407	32.586		9:32:38.125	12		1:57.139	41.091	43.333	32.715	220.8	9:27:51.580
13		1:57.047	41.099	42.780	33.168	219.0	9:34:35.172	13		1:57.058	41.157	43.246	32.655	222.6	9:29:48.638
14		1:49.873	38.992	40.425	30.456	220.4	9:36:25.045	14		1:56.580	40.591	43.214	32.775	220.8	9:31:45.218
15		1:52.678	38.824	41.398	32.456	221.7	9:38:17.723	15		1:57.111	41.003	43.237	32.871	220.8	9:33:42.329
16		1:49.578	38.909	40.122	30.547	220.8	9:40:07.301	16		2:02.122 P	40.791	43.699	37.632	221.7	9:35:44.451
17		2:17.195	44.901	52.365	39.929	220.8	9:42:24.496	17		4:31.661	3:10.053	49.092	32.516		9:40:16.112
18		1:50.354	39.190	40.581	30.583	220.8	9:44:14.850	18		1:58.550	40.836	45.528	32.186	222.2	9:42:14.662
19		2:04.317 P	38.879	44.852	40.586	222.6	9:46:19.167	19		1:56.816	40.923	43.648	32.245	222.6	9:44:11.478
20		4:47.807	3:33.492	42.725	31.590		9:51:06.974	20		1:57.175	41.208	43.841	32.126	222.2	9:46:08.653
21		1:50.186	38.994	40.634	30.558	220.4	9:52:57.160	21		1:57.045	40.925	43.623	32.497	222.2	9:48:05.698
22		1:54.880	39.061	41.695	34.124	221.7	9:54:52.040	22		1:57.948	41.588	44.133	32.227	220.4	9:50:03.646
23		1:51.022	39.318	40.906	30.798	220.4	9:56:43.062	23		1:57.306	40.953	43.674	32.679	221.3	9:52:00.952
24		2:02.214 P	39.437	42.518	40.259	221.7	9:58:45.276	24		1:56.798	40.739	43.633	32.426	220.8	9:53:57.750
25								25		2:15.294 P	42.624	47.970	44.700	222.2	9:56:13.044

77 1 Robert Hefler Aston Martin Vantage **99** 1 Antonio Coimbra Mercedes AMG GT4 HP 2019
 PROAM 2 Philippe Valenza Team Virage AM 2 Luis Silva Sports and You

Lap	D	Time	Sector 1	Sector 2	Sector 3	T. Spd	Elapsed	Lap	D	Time	Sector 1	Sector 2	Sector 3	T. Spd	Elapsed
1		9:07:17.993	9:05:29.973	1:03.217	44.803		9:07:17.993	1		9:02:07.323	9:00:46.098	47.931	33.294		9:02:07.323
2		2:27.218	53.984	54.030	39.204	159.7	9:09:45.211	2		1:55.805	41.075	43.320	31.410	221.7	9:04:03.128
3		2:25.209	53.374	53.890	37.945	121.7	9:12:10.420	3		1:53.940	40.267	42.460	31.213	224.5	9:05:57.068
4		2:20.785	51.118	53.732	35.935	134.1	9:14:31.205	4		1:53.242	39.890	42.158	31.194	225.0	9:07:50.310
5		2:28.996 P	48.799	54.740	45.457	217.3	9:17:00.201	5		1:53.401	39.864	42.044	31.493	224.5	9:09:43.711
6		4:07.993	2:47.631	47.404	32.958		9:21:08.194	6		1:52.698	39.698	41.910	31.090	225.4	9:11:36.409
7		1:56.210	40.850	43.184	32.176	221.7	9:23:04.404	7		1:51.883	39.425	41.446	31.012	225.0	9:13:28.292
8		1:55.221	40.731	42.714	31.776	223.1	9:24:59.625	8		1:51.670	39.312	41.412	30.946	226.4	9:15:19.962
9		1:54.637	40.300	42.359	31.978	223.1	9:26:54.262	9		1:57.384 P	39.641	42.199	35.544	225.9	9:17:17.346
10		2:01.128 P	40.507	42.539	38.082	222.2	9:28:55.390	10		7:24.624	6:11.120	42.378	31.126		9:24:41.970
11		7:21.637	6:00.728	47.638	33.271		9:36:17.027	11		1:51.446	39.473	41.194	30.779	225.4	9:26:33.416
12		2:01.791	41.336	46.720	33.735	220.8	9:38:18.818	12		1:51.877	39.313	41.607	30.957	225.4	9:28:25.293
13		1:55.748	40.477	43.381	31.890	221.7	9:40:14.566	13		1:56.672 P	39.740	41.344	35.588	225.4	9:30:21.965
14		1:52.599	39.871	41.606	31.122	223.1	9:42:07.165	14		6:35.173	5:14.442	46.635	34.096		9:36:57.138
15		1:52.308	39.465	41.662	31.181	222.6	9:43:59.473	15		2:03.288	42.509	47.319	33.460	219.9	9:39:00.426
16		1:52.578	39.697	41.719	31.162	223.1	9:45:52.051	16		1:58.996	41.603	44.867	32.526	222.2	9:40:59.422
17		2:01.964 P	39.520	42.877	39.567	223.6	9:47:54.015	17		1:56.709	41.051	43.380	32.278	220.8	9:42:56.131
18		5:23.497	4:08.116	43.100	32.281		9:53:17.512	18		1:56.030	40.540	43.584	31.906	223.6	9:44:52.161
19		1:54.820	40.948	41.973	31.899	220.8	9:55:12.332	19		1:54.896	40.423	42.802	31.671	225.0	9:46:47.057
20		1:53.559	40.417	41.638	31.504	221.3	9:57:05.891	20		2:09.765 P	40.259	47.047	42.459	223.6	9:48:56.822
21		1:56.154	39.867	44.559	31.728	222.2	9:59:02.045	21		3:42.009	2:19.368	46.614	36.027		9:52:38.831
22		1:54.072	40.109	41.971	31.992	223.6	10:00:56.117	22		2:08.370 P	42.032	48.445	37.893	223.6	9:54:47.201
23		2:13.900 P	49.958	46.159	37.783	221.7	10:03:10.017	23							



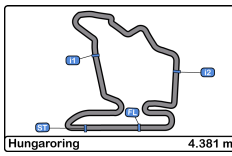


Hungaroring
GT Cup Open Europe
Private test - 2
Best Sectors Results



Sector - 1				Sector - 2			Sector - 3				Ideal Lap vs Best Lap				
Clas	Nº	Driver	Time	Nº	Driver	Time	Nº	Driver	Time	Clas	Nº	Driver	Ideal Lap	Best Lap	Clas
1	51	Aldo Festante	38.824	51	Aldo Festante	40.122	22	Leutwiler - Beltoise	30.389	1	51	Aldo Festante	1:49.402	1:49.578	1
2	22	Leutwiler - Beltoise	38.986	22	Leutwiler - Beltoise	40.546	51	Aldo Festante	30.456	2	22	Leutwiler - Beltoise	1:49.921	1:50.356	2
3	10	Díaz-Varela - Cerqueda	39.304	99	Coimbra - Silva	41.194	99	Coimbra - Silva	30.779	3	99	Coimbra - Silva	1:51.285	1:51.446	3
4	99	Coimbra - Silva	39.312	10	Díaz-Varela - Cerqueda	41.332	10	Díaz-Varela - Cerqueda	31.110	4	10	Díaz-Varela - Cerqueda	1:51.746	1:51.956	4
5	77	Hefler - Valenza	39.465	13	Jaume Font	41.495	13	Jaume Font	31.111	5	13	Jaume Font	1:52.127	1:52.172	5
6	13	Jaume Font	39.521	77	Hefler - Valenza	41.606	77	Hefler - Valenza	31.122	6	77	Hefler - Valenza	1:52.193	1:52.308	6
7	88	Adler - Blanchemain	40.591	88	Adler - Blanchemain	42.861	88	Adler - Blanchemain	32.126	7	88	Adler - Blanchemain	1:55.578	1:56.580	7



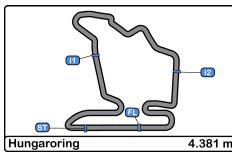


Hungaroring
GT Cup Open Europe
Private test - 2
Best 5 Lap Times



Cl	Nº	Entrant/Team	Nat	Driver 1	Nat	Status	Driver 2	Nat	Status	Vehicle	Cat	Cl	Best 1		Best 2		Best 3		Best 4		Best 5	
													Time	Lap	Time	Lap	Time	Lap	Time	Lap	Time	Lap
1	51	Ombra Racing	ITA	Aldo Festante	ITA					Porsche 911 GT3 Cup 2018	PROAM	1	1:49.578	16	1:49.873	14	1:50.093	5	1:50.186	21	1:50.348	8
2	22	PZ Oberer Zürichsee by TFT	CHE	Niki Leutwiler	CHE		Vicent Beltoise	FRA		Porsche 911 Cup MY 2018	PROAM	2	1:50.356	23	1:50.431	19	1:50.940	18	1:51.232	22	1:51.472	25
3	99	Sports and You	PRT	Antonio Coimbra	PRT		Luis Silva	PRT		Mercedes AMG GT4 HP 2019	AM	1	1:51.446	11	1:51.670	8	1:51.877	12	1:51.883	7	1:52.698	6
4	10	Baporo Motorsport	ESP	Daniel Díaz-Varela	ESP		Manel Cerqueda	AND		Audi R8 LMS	AM	2	1:51.956	28	1:52.479	27	1:52.488	25	1:52.721	23	1:52.731	26
5	13	Baporo Motorsport	ESP	Jaume Font	ESP					Porsche 991 Cup MY 2018	AM	3	1:52.172	19	1:52.236	18	1:52.427	17	1:52.721	20	1:52.793	16
6	77	Team Virage	POL	Robert Hefler	HUN		Philippe Valenza	ESP		Aston Martin Vantage	PROAM	3	1:52.308	15	1:52.578	16	1:52.599	14	1:53.559	20	1:54.072	22
7	88	Team Virage	POL	Stephane Adler	FRA		Michael Blanchemain	FRA		Aston Martin Vantage	AM	4	1:56.580	14	1:56.705	8	1:56.798	24	1:56.816	19	1:57.045	21



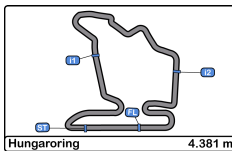


Hungaroring
GT Cup Open Europe
Private test - 2
Best 5 Top Speeds



Cl	N°	Entrant/Team	Nat	Driver 1	Nat	Driver 2	Nat	Vehicle	Cat	Cl	Top 1		Top 2		Top 3		Top 4		Top 5		Avg
											Km/h	Lap	Km/h	Lap	Km/h	Lap	Km/h	Lap	Km/h	Lap	
1	99	Sports and You		Antonio Coimbra		Luis Silva		Mercedes AMG GT4 HP 2019	AM	1	226.4	8	225.9	9	225.4	6	225.4	11	225.4	12	225.7
2	10	Baporo Motorsport		Daniel Diaz-Varela		Manel Cerqueda		Audi R8 LMS	AM	2	225.4	27	225.4	29	225.0	14	225.0	26	225.0	28	225.1
3	77	Team Virage		Robert Hefler		Philippe Valenza		Aston Martin Vantage	PROAM	1	223.6	17	223.6	22	223.1	8	223.1	9	223.1	14	223.3
4	22	PZ Oberer Zürichsee by TFT		Niki Leutwiler		Vicent Beltoise		Porsche 911 Cup MY 2018	PROAM	2	223.1	20	223.1	24	222.6	18	222.6	23	222.2	9	222.7
5	51	Ombra Racing		Aldo Festante				Porsche 911 GT3 Cup 2018	PROAM	3	222.6	19	222.2	11	221.7	15	221.7	22	221.7	24	222.0
6	88	Team Virage		Stephane Adler		Michael Blanchemain		Aston Martin Vantage	AM	3	222.6	3	222.6	13	222.6	19	222.2	7	222.2	18	222.4
7	13	Baporo Motorsport		Jaume Font				Porsche 991 Cup MY 2018	AM	4	220.4	20	219.5	8	219.5	19	219.5	23	219.0	9	219.6



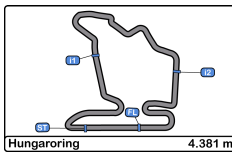


Hungaroring
GT Cup Open Europe
Private test - 2
Fastest Laps Sequence



Lap	Time of Day	Session Time	Nº	Entrant/Team	Nat	Driver 1	Nat	Driver 2	Nat	Vehicle	Cat	Time	Km/h
2	9:04:03.128	4:03.128	99	Sports and You		Antonio Coimbra		Luis Silva		Mercedes AMG GT4 HP 2019	AM	1:55.805	136.1
2	9:05:21.044	5:21.044	51	Ombra Racing		Aldo Festante				Porsche 911 GT3 Cup 2018	PROAM	1:51.160	141.8
4	9:09:07.106	9:07.106	51	Ombra Racing		Aldo Festante				Porsche 911 GT3 Cup 2018	PROAM	1:50.731	142.4
5	9:10:57.199	10:57.199	51	Ombra Racing		Aldo Festante				Porsche 911 GT3 Cup 2018	PROAM	1:50.093	143.2
14	9:36:25.045	36:25.045	51	Ombra Racing		Aldo Festante				Porsche 911 GT3 Cup 2018	PROAM	1:49.873	143.5
16	9:40:07.301	40:07.301	51	Ombra Racing		Aldo Festante				Porsche 911 GT3 Cup 2018	PROAM	1:49.578	143.9





Hungaroring
GT Cup Open Europe

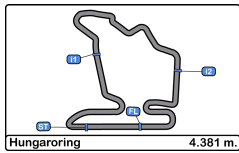
Private test - 2

Event Best Maximum Speed



Nº	Entrant/Team	Nat	Driver 1	Nat	Driver 2	Nat	Vehicle	Cat	Km/h	Session
26	NM Racing Team		Albert Estragues				Transam Euro 2018	AM	228.3	Private test - 1
99	Sports and You		Antonio Coimbra		Luis Silva		Mercedes AMG GT4 HP 2019	AM	227.3	Private test - 1
10	Baporo Motorsport		Daniel Díaz-Varela		Manel Cerqueda		Audi R8 LMS	AM	225.9	Private test - 1
77	Team Virage		Robert Hefler		Philippe Valenza		Aston Martin Vantage	PROAM	223.6	Private test - 2
22	PZ Oberer Zürichsee by TFT		Niki Leutwiler		Vicent Beltoise		Porsche 911 Cup MY 2018	PROAM	223.1	Private test - 2
88	Team Virage		Stephane Adler		Michael Blanchemain		Aston Martin Vantage	AM	222.6	Private test - 2
51	Ombra Racing		Aldo Festante				Porsche 911 GT3 Cup 2018	PROAM	222.6	Private test - 2
13	Baporo Motorsport		Jaume Font				Porsche 991 Cup MY 2018	AM	222.2	Private test - 1





Hungaroring
GT Cup Open Europe
Private test - 2
Pit Stop Analysis



10

Daniel Díaz-Varela AM Baporo Motorsport

Manel Cerqueda Audi R8 LMS

Nr.	In Day Time	In Time	Out Time	Pit Time	T. Pit Time	Handicap	Penalty
1	9:18:30.586	9:18:30.586	9:20:18.270	1:47.684	1:47.684		
2	9:33:37.584	9:33:37.584	9:34:41.773	1:04.189	2:51.873		
3	9:42:22.934	9:42:22.934	9:44:48.340	2:25.406	5:17.279		

13

Jaume Font AM Baporo Motorsport

Porsche 991 Cup MY 2018

Nr.	In Day Time	In Time	Out Time	Pit Time	T. Pit Time	Handicap	Penalty
1	9:12:54.803	9:12:54.803	9:14:27.822	1:33.019	1:33.019		
2	9:26:04.233	9:26:04.233	9:27:09.505	1:05.272	2:38.291		
3	9:29:08.616	9:29:08.616	9:31:39.159	2:30.543	5:08.834		
4	9:47:12.153	9:47:12.153	9:49:23.769	2:11.616	7:20.450		

22

Niki Leutwiler PROAM PZ Oberer Zürichsee by TFT

Vicent Beltoise Porsche 911 Cup MY 2018

Nr.	In Day Time	In Time	Out Time	Pit Time	T. Pit Time	Handicap	Penalty
1	9:10:43.803	9:10:43.803	9:14:09.844	3:26.041	3:26.041		
2	9:23:42.179	9:23:42.179	9:26:46.534	3:04.355	6:30.396		
3	9:36:24.620	9:36:24.620	9:39:13.066	2:48.446	9:18.842		
4	9:48:45.149	9:48:45.149	9:51:24.017	2:38.868	11:57.710		

51

Aldo Festante PROAM Ombra Racing

Porsche 911 GT3 Cup 2018

Nr.	In Day Time	In Time	Out Time	Pit Time	T. Pit Time	Handicap	Penalty
1	9:12:53.288	9:12:53.288	9:15:33.602	2:40.314	2:40.314		
2	9:25:08.519	9:25:08.519	9:30:32.427	5:23.908	8:04.222		
3	9:46:16.288	9:46:16.288	9:49:13.826	2:57.538	11:01.760		

77

Robert Hefler PROAM Team Virage

Philippe Valenza Aston Martin Vantage

Nr.	In Day Time	In Time	Out Time	Pit Time	T. Pit Time	Handicap	Penalty
1	9:16:57.670	9:16:57.670	9:19:01.013	2:03.343	2:03.343		
2	9:28:52.875	9:28:52.875	9:34:06.372	5:13.497	7:16.840		
3	9:47:51.462	9:47:51.462	9:51:19.943	3:28.481	10:45.321		

88

Stephane Adler AM Team Virage

Michael Blanchemain Aston Martin Vantage

Nr.	In Day Time	In Time	Out Time	Pit Time	T. Pit Time	Handicap	Penalty
1	9:21:27.669	9:21:27.669	9:23:54.513	2:26.844	2:26.844		
2	9:35:41.962	9:35:41.962	9:38:12.693	2:30.731	4:57.575		

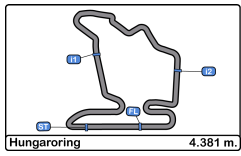
99

Antonio Coimbra AM Sports and You

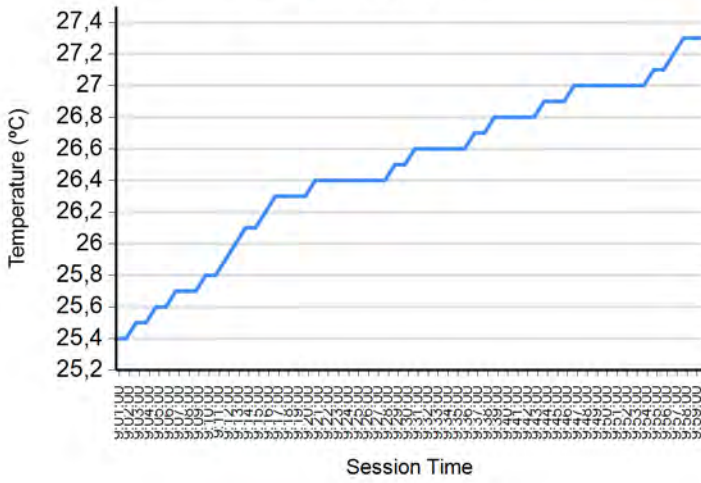
Luis Silva Mercedes AMG GT4 HP 2019

Nr.	In Day Time	In Time	Out Time	Pit Time	T. Pit Time	Handicap	Penalty
1	9:17:14.438	9:17:14.438	9:22:50.478	5:36.040	5:36.040		
2	9:30:19.059	9:30:19.059	9:34:54.119	4:35.060	10:11.100		
3	9:48:53.832	9:48:53.832	9:50:30.728	1:36.896	11:47.996		

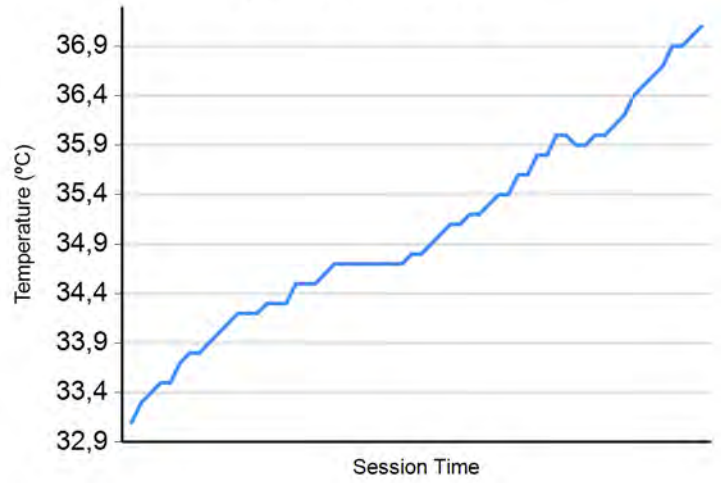




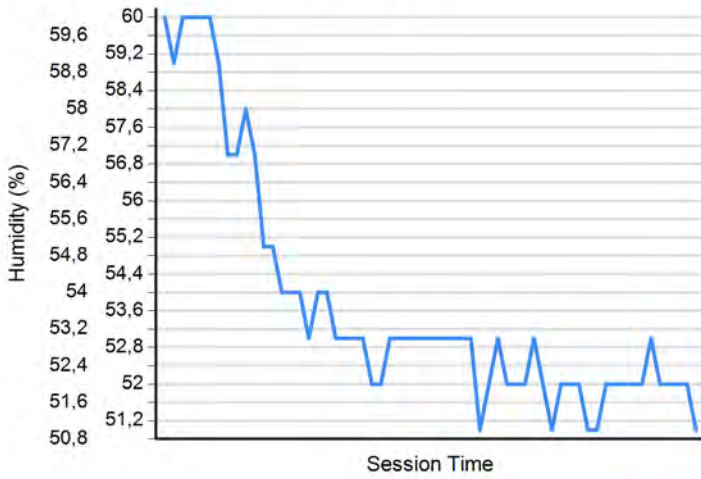
Air Temperature



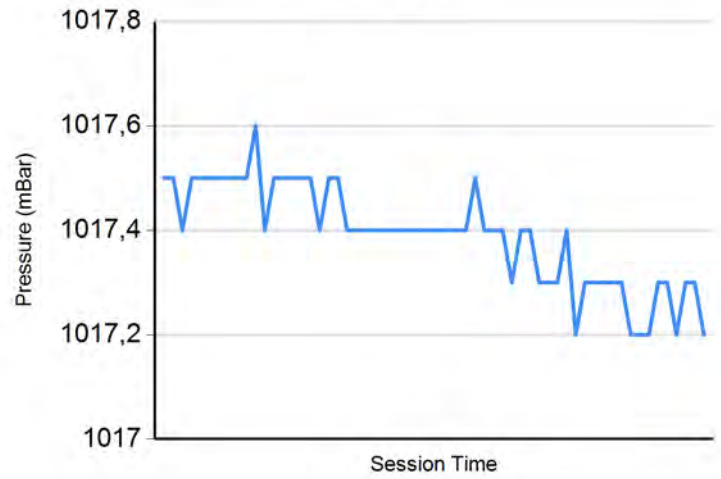
Track Temperature



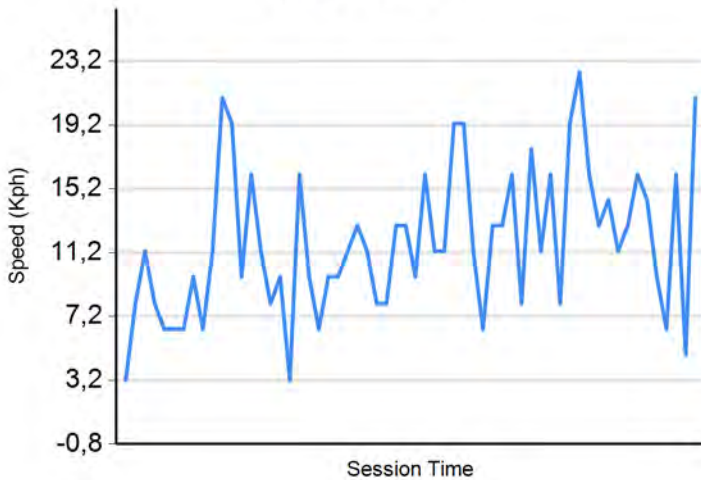
Humidity



Pressure

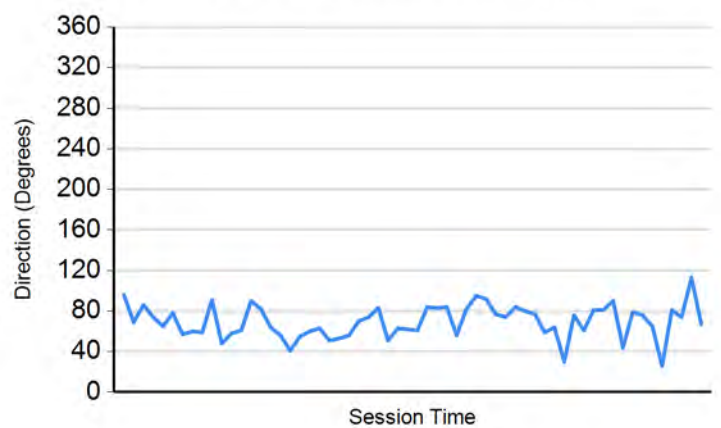


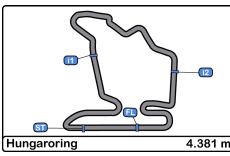
Wind Speed



Wind direction

North = 0°/360° Est = 90° South = 180° West = 270°





Hungaroring
GT Cup Open Europe
Private test 1 - 2



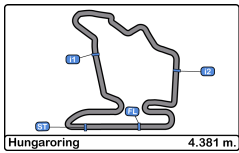
Results

Cls	Nº	Entrant/Team	Nat	Driver 1	Nat	Driver 2	Nat	Vehicle	Cat	Cls	Laps	Private test - 1	Private test - 2	Best	Gap	Interval	Km/h		
1	51	Ombra Racing	ITA	Aldo Festante	ITA			Porsche 911 GT3 Cup 2018	PROAM	1	41	1:50.687	16	1:49.578	16	1:49.578		143.9	
2	22	PZ Oberer Zürichsee by TFT	CHE	Niki Leutwiler	CHE	Vicent Beltoise	FRA	Porsche 911 Cup MY 2018	PROAM	2	26			1:50.356	23	1:50.356	0.778	0.778	142.9
3	99	Sports and You	PRT	Antonio Coimbra	PRT	Luis Silva	PRT	Mercedes AMG GT4 HP 2019	AM	1	44	1:52.410	7	1:51.446	11	1:51.446	1.868	1.090	141.5
4	10	Baporo Motorsport	ESP	Daniel Diaz-Varela	ESP	Manel Cerqueda	AND	Audi R8 LMS	AM	2	54	1:52.880	15	1:51.956	28	1:51.956	2.378	0.510	140.8
5	13	Baporo Motorsport	ESP	Jaume Font	ESP			Porsche 991 Cup MY 2018	AM	3	47	1:52.772	20	1:52.172	19	1:52.172	2.594	0.216	140.6
6	77	Team Virage	POL	Robert Hefler	HUN	Philippe Valenza	ESP	Aston Martin Vantage	PROAM	3	47	1:56.018	18	1:52.308	15	1:52.308	2.730	0.136	140.4
7	26	NM Racing Team	ESP	Albert Estragues	ESP			Transam Euro 2018	AM	4	23	1:53.753	17			1:53.753	4.175	1.445	138.6
8	88	Team Virage	POL	Stephane Adler	FRA	Michael Blanchemain	FRA	Aston Martin Vantage	AM	5	36	2:02.117	10	1:56.580	14	1:56.580	7.002	2.827	135.2

Published at:.....

Stewards:	Race Director:	Timekeeper:
------------------	-----------------------	--------------------





Hungaroring
GT Cup Open Europe
Free Practice - 1
Provisional Results



Cls	Nº	Entrant/Team	Nat	Driver 1	Nat	Driver 2	Nat	Vehicle	Cat	Cls	Laps	Best	Time	Gap	Interval	Km/h
1	22	PZ Oberer Zürichsee by TFT	CHE	Niki Leutwiler	CHE	Vicent Beltoise	FRA	Porsche 911 Cup MY 2018	PROAM	1	21	4	1:49.942			143.4
2	51	Ombra Racing	ITA	Aldo Festante	ITA			Porsche 911 GT3 Cup 2018	PROAM	2	21	10	1:50.450	0.508	0.508	142.7
3	10	Baporo Motorsport	ESP	Daniel Díaz-Varela	ESP	Manel Cerqueda	AND	Audi R8 LMS	AM	1	23	4	1:51.036	1.094	0.586	142.0
4	99	Sports and You	PRT	Antonio Coimbra	PRT	Luis Silva	PRT	Mercedes AMG GT4 HP 2019	AM	2	20	5	1:51.068	1.126	0.032	141.9
5	13	Baporo Motorsport	ESP	Jaume Font	ESP			Porsche 991 Cup MY 2018	AM	3	20	13	1:51.202	1.260	0.134	141.8
6	77	Team Virage	HUN	Robert Hefler	HUN	Philippe Valenza	ESP	Aston Martin Vantage	PROAM	3	23	22	1:53.406	3.464	2.204	139.0
7	26	NM Racing Team	ESP	Albert Estragues	ESP			Transam Euro 2018	AM	4	5	4	1:53.587	3.645	0.181	138.8
8	88	Team Virage	FRA	Stephane Adler	FRA	Michael Blanchemain	FRA	Aston Martin Vantage	AM	5	23	5	1:54.387	4.445	0.800	137.8
9	40	Racing Trevor	SVK	Gregor Zsigo	SVK	Csaba Walter	HUN	BMW M4	AM	6	13	10	1:55.101	5.159	0.714	137.0

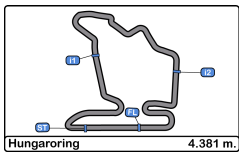
CAR 51 TIME 1:50.094 DELETED TRACK LIMITS AT T 11

Published at:.....

Track Temp: 46.3 °C Air Temp: 30.2 °C Humidity: 38 % Track Status: DRY

Stewards:	Race Director:	Timekeeper: 
-----------	----------------	---





Hungaroring
GT Cup Open Europe
Free Practice - 1
Provisional Results by Class



Cls	Nº	Entrant/Team	Nat	Driver 1	Nat	Driver 2	Nat	Vehicle	Cat	Cls	Laps	Best	Time	Gap	Interval	Km/h
PROAM																
1	22	PZ Oberer Zürichsee by TFT	CHE	Niki Leutwiler	CHE	Vicent Beltoise	FRA	Porsche 911 Cup MY 2018	PROAM	1	21	4	1:49.942			143.4
2	51	Ombra Racing	ITA	Aldo Festante	ITA			Porsche 911 GT3 Cup 2018	PROAM	2	21	10	1:50.450	0.508	0.508	142.7
3	77	Team Virage	HUN	Robert Hefler	HUN	Philippe Valenza	ESP	Aston Martin Vantage	PROAM	3	23	22	1:53.406	3.464	2.956	139.0
AM																
1	10	Baporo Motorsport	ESP	Daniel Díaz-Varela	ESP	Manel Cerqueda	AND	Audi R8 LMS	AM	1	23	4	1:51.036			142.0
2	99	Sports and You	PRT	Antonio Coimbra	PRT	Luis Silva	PRT	Mercedes AMG GT4 HP 2019	AM	2	20	5	1:51.068	0.032	0.032	141.9
3	13	Baporo Motorsport	ESP	Jaume Font	ESP			Porsche 991 Cup MY 2018	AM	3	20	13	1:51.202	0.166	0.134	141.8
4	26	NM Racing Team	ESP	Albert Estragues	ESP			Transam Euro 2018	AM	4	5	4	1:53.587	2.551	2.385	138.8
5	88	Team Virage	FRA	Stephane Adler	FRA	Michael Blanchemain	FRA	Aston Martin Vantage	AM	5	23	5	1:54.387	3.351	0.800	137.8
6	40	Racing Trevor	HUN	Gregor Zsigo	HUN	Csaba Walter	HUN	BMW M4	AM	6	13	10	1:55.101	4.065	0.714	137.0

Published at:.....

Track Temp: 46.3 °C Air Temp: 30.2 °C Humidity: 38 % Track Status: DRY

Stewards:	Race Director:	Timekeeper: 
------------------	-----------------------	--





Hungaroring
GT Cup Open Europe
Free Practice - 1
Lap Analysis



10

1 Daniel Díaz-Varela Audi R8 LMS
 2 Manel Cerqueda Baporo Motorsport

Lap	D	Time	Sector 1	Sector 2	Sector 3	T. Spd	Elapsed
1		12:12:43.024	12:11:18.830	50.347	33.847		12:12:43.024
2		1:56.478	40.727	43.664	32.087	223.6	12:14:39.502
3		1:52.029	39.510	41.727	30.792	225.4	12:16:31.531
4		1:51.036	39.218	41.088	30.730	225.4	12:18:22.567
5		1:51.125	39.130	41.188	30.807	225.4	12:20:13.692
6		2:08.490 P	41.344	45.703	41.443	226.4	12:22:22.182
7		5:07.023	3:47.801	47.583	31.639		12:27:29.205
8		1:52.545	39.873	41.762	30.910	223.6	12:29:21.750
9		1:52.118	39.174	41.846	31.098	224.5	12:31:13.868
10		1:52.430	39.323	41.968	31.139	224.0	12:33:06.298
11		1:52.095	39.372	41.636	31.087	224.0	12:34:58.393
12		2:02.421 P	39.699	45.843	36.879	224.5	12:37:00.814
13		3:42.659	2:28.540	42.088	32.031		12:40:43.473
14		1:52.107	39.340	41.685	31.082	224.5	12:42:35.580
15		1:52.783	39.726	41.788	31.269	224.0	12:44:28.363
16		1:53.326	39.844	42.023	31.459	224.0	12:46:21.689
17		1:56.573 P	39.251	42.225	35.097	224.0	12:48:18.262
18		4:06.177	2:46.781	46.128	33.268		12:52:24.439
19		1:52.886	40.052	41.745	31.089	224.0	12:54:17.325
20		1:52.044	39.240	41.674	31.130	225.9	12:56:09.369
21		2:03.672	39.272	49.099	35.301	225.9	12:58:13.041
22		1:52.048	39.412	41.590	31.046	225.4	13:00:05.089
23		2:04.463 P	39.016	41.515	43.932	225.4	13:02:09.552

22

1 Niki Leutwiler Porsche 911 Cup MY 2018
 2 Vicent Beltoise PZ Oberer Zürichsee by TFT

Lap	D	Time	Sector 1	Sector 2	Sector 3	T. Spd	Elapsed
1		12:12:26.606	12:11:06.318	46.802	33.486		12:12:26.606
2		1:57.346	41.956	43.318	32.072	218.1	12:14:23.952
3		1:50.944	39.461	40.947	30.536	220.8	12:16:14.896
4		1:49.942	39.083	40.502	30.357	222.2	12:18:04.838
5		1:55.751 P	38.890	40.853	36.008	222.6	12:20:00.589
6		9:00.194	7:48.344	41.122	30.728		12:29:00.783
7		1:50.173	39.024	40.658	30.491	221.7	12:30:50.956
8		1:50.605	39.158	40.720	30.727	222.2	12:32:41.561
9		1:51.121	39.229	41.018	30.874	223.1	12:34:32.682
10		1:58.706 P	40.163	42.906	35.637	223.1	12:36:31.388
11		4:23.478	3:10.414	41.905	31.159		12:40:54.866
12		1:51.655	39.399	41.502	30.754	222.2	12:42:46.521
13		1:55.653 P	39.191	41.152	35.310	221.7	12:44:42.174
14		4:16.232	3:00.698	43.728	31.806		12:48:58.406
15		1:52.629	39.906	41.636	31.087	223.6	12:50:51.035
16		1:52.532	39.500	41.631	31.401	223.6	12:52:43.567
17		1:52.470	39.865	41.464	31.141	222.6	12:54:36.037
18		1:51.848	39.295	41.360	31.193	223.1	12:56:27.885
19		1:52.460	39.606	41.515	31.339	223.6	12:58:20.345
20		1:52.070	39.431	41.529	31.110	224.0	13:00:12.415
21		2:01.545 P	42.582	42.028	36.935	204.9	13:02:13.960

13

1 Jaume Font Porsche 991 Cup MY 2018
 2 Baporo Motorsport

Lap	D	Time	Sector 1	Sector 2	Sector 3	T. Spd	Elapsed
1		12:12:41.264	12:11:16.352	49.275	35.637		12:12:41.264
2		1:55.098	41.791	42.295	31.012	217.7	12:14:36.362
3		1:51.821	39.345	41.431	31.045	219.9	12:16:28.183
4		1:51.837	39.340	41.233	31.264	220.4	12:18:20.020
5		1:52.036	39.518	41.417	31.101	220.4	12:20:12.056
6		2:12.450 P	41.717	47.286	43.447	220.8	12:22:24.506
7		5:35.637	4:21.874	42.242	31.521		12:28:00.143
8		1:51.439	39.189	41.208	31.042	219.9	12:29:51.582
9		1:51.286	39.448	40.973	30.865	218.1	12:31:42.868
10		1:51.706	39.233	41.141	31.332	220.4	12:33:34.574
11		2:10.009 P	43.758	45.071	41.180	203.3	12:35:44.583
12		5:56.681	4:41.772	43.675	31.234		12:41:41.264
13		1:51.202	39.232	40.950	31.020	220.4	12:43:32.466
14		1:51.523	39.302	41.122	31.099	220.4	12:45:23.989
15		1:51.658	39.236	41.156	31.266	219.9	12:47:15.647
16		2:01.405	46.023	42.999	32.383	211.7	12:49:17.052
17		1:51.362	39.135	41.147	31.080	220.8	12:51:08.414
18		1:51.657	39.380	41.076	31.201	220.4	12:53:00.071
19		1:51.485	39.302	41.112	31.071	221.3	12:54:51.556
20		2:17.758 P	47.505	45.881	44.372	216.4	12:57:09.314

26

1 Albert Estragues Transam Euro 2018
 2 NM Racing Team

Lap	D	Time	Sector 1	Sector 2	Sector 3	T. Spd	Elapsed
1		12:12:48.159	12:11:17.263	54.605	36.291		12:12:48.159
2		1:56.777	41.400	43.332	32.045	220.4	12:14:44.936
3		1:53.607	40.134	41.996	31.477	224.0	12:16:38.543
4		1:53.587	39.971	41.884	31.732	224.5	12:18:32.130
5		2:44.158 P	55.788	59.645	48.725	163.6	12:21:16.288

40

1 Gregor Zsigo BMW M4
 2 Csaba Walter Racing Trevor

Lap	D	Time	Sector 1	Sector 2	Sector 3	T. Spd	Elapsed
1		12:12:55.330	12:11:31.582	48.618	35.130		12:12:55.330
2		2:03.264	44.586	45.612	33.066	205.7	12:14:58.594
3		2:03.590 P	42.268	43.644	37.678	214.2	12:17:02.184
4		4:48.661	3:33.006	43.234	32.421		12:21:50.845
5		1:56.345	41.315	42.826	32.204	213.4	12:23:47.190
6		1:55.802	41.178	42.585	32.039	214.2	12:25:42.992
7		1:56.001	40.913	42.667	32.421	216.4	12:27:38.993
8		2:00.701 P	40.993	43.145	36.563	216.4	12:29:39.694
9		4:28.943	3:13.006	43.546	32.391		12:34:08.637
10		1:55.101	40.576	42.460	32.065	218.6	12:36:03.738
11		1:55.377	40.577	42.666	32.134	215.5	12:37:59.115
12		1:55.210	40.558	42.617	32.035	215.5	12:39:54.325
13		2:02.321 P	41.531	43.589	37.201	218.6	12:41:56.646





Hungaroring
GT Cup Open Europe
Free Practice - 1
Lap Analysis



51

1 Aldo Festante

Porsche 911 GT3 Cup 2018

88

1 Stephane Adler

Aston Martin Vantage

PROAM

2

Ombra Racing

AM

2 Michael Blanchemain

Team Virage

Lap	D	Time	Sector 1	Sector 2	Sector 3	T. Spd	Elapsed	Lap	D	Time	Sector 1	Sector 2	Sector 3	T. Spd	Elapsed
1		12:12:40.563	12:11:19.793	48.031	32.739		12:12:40.563	1		12:12:28.448	12:11:00.822	50.984	36.642		12:12:28.448
2		1:54.366	41.684	41.653	31.029	219.5	12:14:34.929	2		1:58.396	42.453	43.758	32.185	219.0	12:14:26.844
3		1:50.094	39.267	40.254	30.573	221.3	12:16:25.023	3		1:54.400	40.537	42.275	31.588	223.1	12:16:21.244
4		1:51.347	38.875	40.909	31.563	222.2	12:18:16.370	4		1:54.744	40.730	42.448	31.566	222.6	12:18:15.988
5		2:05.102	46.554	46.963	31.585	223.6	12:20:21.472	5		1:54.387	40.057	42.733	31.597	223.6	12:20:10.375
6		1:51.804	39.208	41.061	31.535	221.3	12:22:13.276	6		1:54.618	40.177	42.808	31.633	222.6	12:22:04.993
7		1:50.930	39.041	40.722	31.167	221.7	12:24:04.206	7		1:55.365	40.389	42.923	32.053	222.6	12:24:00.358
8		2:09.036 P	43.062	45.569	40.405	221.7	12:26:13.242	8		1:54.577	40.368	42.314	31.895	222.2	12:25:54.935
9		13:53.863	12:41.486	41.515	30.862		12:40:07.105	9		1:55.240	40.438	42.816	31.986	223.6	12:27:50.175
10		1:50.450	39.242	40.676	30.532	219.9	12:41:57.555	10		2:12.743 P	41.598	47.350	43.795	223.6	12:30:02.918
11		1:52.909	39.177	42.084	31.648	222.2	12:43:50.464	11		4:43.676	3:27.671	43.754	32.251		12:34:46.594
12		1:51.500	39.826	40.906	30.768	221.7	12:45:41.964	12		1:54.972	40.283	42.674	32.015	224.0	12:36:41.566
13		1:51.677	39.235	41.422	31.020	220.4	12:47:33.641	13		2:05.059	41.114	45.674	38.271	222.6	12:38:46.625
14		1:51.839	39.521	41.325	30.993	220.8	12:49:25.480	14		2:03.921	40.324	46.368	37.229	224.0	12:40:50.546
15		1:51.606	39.384	41.186	31.036	220.8	12:51:17.086	15		2:12.779 P	40.501	49.035	43.243	223.6	12:43:03.325
16		1:51.952	39.349	41.434	31.169	221.3	12:53:09.038	16		6:47.876	5:30.178	44.193	33.505		12:49:51.201
17		1:52.010	39.546	41.404	31.060	220.8	12:55:01.048	17		1:57.228	41.100	43.433	32.695	221.3	12:51:48.429
18		1:53.055	39.662	41.979	31.414	220.8	12:56:54.103	18		1:56.248	40.706	43.270	32.272	225.0	12:53:44.677
19		1:51.448	39.421	41.018	31.009	220.8	12:58:45.551	19		1:58.197	41.253	44.327	32.617	225.4	12:55:42.874
20		1:51.981	39.312	41.352	31.317	221.3	13:00:37.532	20		1:56.875	40.912	43.318	32.645	223.6	12:57:39.749
21		2:01.529 P	39.533	41.744	40.252	220.8	13:02:39.061	21		1:56.711	40.820	43.248	32.643	225.0	12:59:36.460
22								22		1:57.362	40.467	43.958	32.937	225.0	13:01:33.822
23								23		2:09.527 P	41.991	47.336	40.200	220.8	13:03:43.349

77

1 Robert Hefler

Aston Martin Vantage

PROAM

2 Philippe Valenza

Team Virage

Lap	D	Time	Sector 1	Sector 2	Sector 3	T. Spd	Elapsed
1		12:12:34.455	12:11:02.182	53.747	38.526		12:12:34.455
2		2:19.718	52.287	51.742	35.689	192.1	12:14:54.173
3		2:06.865	44.619	48.166	34.080	218.1	12:17:01.038
4		2:07.864	45.924	47.364	34.576	219.5	12:19:08.902
5		2:23.392	52.968	55.966	34.458	184.9	12:21:32.294
6		1:55.836	41.607	42.188	32.041	221.3	12:23:28.130
7		1:54.898	40.868	42.160	31.870	221.7	12:25:23.028
8		1:54.167	40.240	41.922	32.005	222.6	12:27:17.195
9		1:54.285	40.246	42.104	31.935	221.3	12:29:11.480
10		2:00.719 P	40.614	42.278	37.827	222.6	12:31:12.199
11		7:07.547	5:52.326	43.377	31.844		12:38:19.746
12		1:54.331	40.096	42.373	31.862	222.6	12:40:14.077
13		1:54.235	40.038	42.301	31.896	222.6	12:42:08.312
14		1:54.182	39.828	42.271	32.083	222.6	12:44:02.494
15		2:15.278	46.589	53.450	35.239	221.3	12:46:17.772
16		1:53.492	39.820	41.950	31.722	223.1	12:48:11.264
17		1:53.748	39.957	41.997	31.794	221.7	12:50:05.012
18		1:53.954	40.123	42.120	31.711	223.1	12:51:58.966
19		2:06.561	45.291	47.037	34.233	223.1	12:54:05.527
20		2:01.076	39.820	47.855	33.401	224.0	12:56:06.603
21		1:53.871	39.881	42.282	31.708	224.5	12:58:00.474
22		1:53.406	39.684	42.026	31.696	224.0	12:59:53.880
23		2:03.744 P	39.964	43.908	39.872	222.6	13:01:57.624

99

1 Antonio Coimbra

Mercedes AMG GT4 HP 2019

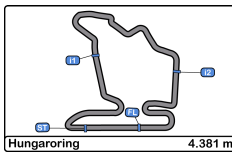
AM

2 Luis Silva

Sports and You

Lap	D	Time	Sector 1	Sector 2	Sector 3	T. Spd	Elapsed
1		12:12:12.479	12:10:53.788	45.940	32.751		12:12:12.479
2		1:53.430	40.281	42.091	31.058	225.0	12:14:05.909
3		1:51.507	39.347	41.099	31.061	226.4	12:15:57.416
4		1:51.329	39.279	41.130	30.920	226.8	12:17:48.745
5		1:51.068	39.072	41.105	30.891	226.4	12:19:39.813
6		2:00.330	39.940	45.927	34.463	227.8	12:21:40.143
7		1:51.675	39.200	41.573	30.902	228.8	12:23:31.818
8		1:55.914 P	38.964	41.393	35.557	227.8	12:25:27.732
9		10:45.084	9:28.163	44.684	32.237		12:36:12.816
10		1:55.284	40.541	43.196	31.547	224.0	12:38:08.100
11		1:54.296	39.900	42.474	31.922	225.4	12:40:02.396
12		1:54.066	40.280	42.304	31.482	226.4	12:41:56.462
13		1:53.613	39.864	42.141	31.608	225.9	12:43:50.075
14		2:01.365	42.618	45.842	32.905	226.4	12:45:51.440
15		1:55.539	40.063	42.604	32.872	225.9	12:47:46.979
16		1:53.642	39.880	42.057	31.705	226.4	12:49:40.621
17		2:06.686 P	41.523	46.974	38.189	225.9	12:51:47.307
18		4:02.076	2:41.065	46.408	34.603		12:55:49.383
19		1:53.688	40.084	42.023	31.581	226.4	12:57:43.071
20		2:01.551 P	40.144	42.238	39.169	227.3	12:59:44.622



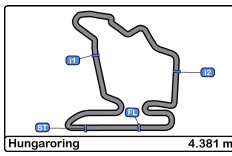


Hungaroring
GT Cup Open Europe
Free Practice - 1
Best Sectors Results



Sector - 1				Sector - 2				Sector - 3				Ideal Lap vs Best Lap				
Clas	Nº	Driver	Time	Nº	Driver	Time	Nº	Driver	Time	Clas	Nº	Driver	Ideal Lap	Best Lap	Clas	
1	51	Aldo Festante	38.875	51	Aldo Festante	40.254	22	Leutwiler - Beltoise	30.357	1	51	Aldo Festante	1:49.661	1:50.450	2	
2	22	Leutwiler - Beltoise	38.890	22	Leutwiler - Beltoise	40.502	51	Aldo Festante	30.532	2	22	Leutwiler - Beltoise	1:49.749	1:49.942	1	
3	99	Coimbra - Silva	38.964	13	Jaume Font	40.950	10	Díaz-Varela - Cerqueda	30.730	3	10	Díaz-Varela - Cerqueda	1:50.834	1:51.036	3	
4	10	Díaz-Varela - Cerqueda	39.016	10	Díaz-Varela - Cerqueda	41.088	13	Jaume Font	30.865	4	13	Jaume Font	1:50.950	1:51.202	5	
5	13	Jaume Font	39.135	99	Coimbra - Silva	41.099	99	Coimbra - Silva	30.891	5	99	Coimbra - Silva	1:50.954	1:51.068	4	
6	77	Hefler - Valenza	39.684	26	Albert Estragues	41.884	26	Albert Estragues	31.477	6	77	Hefler - Valenza	1:53.302	1:53.406	6	
7	26	Albert Estragues	39.971	77	Hefler - Valenza	41.922	88	Adler - Blanchemain	31.566	7	26	Albert Estragues	1:53.332	1:53.587	7	
8	88	Adler - Blanchemain	40.057	88	Adler - Blanchemain	42.275	77	Hefler - Valenza	31.696	8	88	Adler - Blanchemain	1:53.898	1:54.387	8	
9	40	Zsigo - Walter	40.558	40	Zsigo - Walter	42.460	40	Zsigo - Walter	32.035	9	40	Zsigo - Walter	1:55.053	1:55.101	9	



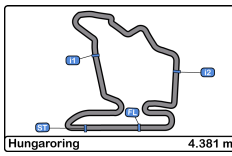


Hungaroring
GT Cup Open Europe
Free Practice - 1
Best 5 Lap Times



Cl	Nº	Entrant/Team	Nat	Driver 1	Nat	Status	Driver 2	Nat	Status	Vehicle	Cat	Cl	Best 1		Best 2		Best 3		Best 4		Best 5		
													Time	Lap	Time	Lap	Time	Lap	Time	Lap	Time	Lap	
1	22	PZ Oberer Zürichsee by TFT		Niki Leutwiler		CHE	Vicent Beltoise		FRA	Porsche 911 Cup MY 2018	PROAM	1	1:49.942	4	1:50.173	7	1:50.605	8	1:50.944	3	1:51.121	9	
2	51	Ombra Racing		Aldo Festante		ITA				Porsche 911 GT3 Cup 2018	PROAM	2	1:50.450	10	1:50.930	7	1:51.347	4	1:51.448	19	1:51.500	12	
3	10	Baporo Motorsport		Daniel Díaz-Varela		ESP	Manel Cerqueda		AND	Audi R8 LMS	AM	1	1:51.036	4	1:51.125	5	1:52.029	3	1:52.044	20	1:52.048	22	
4	99	Sports and You		Antonio Coimbra		PRT	Luis Silva		PRT	Mercedes AMG GT4 HP 2019	AM	2	1:51.068	5	1:51.329	4	1:51.507	3	1:51.675	7	1:53.430	2	
5	13	Baporo Motorsport		Jaume Font		ESP				Porsche 991 Cup MY 2018	AM	3	1:51.202	13	1:51.286	9	1:51.362	17	1:51.439	8	1:51.485	19	
6	77	Team Virage		Robert Hefler		HUN	Philippe Valenza		ESP	Aston Martin Vantage	PROAM	3	1:53.406	22	1:53.492	16	1:53.748	17	1:53.871	21	1:53.954	18	
7	26	NM Racing Team		Albert Estragues		ESP				Transam Euro 2018	AM	4	1:53.587	4	1:53.607	3	1:56.777	2	2:44.158	5			
8	88	Team Virage		Stephane Adler		FRA	Michael Blanchemain		FRA	Aston Martin Vantage	AM	5	1:54.387	5	1:54.400	3	1:54.577	8	1:54.618	6	1:54.744	4	
9	40	Racing Trevor		Gregor Zsigo		SVK	Csaba Walter		HUN	BMW M4	AM	6	1:55.101	10	1:55.210	12	1:55.377	11	1:55.802	6	1:56.001	7	



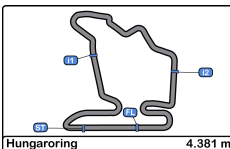


Hungaroring
GT Cup Open Europe
Free Practice - 1
Best 5 Top Speeds



Cl	N°	Entrant/Team	Nat	Driver 1	Nat	Driver 2	Nat	Vehicle	Cat	Cl	Top 1		Top 2		Top 3		Top 4		Top 5		Avg
											Km/h	Lap	Km/h	Lap	Km/h	Lap	Km/h	Lap	Km/h	Lap	
1	99	Sports and You	ESP	Antonio Coimbra	ESP	Luis Silva	ESP	Mercedes AMG GT4 HP 2019	AM	1	228.8	7	227.8	6	227.8	8	227.3	20	226.8	4	227.7
2	10	Baporo Motorsport	ESP	Daniel Diaz-Varela	ESP	Manel Cerqueda	AND	Audi R8 LMS	AM	2	226.4	6	225.9	20	225.9	21	225.4	3	225.4	4	225.8
3	88	Team Virage	POL	Stephane Adler	FRA	Michael Blanchemain	FRA	Aston Martin Vantage	AM	3	225.4	19	225.0	18	225.0	21	225.0	22	224.0	12	224.9
4	26	NM Racing Team	ESP	Albert Estragues	ESP			Transam Euro 2018	AM	4	224.5	4	224.0	3	220.4	2	163.6	5			208.1
5	77	Team Virage	POL	Robert Hefler	HUN	Philippe Valenza	ESP	Aston Martin Vantage	PROAM	1	224.5	21	224.0	20	224.0	22	223.1	16	223.1	18	223.7
6	22	PZ Oberer Zürichsee by TFT	CHE	Niki Leutwiler	CHE	Vicent Beltoise	FRA	Porsche 911 Cup MY 2018	PROAM	2	224.0	20	223.6	15	223.6	16	223.6	19	223.1	9	223.6
7	51	Ombra Racing	ITA	Aldo Festante	ITA			Porsche 911 GT3 Cup 2018	PROAM	3	223.6	5	222.2	4	222.2	11	221.7	7	221.7	8	222.3
8	13	Baporo Motorsport	ESP	Jaume Font	ESP			Porsche 991 Cup MY 2018	AM	5	221.3	19	220.8	6	220.8	17	220.4	4	220.4	5	220.7
9	40	Racing Trevor	HUN	Gregor Zsigo	HUN	Csaba Walter	HUN	BMW M4	AM	6	218.6	10	218.6	13	216.4	7	216.4	8	215.5	11	217.1



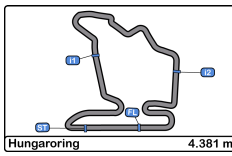


Hungaroring
GT Cup Open Europe
Free Practice - 1
Fastest Laps Sequence



Lap	Time of Day	Session Time	Nº	Entrant/Team	Nat	Driver 1	Nat	Driver 2	Nat	Vehicle	Cat	Time	Km/h
2	12:14:05.909	4:05.909	99	Sports and You		Antonio Coimbra		Luis Silva		Mercedes AMG GT4 HP 2019	AM	1:53.430	139.0
3	12:15:57.416	5:57.416	99	Sports and You		Antonio Coimbra		Luis Silva		Mercedes AMG GT4 HP 2019	AM	1:51.507	141.4
3	12:16:14.896	6:14.896	22	PZ Oberer Zürichsee by TFT		Niki Leutwiler		Vicent Beltoise		Porsche 911 Cup MY 2018	PROAM	1:50.944	142.1
4	12:18:04.838	8:04.838	22	PZ Oberer Zürichsee by TFT		Niki Leutwiler		Vicent Beltoise		Porsche 911 Cup MY 2018	PROAM	1:49.942	143.4



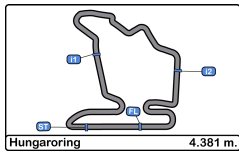


Hungaroring
GT Cup Open Europe
Free Practice - 1
Event Best Maximum Speed



Nº	Entrant/Team	Nat	Driver 1	Nat	Driver 2	Nat	Vehicle	Cat	Km/h	Session
99	Sports and You	PRT	Antonio Coimbra	PRT	Luis Silva	PRT	Mercedes AMG GT4 HP 2019	AM	228.8	Free Practice - 1
10	Baporo Motorsport	ESP	Daniel Díaz-Varela	ESP	Manel Cerqueda	ESP	Audi R8 LMS	AM	226.4	Free Practice - 1
88	Team Virage	POL	Stephane Adler	FRA	Michael Blanchemain	FRA	Aston Martin Vantage	AM	225.4	Free Practice - 1
26	NM Racing Team	ESP	Albert Estragues	ESP			Transam Euro 2018	AM	224.5	Free Practice - 1
77	Team Virage	POL	Robert Hefler	HUN	Philippe Valenza	ESP	Aston Martin Vantage	PROAM	224.5	Free Practice - 1
22	PZ Oberer Zürichsee by TFT	CHE	Niki Leutwiler	CHE	Vicent Beltoise	FRA	Porsche 911 Cup MY 2018	PROAM	224.0	Free Practice - 1
51	Ombra Racing	ITA	Aldo Festante	ITA			Porsche 911 GT3 Cup 2018	PROAM	223.6	Free Practice - 1
13	Baporo Motorsport	ESP	Jaume Font	ESP			Porsche 991 Cup MY 2018	AM	221.3	Free Practice - 1
40	Racing Trevor	SVK	Gregor Zsigo	SVK	Csaba Walter	HUN	BMW M4	AM	218.6	Free Practice - 1





Hungaroring
GT Cup Open Europe
Free Practice - 1
Pit Stop Analysis



10

Daniel Díaz-Varela AM Baporo Motorsport
 Manel Cerqueda Audi R8 LMS

Nr.	In Day Time	In Time	Out Time	Pit Time	T. Pit Time	Handicap	Penalty
1	12:22:19.770	12:22:19.770	12:25:26.792	3:07.022	3:07.022		
2	12:36:58.163	12:36:58.163	12:38:49.677	1:51.514	4:58.536		
3	12:48:15.854	12:48:15.854	12:50:22.544	2:06.690	7:05.226		

13

Jaume Font AM Baporo Motorsport
 Porsche 991 Cup MY 2018

Nr.	In Day Time	In Time	Out Time	Pit Time	T. Pit Time	Handicap	Penalty
1	12:22:22.067	12:22:22.067	12:26:06.148	3:44.081	3:44.081		
2	12:35:42.136	12:35:42.136	12:39:42.007	3:59.871	7:43.952		

22

Niki Leutwiler PROAM PZ Oberer Zürichsee by TFT
 Vicent Beltoise Porsche 911 Cup MY 2018

Nr.	In Day Time	In Time	Out Time	Pit Time	T. Pit Time	Handicap	Penalty
1	12:19:57.948	12:19:57.948	12:27:11.088	7:13.140	7:13.140		
2	12:36:28.793	12:36:28.793	12:39:03.633	2:34.840	9:47.980		
3	12:44:38.569	12:44:38.569	12:47:01.705	2:23.136	12:11.116		

40

Gregor Zsigo AM Racing Trevor
 Csaba Walter BMW M4

Nr.	In Day Time	In Time	Out Time	Pit Time	T. Pit Time	Handicap	Penalty
1	12:16:59.007	12:16:59.007	12:19:54.501	2:55.494	2:55.494		
2	12:29:36.733	12:29:36.733	12:32:13.518	2:36.785	5:32.279		

51

Aldo Festante PROAM Ombra Racing
 Porsche 911 GT3 Cup 2018

Nr.	In Day Time	In Time	Out Time	Pit Time	T. Pit Time	Handicap	Penalty
1	12:26:09.772	12:26:09.772	12:38:15.109	12:05.337	12:05.337		

77

Robert Hefler PROAM Team Virage
 Philippe Valenza Aston Martin Vantage

Nr.	In Day Time	In Time	Out Time	Pit Time	T. Pit Time	Handicap	Penalty
1	12:31:09.446	12:31:09.446	12:36:23.601	5:14.155	5:14.155		

88

Stephane Adler AM Team Virage
 Michael Blanchemain Aston Martin Vantage

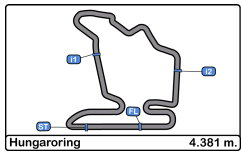
Nr.	In Day Time	In Time	Out Time	Pit Time	T. Pit Time	Handicap	Penalty
1	12:29:59.689	12:29:59.689	12:32:50.909	2:51.220	2:51.220		
2	12:43:00.329	12:43:00.329	12:47:52.610	4:52.281	7:43.501		

99

Antonio Coimbra AM Sports and You
 Luis Silva Mercedes AMG GT4 HP 2019

Nr.	In Day Time	In Time	Out Time	Pit Time	T. Pit Time	Handicap	Penalty
1	12:25:25.050	12:25:25.050	12:34:13.964	8:48.914	8:48.914		
2	12:51:44.665	12:51:44.665	12:53:44.542	1:59.877	10:48.791		

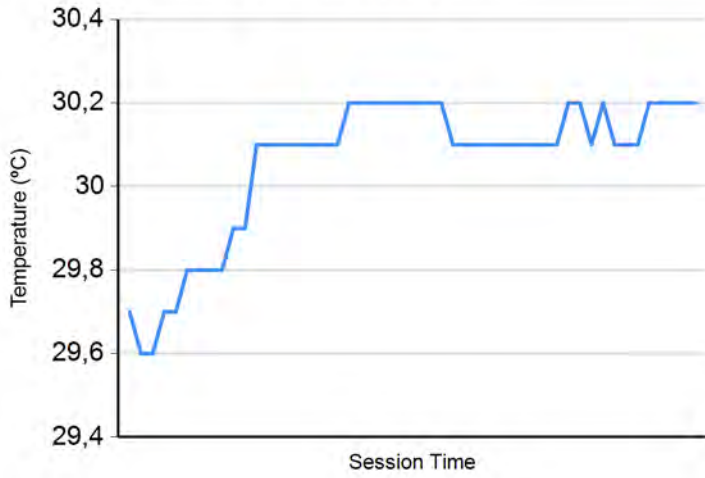




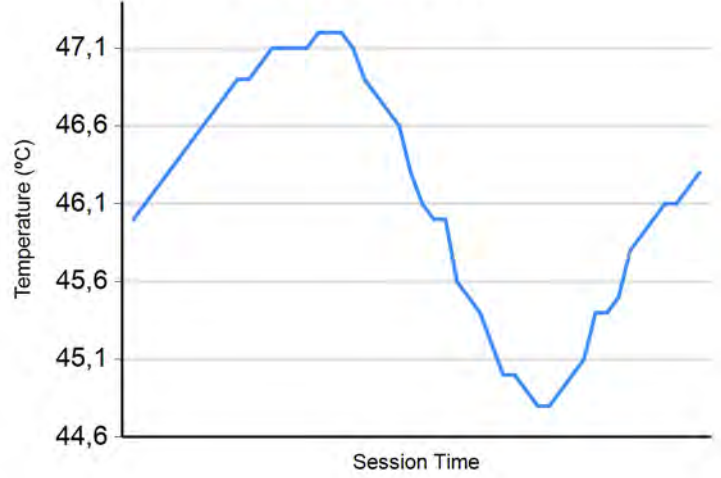
Hungaroring
GT Cup Open Europe
Free Practice - 1
Weather Report



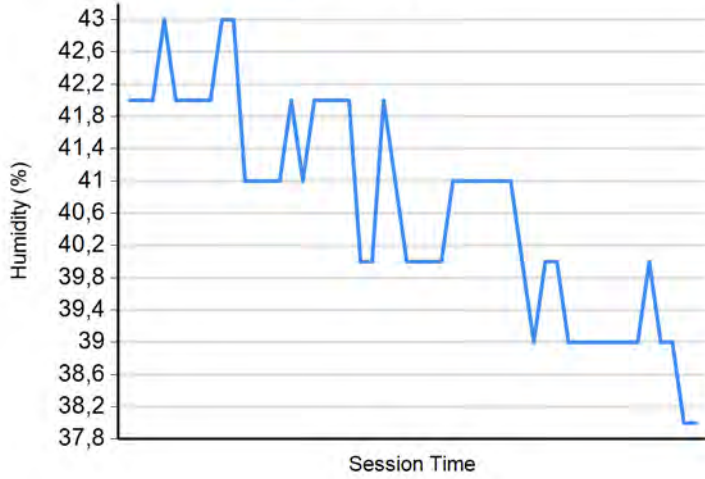
Air Temperature



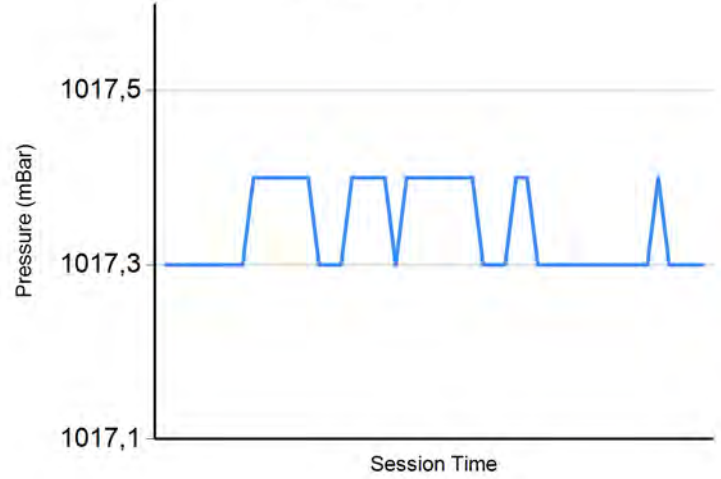
Track Temperature



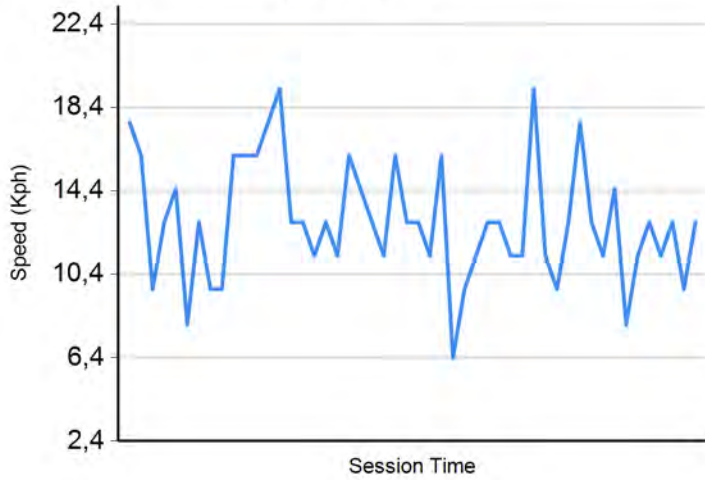
Humidity



Pressure

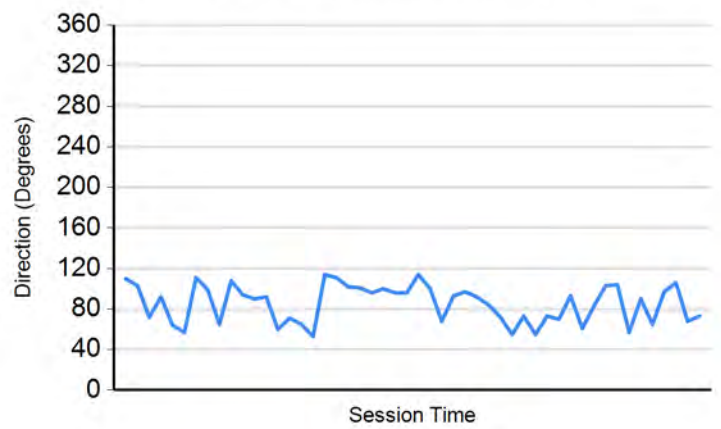


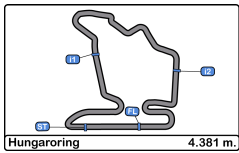
Wind Speed



Wind direction

North = 0°/360° Est = 90° South = 180° West = 270°





Hungaroring
GT Cup Open Europe
Free Practice - 2
Provisional Results




Cls	Nº	Entrant/Team	Nat	Driver 1	Nat	Driver 2	Nat	Vehicle	Cat	Cls	Laps	Best	Time	Gap	Interval	Km/h
1	51	Ombra Racing	ITA	Aldo Festante	ITA			Porsche 911 GT3 Cup 2018	PROAM	1	16	4	1:50.858			142.2
2	99	Sports and You	PRT	Antonio Coimbra	PRT	Luis Silva	PRT	Mercedes AMG GT4 HP 2019	AM	1	23	19	1:51.656	0.798	0.798	141.2
3	77	Team Virage	POL	Robert Hefler	HUN	Philippe Valenza	ESP	Aston Martin Vantage	PROAM	2	21	11	1:52.077	1.219	0.421	140.7
4	26	NM Racing Team	ESP	Albert Estragues	ESP			Transam Euro 2018	AM	2	15	12	1:52.240	1.382	0.163	140.5
5	13	Baporo Motorsport	ESP	Jaume Font	ESP			Porsche 991 Cup MY 2018	AM	3	22	14	1:52.311	1.453	0.071	140.4
6	10	Baporo Motorsport	ESP	Daniel Díaz-Varela	ESP	Manel Cerqueda	AND	Audi R8 LMS	AM	4	18	3	1:52.471	1.613	0.160	140.2
7	40	Racing Trevor	SVK	Gregor Zsigo	SVK	Csaba Walter	HUN	BMW M4	AM	5	15	7	1:53.822	2.964	1.351	138.5
8	88	Team Virage	POL	Stephane Adler	FRA	Michael Blanchemain	FRA	Aston Martin Vantage	AM	6	25	11	1:54.702	3.844	0.880	137.5

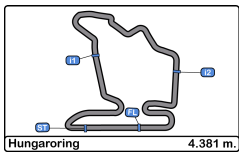
CAR 10 TIME 1:51.833 DELETED TRACK LIMITS AT T 11
 CAR 99 TIME 1:54.160 DELETED TRACK LIMITS AT T 11
 CAR 51 TIME 1:50.667 DELETED TRACK LIMITS AT T 11

Published at:.....

Track Temp: 44.0 °C Air Temp: 31.1 °C Humidity: 37 % Track Status: DRY

Stewards:	Race Director:	Timekeeper: 
------------------	-----------------------	--






Hungaroring
GT Cup Open Europe
Free Practice - 2
Provisional Results by Class



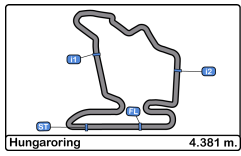
Cls	Nº	Entrant/Team	Nat	Driver 1	Nat	Driver 2	Nat	Vehicle	Cat	Cls	Laps	Best	Time	Gap	Interval	Km/h
PROAM																
1	51	Ombra Racing	ITA	Aldo Festante	ITA			Porsche 911 GT3 Cup 2018	PROAM	1	16	4	1:50.858			142.2
2	77	Team Virage	HUN	Robert Hefler	HUN	Philippe Valenza	ESP	Aston Martin Vantage	PROAM	2	21	11	1:52.077	1.219	1.219	140.7
AM																
1	99	Sports and You	ESP	Antonio Coimbra	ESP	Luis Silva	ESP	Mercedes AMG GT4 HP 2019	AM	1	23	19	1:51.656			141.2
2	26	NM Racing Team	ESP	Albert Estragues	ESP			Transam Euro 2018	AM	2	15	12	1:52.240	0.584	0.584	140.5
3	13	Baporo Motorsport	ESP	Jaume Font	ESP			Porsche 991 Cup MY 2018	AM	3	22	14	1:52.311	0.655	0.071	140.4
4	10	Baporo Motorsport	ESP	Daniel Díaz-Varela	ESP	Manel Cerqueda	AND	Audi R8 LMS	AM	4	18	3	1:52.471	0.815	0.160	140.2
5	40	Racing Trevor	SVK	Gregor Zsigo	SVK	Csaba Walter	HUN	BMW M4	AM	5	15	7	1:53.822	2.166	1.351	138.5
6	88	Team Virage	FRA	Stephane Adler	FRA	Michael Blanchemain	FRA	Aston Martin Vantage	AM	6	25	11	1:54.702	3.046	0.880	137.5

Published at:.....

Track Temp: 44.0 °C Air Temp: 31.1 °C Humidity: 37 % Track Status: DRY

Stewards:	Race Director:	Timekeeper: 
------------------	-----------------------	--





Hungaroring
GT Cup Open Europe
Free Practice - 2
Lap Analysis



10 1 Daniel Díaz-Varela Audi R8 LMS **26** 1 Albert Estragues Transam Euro 2018
 AM 2 Manel Cerqueda Baporo Motorsport AM 2 NM Racing Team

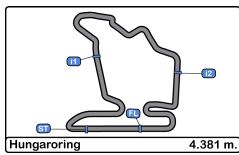
Lap D	Time	Sector 1	Sector 2	Sector 3	T. Spd	Elapsed	Lap D	Time	Sector 1	Sector 2	Sector 3	T. Spd	Elapsed
1	15:23:07.096	15:21:43.208	48.755	35.133		15:23:07.096	1	15:15:26.401	15:14:05.027	48.050	33.324		15:15:26.401
2	1:54.786	40.027	42.436	32.323	224.5	15:25:01.882	2	1:56.061	41.462	42.834	31.765	222.2	15:17:22.462
3	1:52.471	39.590	41.788	31.093	225.9	15:26:54.353	3	1:54.167	40.412	41.861	31.894	224.5	15:19:16.629
4	1:54.833	39.097	41.560	31.176	226.4	15:28:46.186	4	1:52.667	39.590	41.483	31.594	225.9	15:21:09.296
5	1:57.618 P	39.185	41.705	36.728	226.4	15:30:43.804	5	1:52.922	39.815	41.619	31.488	225.4	15:23:02.218
6	4:27.405	3:12.716	42.817	31.872		15:35:11.209	6	1:52.382	39.903	41.130	31.349	225.0	15:24:54.600
7	1:53.724	39.836	42.503	31.385	221.7	15:37:04.933	7	1:52.520	39.723	41.303	31.494	225.0	15:26:47.120
8	1:53.780	39.891	42.341	31.548	223.1	15:38:58.713	8	2:00.777 P	40.640	42.283	37.854	225.4	15:28:47.897
9	1:53.186	39.418	42.165	31.603	224.0	15:40:51.899	9	6:37.662	5:21.427	43.959	32.276		15:35:25.559
10	1:59.065 P	40.149	43.633	35.283	223.1	15:42:50.964	10	1:52.866	39.950	41.413	31.503	224.5	15:37:18.425
11	4:50.444	3:36.051	42.921	31.472		15:47:41.408	11	2:00.025	39.733	47.253	33.039	225.9	15:39:18.450
12	1:54.394	40.011	43.003	31.380	221.7	15:49:35.802	12	1:52.240	39.780	41.246	31.214	225.9	15:41:10.690
13	1:53.193	39.627	42.056	31.510	222.6	15:51:28.995	13	1:52.618	39.832	41.365	31.421	226.4	15:43:03.308
14	2:02.443 P	39.842	47.120	35.481	221.7	15:53:31.438	14	2:05.874 P	42.642	43.811	39.421	226.8	15:45:09.182
15	3:50.476	2:33.262	44.537	32.677		15:57:21.914	15	7:47.786 P	6:16.688	48.455	42.643		15:52:56.968
16	1:53.273	39.719	41.872	31.682	224.0	15:59:15.187	40 1 Gregor Zsigo BMW M4						
17	1:53.240	40.032	41.640	31.568	225.4	16:01:08.427	AM	2 Csaba Walter Racing Trevor					
18	2:02.359 P	39.434	42.059	40.866	225.4	16:03:10.786							

13 1 Jaume Font Porsche 991 Cup MY 2018
 AM 2 Baporo Motorsport

Lap D	Time	Sector 1	Sector 2	Sector 3	T. Spd	Elapsed	Lap D	Time	Sector 1	Sector 2	Sector 3	T. Spd	Elapsed
1	15:13:06.364	15:11:49.077	44.866	32.421		15:13:06.364	1	15:12:40.356	15:11:17.802	48.724	33.830		15:12:40.356
2	1:54.337	40.212	42.507	31.618	217.3	15:15:00.701	2	2:00.331	42.324	44.922	33.085	216.0	15:14:40.687
3	1:52.661	39.765	41.509	31.387	218.6	15:16:53.362	3	1:58.334	42.688	43.143	32.503	214.7	15:16:39.021
4	1:52.922	39.504	41.873	31.545	219.9	15:18:46.284	4	1:57.402	41.660	43.439	32.303	217.7	15:18:36.423
5	1:53.108	39.630	42.059	31.419	219.9	15:20:39.392	5	2:07.793 P	42.274	44.083	41.436	216.8	15:20:44.216
6	1:53.214	39.852	41.784	31.578	220.4	15:22:32.606	6	6:53.693	5:39.191	42.203	32.299		15:27:37.909
7	1:53.194	39.464	42.159	31.571	219.9	15:24:25.800	7	1:53.822	40.221	41.942	31.659	220.8	15:29:31.731
8	1:53.169	39.641	41.864	31.664	219.0	15:26:18.969	8	1:54.095	40.140	42.150	31.805	216.4	15:31:25.826
9	2:06.907 P	40.945	44.942	41.020	220.4	15:28:25.876	9	1:57.711 P	40.466	42.181	35.064	216.4	15:33:23.537
10	5:22.310	4:08.242	42.642	31.426		15:33:48.186	10	5:20.556	4:04.638	43.341	32.577		15:38:44.093
11	1:53.156	39.998	41.682	31.476	219.0	15:35:41.342	11	1:56.641	40.980	43.552	32.109	216.0	15:40:40.734
12	1:53.090	39.900	41.678	31.512	219.9	15:37:34.432	12	1:57.542	41.096	44.125	32.321	217.3	15:42:38.276
13	1:53.432	39.560	42.122	31.750	220.8	15:39:27.864	13	1:57.964	41.816	43.796	32.352	215.5	15:44:36.240
14	1:52.311	39.431	41.681	31.199	220.8	15:41:20.175	14	1:56.101	41.114	42.675	32.312	217.3	15:46:32.341
15	1:52.400	39.530	41.609	31.261	220.8	15:43:12.575	15	2:06.085 P	41.968	43.522	40.595	217.3	15:48:38.426
16	1:52.456	39.572	41.504	31.380	221.3	15:45:05.031	51 1 Aldo Festante Porsche 911 GT3 Cup 2018						
17	1:52.629	39.698	41.435	31.496	218.1	15:46:57.660	PROAM	2 Ombra Racing					
18	2:08.861 P	42.357	46.586	39.918	220.8	15:49:06.521							
19	5:08.016	3:54.809	41.618	31.589		15:54:14.537							
20	1:52.381	39.368	41.626	31.387	219.5	15:56:06.918							
21	1:53.198	39.768	41.880	31.550	219.9	15:58:00.116							
22	2:13.126 P	41.489	51.037	40.600	197.4	16:00:13.242							

Lap D	Time	Sector 1	Sector 2	Sector 3	T. Spd	Elapsed
1	15:24:31.659	15:23:18.100	42.457	31.102		15:24:31.659
2	1:51.032	39.221	40.908	30.903	220.4	15:26:22.691
3	1:50.936	39.198	40.837	30.901	222.6	15:28:13.627
4	1:50.858	39.188	40.843	30.827	221.7	15:30:04.485
5	2:05.352 P	42.384	43.814	39.154	221.3	15:32:09.837
6	4:11.921	2:56.252	44.251	31.418		15:36:21.758
7	1:51.474	39.334	40.956	31.184	220.4	15:38:13.232
8	2:03.334	47.224	43.983	32.127	220.4	15:40:16.566
9	1:51.310	39.294	40.904	31.112	220.4	15:42:07.876
10	2:06.301 P	43.584	44.680	38.037	219.9	15:44:14.177
11	6:00.364	4:43.482	45.212	31.670		15:50:14.541
12	4:50.667	39.229	40.733	30.705	219.0	15:52:05.208
13	1:51.509	39.386	41.231	30.892	220.4	15:53:56.717
14	1:51.843	39.244	40.835	31.764	220.4	15:55:48.560
15	2:01.468 P	39.696	43.693	38.079	221.3	15:57:50.028
16	3:20.567 P	1:55.126	46.009	39.432		16:01:10.595





Hungaroring
GT Cup Open Europe
Free Practice - 2
Lap Analysis



77

1 Robert Hefler
 Aston Martin Vantage
 PROAM 2 Philippe Valenza
 Team Virage

99

1 Antonio Coimbra
 Mercedes AMG GT4 HP 2019
 AM 2 Luis Silva
 Sports and You

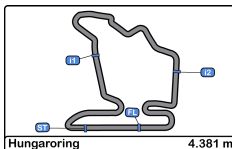
Lap D	Time	Sector 1	Sector 2	Sector 3	T. Spd	Elapsed	Lap D	Time	Sector 1	Sector 2	Sector 3	T. Spd	Elapsed
1	15:12:14.755	15:10:53.575	48.547	32.633		15:12:14.755	1	15:15:52.136	15:14:28.009	49.248	34.879		15:15:52.136
2	1:56.907	40.471	43.135	33.301	222.2	15:14:11.662	2	1:59.007	41.602	44.782	32.623	221.3	15:17:51.143
3	1:54.700	40.340	42.412	31.948	222.2	15:16:06.362	3	1:55.591	40.823	42.972	31.796	221.7	15:19:46.734
4	1:54.815	40.256	42.530	32.029	222.2	15:18:01.177	4	1:54.702	40.281	42.504	31.917	224.5	15:21:41.436
5	1:54.669	40.181	42.390	32.098	221.7	15:19:55.846	5	1:54.867	40.301	42.602	31.964	220.8	15:23:36.303
6	1:54.201	40.090	42.267	31.844	221.3	15:21:50.047	6	1:54.288	40.246	42.314	31.728	222.6	15:25:30.591
7	2:00.216 P	40.070	42.362	37.784	223.1	15:23:50.263	7	1:54.003	40.092	42.242	31.669	223.1	15:27:24.594
8	6:06.449	4:51.325	42.964	32.160		15:29:56.712	8	1:54.160	40.096	42.117	31.947	224.5	15:29:18.754
9	1:53.028	40.170	41.332	31.526	222.2	15:31:49.740	9	2:04.664 P	40.658	46.443	37.563	225.4	15:31:23.418
10	1:52.443	39.612	41.386	31.445	222.6	15:33:42.183	10	6:09.148	4:45.772	46.142	37.234		15:37:32.566
11	1:52.077	39.567	41.264	31.246	221.7	15:35:34.260	11	1:52.713	39.696	41.989	31.028	225.4	15:39:25.279
12	1:53.297	39.626	42.105	31.566	223.1	15:37:27.557	12	1:51.909	39.200	41.482	31.227	226.4	15:41:17.188
13	1:53.231	39.674	41.803	31.754	222.2	15:39:20.788	13	1:52.252	39.355	41.677	31.220	226.4	15:43:09.440
14	1:53.616	40.142	41.865	31.609	222.6	15:41:14.404	14	1:53.104	39.469	42.035	31.600	226.4	15:45:02.544
15	1:57.127 P	39.699	41.828	35.600	222.2	15:43:11.531	15	1:52.604	39.656	41.675	31.273	225.9	15:46:55.148
16	7:53.776	6:38.461	43.139	32.176		15:51:05.307	16	1:52.525	39.492	41.744	31.289	225.9	15:48:47.673
17	1:53.278	39.938	41.743	31.597	222.6	15:52:58.585	17	1:52.051	39.424	41.629	30.998	225.4	15:50:39.724
18	1:53.446	39.854	42.022	31.570	221.3	15:54:52.031	18	1:53.784	39.781	42.819	31.184	226.4	15:52:33.508
19	1:52.795	39.809	41.545	31.441	223.6	15:56:44.826	19	1:51.656	39.297	41.371	30.988	225.9	15:54:25.164
20	1:52.789	39.711	41.506	31.572	222.6	15:58:37.615	20	1:51.774	39.118	41.620	31.036	226.4	15:56:16.938
21	1:59.849 P	39.659	41.993	38.197	223.1	16:00:37.464	21	1:52.048	39.254	41.831	30.963	226.4	15:58:08.986
22							22	1:53.239	39.419	42.676	31.144	226.8	16:00:02.225
23							23	1:57.547 P	39.440	42.312	35.795	227.8	16:01:59.772

88

1 Stephane Adler
 Aston Martin Vantage
 AM 2 Michael Blanchemain
 Team Virage

Lap D	Time	Sector 1	Sector 2	Sector 3	T. Spd	Elapsed
1	15:12:11.118	15:10:49.466	46.715	34.937		15:12:11.118
2	2:01.387	42.204	44.690	34.493	217.3	15:14:12.505
3	1:56.853	41.019	43.111	32.723	223.1	15:16:09.358
4	1:56.430	40.784	42.950	32.696	223.1	15:18:05.788
5	1:56.140	40.686	43.040	32.414	220.8	15:20:01.928
6	1:56.571	40.838	42.975	32.758	221.7	15:21:58.499
7	1:56.238	40.870	43.076	32.292	217.3	15:23:54.737
8	2:02.287 P	40.849	43.604	37.834	221.3	15:25:57.024
9	4:51.800	3:35.083	43.830	32.887		15:30:48.824
10	1:56.096	40.934	42.885	32.277	220.4	15:32:44.920
11	1:54.702	40.291	42.328	32.083	222.2	15:34:39.622
12	1:55.714	40.617	42.654	32.443	222.2	15:36:35.336
13	3:11.514 P	40.666	1:49.391	41.457	222.2	15:39:46.850
14	4:13.776	2:56.762	44.688	32.326		15:44:00.626
15	1:56.258	40.304	43.588	32.366	220.4	15:45:56.884
16	1:55.837	40.420	43.349	32.068	220.4	15:47:52.721
17	1:55.884	40.515	43.386	31.983	221.7	15:49:48.605
18	1:55.756	40.768	42.905	32.083	221.3	15:51:44.361
19	1:55.299	40.471	42.791	32.037	221.3	15:53:39.660
20	1:56.256	40.888	42.891	32.477	219.0	15:55:35.916
21	1:55.505	40.755	42.851	31.899	221.7	15:57:31.421
22	1:55.481	40.743	42.706	32.032	222.2	15:59:26.902
23	1:55.362	40.283	43.028	32.051	221.7	16:01:22.264
24	2:17.966	48.468	49.379	40.119	193.2	16:03:40.230
25	2:19.575 P	48.781	46.970	43.824	137.2	16:05:59.805



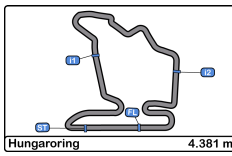


Hungaroring
GT Cup Open Europe
Free Practice - 2
Best Sectors Results



Sector - 1				Sector - 2				Sector - 3				Ideal Lap vs Best Lap				
Clas	Nº	Driver	Time	Nº	Driver	Time	Nº	Driver	Time	Clas	Nº	Driver	Ideal Lap	Best Lap	Clas	
1	10	Díaz-Varela - Cerqueda	39.097	51	Aldo Festante	40.733	51	Aldo Festante	30.705	1	51	Aldo Festante	1:50.626	1:50.858	1	
2	99	Coimbra - Silva	39.118	26	Albert Estragues	41.130	99	Coimbra - Silva	30.963	2	99	Coimbra - Silva	1:51.452	1:51.656	2	
3	51	Aldo Festante	39.188	77	Hefler - Valenza	41.264	10	Díaz-Varela - Cerqueda	31.093	3	10	Díaz-Varela - Cerqueda	1:51.750	1:52.471	6	
4	13	Jaume Font	39.368	99	Coimbra - Silva	41.371	13	Jaume Font	31.199	4	26	Albert Estragues	1:51.934	1:52.240	4	
5	77	Hefler - Valenza	39.567	13	Jaume Font	41.435	26	Albert Estragues	31.214	5	13	Jaume Font	1:52.002	1:52.311	5	
6	26	Albert Estragues	39.590	10	Díaz-Varela - Cerqueda	41.560	77	Hefler - Valenza	31.246	6	77	Hefler - Valenza	1:52.077	1:52.077	3	
7	40	Zsigo - Walter	40.140	40	Zsigo - Walter	41.942	40	Zsigo - Walter	31.659	7	40	Zsigo - Walter	1:53.741	1:53.822	7	
8	88	Adler - Blanchemain	40.283	88	Adler - Blanchemain	42.328	88	Adler - Blanchemain	31.899	8	88	Adler - Blanchemain	1:54.510	1:54.702	8	



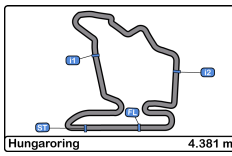


Hungaroring
GT Cup Open Europe
Free Practice - 2
Best 5 Lap Times



Cl	Nº	Entrant/Team	Nat	Driver 1	Nat	Status	Driver 2	Nat	Status	Vehicle	Cat	Cl	Best 1		Best 2		Best 3		Best 4		Best 5	
													Time	Lap	Time	Lap	Time	Lap	Time	Lap	Time	Lap
1	51	Ombra Racing	ITA	Aldo Festante	ITA					Porsche 911 GT3 Cup 2018	PROAM	1	1:50.858	4	1:50.936	3	1:51.032	2	1:51.310	9	1:51.474	7
2	99	Sports and You	PRT	Antonio Coimbra	PRT		Luis Silva	PRT		Mercedes AMG GT4 HP 2019	AM	1	1:51.656	19	1:51.774	20	1:51.909	12	1:52.048	21	1:52.051	17
3	77	Team Virage	POL	Robert Hefler	HUN		Philippe Valenza	ESP		Aston Martin Vantage	PROAM	2	1:52.077	11	1:52.443	10	1:52.789	20	1:52.795	19	1:53.028	9
4	26	NM Racing Team	ESP	Albert Estragues	ESP					Transam Euro 2018	AM	2	1:52.240	12	1:52.382	6	1:52.520	7	1:52.618	13	1:52.667	4
5	13	Baporo Motorsport	ESP	Jaume Font	ESP					Porsche 991 Cup MY 2018	AM	3	1:52.311	14	1:52.381	20	1:52.400	15	1:52.456	16	1:52.629	17
6	10	Baporo Motorsport	ESP	Daniel Díaz-Varela	ESP		Manel Cerqueda	AND		Audi R8 LMS	AM	4	1:52.471	3	1:53.186	9	1:53.193	13	1:53.240	17	1:53.273	16
7	40	Racing Trevor	SVK	Gregor Zsigo	SVK		Csaba Walter	HUN		BMW M4	AM	5	1:53.822	7	1:54.095	8	1:56.101	14	1:56.641	11	1:57.402	4
8	88	Team Virage	POL	Stephane Adler	FRA		Michael Blanchemain	FRA		Aston Martin Vantage	AM	6	1:54.702	11	1:55.299	19	1:55.362	23	1:55.481	22	1:55.505	21



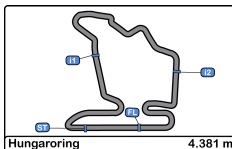


Hungaroring
GT Cup Open Europe
Free Practice - 2
Best 5 Top Speeds



Cl	Nº	Entrant/Team	Nat	Driver 1	Nat	Driver 2	Nat	Vehicle	Cat	Cl	Top 1		Top 2		Top 3		Top 4		Top 5		Avg
											Km/h	Lap	Km/h	Lap	Km/h	Lap	Km/h	Lap	Km/h	Lap	
1	99	Sports and You	ESP	Antonio Coimbra	ESP	Luis Silva	ESP	Mercedes AMG GT4 HP 2019	AM	1	227.8	23	226.8	22	226.4	12	226.4	13	226.4	14	226.7
2	26	NM Racing Team	ESP	Albert Estragues	ESP			Transam Euro 2018	AM	2	226.8	14	226.4	13	225.9	4	225.9	11	225.9	12	226.2
3	10	Baporo Motorsport	ESP	Daniel Díaz-Varela	ESP	Manel Cerqueda	AND	Audi R8 LMS	AM	3	226.4	4	226.4	5	225.9	3	225.4	17	225.4	18	225.9
4	77	Team Virage	POL	Robert Hefler	HUN	Philippe Valenza	ESP	Aston Martin Vantage	PROAM	1	223.6	19	223.1	7	223.1	12	223.1	21	222.6	10	223.1
5	88	Team Virage	POL	Stephane Adler	FRA	Michael Blanchemain	FRA	Aston Martin Vantage	AM	4	223.1	3	223.1	4	222.2	11	222.2	12	222.2	13	222.5
6	51	Ombra Racing	ITA	Aldo Festante	ITA			Porsche 911 GT3 Cup 2018	PROAM	2	222.6	3	221.7	4	221.3	5	221.3	15	220.4	2	221.4
7	13	Baporo Motorsport	ESP	Jaume Font	ESP			Porsche 991 Cup MY 2018	AM	5	221.3	16	220.8	13	220.8	14	220.8	15	220.8	18	220.9
8	40	Racing Trevor	SVK	Gregor Zsigo	SVK	Csaba Walter	HUN	BMW M4	AM	6	220.8	7	217.7	4	217.3	12	217.3	14	217.3	15	218.1



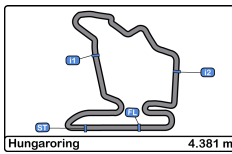


Hungaroring
GT Cup Open Europe
Free Practice - 2
Fastest Laps Sequence



Lap	Time of Day	Session Time	Nº	Entrant/Team	Nat	Driver 1	Nat	Driver 2	Nat	Vehicle	Cat	Time	Km/h
2	15:14:11.662	4:11.662	77	Team Virage		Robert Hefler		Philippe Valenza		Aston Martin Vantage	PROAM	1:56.907	134.9
2	15:15:00.701	5:00.701	13	Baporo Motorsport		Jaume Font				Porsche 991 Cup MY 2018	AM	1:54.337	137.9
3	15:16:53.362	6:53.362	13	Baporo Motorsport		Jaume Font				Porsche 991 Cup MY 2018	AM	1:52.661	139.9
6	15:24:54.600	14:54.600	26	NM Racing Team		Albert Estragues				Transam Euro 2018	AM	1:52.382	140.3
2	15:26:22.691	16:22.691	51	Ombra Racing		Aldo Festante				Porsche 911 GT3 Cup 2018	PROAM	1:51.032	142.0
3	15:28:13.627	18:13.627	51	Ombra Racing		Aldo Festante				Porsche 911 GT3 Cup 2018	PROAM	1:50.936	142.1
4	15:30:04.485	20:04.485	51	Ombra Racing		Aldo Festante				Porsche 911 GT3 Cup 2018	PROAM	1:50.858	142.2





Hungaroring
GT Cup Open Europe
Free Practice - 2
Event Best Maximum Speed



Nº	Entrant/Team	Nat	Driver 1	Nat	Driver 2	Nat	Vehicle	Cat	Km/h	Session
99	Sports and You	PRT	Antonio Coimbra	PRT	Luis Silva	PRT	Mercedes AMG GT4 HP 2019	AM	228.8	Free Practice - 1
26	NM Racing Team	ESP	Albert Estragues	ESP			Transam Euro 2018	AM	226.8	Free Practice - 2
10	Baporo Motorsport	ESP	Daniel Díaz-Varela	ESP	Manel Cerqueda	ESP	Audi R8 LMS	AM	226.4	Free Practice - 2
88	Team Virage	POL	Stephane Adler	FRA	Michael Blanchemain	FRA	Aston Martin Vantage	AM	225.4	Free Practice - 1
77	Team Virage	POL	Robert Hefler	HUN	Philippe Valenza	ESP	Aston Martin Vantage	PROAM	224.5	Free Practice - 1
22	PZ Oberer Zürichsee by TFT	CHE	Niki Leutwiler	CHE	Vicent Beltoise	FRA	Porsche 911 Cup MY 2018	PROAM	224.0	Free Practice - 1
51	Ombra Racing	ITA	Aldo Festante	ITA			Porsche 911 GT3 Cup 2018	PROAM	223.6	Free Practice - 1
13	Baporo Motorsport	ESP	Jaume Font	ESP			Porsche 991 Cup MY 2018	AM	221.3	Free Practice - 1
40	Racing Trevor	SVK	Gregor Zsigo	SVK	Csaba Walter	HUN	BMW M4	AM	220.8	Free Practice - 2





Hungaroring
GT Cup Open Europe
Free Practice - 2
Pit Stop Analysis



10

Daniel Díaz-Varela AM Baporo Motorsport
 Manel Cerqueda Audi R8 LMS

Nr.	In Day Time	In Time	Out Time	Pit Time	T. Pit Time	Handicap	Penalty
1	15:30:41.310	15:30:41.310	15:33:16.015	2:34.705	2:34.705		
2	15:42:48.363	15:42:48.363	15:45:38.989	2:50.626	5:25.331		
3	15:53:28.711	15:53:28.711	15:55:23.440	1:54.729	7:20.060		

13

Jaume Font AM Baporo Motorsport
 Porsche 991 Cup MY 2018

Nr.	In Day Time	In Time	Out Time	Pit Time	T. Pit Time	Handicap	Penalty
1	15:28:23.240	15:28:23.240	15:31:51.941	3:28.701	3:28.701		
2	15:49:04.033	15:49:04.033	15:52:21.893	3:17.860	6:46.561		

26

Albert Estragues AM NM Racing Team
 Transam Euro 2018

Nr.	In Day Time	In Time	Out Time	Pit Time	T. Pit Time	Handicap	Penalty
1	15:28:45.500	15:28:45.500	15:33:28.347	4:42.847	4:42.847		
2	15:45:06.437	15:45:06.437	15:50:42.218	5:35.781	10:18.628		

40

Gregor Zsigo AM Racing Trevor
 Csaba Walter BMW M4

Nr.	In Day Time	In Time	Out Time	Pit Time	T. Pit Time	Handicap	Penalty
1	15:20:41.766	15:20:41.766	15:25:40.226	4:58.460	4:58.460		
2	15:33:20.984	15:33:20.984	15:36:47.256	3:26.272	8:24.732		

51

Aldo Festante PROAM Ombra Racing
 Porsche 911 GT3 Cup 2018

Nr.	In Day Time	In Time	Out Time	Pit Time	T. Pit Time	Handicap	Penalty
1	15:32:06.655	15:32:06.655	15:34:27.301	2:20.646	2:20.646		
2	15:44:11.498	15:44:11.498	15:48:13.951	4:02.453	6:23.099		
3	15:57:47.438	15:57:47.438	15:59:04.709	1:17.271	7:40.370		

77

Robert Hefler PROAM Team Virage
 Philippe Valenza Aston Martin Vantage

Nr.	In Day Time	In Time	Out Time	Pit Time	T. Pit Time	Handicap	Penalty
1	15:23:47.694	15:23:47.694	15:27:59.267	4:11.573	4:11.573		
2	15:43:09.057	15:43:09.057	15:49:07.876	5:58.819	10:10.392		

88

Stephane Adler AM Team Virage
 Michael Blanchemain Aston Martin Vantage

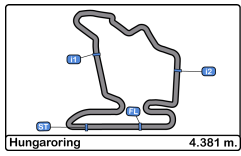
Nr.	In Day Time	In Time	Out Time	Pit Time	T. Pit Time	Handicap	Penalty
1	15:25:54.563	15:25:54.563	15:28:52.005	2:57.442	2:57.442		
2	15:39:44.341	15:39:44.341	15:42:00.273	2:15.932	5:13.374		

99

Antonio Coimbra AM Sports and You
 Luis Silva Mercedes AMG GT4 HP 2019

Nr.	In Day Time	In Time	Out Time	Pit Time	T. Pit Time	Handicap	Penalty
1	15:31:21.026	15:31:21.026	15:35:30.363	4:09.337	4:09.337		

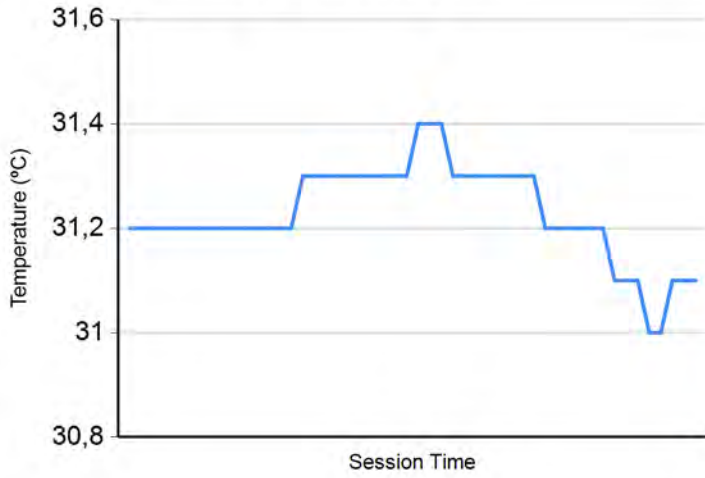




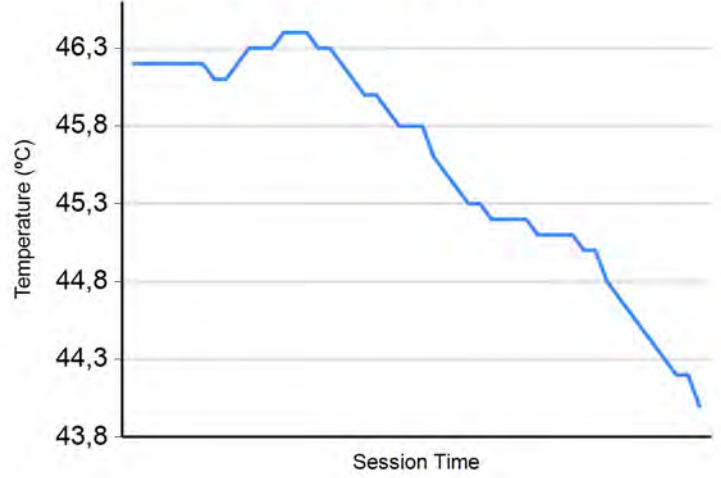
Hungaroring
GT Cup Open Europe
Free Practice - 2
Weather Report



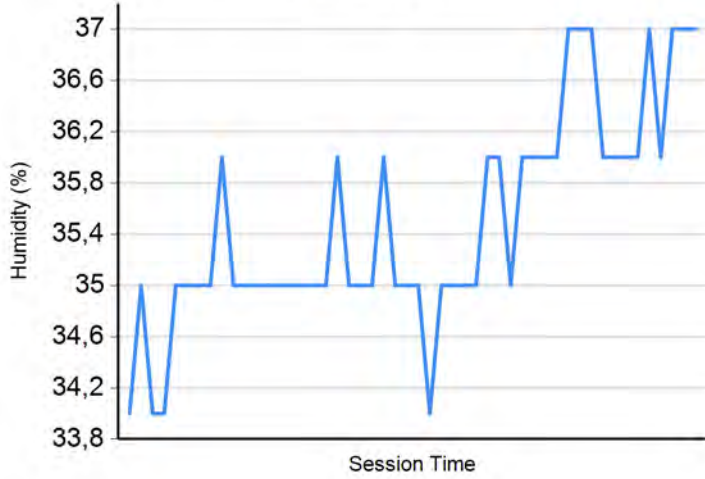
Air Temperature



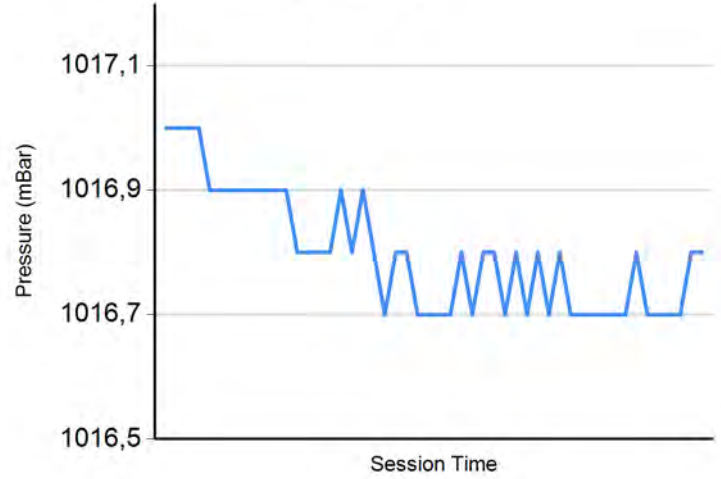
Track Temperature



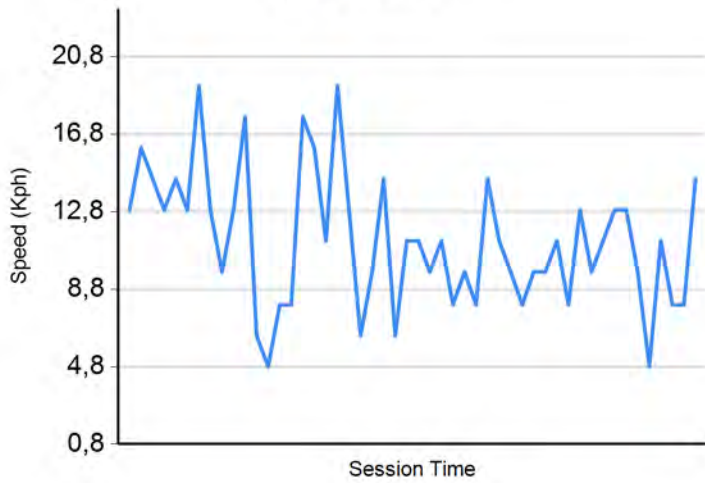
Humidity



Pressure

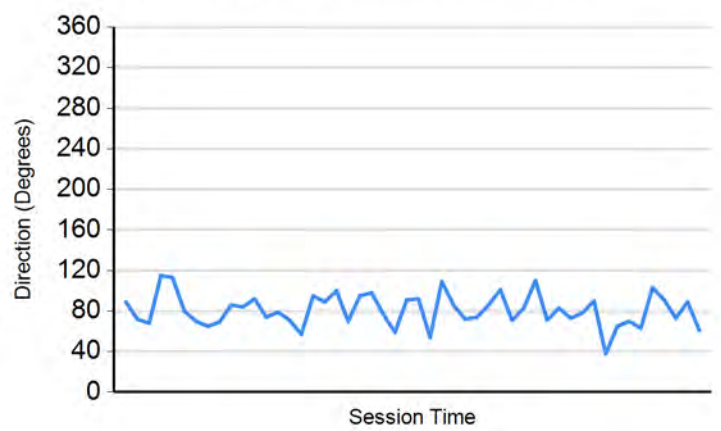


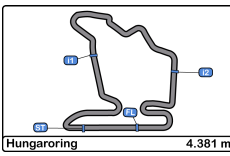
Wind Speed



Wind direction

North = 0°/360° Est = 90° South = 180° West = 270°





Hungaroring
GT Cup Open Europe
Free Practice 1 - 2



Results

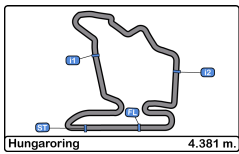
Cls	Nº	Entrant/Team	Nat	Driver 1	Nat	Driver 2	Nat	Vehicle	Cat	Cls	Laps	Free Practice - 1	Free Practice - 2	Best	Gap	Interval	Km/h		
1	22	PZ Oberer Zürichsee by TFT	CH	Niki Leutwiler	CH	Vicent Beltoise	FR	Porsche 911 Cup MY 2018	PROAM	1	21	1:49.942	4	1:49.942			143.4		
2	51	Ombra Racing	IT	Aldo Festante	IT			Porsche 911 GT3 Cup 2018	PROAM	2	37	1:50.450	10	1:50.858	4	1:50.450	0.508	0.508	142.7
3	10	Baporo Motorsport	ES	Daniel Diaz-Varela	ES	Manel Cerqueda	ES	Audi R8 LMS	AM	1	41	1:51.036	4	1:52.471	3	1:51.036	1.094	0.586	142.0
4	99	Sports and You	PT	Antonio Coimbra	PT	Luis Silva	PT	Mercedes AMG GT4 HP 2019	AM	2	43	1:51.068	5	1:51.656	19	1:51.068	1.126	0.032	141.9
5	13	Baporo Motorsport	ES	Jaume Font	ES			Porsche 991 Cup MY 2018	AM	3	42	1:51.202	13	1:52.311	14	1:51.202	1.260	0.134	141.8
6	77	Team Virage	PL	Robert Hefler	HU	Philippe Valenza	ES	Aston Martin Vantage	PROAM	3	44	1:53.406	22	1:52.077	11	1:52.077	2.135	0.875	140.7
7	26	NM Racing Team	ES	Albert Estragues	ES			Transam Euro 2018	AM	4	20	1:53.587	4	1:52.240	12	1:52.240	2.298	0.163	140.5
8	40	Racing Trevor	SK	Gregor Zsigo	SK	Csaba Walter	HU	BMW M4	AM	5	28	1:55.101	10	1:53.822	7	1:53.822	3.880	1.582	138.5
9	88	Team Virage	PL	Stephane Adler	FR	Michael Blanchemain	FR	Aston Martin Vantage	AM	6	48	1:54.387	5	1:54.702	11	1:54.387	4.445	0.565	137.8

CAR 51 TIME 1:50.094 DELETED TRACK LIMITS AT T 11
 CAR 10 TIME 1:51.833 DELETED TRACK LIMITS AT T 11
 CAR 99 TIME 1:54.160 DELETED TRACK LIMITS AT T 11
 CAR 51 TIME 1:50.667 DELETED TRACK LIMITS AT T 11

Published at:.....

Stewards:	Race Director:	Timekeeper:
------------------	-----------------------	--------------------






Hungaroring
GT Cup Open Europe
Free Practice - 3
Provisional Results



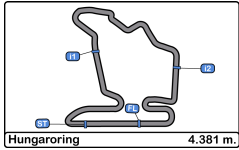
Cls	Nº	Entrant/Team	Nat	Driver 1	Nat	Driver 2	Nat	Vehicle	Cat	Cls	Laps	Best	Time	Gap	Interval	Km/h
1	22	PZ Oberer Zürichsee by TFT	CHE	Niki Leutwiler	CHE	Vicent Beltoise	FRA	Porsche 911 Cup MY 2018	PROAM	1	14	13	1:51.534			141.4
2	26	NM Racing Team	ESP	Albert Estragues	ESP			Transam Euro 2018	AM	1	5	4	1:52.497	0.963	0.963	140.1
3	13	Baporo Motorsport	ESP	Jaume Font	ESP			Porsche 991 Cup MY 2018	AM	2	11	8	1:52.695	1.161	0.198	139.9
4	77	Team Virage	POL	Robert Hefler	HUN	Philippe Valenza	ESP	Aston Martin Vantage	PROAM	2	5	4	1:53.945	2.411	1.250	138.4
5	10	Baporo Motorsport	ESP	Daniel Díaz-Varela	ESP	Manel Cerqueda		Audi R8 LMS	AM	3	12	8	1:54.287	2.753	0.342	137.9
6	40	Racing Trevor	CZE	Gregor Zsigo	ESP	Csaba Walter		BMW M4	AM	4	8	4	1:54.983	3.449	0.696	137.1
7	88	Team Virage	POL	Stephane Adler	FRA	Michael Blanchemain	FRA	Aston Martin Vantage	AM	5	13	5	1:55.437	3.903	0.454	136.6
8	99	Sports and You	PRT	Antonio Coimbra	PRT	Luis Silva	PRT	Mercedes AMG GT4 HP 2019	AM	6	6	5	1:58.609	7.075	3.172	132.9

Published at:.....

Track Temp: 43.7 °C Air Temp: 31.2 °C Humidity: 38 % Track Status: DRY

Stewards:	Race Director:	Timekeeper: 
------------------	-----------------------	--





Hungaroring
GT Cup Open Europe
Free Practice - 3
Provisional Results by Class



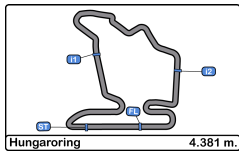
Cls	Nº	Entrant/Team	Nat	Driver 1	Nat	Driver 2	Nat	Vehicle	Cat	Cls	Laps	Best	Time	Gap	Interval	Km/h
PROAM																
1	22	PZ Oberer Zürichsee by TFT		Niki Leutwiler		Vicent Beltoise		Porsche 911 Cup MY 2018	PROAM	1	14	13	1:51.534			141.4
2	77	Team Virage		Robert Hefler		Philippe Valenza		Aston Martin Vantage	PROAM	2	5	4	1:53.945	2.411	2.411	138.4
AM																
1	26	NM Racing Team		Albert Estragues				Transam Euro 2018	AM	1	5	4	1:52.497			140.1
2	13	Baporo Motorsport		Jaume Font				Porsche 991 Cup MY 2018	AM	2	11	8	1:52.695	0.198	0.198	139.9
3	10	Baporo Motorsport		Daniel Díaz-Varela		Manel Cerqueda		Audi R8 LMS	AM	3	12	8	1:54.287	1.790	1.592	137.9
4	40	Racing Trevor		Gregor Zsigo		Csaba Walter		BMW M4	AM	4	8	4	1:54.983	2.486	0.696	137.1
5	88	Team Virage		Stephane Adler		Michael Blanchemain		Aston Martin Vantage	AM	5	13	5	1:55.437	2.940	0.454	136.6
6	99	Sports and You		Antonio Coimbra		Luis Silva		Mercedes AMG GT4 HP 2019	AM	6	6	5	1:58.609	6.112	3.172	132.9

Published at:.....

Track Temp: 43.7 °C Air Temp: 31.2 °C Humidity: 38 % Track Status: DRY

Stewards:	Race Director:	Timekeeper:
------------------	-----------------------	--------------------





Hungaroring
GT Cup Open Europe
Free Practice - 3
Lap Analysis



10

1 Daniel Díaz-Varela Audi R8 LMS
 2 Manel Cerqueda Baporo Motorsport

Lap D	Time	Sector 1	Sector 2	Sector 3	T. Spd	Elapsed
1	17:06:25.110	17:05:01.219	49.761	34.130		17:06:25.110
2	1:59.424	42.634	44.684	32.106	221.7	17:08:24.534
3	1:55.116	40.600	42.676	31.840	223.6	17:10:19.650
4	1:55.024	40.011	42.618	32.395	223.1	17:12:14.674
5	2:04.360 P	40.062	46.811	37.487	223.1	17:14:19.034
6	3:03.993	1:47.559	42.968	33.466		17:17:23.027
7	1:54.690	39.797	43.212	31.681	223.1	17:19:17.717
8	1:54.287	40.140	42.402	31.745	222.6	17:21:12.004
9	1:58.951 P	40.225	42.848	35.878	222.6	17:23:10.955
10	4:21.828	3:03.530	45.661	32.637		17:27:32.783
11	1:53.516	39.828	42.043	31.645	224.0	17:29:26.299
12	2:28.630 P	47.566	53.608	47.456	169.2	17:31:54.929

13

1 Jaume Font Porsche 991 Cup MY 2018
 2 Baporo Motorsport

Lap D	Time	Sector 1	Sector 2	Sector 3	T. Spd	Elapsed
1	17:06:37.238	17:05:12.764	50.886	33.588		17:06:37.238
2	2:14.191 P	42.743	50.156	41.292	206.5	17:08:51.429
3	3:03.812	1:49.130	42.897	31.785		17:11:55.241
4	2:14.670	45.378	53.281	36.011	217.3	17:14:09.911
5	1:54.009	40.550	41.963	31.496	218.6	17:16:03.920
6	1:52.949	39.740	41.606	31.603	219.5	17:17:56.869
7	1:54.061	40.242	41.739	32.080	221.3	17:19:50.930
8	1:52.695	39.588	41.715	31.392	221.3	17:21:43.625
9	1:53.953	39.842	41.829	32.282	220.4	17:23:37.578
10	1:53.547	39.999	41.937	31.611	219.5	17:25:31.125
11	2:06.094 P	41.209	44.546	40.339	220.8	17:27:37.219

22

1 Niki Leutwiler Porsche 911 Cup MY 2018
 2 Vicent Beltoise PZ Oberer Zürichsee by TFT

Lap D	Time	Sector 1	Sector 2	Sector 3	T. Spd	Elapsed
1	17:02:57.923	17:01:39.937	45.163	32.823		17:02:57.923
2	1:56.417	41.114	43.419	31.884	220.4	17:04:54.340
3	1:52.884	39.891	41.737	31.256	221.7	17:06:47.224
4	1:52.726	39.851	41.903	30.972	222.6	17:08:39.950
5	1:53.173	39.922	41.386	31.865	222.2	17:10:33.123
6	1:52.512	39.766	41.611	31.135	223.1	17:12:25.635
7	1:53.640	39.691	41.634	32.315	221.7	17:14:19.275
8	1:52.302	39.366	41.640	31.296	222.6	17:16:11.577
9	1:54.508	39.901	42.164	32.443	222.6	17:18:06.085
10	1:57.145 P	39.564	43.141	34.440	224.0	17:20:03.230
11	5:34.440	4:21.722	41.975	30.743		17:25:37.670
12	1:51.899	39.319	41.411	31.169	222.6	17:27:29.569
13	1:51.534	39.377	41.222	30.935	223.6	17:29:21.103
14	2:22.716 P	44.956	53.077	44.683	213.0	17:31:43.819

26

1 Albert Estragues Transam Euro 2018
 2 NM Racing Team

Lap D	Time	Sector 1	Sector 2	Sector 3	T. Spd	Elapsed
1	17:22:11.200			17:22:11.200		17:22:11.200
2	2:00.351			17:24:11.551		17:24:11.551
3	1:53.935			17:26:05.486		17:26:05.486
4	1:52.497			17:27:57.983		17:27:57.983
5	2:07.579 P			17:30:05.562		17:30:05.562

40

1 Gregor Zsigo BMW M4
 2 Csaba Walter Racing Trevor

Lap D	Time	Sector 1	Sector 2	Sector 3	T. Spd	Elapsed
1	17:09:27.082	17:08:04.774	48.505	33.803		17:09:27.082
2	2:02.710	43.128	44.441	35.141	215.1	17:11:29.792
3	1:56.953	40.827	43.880	32.246	219.0	17:13:26.745
4	1:54.983	40.572	42.431	31.980	216.4	17:15:21.728
5	1:58.634 P	40.586	42.425	35.623	216.4	17:17:20.362
6	8:34.288	7:16.223	44.215	33.850		17:25:54.650
7	1:58.280	40.244	42.367	35.669	222.2	17:27:52.930
8	2:08.316 P	40.342	43.078	44.896	219.9	17:30:01.246

77

1 Robert Hefler Aston Martin Vantage
 2 Philippe Valenza Team Virage

Lap D	Time	Sector 1	Sector 2	Sector 3	T. Spd	Elapsed
1	17:22:48.255	17:21:22.631	48.320	37.304		17:22:48.255
2	1:58.223	41.480	44.077	32.666	221.3	17:24:46.478
3	1:55.414	41.038	42.272	32.104	221.7	17:26:41.892
4	1:53.945	40.361	41.872	31.712	220.8	17:28:35.837
5	2:16.767 P	40.621	53.737	42.409	222.6	17:30:52.604

88

1 Stephane Adler Aston Martin Vantage
 2 Michael Blanchemain Team Virage

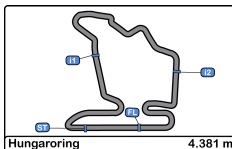
Lap D	Time	Sector 1	Sector 2	Sector 3	T. Spd	Elapsed
1	17:03:18.272	17:01:59.081	45.995	33.196		17:03:18.272
2	1:56.765	41.265	43.351	32.149	222.2	17:05:15.037
3	1:56.195	40.828	43.018	32.349	222.6	17:07:11.232
4	1:56.573	41.510	42.788	32.275	219.5	17:09:07.805
5	1:55.437	40.662	42.908	31.867	220.4	17:11:03.242
6	1:56.617	41.371	43.163	32.083	222.6	17:12:59.859
7	1:55.880	40.782	42.935	32.163	224.0	17:14:55.739
8	2:11.551 P	40.764	47.790	42.997	220.4	17:17:07.290
9	4:47.004	3:26.713	46.900	33.391		17:21:54.294
10	1:59.309	41.362	44.631	33.316	222.2	17:23:53.603
11	1:57.816	41.003	44.017	32.796	222.2	17:25:51.419
12	1:57.850	41.005	43.497	33.348	222.6	17:27:49.269
13	2:10.322 P	41.474	45.063	43.785	220.8	17:29:59.591

99

1 Antonio Coimbra Mercedes AMG GT4 HP 2019
 2 Luis Silva Sports and You

Lap D	Time	Sector 1	Sector 2	Sector 3	T. Spd	Elapsed
1	17:18:58.007	17:17:31.505	50.445	36.057		17:18:58.007
2	2:11.264	45.965	49.830	35.469	168.4	17:21:09.271
3	2:13.860 P	46.134	47.824	39.902	216.8	17:23:23.131
4	3:24.463	2:07.306	44.858	32.299		17:26:47.594
5	1:58.609	42.071	44.335	32.203	223.1	17:28:46.203
6	2:15.905 P	41.196	52.009	42.700	224.5	17:31:02.108



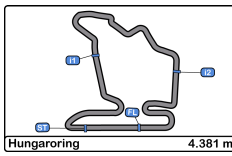


Hungaroring
GT Cup Open Europe
Free Practice - 3
Best Sectors Results



Sector - 1				Sector - 2				Sector - 3				Ideal Lap vs Best Lap				
Clas	Nº	Driver	Time	Nº	Driver	Time	Nº	Driver	Time	Clas	Nº	Driver	Ideal Lap	Best Lap	Clas	
1	22	Leutwiler - Beltoise	39.319	22	Leutwiler - Beltoise	41.222	22	Leutwiler - Beltoise	30.743	1	22	Leutwiler - Beltoise	1:51.284	1:51.534	1	
2	13	Jaume Font	39.588	13	Jaume Font	41.606	13	Jaume Font	31.392	2	13	Jaume Font	1:52.586	1:52.695	3	
3	10	Díaz-Varela - Cerqueda	39.797	77	Hefler - Valenza	41.872	10	Díaz-Varela - Cerqueda	31.645	3	10	Díaz-Varela - Cerqueda	1:53.485	1:54.287	5	
4	40	Zsigo - Walter	40.244	10	Díaz-Varela - Cerqueda	42.043	77	Hefler - Valenza	31.712	4	77	Hefler - Valenza	1:53.945	1:53.945	4	
5	77	Hefler - Valenza	40.361	40	Zsigo - Walter	42.367	88	Adler - Blanchemain	31.867	5	40	Zsigo - Walter	1:54.591	1:54.983	6	
6	88	Adler - Blanchemain	40.662	88	Adler - Blanchemain	42.788	40	Zsigo - Walter	31.980	6	88	Adler - Blanchemain	1:55.317	1:55.437	7	
7	99	Coimbra - Silva	41.196	99	Coimbra - Silva	44.335	99	Coimbra - Silva	32.203	7	99	Coimbra - Silva	1:57.734	1:58.609	8	
8	26	Albert Estragues	Transpon	26	Albert Estragues	Transpon	26	Albert Estragues	Transpon	8	26	Albert Estragues	Transpon	1:52.497	2	



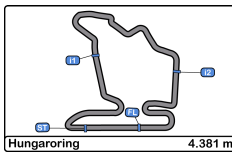


Hungaroring
GT Cup Open Europe
Free Practice - 3
Best 5 Lap Times



Cl	Nº	Entrant/Team	Nat	Driver 1	Nat	Status	Driver 2	Nat	Status	Vehicle	Cat	Cl	Best 1		Best 2		Best 3		Best 4		Best 5	
													Time	Lap	Time	Lap	Time	Lap	Time	Lap	Time	Lap
1	22	PZ Oberer Zürichsee by TFT		Niki Leutwiler		CHE			FRA	Porsche 911 Cup MY 2018	PROAM	1	1:51.534	13	1:51.899	12	1:52.302	8	1:52.512	6	1:52.726	4
2	26	NM Racing Team		Albert Estragues		ESP				Transam Euro 2018	AM	1	1:52.497	4	1:53.935	3	2:00.351	2				
3	13	Baporo Motorsport		Jaume Font		ESP				Porsche 991 Cup MY 2018	AM	2	1:52.695	8	1:52.949	6	1:53.547	10	1:53.953	9	1:54.009	5
4	77	Team Virage		Robert Hefler		HUN			AND ESP	Aston Martin Vantage	PROAM	2	1:53.945	4	1:55.414	3	1:58.223	2				
5	10	Baporo Motorsport		Daniel Díaz-Varela		ESP			AND	Audi R8 LMS	AM	3	1:54.287	8	1:54.690	7	1:55.024	4	1:55.116	3	1:58.951	9
6	40	Racing Trevor		Gregor Zsigo		SVK			HUN	BMW M4	AM	4	1:54.983	4	1:56.953	3	1:58.280	7	1:58.634	5	2:02.710	2
7	88	Team Virage		Stephane Adler		FRA			FRA	Aston Martin Vantage	AM	5	1:55.437	5	1:55.880	7	1:56.195	3	1:56.573	4	1:56.617	6
8	99	Sports and You		Antonio Coimbra		PRT			PRT	Mercedes AMG GT4 HP 2019	AM	6	1:58.609	5	2:11.264	2	2:13.860	3	3:24.463	4		



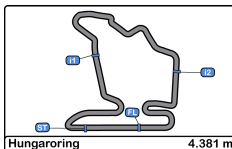


Hungaroring
GT Cup Open Europe
Free Practice - 3
Best 5 Top Speeds



Cl	Nº	Entrant/Team	Nat	Driver 1	Nat	Driver 2	Nat	Vehicle	Cat	Cl	Top 1		Top 2		Top 3		Top 4		Top 5		Avg
											Km/h	Lap	Km/h	Lap	Km/h	Lap	Km/h	Lap	Km/h	Lap	
1	99	Sports and You		Antonio Coimbra		Luis Silva		Mercedes AMG GT4 HP 2019	AM	1	224.5	6	223.1	5	216.8	3	168.4	2			208.2
2	10	Baporo Motorsport		Daniel Diaz-Varela		Manel Cerqueda		Audi R8 LMS	AM	2	224.0	11	223.6	3	223.1	4	223.1	5	223.1	7	223.4
3	22	PZ Oberer Zürichsee by TFT		Niki Leutwiler		Vicent Beltoise		Porsche 911 Cup MY 2018	PROAM	1	224.0	10	223.6	13	223.1	6	222.6	4	222.6	8	223.2
4	88	Team Virage		Stephane Adler		Michael Blanchemain		Aston Martin Vantage	AM	3	224.0	7	222.6	3	222.6	6	222.6	12	222.2	2	222.8
5	77	Team Virage		Robert Hefler		Philippe Valenza		Aston Martin Vantage	PROAM	2	222.6	5	221.7	3	221.3	2	220.8	4			221.6
6	40	Racing Trevor		Gregor Zsigo		Csaba Walter		BMW M4	AM	4	222.2	7	219.9	8	219.0	3	216.4	4	216.4	5	218.8
7	13	Baporo Motorsport		Jaume Font				Porsche 991 Cup MY 2018	AM	5	221.3	7	221.3	8	220.8	11	220.4	9	219.5	6	220.6



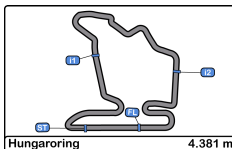


Hungaroring
GT Cup Open Europe
Free Practice - 3
Fastest Laps Sequence



Lap	Time of Day	Session Time	Nº	Entrant/Team	Nat	Driver 1	Nat	Driver 2	Nat	Vehicle	Cat	Time	Km/h
2	17:04:54.340	4:54.340	22	PZ Oberer Zürichsee by TFT		Niki Leutwiler		Vicent Beltoise		Porsche 911 Cup MY 2018	PROAM	1:56.417	135.4
3	17:06:47.224	6:47.224	22	PZ Oberer Zürichsee by TFT		Niki Leutwiler		Vicent Beltoise		Porsche 911 Cup MY 2018	PROAM	1:52.884	139.7
4	17:08:39.950	8:39.950	22	PZ Oberer Zürichsee by TFT		Niki Leutwiler		Vicent Beltoise		Porsche 911 Cup MY 2018	PROAM	1:52.726	139.9
6	17:12:25.635	12:25.635	22	PZ Oberer Zürichsee by TFT		Niki Leutwiler		Vicent Beltoise		Porsche 911 Cup MY 2018	PROAM	1:52.512	140.1
8	17:16:11.577	16:11.577	22	PZ Oberer Zürichsee by TFT		Niki Leutwiler		Vicent Beltoise		Porsche 911 Cup MY 2018	PROAM	1:52.302	140.4
12	17:27:29.569	27:29.569	22	PZ Oberer Zürichsee by TFT		Niki Leutwiler		Vicent Beltoise		Porsche 911 Cup MY 2018	PROAM	1:51.899	140.9
13	17:29:21.103	29:21.103	22	PZ Oberer Zürichsee by TFT		Niki Leutwiler		Vicent Beltoise		Porsche 911 Cup MY 2018	PROAM	1:51.534	141.4





Hungaroring
GT Cup Open Europe
Free Practice - 3
Event Best Maximum Speed



Nº	Entrant/Team	Nat	Driver 1	Nat	Driver 2	Nat	Vehicle	Cat	Km/h	Session
99	Sports and You	PRT	Antonio Coimbra	PRT	Luis Silva	PRT	Mercedes AMG GT4 HP 2019	AM	228.8	Free Practice - 1
26	NM Racing Team	ESP	Albert Estragues	ESP			Transam Euro 2018	AM	226.8	Free Practice - 2
10	Baporo Motorsport	ESP	Daniel Díaz-Varela	ESP	Manel Cerqueda	ESP	Audi R8 LMS	AM	226.4	Free Practice - 2
88	Team Virage	POL	Stephane Adler	FRA	Michael Blanchemain	FRA	Aston Martin Vantage	AM	225.4	Free Practice - 1
77	Team Virage	POL	Robert Hefler	HUN	Philippe Valenza	ESP	Aston Martin Vantage	PROAM	224.5	Free Practice - 1
22	PZ Oberer Zürichsee by TFT	CHE	Niki Leutwiler	CHE	Vicent Beltoise	FRA	Porsche 911 Cup MY 2018	PROAM	224.0	Free Practice - 3
51	Ombra Racing	ITA	Aldo Festante	ITA			Porsche 911 GT3 Cup 2018	PROAM	223.6	Free Practice - 1
40	Racing Trevor	SVK	Gregor Zsigo	SVK	Csaba Walter	HUN	BMW M4	AM	222.2	Free Practice - 3
13	Baporo Motorsport	ESP	Jaume Font	ESP			Porsche 991 Cup MY 2018	AM	221.3	Free Practice - 1





Hungaroring
GT Cup Open Europe
Free Practice - 3
Pit Stop Analysis



10

Daniel Díaz-Varela AM Baporo Motorsport
 Manel Cerqueda Audi R8 LMS

Nr.	In Day Time	In Time	Out Time	Pit Time	T. Pit Time	Handicap	Penalty
1	17:14:16.592	17:14:16.592	17:15:28.763	1:12.171	1:12.171		
2	17:23:08.385	17:23:08.385	17:25:30.301	2:21.916	3:34.087		

13

Jaume Font AM Baporo Motorsport
 Porsche 991 Cup MY 2018

Nr.	In Day Time	In Time	Out Time	Pit Time	T. Pit Time	Handicap	Penalty
1	17:08:48.815	17:08:48.815	17:09:59.918	1:11.103	1:11.103		

22

Niki Leutwiler PROAM PZ Oberer Zürichsee by TFT
 Vicent Beltoise Porsche 911 Cup MY 2018

Nr.	In Day Time	In Time	Out Time	Pit Time	T. Pit Time	Handicap	Penalty
1	17:20:00.757	17:20:00.757	17:23:47.080	3:46.323	3:46.323		

40

Gregor Zsigo AM Racing Trevor
 Csaba Walter BMW M4

Nr.	In Day Time	In Time	Out Time	Pit Time	T. Pit Time	Handicap	Penalty
1	17:17:17.781	17:17:17.781	17:23:52.847	6:35.066	6:35.066		

88

Stephane Adler AM Team Virage
 Michael Blanchemain Aston Martin Vantage

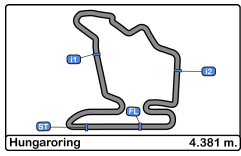
Nr.	In Day Time	In Time	Out Time	Pit Time	T. Pit Time	Handicap	Penalty
1	17:17:04.685	17:17:04.685	17:19:50.855	2:46.170	2:46.170		

99

Antonio Coimbra AM Sports and You
 Luis Silva Mercedes AMG GT4 HP 2019

Nr.	In Day Time	In Time	Out Time	Pit Time	T. Pit Time	Handicap	Penalty
1	17:23:20.493	17:23:20.493	17:24:46.813	1:26.320	1:26.320		





Hungaroring
GT Cup Open Europe
Free Practice - 3
Weather Report



Air Temperature

Sin datos disponibles

Track Temperature

Sin datos disponibles

Humidity

Sin datos disponibles

Pressure

Sin datos disponibles

Wind Speed

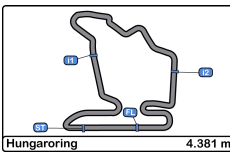
Sin datos disponibles

Wind direction

North = 0°/360° Est = 90° South = 180° West= 270°

Sin datos disponibles





Hungaroring
GT Cup Open Europe
Free Practice 1 - 2 - 3
Results



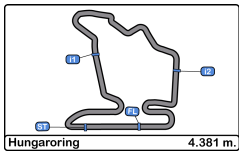
Cls	Nº	Entrant/Team	Nat	Driver 1	Nat	Driver 2	Nat	Vehicle	Cat	Cls	Laps	Free Practice - 1	Free Practice - 2	Free Practice - 3	Best	Gap	Interval	Km/h			
1	22	PZ Oberer Zürichsee by TFT	CHE	Niki Leutwiler	CHE	Vicent Beltoise	FRA	Porsche 911 Cup MY 2018	PROAM	1	35	1:49.942	4	1:51.534	13	1:49.942			143.4		
2	51	Ombra Racing	ITA	Aldo Festante	ITA			Porsche 911 GT3 Cup 2018	PROAM	2	37	1:50.450	10	1:50.858	4	1:50.450	0.508	0.508	142.7		
3	10	Baporo Motorsport	ESP	Daniel Diaz-Varela	ESP	Manel Cerqueda	AND	Audi R8 LMS	AM	1	53	1:51.036	4	1:52.471	3	1:54.287	8	1:51.036	1.094	0.586	142.0
4	99	Sports and You	PRT	Antonio Coimbra	PRT	Luis Silva	PRT	Mercedes AMG GT4 HP 2019	AM	2	49	1:51.068	5	1:51.656	19	1:58.609	5	1:51.068	1.126	0.032	141.9
5	13	Baporo Motorsport	ESP	Jaume Font	ESP			Porsche 991 Cup MY 2018	AM	3	53	1:51.202	13	1:52.311	14	1:52.695	8	1:51.202	1.260	0.134	141.8
6	77	Team Virage	POL	Robert Hefler	HUN	Philippe Valenza	ESP	Aston Martin Vantage	PROAM	3	49	1:53.406	22	1:52.077	11	1:53.945	4	1:52.077	2.135	0.875	140.7
7	26	NM Racing Team	ESP	Albert Estragues	ESP			Transam Euro 2018	AM	4	25	1:53.587	4	1:52.240	12	1:52.497	4	1:52.240	2.298	0.163	140.5
8	40	Racing Trevor	HUN	Gregor Zsigo	HUN	Csaba Walter	HUN	BMW M4	AM	5	36	1:55.101	10	1:53.822	7	1:54.983	4	1:53.822	3.880	1.582	138.5
9	88	Team Virage	POL	Stephane Adler	FRA	Michael Blanchemain	FRA	Aston Martin Vantage	AM	6	61	1:54.387	5	1:54.702	11	1:55.437	5	1:54.387	4.445	0.565	137.8

CAR 51 TIME 1:50.094 DELETED TRACK LIMITS AT T 11
 CAR 10 TIME 1:51.833 DELETED TRACK LIMITS AT T 11
 CAR 99 TIME 1:54.160 DELETED TRACK LIMITS AT T 11
 CAR 51 TIME 1:50.667 DELETED TRACK LIMITS AT T 11

Published at:.....

Stewards:	Race Director:	Timekeeper:
------------------	-----------------------	--------------------





Hungaroring
GT Cup Open Europe
Qualifying - 1 Driver - 1
Final Results



Cls	Nº	Entrant/Team	Nat	Driver 1	Nat	Driver 2	Nat	Vehicle	Cat	Cls	Laps	Best	Time	Gap	Interval	Km/h
1	51	Ombra Racing	ITA	Aldo Festante	ITA			Porsche 911 GT3 Cup 2018	PROAM	1	9	4	1:49.195			144.4
2	13	Baporo Motorsport	ESP	Jaume Font	ESP			Porsche 991 Cup MY 2018	AM	1	9	6	1:50.024	0.829	0.829	143.3
3	22	PZ Oberer Zürichsee by TFT	CHE	<u>Niki Leutwiler</u>	CHE	Vincent Beltoise	FRA	Porsche 911 Cup MY 2018	PROAM	2	9	5	1:50.072	0.877	0.048	143.2
4	99	Sports and You	PRT	<u>Antonio Coimbra</u>	PRT	Luis Silva	PRT	Mercedes AMG GT4 HP 2019	AM	2	8	6	1:50.442	1.247	0.370	142.8
5	26	NM Racing Team	ESP	Albert Estragues	ESP			Transam Euro 2018	AM	3	9	4	1:50.742	1.547	0.300	142.4
6	10	Baporo Motorsport	ESP	Daniel Díaz-Varela	ESP	<u>Manel Cerqueda</u>	AND	Audi R8 LMS	AM	4	7	4	1:51.034	1.839	0.292	142.0
7	77	Team Virage	POL	<u>Robert Hefler</u>	HUN	Philippe Valenza	ESP	Aston Martin Vantage	PROAM	3	8	5	1:51.305	2.110	0.271	141.6
8	40	Racing Trevor	SVK	Gregor Zsigo	HUN	<u>Csaba Walter</u>	HUN	BMW M4	AM	5	7	6	1:52.408	3.213	1.103	140.3
9	88	Team Virage	POL	<u>Stephane Adler</u>	FRA	Michael Blanchemain	FRA	Aston Martin Vantage	AM	6	11	8	1:53.958	4.763	1.550	138.3

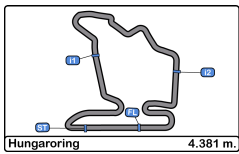
CAR 51 TIME 1:49.231 DELETED TRACK LIMITS AT T 4
 CAR 22 TIME 1:49.775 DELETED TRACK LIMITS AT T 4

Published at:.....

Track Temp: 34.3 °C Air Temp: 26.7 °C Humidity: 55 % Track Status: DRY

Stewards:	Race Director:	Timekeeper:
------------------	-----------------------	--------------------





Hungaroring
GT Cup Open Europe
Qualifying - 1 Driver - 1
Provisional Results by Class



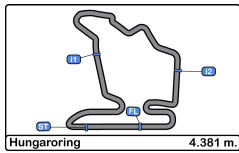
Cls	Nº	Entrant/Team	Nat	Driver 1	Nat	Driver 2	Nat	Vehicle	Cat	Cls	Laps	Best	Time	Gap	Interval	Km/h
PROAM																
1	51	Ombra Racing	ITA	Aldo Festante	ITA			Porsche 911 GT3 Cup 2018	PROAM	1	9	4	1:49.195			144.4
2	22	PZ Oberer Zürichsee by TFT	CHE	<u>Niki Leutwiler</u>	CHE	Vincent Beltoise	FRA	Porsche 911 Cup MY 2018	PROAM	2	9	5	1:50.072	0.877	0.877	143.2
3	77	Team Virage	HUN	<u>Robert Hefler</u>	HUN	Philippe Valenza	ESP	Aston Martin Vantage	PROAM	3	8	5	1:51.305	2.110	1.233	141.6
AM																
1	13	Baporo Motorsport	ESP	Jaume Font	ESP			Porsche 991 Cup MY 2018	AM	1	9	6	1:50.024			143.3
2	99	Sports and You	PRT	<u>Antonio Coimbra</u>	PRT	Luis Silva	PRT	Mercedes AMG GT4 HP 2019	AM	2	8	6	1:50.442	0.418	0.418	142.8
3	26	NM Racing Team	ESP	Albert Estragues	ESP			Transam Euro 2018	AM	3	9	4	1:50.742	0.718	0.300	142.4
4	10	Baporo Motorsport	ESP	Daniel Díaz-Varela	ESP	<u>Manel Cerqueda</u>	AND	Audi R8 LMS	AM	4	7	4	1:51.034	1.010	0.292	142.0
5	40	Racing Trevor	SVK	Gregor Zsigo	SVK	<u>Csaba Walter</u>	HUN	BMW M4	AM	5	7	6	1:52.408	2.384	1.374	140.3
6	88	Team Virage	FRA	<u>Stephane Adler</u>	FRA	Michael Blanchemain	FRA	Aston Martin Vantage	AM	6	11	8	1:53.958	3.934	1.550	138.3

Published at:.....

Track Temp: 34.3 °C Air Temp: 26.7 °C Humidity: 55 % Track Status: DRY

Stewards:	Race Director:	Timekeeper:
------------------	-----------------------	--------------------





Hungaroring
GT Cup Open Europe
Qualifying - 1 Driver - 1
Lap Analysis



10 1 Daniel Díaz-Varela Audi R8 LMS **40** 1 Gregor Zsigo BMW M4
 AM 2 Manel Cerqueda Baporo Motorsport AM 2 Csaba Walter Racing Trevor

Lap	D	Time	Sector 1	Sector 2	Sector 3	T. Spd	Elapsed	Lap	D	Time	Sector 1	Sector 2	Sector 3	T. Spd	Elapsed
1	2	9:03:34.442	9:02:10.991	47.811	35.640		9:03:34.442	1	2	9:02:19.223	9:00:56.534	45.463	37.226		9:02:19.223
2	2	1:56.429	40.694	43.827	31.908	224.5	9:05:30.871	2	2	1:55.445	40.496	43.057	31.892	219.0	9:04:14.668
3	2	1:52.530	39.429	41.977	31.124	225.4	9:07:23.401	3	2	2:00.167 P	40.602	43.567	35.998	219.0	9:06:14.835
4	2	1:51.034	38.991	40.958	31.085	225.4	9:09:14.435	4	2	4:58.240	3:34.869	46.897	36.474		9:11:13.075
5	2	1:54.066	38.917	41.559	33.590	225.0	9:11:08.501	5	2	1:53.217	40.089	41.827	31.301	220.8	9:13:06.292
6	2	1:54.427	39.130	41.343	33.954	225.0	9:13:02.928	6	2	1:52.408	39.697	41.498	31.213	221.3	9:14:58.700
7	2	2:02.542 P	38.935	41.512	42.095	225.9	9:15:05.470	7	2	2:10.083 P	44.175	46.147	39.761	218.1	9:17:08.783

13 1 Jaume Font Porsche 991 Cup MY 2018 **51** 1 Aldo Festante Porsche 911 GT3 Cup 2018
 AM 2 Baporo Motorsport PROAM 2 Ombra Racing

Lap	D	Time	Sector 1	Sector 2	Sector 3	T. Spd	Elapsed	Lap	D	Time	Sector 1	Sector 2	Sector 3	T. Spd	Elapsed
1	1	9:03:30.652	9:01:58.130	54.292	38.230		9:03:30.652	1	1	9:05:07.132	9:03:48.276	46.040	32.816		9:05:07.132
2	1	2:07.785	48.180	47.760	31.845	212.5	9:05:38.437	2	1	1:54.258	41.395	41.916	30.947	217.7	9:07:01.390
3	1	1:50.808	39.539	40.618	30.651	219.0	9:07:29.245	3	1	1:49.234	39.020	40.094	30.117	220.4	9:08:50.621
4	1	1:50.285	39.208	40.520	30.557	220.8	9:09:19.530	4	1	1:49.195	38.718	40.211	30.266	221.7	9:10:39.816
5	1	1:59.251	39.116	43.017	37.118	221.7	9:11:18.781	5	1	2:13.766	39.072	55.647	39.047	221.3	9:12:53.582
6	1	1:50.024	39.024	40.411	30.589	220.4	9:13:08.805	6	1	1:56.405 P	39.007	40.366	37.032	220.4	9:14:49.987
7	1	2:13.951	48.970	50.079	34.902	222.2	9:15:22.756	7	1	3:59.116	2:44.173	42.548	32.395		9:18:49.103
8	1	1:55.935	39.004	40.648	36.283	221.3	9:17:18.691	8	1	1:49.496	38.730	40.316	30.450	219.9	9:20:38.599
9	1	2:07.365 P	41.169	46.830	39.366	219.9	9:19:26.056	9	1	2:09.531 P	41.829	43.609	44.093	220.4	9:22:48.130

22 1 Niki Leutwiler Porsche 911 Cup MY 2018 **77** 1 Robert Hefler Aston Martin Vantage
 PROAM 2 Vincent Beltoise PZ Oberer Zürichsee by TFT PROAM 2 Philippe Valenza Team Virage

Lap	D	Time	Sector 1	Sector 2	Sector 3	T. Spd	Elapsed	Lap	D	Time	Sector 1	Sector 2	Sector 3	T. Spd	Elapsed
1	1	9:02:11.514	9:00:51.201	47.164	33.149		9:02:11.514	1	1	9:06:47.855	9:05:27.958	46.695	33.202		9:06:47.855
2	1	1:55.297	40.733	42.806	31.758	218.1	9:04:06.811	2	1	1:54.939	41.244	42.458	31.237	222.2	9:08:42.794
3	1	1:51.611	39.488	41.287	30.836	221.3	9:05:58.422	3	1	1:51.722	39.816	40.830	31.076	223.6	9:10:34.516
4	1	1:50.644	39.161	40.859	30.624	220.4	9:07:49.066	4	1	1:51.479	39.368	41.084	31.027	224.0	9:12:25.995
5	1	1:50.072	38.919	40.629	30.524	221.3	9:09:39.138	5	1	1:51.305	39.183	40.903	31.219	224.0	9:14:17.300
6	1	2:01.855	43.067	45.647	33.141	223.1	9:11:40.993	6	1	1:51.488	39.302	41.148	31.038	224.0	9:16:08.788
7	1	1:49.775	38.870	40.514	30.391	222.6	9:13:30.768	7	1	1:53.577	39.252	42.694	31.631	223.6	9:18:02.365
8	1	1:50.114	38.809	40.669	30.636	223.1	9:15:20.882	8	1	1:58.181 P	39.379	40.888	37.914	223.1	9:20:00.546
9	1	2:16.288 P	45.451	47.006	43.831	202.2	9:17:37.170								

26 1 Albert Estragues Transam Euro 2018 **88** 1 Stephane Adler Aston Martin Vantage
 AM 2 NM Racing Team AM 2 Michael Blanchemain Team Virage

Lap	D	Time	Sector 1	Sector 2	Sector 3	T. Spd	Elapsed	Lap	D	Time	Sector 1	Sector 2	Sector 3	T. Spd	Elapsed
1	1	9:06:17.156	9:04:48.684	53.294	35.178		9:06:17.156	1	1	9:02:42.611	9:01:15.653	50.678	36.280		9:02:42.611
2	1	1:54.847	41.090	42.287	31.470	221.7	9:08:12.003	2	1	2:02.879	43.078	46.246	33.555	214.2	9:04:45.490
3	1	1:51.828	39.847	41.067	30.914	224.0	9:10:03.831	3	1	1:57.798	41.262	43.830	32.706	220.4	9:06:43.288
4	1	1:50.742	39.205	40.611	30.926	225.0	9:11:54.573	4	1	1:55.521	40.379	43.038	32.104	221.3	9:08:38.809
5	1	1:51.035	39.401	40.595	31.039	225.0	9:13:45.608	5	1	1:55.307	40.446	42.732	32.129	222.2	9:10:34.116
6	1	2:02.859 P	40.262	44.445	38.152	225.0	9:15:48.467	6	1	1:57.395	41.610	43.309	32.476	220.4	9:12:31.511
7	1	3:27.912	2:12.528	43.786	31.598		9:19:16.379	7	1	1:54.781	40.774	42.190	31.817	220.8	9:14:26.292
8	1	1:51.033	39.374	40.661	30.998	223.6	9:21:07.412	8	1	1:53.958	40.050	42.332	31.576	220.8	9:16:20.250
9	1	2:22.436 P	50.963	48.757	42.716	162.1	9:23:29.848	9	1	1:54.304	39.941	42.460	31.903	223.1	9:18:14.554
								10	1	1:55.191	40.241	42.699	32.251	222.6	9:20:09.745
								11	1	2:11.649 P	42.559	47.425	41.665	223.6	9:22:21.394





Hungaroring
GT Cup Open Europe
Qualifying - 1 Driver - 1
Lap Analysis

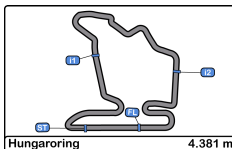


99 1 Antonio Coimbra Mercedes AMG GT4 HP 2019

AM 2 Luis Silva Sports and You

Lap	D	Time	Sector 1	Sector 2	Sector 3	T. Spd	Elapsed
1	1	9:02:13.920	9:00:50.555	47.415	35.950		9:02:13.920
2	1	1:53.848	40.448	42.330	31.070	224.0	9:04:07.768
3	1	1:51.695	39.502	41.591	30.602	225.4	9:05:59.463
4	1	1:50.753	<u>38.955</u>	41.314	<u>30.484</u>	225.9	9:07:50.216
5	1	1:50.538	39.131	40.874	30.533	225.9	9:09:40.754
6	1	<u>1:50.442</u>	39.043	<u>40.804</u>	30.595	226.4	9:11:31.196
7	1	1:57.924 P	39.086	41.201	37.637	225.4	9:13:29.120
8	1	7:01.346 P	5:39.930	42.325	39.091		9:20:30.466



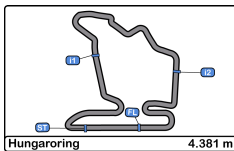


Hungaroring
GT Cup Open Europe
Qualifying - 1 Driver - 1
Best Sectors Results



Sector - 1				Sector - 2				Sector - 3				Ideal Lap vs Best Lap				
Clas	Nº	Driver	Time	Nº	Driver	Time	Nº	Driver	Time	Clas	Nº	Driver	Ideal Lap	Best Lap	Clas	
1	51	Aldo Festante	38.718	51	Aldo Festante	40.094	51	Aldo Festante	30.117	1	51	Aldo Festante	1:48.929	1:49.195	1	
2	22	Niki Leutwiler	38.809	13	Jaume Font	40.411	22	Niki Leutwiler	30.391	2	22	Niki Leutwiler	1:49.714	1:50.072	3	
3	10	Manel Cerqueda	38.917	22	Niki Leutwiler	40.514	99	Antonio Coimbra	30.484	3	13	Jaume Font	1:49.972	1:50.024	2	
4	99	Antonio Coimbra	38.955	26	Albert Estragues	40.595	13	Jaume Font	30.557	4	99	Antonio Coimbra	1:50.243	1:50.442	4	
5	13	Jaume Font	39.004	99	Antonio Coimbra	40.804	26	Albert Estragues	30.914	5	26	Albert Estragues	1:50.714	1:50.742	5	
6	77	Robert Hefler	39.183	77	Robert Hefler	40.830	77	Robert Hefler	31.027	6	10	Manel Cerqueda	1:50.960	1:51.034	6	
7	26	Albert Estragues	39.205	10	Manel Cerqueda	40.958	10	Manel Cerqueda	31.085	7	77	Robert Hefler	1:51.040	1:51.305	7	
8	40	Csaba Walter	39.697	40	Csaba Walter	41.498	40	Csaba Walter	31.213	8	40	Csaba Walter	1:52.408	1:52.408	8	
9	88	Stephane Adler	39.941	88	Stephane Adler	42.190	88	Stephane Adler	31.576	9	88	Stephane Adler	1:53.707	1:53.958	9	



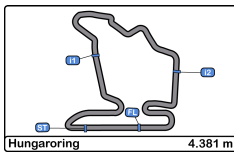


Hungaroring
GT Cup Open Europe
Qualifying - 1 Driver - 1
Best 5 Lap Times



Cl	Nº	Entrant/Team	Nat	Driver 1	Nat	Status	Driver 2	Nat	Status	Vehicle	Cat	Cl	Best 1		Best 2		Best 3		Best 4		Best 5	
													Time	Lap	Time	Lap	Time	Lap	Time	Lap	Time	Lap
1	51	Ombra Racing	ITA	Aldo Festante	ITA					Porsche 911 GT3 Cup 2018	PROAM	1	1:49.195	4	1:49.496	8	1:54.258	2	1:56.405	6	2:09.531	9
2	13	Baporo Motorsport	ESP	Jaume Font	ESP					Porsche 991 Cup MY 2018	AM	1	1:50.024	6	1:50.285	4	1:50.808	3	1:55.935	8	1:59.251	5
3	22	PZ Oberer Zürichsee by TFT	CHE	Niki Leutwiler	CHE		Vincent Beltoise	FRA		Porsche 911 Cup MY 2018	PROAM	2	1:50.072	5	1:50.114	8	1:50.644	4	1:51.611	3	1:55.297	2
4	99	Sports and You	PRT	Antonio Coimbra	PRT		Luis Silva	PRT		Mercedes AMG GT4 HP 2019	AM	2	1:50.442	6	1:50.538	5	1:50.753	4	1:51.695	3	1:53.848	2
5	26	NM Racing Team	ESP	Albert Estragues	ESP					Transam Euro 2018	AM	3	1:50.742	4	1:51.033	8	1:51.035	5	1:51.828	3	1:54.847	2
6	10	Baporo Motorsport	ESP	Daniel Díaz-Varela	ESP		Manel Cerqueda	AND		Audi R8 LMS	AM	4	1:51.034	4	1:52.530	3	1:54.066	5	1:54.427	6	1:56.429	2
7	77	Team Virage	HUN	Robert Hefler	HUN		Philippe Valenza	ESP		Aston Martin Vantage	PROAM	3	1:51.305	5	1:51.479	4	1:51.488	6	1:51.722	3	1:53.577	7
8	40	Racing Trevor	SVK	Gregor Zsigo	SVK		Csaba Walter	HUN		BMW M4	AM	5	1:52.408	6	1:53.217	5	1:55.445	2	2:00.167	3	2:10.083	7
9	88	Team Virage	FRA	Stephane Adler	FRA		Michael Blanchemain	FRA		Aston Martin Vantage	AM	6	1:53.958	8	1:54.304	9	1:54.781	7	1:55.191	10	1:55.307	5



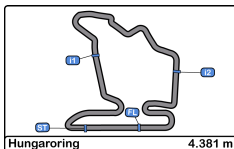


Hungaroring
GT Cup Open Europe
Qualifying - 1 Driver - 1
Best 5 Top Speeds



Cl	Nº	Entrant/Team	Nat	Driver 1	Nat	Driver 2	Nat	Vehicle	Cat	Cl	Top 1		Top 2		Top 3		Top 4		Top 5		Avg
											Km/h	Lap	Km/h	Lap	Km/h	Lap	Km/h	Lap	Km/h	Lap	
1	99	Sports and You		Antonio Coimbra		Luis Silva		Mercedes AMG GT4 HP 2019	AM	1	226.4	6	225.9	4	225.9	5	225.4	3	225.4	7	225.8
2	10	Baporo Motorsport		Daniel Diaz-Varela		Manel Cerqueda		Audi R8 LMS	AM	2	225.9	7	225.4	3	225.4	4	225.0	5	225.0	6	225.3
3	26	NM Racing Team		Albert Estragues				Transam Euro 2018	AM	3	225.0	4	225.0	5	225.0	6	224.0	3	223.6	8	224.5
4	77	Team Virage		Robert Hefler		Philippe Valenza		Aston Martin Vantage	PROAM	1	224.0	4	224.0	5	224.0	6	223.6	3	223.6	7	223.8
5	88	Team Virage		Stephane Adler		Michael Blanchemain		Aston Martin Vantage	AM	4	223.6	11	223.1	9	222.6	10	222.2	5	221.3	4	222.5
6	22	PZ Oberer Zürichsee by TFT		Niki Leutwiler		Vincent Beltoise		Porsche 911 Cup MY 2018	PROAM	2	223.1	6	223.1	8	222.6	7	221.3	3	221.3	5	222.3
7	13	Baporo Motorsport		Jaume Font				Porsche 991 Cup MY 2018	AM	5	222.2	7	221.7	5	221.3	8	220.8	4	220.4	6	221.3
8	51	Ombra Racing		Aldo Festante				Porsche 911 GT3 Cup 2018	PROAM	3	221.7	4	221.3	5	220.4	3	220.4	6	220.4	9	220.8
9	40	Racing Trevor		Gregor Zsigo		Csaba Walter		BMW M4	AM	6	221.3	6	220.8	5	219.0	2	219.0	3	218.1	7	219.6



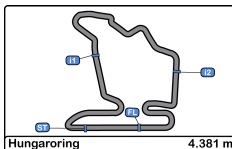


Hungaroring
GT Cup Open Europe
Qualifying - 1 Driver - 1
Fastest Laps Sequence



Lap	Time of Day	Session Time	Nº	Entrant/Team	Nat	Driver 1	Nat	Driver 2	Nat	Vehicle	Cat	Time	Km/h
2	9:04:06.811	4:06.811	22	PZ Oberer Zürichsee by TFT		<u>Niki Leutwiler</u>		Vincent Beltoise		Porsche 911 Cup MY 2018	PROAM	1:55.297	136.7
2	9:04:07.768	4:07.768	99	Sports and You		<u>Antonio Coimbra</u>		Luis Silva		Mercedes AMG GT4 HP 2019	AM	1:53.848	138.5
3	9:05:58.422	5:58.422	22	PZ Oberer Zürichsee by TFT		<u>Niki Leutwiler</u>		Vincent Beltoise		Porsche 911 Cup MY 2018	PROAM	1:51.611	141.3
3	9:07:29.245	7:29.245	13	Baporo Motorsport		Jaume Font				Porsche 991 Cup MY 2018	AM	1:50.808	142.3
4	9:07:49.066	7:49.066	22	PZ Oberer Zürichsee by TFT		<u>Niki Leutwiler</u>		Vincent Beltoise		Porsche 911 Cup MY 2018	PROAM	1:50.644	142.5
4	9:09:19.530	9:19.530	13	Baporo Motorsport		Jaume Font				Porsche 991 Cup MY 2018	AM	1:50.285	143.0
5	9:09:39.138	9:39.138	22	PZ Oberer Zürichsee by TFT		<u>Niki Leutwiler</u>		Vincent Beltoise		Porsche 911 Cup MY 2018	PROAM	1:50.072	143.2
4	9:10:39.816	10:39.816	51	Ombra Racing		Aldo Festante				Porsche 911 GT3 Cup 2018	PROAM	1:49.195	144.4



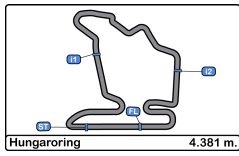


Hungaroring
GT Cup Open Europe
Qualifying - 1 Driver - 1
Event Best Maximum Speed



Nº	Entrant/Team	Nat	Driver 1	Nat	Driver 2	Nat	Vehicle	Cat	Km/h	Session
99	Sports and You		Antonio Coimbra		Luis Silva		Mercedes AMG GT4 HP 2019	AM	228.8	Free Practice - 1
26	NM Racing Team		Albert Estragues				Transam Euro 2018	AM	226.8	Free Practice - 2
10	Baporo Motorsport		Daniel Díaz-Varela		Manel Cerqueda		Audi R8 LMS	AM	226.4	Free Practice - 1
88	Team Virage		Stephane Adler		Michael Blanchemain		Aston Martin Vantage	AM	225.4	Free Practice - 1
77	Team Virage		Robert Hefler		Philippe Valenza		Aston Martin Vantage	PROAM	224.5	Free Practice - 1
22	PZ Oberer Zürichsee by TFT		Niki Leutwiler		Vincent Beltoise		Porsche 911 Cup MY 2018	PROAM	224.0	Free Practice - 3
51	Ombra Racing		Aldo Festante				Porsche 911 GT3 Cup 2018	PROAM	223.6	Free Practice - 1
40	Racing Trevor		Gregor Zsigo		Csaba Walter		BMW M4	AM	222.2	Free Practice - 3
13	Baporo Motorsport		Jaume Font				Porsche 991 Cup MY 2018	AM	222.2	Qualifying - 1 Driver - 1





Hungaroring
GT Cup Open Europe
Qualifying - 1 Driver - 1
Pit Stop Analysis



26

Albert Estragues AM NM Racing Team

Transam Euro 2018

Nr.	In Day Time	In Time	Out Time	Pit Time	T. Pit Time	Handicap	Penalty
1	9:15:46.001	9:15:46.001	9:17:18.384	1:32.383	1:32.383		

40

Gregor Zsigo AM Racing Trevor

Csaba Walter BMW M4

Nr.	In Day Time	In Time	Out Time	Pit Time	T. Pit Time	Handicap	Penalty
1	9:06:12.162	9:06:12.162	9:09:08.595	2:56.433	2:56.433		

51

Aldo Festante PROAM Ombra Racing

Porsche 911 GT3 Cup 2018

Nr.	In Day Time	In Time	Out Time	Pit Time	T. Pit Time	Handicap	Penalty
1	9:14:47.331	9:14:47.331	9:16:55.523	2:08.192	2:08.192		

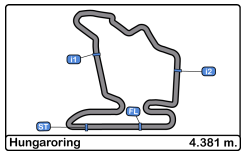
99

Antonio Coimbra AM Sports and You

Luis Silva Mercedes AMG GT4 HP 2019

Nr.	In Day Time	In Time	Out Time	Pit Time	T. Pit Time	Handicap	Penalty
1	9:13:26.469	9:13:26.469	9:18:32.077	5:05.608	5:05.608		

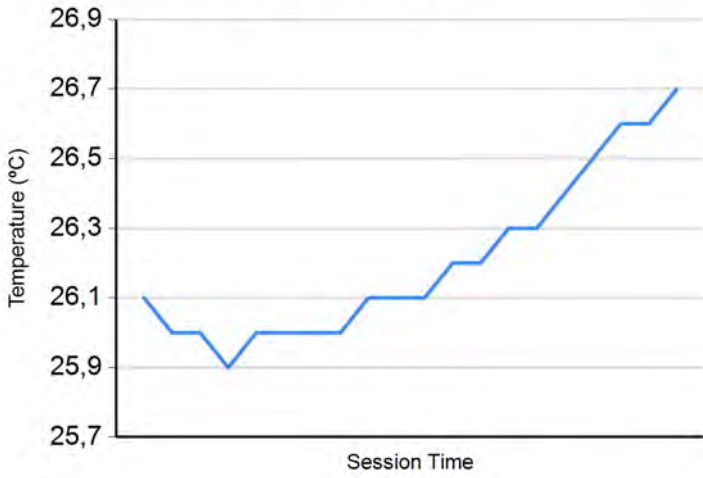




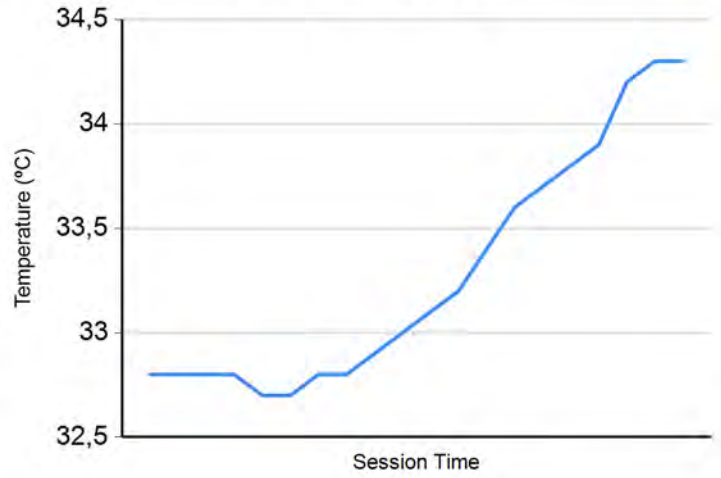
Hungaroring
GT Cup Open Europe
Qualifying - 1 Driver - 1
Weather Report



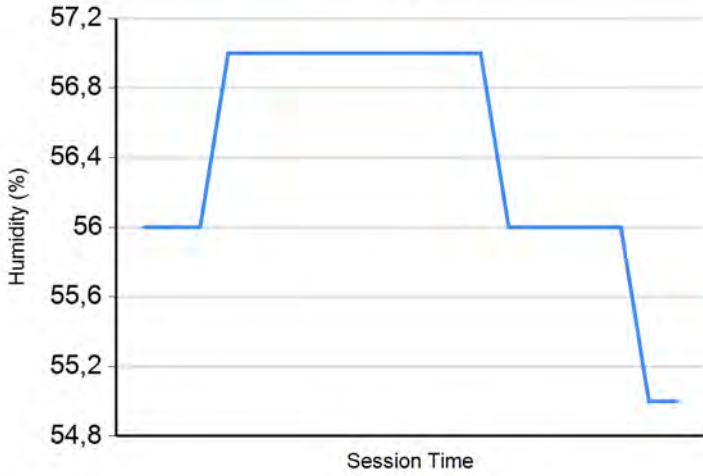
Air Temperature



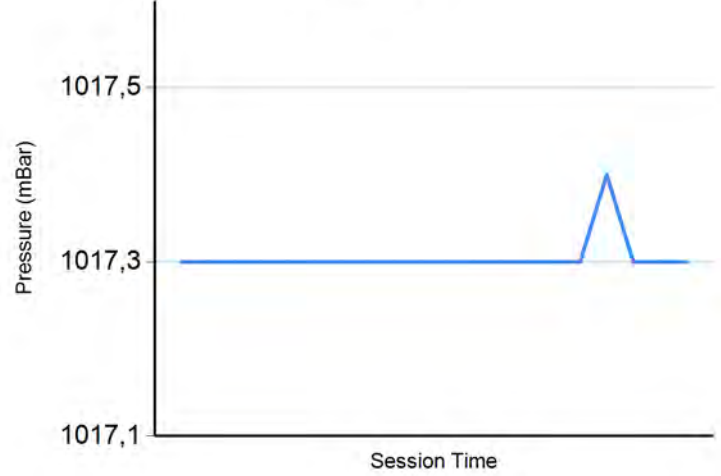
Track Temperature



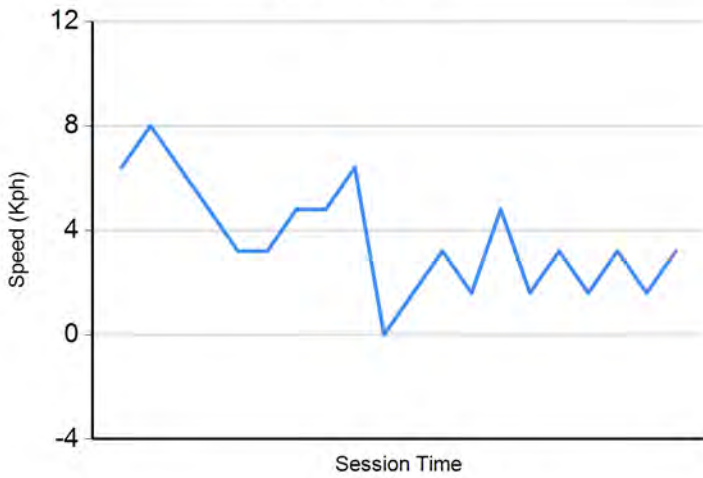
Humidity



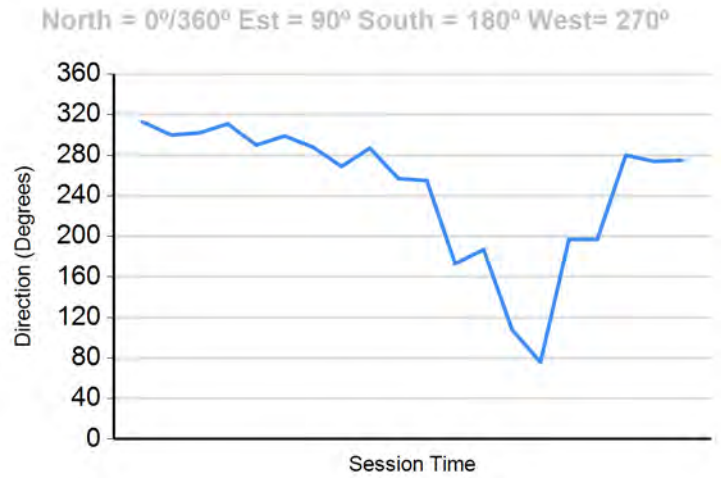
Pressure

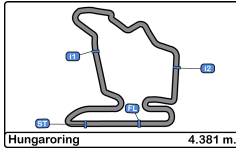


Wind Speed



Wind direction





Hungaroring
GT Cup Open Europe
Qualifying - 1 Driver - 1
Final Results



Cls	Nº	Entrant/Team	Nat	Driver 1	Nat	Driver 2	Nat	Vehicle	Cat	Cls	Laps	Best	Time	Gap	Interval	Km/h
1	51	Ombra Racing	ITA	Aldo Festante	ITA			Porsche 911 GT3 Cup 2018	PROAM	1	9	4	1:49.195			144.4
2	13	Baporo Motorsport	ESP	Jaume Font	ESP			Porsche 991 Cup MY 2018	AM	1	9	6	1:50.024	0.829	0.829	143.3
3	22	PZ Oberer Zürichsee by TFT	CHE	<u>Niki Leutwiler</u>	CHE	Vincent Beltoise	FRA	Porsche 911 Cup MY 2018	PROAM	2	9	5	1:50.072	0.877	0.048	143.2
4	99	Sports and You	PRT	<u>Antonio Coimbra</u>	PRT	Luis Silva	PRT	Mercedes AMG GT4 HP 2019	AM	2	8	6	1:50.442	1.247	0.370	142.8
5	26	NM Racing Team	ESP	Albert Estragues	ESP			Transam Euro 2018	AM	3	9	4	1:50.742	1.547	0.300	142.4
6	10	Baporo Motorsport	ESP	Daniel Díaz-Varela	ESP	<u>Manel Cerqueda</u>	AND	Audi R8 LMS	AM	4	7	4	1:51.034	1.839	0.292	142.0
7	77	Team Virage	POL	<u>Robert Hefler</u>	HUN	Philippe Valenza	ESP	Aston Martin Vantage	PROAM	3	8	5	1:51.305	2.110	0.271	141.6
8	40	Racing Trevor	SVK	Gregor Zsigo	HUN	<u>Csaba Walter</u>	HUN	BMW M4	AM	5	7	6	1:52.408	3.213	1.103	140.3
9	88	Team Virage	POL	<u>Stephane Adler</u>	FRA	Michael Blanchemain	FRA	Aston Martin Vantage	AM	6	11	8	1:53.958	4.763	1.550	138.3

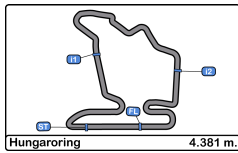
CAR 51 TIME 1:49.231 DELETED TRACK LIMITS AT T 4
 CAR 22 TIME 1:49.775 DELETED TRACK LIMITS AT T 4

Published at:.....

Track Temp: 34.3 °C Air Temp: 26.7 °C Humidity: 55 % Track Status: DRY

Stewards:	Race Director:	Timekeeper: 
------------------	-----------------------	--

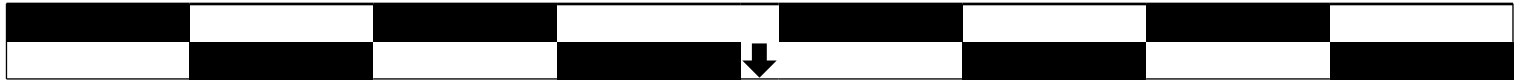




Hungaroring
GT Cup Open Europe
Race - 1
Starting Grid



9	88	Stephane Adler	1:53.958					
				.5.				
7	77	Robert Hefler	1:51.305	8	40	Csaba Walter	1:52.408	
				.4.				
5	26	Albert Estragues	1:50.742	6	10	Manel Cerqueda	1:51.034	
				.3.				
3	22	Niki Leutwiler	1:50.072	4	99	Antonio Coimbra	1:50.442	
				.2.				
1	51	Aldo Festante	1:49.195	2	13	Jaume Font	1:50.024	
				.1.				

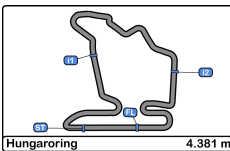


Pole

Published at:.....

Stewards: 	Timekeeper: 
--------------------------	---





Hungaroring
GT Cup Open Europe
Race - 1



Provisional Results

Cls	Nº	Entrant/Team	Nat	Driver 1	Nat	Driver 2	Nat	Vehicle	Cat	Cl	Laps	Total Time	Gap	Interval	Km/h	Best	Time	Km/h	
1	13	Baporo Motorsport	ESP	Jaume Font	ESP			Porsche 991 Cup MY 2018	AM	1	28	55:50.338			131.8	3	1:51.728	141.1	
2	22	PZ Oberer Zürichsee by TFT	CHE	<u>Niki Leutwiler</u>	CHE	Vicent Beltoise	FRA	Porsche 911 Cup MY 2018	PROAM	1	28	55:53.109	2.771	2.771	131.7	11	1:51.017	142.0	
3	51	Ombra Racing	ITA	Aldo Festante	ITA			Porsche 911 GT3 Cup 2018	PROAM	2	28	56:10.985	20.647	17.876	131.0	3	1:50.941	142.1	
4	10	Baporo Motorsport	ESP	Daniel Díaz-Varela	ESP	<u>Manel Cerqueda</u>	AND	Audi R8 LMS	AM	2	28	56:45.993	55.655	35.008	129.6	11	1:52.450	140.2	
5	99	Sports and You	PRT	<u>Antonio Coimbra</u>	PRT	Luis Silva	PRT	Mercedes AMG GT4 HP 2019	AM	3	28	56:53.764	1:03.426	7.771	129.3	12	1:52.320	140.4	
6	88	Team Virage	POL	<u>Stephane Adler</u>	FRA	Michael Blanchemain	FRA	Aston Martin Vantage	AM	4	28	57:30.509	1:40.171	36.745	127.9	15	1:53.338	139.1	
7	40	Racing Trevor	SVK	Gregor Zsigo	SVK	<u>Csaba Walter</u>	HUN	BMW M4	AM	5	27	56:47.124	1 Lap	1 Lap	124.9	10	1:54.597	137.6	
Not classified: (Requirements: 75% of number laps of leader = 21 Laps)																			
	77	Team Virage	POL	<u>Robert Hefler</u>	HUN	Philippe Valenza	ESP	Aston Martin Vantage	PROAM	3	10	21:32.886	18 Laps	17 Laps	121.9	9	1:53.030	139.5	
	26	NM Racing Team	ESP	Albert Estragues	ESP			Transam Euro 2018	AM	6	2	3:52.334	26 Laps	8 Laps	135.7	2	1:53.172	139.3	

Fastest lap Aldo Festante in 1:50.941 at 142.2 Km/h in lap 3

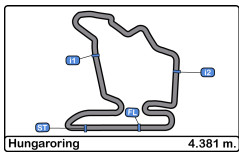
CAR 99 - 10 SECONDS TIME PENALTY ADDED TO RACE TIME - DRIVER CHANGE OUT OF WINDOW

Published at:.....

Track Temp: 50.9 °C Air Temp: 31.1 °C Humidity: 41 % Track Status: DRY

Stewards:	Race Director:	Timekeeper:
------------------	-----------------------	--------------------





Hungaroring
GT Cup Open Europe
Race - 1
Provisional Results by Class



Cls	Nº	Entrant/Team	Nat	Driver 1	Nat	Driver 2	Nat	Vehicle	Cat	Cl	Laps	Total Time	Gap	Interval	Km/h	Best	Time	Km/h	
PROAM																			
1	22	PZ Oberer Zürichsee by TFT		<u>Niki Leutwiler</u>		Vicent Beltoise		Porsche 911 Cup MY 2018	PROAM	1	28	55:53.109			131.7	11	1:51.017	142.0	
2	51	Ombra Racing		Aldo Festante				Porsche 911 GT3 Cup 2018	PROAM	2	28	56:10.985	20.647	17.876	131.0	3	1:50.941	142.1	
Not classified: (Requirements: 75% of number laps of leader = 21 Laps)																			
	77	Team Virage		<u>Robert Hefler</u>		Philippe Valenza		Aston Martin Vantage	PROAM	3	10	21:32.886	18 Laps	18 Laps	121.9	9	1:53.030	139.5	
AM																			
1	13	Baporo Motorsport		Jaume Font				Porsche 991 Cup MY 2018	AM	1	28	55:50.338			131.8	3	1:51.728	141.1	
2	10	Baporo Motorsport		Daniel Díaz-Varela		<u>Manel Cerqueda</u>		Audi R8 LMS	AM	2	28	56:45.993	55.655	55.655	129.6	11	1:52.450	140.2	
3	99	Sports and You		<u>Antonio Coimbra</u>		Luis Silva		Mercedes AMG GT4 HP 2019	AM	3	28	56:53.764	1:03.426	7.771	129.3	12	1:52.320	140.4	
4	88	Team Virage		<u>Stephane Adler</u>		Michael Blanchemain		Aston Martin Vantage	AM	4	28	57:30.509	1:40.171	36.745	127.9	15	1:53.338	139.1	
5	40	Racing Trevor		Gregor Zsigo		<u>Csaba Walter</u>		BMW M4	AM	5	27	56:47.124	1 Lap	1 Lap	124.9	10	1:54.597	137.6	
Not classified: (Requirements: 75% of number laps of leader = 21 Laps)																			
	26	NM Racing Team		Albert Estragues				Transam Euro 2018	AM	6	2	3:52.334	26 Laps	25 Laps	135.7	2	1:53.172	139.3	

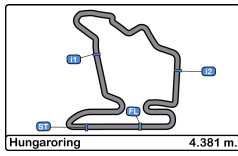
Fastest lap Aldo Festante in 1:50.941 at 142.2 Km/h in lap 3

Published at:.....

Track Temp: **50.9 °C** Air Temp: **31.1 °C** Humidity: **41 %** Track Status: **DRY**

Stewards:	Race Director:	Timekeeper:
------------------	-----------------------	--------------------





Hungaroring

GT Cup Open Europe

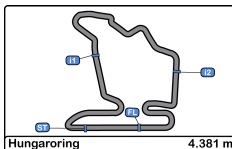
Race - 1



Provisional Classification by Driver Fastest Lap

Cl	Nº	Entrant/Team	Nat	Vehicle	Driver	Nat	Cat	Cl	Laps	Best	Time	Gap	Interval	Km/h
1	51	Ombra Racing	ITA	Porsche 911 GT3 Cup 2018	Aldo Festante	ITA	PROAM	1	28	3	1:50.941			142.1
2	22	PZ Oberer Zürichsee by TFT	CHE	Porsche 911 Cup MY 2018	Niki Leutwiler	CHE	PROAM	2	13	11	1:51.017	0.076	0.076	142.0
3	22	PZ Oberer Zürichsee by TFT	CHE	Porsche 911 Cup MY 2018	Vicent Beltoise	FRA	PROAM	3	15	11	1:51.027	0.086	0.010	142.0
4	13	Baporo Motorsport	ESP	Porsche 991 Cup MY 2018	Jaume Font	ESP	AM	1	28	3	1:51.728	0.787	0.701	141.1
5	99	Sports and You	PRT	Mercedes AMG GT4 HP 2019	Antonio Coimbra	PRT	AM	2	15	12	1:52.320	1.379	0.592	140.4
6	10	Baporo Motorsport	ESP	Audi R8 LMS	Manel Cerqueda	AND	AM	3	14	11	1:52.450	1.509	0.130	140.2
7	77	Team Virage	POL	Aston Martin Vantage	Robert Hefler	HUN	PROAM	4	10	9	1:53.030	2.089	0.580	139.5
8	26	NM Racing Team	ESP	Transam Euro 2018	Albert Estragues	ESP	AM	4	2	2	1:53.172	2.231	0.142	139.3
9	10	Baporo Motorsport	ESP	Audi R8 LMS	Daniel Díaz-Varela	ESP	AM	5	14	12	1:53.281	2.340	0.109	139.2
10	88	Team Virage	POL	Aston Martin Vantage	Michael Blanchemain	FRA	AM	6	16	3	1:53.338	2.397	0.057	139.1
11	99	Sports and You	PRT	Mercedes AMG GT4 HP 2019	Luis Silva	PRT	AM	7	13	8	1:54.405	3.464	1.067	137.8
12	40	Racing Trevor	SVK	BMW M4	Csaba Walter	HUN	AM	8	13	10	1:54.597	3.656	0.192	137.6
13	88	Team Virage	POL	Aston Martin Vantage	Stephane Adler	FRA	AM	9	12	2	1:54.759	3.818	0.162	137.4
14	40	Racing Trevor	SVK	BMW M4	Gregor Zsigo	SVK	AM	10	14	13	1:57.181	6.240	2.422	134.5





Hungaroring
GT Cup Open Europe

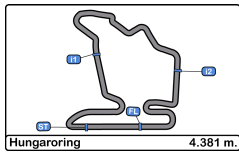
Race - 1

Distance and Speed Average



Cls	Nº	Entrant/Team	Nat	Driver 1	Nat	Driver 2	Nat	Vehicle	Cat	Cls	Laps	Distance	Total Time	Km/h
1	13	Baporo Motorsport		Jaume Font				Porsche 991 Cup MY 2018	AM	1	28	122.66	55:50.338	131.8
2	22	PZ Oberer Zürichsee by TFT		<u>Niki Leutwiler</u>		Vicent Beltoise		Porsche 911 Cup MY 2018	PROAM	1	28	122.66	55:53.109	131.7
3	51	Ombra Racing		Aldo Festante				Porsche 911 GT3 Cup 2018	PROAM	2	28	122.66	56:10.985	131.0
4	10	Baporo Motorsport		Daniel Díaz-Varela		<u>Manel Cerqueda</u>		Audi R8 LMS	AM	2	28	122.66	56:45.993	129.6
5	99	Sports and You		<u>Antonio Coimbra</u>		Luis Silva		Mercedes AMG GT4 HP 2019	AM	3	28	122.66	56:53.764	129.3
6	88	Team Virage		<u>Stephane Adler</u>		Michael Blanchemain		Aston Martin Vantage	AM	4	28	122.66	57:30.509	127.9
7	40	Racing Trevor		Gregor Zsigo		<u>Csaba Walter</u>		BMW M4	AM	5	27	118.28	56:47.124	124.9
Not classified: (Requirements: 75% of number laps of leader = 21 Laps)														
	77	Team Virage		<u>Robert Hefler</u>		Philippe Valenza		Aston Martin Vantage	PROAM	3	10	43.81	21:32.886	121.9
	26	NM Racing Team		Albert Estragues				Transam Euro 2018	AM	6	2	08.76	3:52.334	135.7





Hungaroring
GT Cup Open Europe
Race - 1
Lap Analysis



10

1 Daniel Díaz-Varela

Audi R8 LMS

13

1 Jaume Font

Porsche 991 Cup MY 2018

AM

2 Manel Cerqueda

Baporo Motorsport

AM

2

Baporo Motorsport

Lap	D	Time	Sector 1	Sector 2	Sector 3	T. Spd	Elapsed	Lap	D	Time	Sector 1	Sector 2	Sector 3	T. Spd	Elapsed
1	2	2:01.402	46.874	43.102	31.426	204.9	2:01.402	1	1	1:56.774	43.927	41.888	30.959	195.6	1:56.774
2	2	1:55.471	40.110	43.987	31.374	225.0	3:56.873	2	2	1:51.963	39.458	41.579	30.926	220.4	3:48.737
3	2	1:56.987	39.611	42.403	34.973	225.4	5:53.860	3	3	1:51.728	39.534	41.185	31.009	220.4	5:40.465
4	2	2:25.592	46.256	55.001	44.335	184.3	8:19.452	4	4	2:34.621	52.964	57.175	44.482	146.1	8:15.086
5	2	2:41.555	58.140	57.738	45.677	100.0	11:01.007	5	5	2:41.634	57.976	59.345	44.313	134.3	10:56.720
6	2	2:39.115	56.401	58.760	43.954	109.5	13:40.122	6	6	2:40.756	56.742	59.699	44.315	149.3	13:37.476
7	2	1:56.317	41.811	42.875	31.631	218.1	15:36.439	7	7	1:53.025	39.966	41.873	31.186	219.5	15:30.501
8	2	1:52.696	39.453	41.729	31.514	225.0	17:29.135	8	8	1:52.051	39.542	41.367	31.142	220.4	17:22.552
9	2	1:52.675	39.306	41.879	31.490	224.5	19:21.810	9	9	1:52.148	39.586	41.347	31.215	219.9	19:14.700
10	2	1:52.579	39.244	41.846	31.489	224.5	21:14.389	10	10	1:52.029	39.279	41.401	31.349	220.4	21:06.729
11	2	1:52.450	39.293	41.698	31.459	224.0	23:06.839	11	11	1:52.251	39.413	41.571	31.267	220.8	22:58.980
12	2	1:53.247	39.323	42.391	31.533	223.6	25:00.086	12	12	1:52.198	39.493	41.325	31.380	220.8	24:51.178
13	2	1:53.053	39.416	42.069	31.568	224.0	26:53.139	13	13	1:55.546 P	39.376	41.431	34.739	220.8	26:46.724
14	2	1:59.011 P	39.808	43.826	35.377	222.6	28:52.150	14	14	2:52.038	1:39.712	41.414	30.912		29:38.762
15	1	3:09.175	1:54.431	42.978	31.766		32:01.325	15	15	1:52.079	39.465	41.424	31.190	219.5	31:30.841
16	1	1:53.707	40.036	42.377	31.294	222.2	33:55.032	16	16	1:51.806	39.332	41.306	31.168	220.4	33:22.647
17	1	1:54.481	39.908	42.943	31.630	221.7	35:49.513	17	17	1:52.358	39.501	41.576	31.281	220.8	35:15.005
18	1	1:53.833	39.876	42.362	31.595	222.6	37:43.346	18	18	1:52.398	39.322	41.714	31.362	221.3	37:07.403
19	1	1:54.185	40.227	42.337	31.621	223.1	39:37.531	19	19	1:52.706	39.652	41.710	31.344	221.3	39:00.109
20	1	1:55.860	41.176	42.940	31.744	222.6	41:33.391	20	20	1:52.138	39.449	41.394	31.295	220.8	40:52.247
21	1	1:54.074	39.743	42.642	31.689	223.1	43:27.465	21	21	1:52.179	39.346	41.676	31.157	220.8	42:44.426
22	1	1:54.159	39.695	42.855	31.609	222.6	45:21.624	22	22	1:52.752	39.773	41.774	31.205	220.8	44:37.178
23	1	1:54.271	39.929	42.529	31.813	221.7	47:15.895	23	23	1:52.202	39.547	41.455	31.200	220.8	46:29.380
24	1	1:54.509	40.007	42.728	31.774	222.6	49:10.404	24	24	1:52.323	39.388	41.561	31.374	220.4	48:21.703
25	1	1:53.512	39.942	42.123	31.447	223.6	51:03.916	25	25	1:51.945	39.421	41.334	31.190	220.4	50:13.648
26	1	1:53.281	39.761	42.102	31.418	223.6	52:57.197	26	26	1:52.128	39.408	41.579	31.141	220.8	52:05.776
27	1	1:53.359	39.510	42.303	31.546	222.2	54:50.556	27	27	1:52.013	39.342	41.449	31.222	220.8	53:57.789
28	1	1:55.437	40.029	43.528	31.880	222.2	56:45.993	28	28	1:52.549	39.885	41.389	31.275	219.9	55:50.338





Hungaroring
GT Cup Open Europe
Race - 1
Lap Analysis



22

1 Niki Leutwiler Porsche 911 Cup MY 2018

PROAM

2 Vicent Beltoise

PZ Oberer Zürichsee by TFT

AM

1 Gregor Zsigo

BMW M4

2 Csaba Walter

Racing Trevor

Lap	D	Time	Sector 1	Sector 2	Sector 3	T. Spd	Elapsed	Lap	D	Time	Sector 1	Sector 2	Sector 3	T. Spd	Elapsed
1	1	1:56.098	43.695	41.622	30.781	198.8	1:56.098	1	2	2:00.359	45.964	42.490	31.905	200.3	2:00.359
2	1	1:51.617	39.494	41.281	30.842	223.1	3:47.715	2	2	1:56.166	41.278	43.072	31.816	216.4	3:56.525
3	1	1:51.872	39.540	41.318	31.014	222.2	5:39.587	3	2	1:58.632	41.072	42.264	35.296	216.4	5:55.157
4	1	2:34.527	52.709	57.532	44.286	171.9	8:14.114	4	2	2:25.073	45.908	54.656	44.509	183.3	8:20.230
5	1	2:41.597	57.996	59.764	43.837	158.8	10:55.711	5	2	2:41.503	57.970	58.054	45.479	95.6	11:01.733
6	1	2:41.467	56.932	59.919	44.616	151.2	13:37.178	6	2	2:38.640	56.459	58.652	43.529	111.2	13:40.373
7	1	1:52.524	39.979	41.465	31.080	220.4	15:29.702	7	2	1:57.074	41.835	43.007	32.232	221.7	15:37.447
8	1	1:52.056	39.578	41.394	31.084	221.3	17:21.758	8	2	1:55.075	40.706	42.556	31.813	217.7	17:32.522
9	1	1:51.575	39.417	41.189	30.969	222.2	19:13.333	9	2	1:54.660	40.726	42.165	31.769	217.3	19:27.182
10	1	1:51.209	39.175	41.095	30.939	221.7	21:04.542	10	2	1:54.597	40.289	42.370	31.938	217.3	21:21.779
11	1	1:51.017	38.968	41.158	30.891	222.2	22:55.559	11	2	1:54.707	40.545	42.370	31.792	213.8	23:16.486
12	1	1:51.533	39.164	41.271	31.098	221.7	24:47.092	12	2	1:54.701	40.558	42.241	31.902	214.7	25:11.187
13	1	1:55.689 P	39.403	41.303	34.983	222.6	26:42.781	13	2	1:58.801 P	40.699	42.454	35.648	216.4	27:09.988
14	2	3:07.785	1:55.272	41.729	30.784		29:50.566	14	1	4:03.127	2:45.926	44.504	32.697		31:13.115
15	2	1:52.137	39.517	41.422	31.198	220.8	31:42.703	15	1	1:57.552	41.528	43.586	32.438	217.3	33:10.667
16	2	1:51.600	39.366	41.452	30.782	222.2	33:34.303	16	1	1:57.359	41.456	43.636	32.267	215.1	35:08.026
17	2	1:52.803	40.124	41.622	31.057	222.6	35:27.106	17	1	1:58.118	41.433	44.157	32.528	215.5	37:06.144
18	2	1:51.681	39.312	41.538	30.831	222.2	37:18.787	18	1	1:58.491	42.216	43.585	32.690	216.4	39:04.635
19	2	1:51.206	39.199	41.289	30.718	223.1	39:09.993	19	1	1:58.707	41.852	43.659	33.196	215.1	41:03.342
20	2	1:51.388	39.060	41.305	31.023	223.6	41:01.381	20	1	1:57.419	41.560	43.393	32.466	217.3	43:00.761
21	2	1:51.822	39.210	41.589	31.023	224.0	42:53.203	21	1	1:58.667	42.533	43.609	32.525	215.5	44:59.428
22	2	1:51.537	39.313	41.414	30.810	222.6	44:44.740	22	1	1:57.982	41.950	43.617	32.415	214.7	46:57.410
23	2	1:51.706	39.395	41.355	30.956	222.2	46:36.446	23	1	1:57.371	41.616	43.517	32.238	216.8	48:54.781
24	2	1:51.027	38.969	41.196	30.862	222.2	48:27.473	24	1	1:57.221	41.269	43.498	32.454	216.8	50:52.002
25	2	1:51.258	39.191	41.323	30.744	222.6	50:18.731	25	1	1:57.407	41.592	43.355	32.460	215.1	52:49.409
26	2	1:51.493	39.279	41.389	30.825	223.6	52:10.224	26	1	1:57.181	41.137	43.402	32.642	215.5	54:46.590
27	2	1:51.374	39.270	41.216	30.888	222.6	54:01.598	27	1	2:00.534	43.115	45.096	32.323	214.7	56:47.124
28	2	1:51.511	39.207	41.332	30.972	223.6	55:53.109								

26

1 Albert Estragues Transam Euro 2018

AM

2

NM Racing Team

Lap	D	Time	Sector 1	Sector 2	Sector 3	T. Spd	Elapsed
1		1:59.162	45.435	42.217	31.510	198.5	1:59.162
2		1:53.172	39.811	41.802	31.559	227.3	3:52.334
3			40.536			227.3	





Hungaroring
GT Cup Open Europe
Race - 1
Lap Analysis



51

1 Aldo Festante

Porsche 911 GT3 Cup 2018

88

1 Stephane Adler

Aston Martin Vantage

PROAM

2

Ombra Racing

AM

2 Michael Blanchemain

Team Virage

Lap	D	Time	Sector 1	Sector 2	Sector 3	T. Spd	Elapsed	Lap	D	Time	Sector 1	Sector 2	Sector 3	T. Spd	Elapsed
1		1:55.375	43.325	41.303	30.747	197.0	1:55.375	1	1	2:02.987	47.075	43.807	32.105	200.7	2:02.987
2		1:51.244	39.613	40.920	30.711	218.6	3:46.619	2	1	1:54.759	40.687	42.354	31.718	222.2	3:57.746
3		1:50.941	39.351	40.723	30.867	219.5	5:37.560	3	1	1:57.765	40.167	43.167	34.431	223.6	5:55.511
4		2:35.788	53.687	57.828	44.273	154.7	8:13.348	4	1	2:25.331	45.978	54.601	44.752	182.1	8:20.842
5		2:41.562	57.882	59.603	44.077	148.5	10:54.910	5	1	2:41.574	57.932	58.240	45.402	96.4	11:02.416
6		2:41.677	56.764	1:00.184	44.729	139.3	13:36.587	6	1	2:38.376	56.334	58.710	43.332	110.5	13:40.792
7		1:51.459	39.503	41.094	30.862	217.7	15:28.046	7	1	1:56.830	41.888	42.830	32.112	217.3	15:37.622
8		1:51.382	39.486	41.015	30.881	219.9	17:19.428	8	1	1:55.373	40.711	42.775	31.887	221.7	17:32.995
9		1:51.471	39.606	40.900	30.965	219.9	19:10.899	9	1	1:54.926	40.580	42.189	32.157	222.2	19:27.921
10		1:51.385	39.434	41.009	30.942	219.5	21:02.284	10	1	1:55.300	40.120	43.183	31.997	221.3	21:23.221
11		1:51.623	39.609	40.912	31.102	220.8	22:53.907	11	1	1:56.617	41.004	43.240	32.373	222.2	23:19.838
12		1:52.196	39.763	41.299	31.134	219.9	24:46.103	12	1	2:00.978 P	40.367	42.729	37.882	221.3	25:20.816
13		1:55.894 P	39.613	41.423	34.858	220.4	26:41.997	13	2	3:28.373	2:11.995	44.614	31.764		28:49.189
14		3:12.940	2:00.768	41.029	31.143		29:54.937	14	2	1:54.887	40.784	42.724	31.379	220.4	30:44.076
15		1:51.601	39.269	41.083	31.249	219.5	31:46.538	15	2	1:53.338	39.845	41.818	31.675	222.2	32:37.414
16		1:51.541	39.294	41.218	31.029	220.4	33:38.079	16	2	1:55.062	40.260	42.751	32.051	222.6	34:32.476
17		1:53.937	39.383	42.001	32.553	221.3	35:32.016	17	2	1:54.494	40.527	42.348	31.619	220.8	36:26.970
18		1:53.404	40.763	41.605	31.036	219.5	37:25.420	18	2	1:54.375	40.164	42.216	31.995	222.2	38:21.345
19		1:52.021	39.423	41.500	31.098	221.3	39:17.441	19	2	1:55.727	41.039	42.699	31.989	217.3	40:17.072
20		1:52.090	39.483	41.357	31.250	221.3	41:09.531	20	2	1:54.719	40.292	42.412	32.015	223.1	42:11.791
21		1:52.677	39.598	41.870	31.209	221.7	43:02.208	21	2	1:55.015	40.476	42.830	31.709	219.5	44:06.806
22		1:53.048	40.030	41.472	31.546	220.4	44:55.256	22	2	1:55.014	40.146	42.986	31.882	220.8	46:01.820
23		1:52.478	39.896	41.188	31.394	220.4	46:47.734	23	2	1:54.656	40.150	42.596	31.910	220.8	47:56.476
24		1:52.188	39.666	41.340	31.182	220.4	48:39.922	24	2	1:55.142	40.497	42.342	32.303	221.3	49:51.618
25		1:52.749	39.736	41.543	31.470	220.8	50:32.671	25	2	1:54.590	40.144	42.572	31.874	222.6	51:46.208
26		1:52.513	39.846	41.297	31.370	220.4	52:25.184	26	2	1:54.494	40.292	42.406	31.796	223.1	53:40.702
27		1:52.742	39.787	41.438	31.517	220.8	54:17.926	27	2	1:55.282	39.865	43.278	32.139	223.1	55:35.984
28		1:53.059	39.738	41.702	31.619	220.8	56:10.985	28	2	1:54.525	40.110	42.519	31.896	221.7	57:30.509

77

1 Robert Hefler

Aston Martin Vantage

PROAM

2 Philippe Valenza

Team Virage

Lap	D	Time	Sector 1	Sector 2	Sector 3	T. Spd	Elapsed
1	1	1:58.770	45.079	42.184	31.507	197.4	1:58.770
2	1	1:53.327	39.685	41.993	31.649	224.5	3:52.097
3	1	1:54.042	39.867	41.740	32.435	223.6	5:46.139
4	1	2:31.300	49.406	56.953	44.941	163.6	8:17.439
5	1	2:42.499	58.416	58.429	45.654	121.7	10:59.938
6	1	2:38.567	56.087	59.170	43.310	122.5	13:38.505
7	1	1:53.694	40.301	41.819	31.574	223.6	15:32.199
8	1	1:53.066	39.834	41.846	31.386	225.0	17:25.265
9	1	1:53.030	39.596	41.538	31.896	224.5	19:18.295
10	1	2:14.591 P	39.999	41.659	52.933	221.7	21:32.886





Hungaroring
GT Cup Open Europe
Race - 1
Lap Analysis



99 1 Antonio Coimbra Mercedes AMG GT4 HP 2019

AM 2 Luis Silva Sports and You

Lap	D	Time	Sector 1	Sector 2	Sector 3	T. Spd	Elapsed
1	1	1:57.528	44.740	41.859	30.929	200.3	1:57.528
2	1	1:52.647	39.887	41.884	30.876	226.4	3:50.175
3	1	1:52.445	39.833	41.567	31.045	224.5	5:42.620
4	1	2:33.870	51.637	57.249	44.984	146.1	8:16.490
5	1	2:41.872	58.007	59.050	44.815	138.2	10:58.362
6	1	2:39.871	56.414	59.597	43.860	127.5	13:38.233
7	1	1:52.976	40.117	41.929	30.930	223.6	15:31.209
8	1	1:52.453	39.510	41.824	31.119	226.4	17:23.662
9	1	1:52.708	39.620	41.862	31.226	224.0	19:16.370
10	1	1:52.780	39.451	42.168	31.161	223.6	21:09.150
11	1	1:52.708	39.384	42.079	31.245	225.4	23:01.858
12	1	1:52.320	39.419	41.817	31.084	225.0	24:54.178
13	1	1:52.635	39.576	41.866	31.193	225.0	26:46.813
14	1	1:53.016	39.561	42.059	31.396	224.0	28:39.829
15	1	1:53.307	40.044	41.993	31.270	224.0	30:33.136
16	2	1:56.966 P	39.658	42.405	34.903	225.0	32:30.102
17	2	3:01.745	1:45.345	43.802	32.598		35:31.847
18	2	1:56.918	40.703	44.376	31.839	223.6	37:28.765
19	2	1:55.803	40.820	43.342	31.641	225.0	39:24.568
20	2	1:56.435	40.151	43.807	32.477	224.5	41:21.003
21	2	1:56.059	40.762	43.420	31.877	224.0	43:17.062
22	2	1:55.794	40.770	43.068	31.956	222.6	45:12.856
23	2	1:54.405	39.968	42.687	31.750	224.0	47:07.261
24	2	1:54.970	40.073	43.000	31.897	224.0	49:02.231
25	2	1:55.903	40.276	43.547	32.080	225.4	50:58.134
26	2	1:55.503	40.495	43.218	31.790	224.0	52:53.637
27	2	1:54.427	40.018	42.398	32.011	225.4	54:48.064
28	2	1:55.700	40.644	42.986	32.070	224.5	56:43.764





Hungaroring
GT Cup Open Europe
Race - 1
Analysis by Lap



Num	Lap Time	Gap
Lap 1		
51	1:55.375	
22	1:56.098	00.723
13	1:56.774	01.399
99	1:57.528	02.153
77	1:58.770	03.395
26	1:59.162	03.787
40	2:00.359	04.984
10	2:01.402	06.027
88	2:02.987	07.612

Num	Lap Time	Gap
Lap 2		
51	1:51.244	
22	1:51.617	01.096
13	1:51.963	02.118
99	1:52.647	03.556
77	1:53.327	05.478
26	1:53.172	05.715
40	1:56.166	09.906
10	1:55.471	10.254
88	1:54.759	11.127

Num	Lap Time	Gap
Lap 3		
51	1:50.941	
22	1:51.872	02.027
13	1:51.728	02.905
99	1:52.445	05.060
77	1:54.042	08.579
10	1:56.987	16.300
40	1:58.632	17.597
88	1:57.765	17.951

Num	Lap Time	Gap
Lap 4		
51	2:35.788	
22	2:34.527	00.766
13	2:34.621	01.738
99	2:33.870	03.142
77	2:31.300	04.091
10	2:25.592	06.104
40	2:25.073	06.882

Num	Lap Time	Gap
88	2:25.331	07.494

Num	Lap Time	Gap
Lap 5		
51	2:41.562	
22	2:41.597	00.801
13	2:41.634	01.810
99	2:41.872	03.452
77	2:42.499	05.028
10	2:41.555	06.097
40	2:41.503	06.823
88	2:41.574	07.506

Num	Lap Time	Gap
Lap 6		
51	2:41.677	
22	2:41.467	00.591
13	2:40.756	00.889
99	2:39.871	01.646
77	2:38.567	01.918
10	2:39.115	03.535
40	2:38.640	03.786
88	2:38.376	04.205

Num	Lap Time	Gap
Lap 7		
51	1:51.459	
22	1:52.524	01.656
13	1:53.025	02.455
99	1:52.976	03.163
77	1:53.694	04.153
10	1:56.317	08.393
40	1:57.074	09.401
88	1:56.830	09.576

Num	Lap Time	Gap
Lap 8		
51	1:51.382	
22	1:52.056	02.330
13	1:52.051	03.124
99	1:52.453	04.234
77	1:53.066	05.837
10	1:52.696	09.707
40	1:55.075	13.094

Num	Lap Time	Gap
88	1:55.373	13.567

Num	Lap Time	Gap
Lap 9		
51	1:51.471	
22	1:51.575	02.434
13	1:52.148	03.801
99	1:52.708	05.471
77	1:53.030	07.396
10	1:52.675	10.911
40	1:54.660	16.283
88	1:54.926	17.022

Num	Lap Time	Gap
Lap 10		
51	1:51.385	
22	1:51.209	02.258
13	1:52.029	04.445
99	1:52.780	06.866
10	1:52.579	12.105
40	1:54.597	19.495
88	1:55.300	20.937
77	2:14.591	30.602

Num	Lap Time	Gap
Lap 11		
51	1:51.623	
22	1:51.017	01.652
13	1:52.251	05.073
99	1:52.708	07.951
10	1:52.450	12.932
40	1:54.707	22.579
88	1:56.617	25.931

Num	Lap Time	Gap
Lap 12		
51	1:52.196	
22	1:51.533	00.989
13	1:52.198	05.075
99	1:52.320	08.075
10	1:53.247	13.983
40	1:54.701	25.084
88	2:00.978	34.713

Num	Lap Time	Gap
Lap 13		
51	1:55.894	
22	1:55.689	00.784
13	1:55.546	04.727
99	1:52.635	04.816
10	1:53.053	11.142
40	1:58.801	27.991

Num	Lap Time	Gap
Lap 14		
99	1:53.016	
88	3:28.373	1 Lap
10	1:59.011	12.321
13	2:52.038	58.933
22	3:07.785	1:10.737
51	3:12.940	1:15.108

Num	Lap Time	Gap
Lap 15		
99	1:53.307	
88	1:54.887	1 Lap
40	4:03.127	1 Lap
13	1:52.079	57.705
22	1:52.137	1:09.567
51	1:51.601	1:13.402
10	3:09.175	1:28.189

Num	Lap Time	Gap
Lap 16		
99	1:56.966	
88	1:53.338	1 Lap
40	1:57.552	1 Lap
13	1:51.806	52.545
22	1:51.600	1:04.201
51	1:51.541	1:07.977
10	1:53.707	1:24.930
88	1:55.062	2:02.374
40	1:57.359	2:37.924

Num	Lap Time	Gap
Lap 17		
13	1:52.358	
22	1:52.803	12.101
99	3:01.745	16.842

Num	Lap Time	Gap
51	1:53.937	17.011
10	1:54.481	34.508
88	1:54.494	1:11.965
40	1:58.118	1:51.139

Num	Lap Time	Gap
Lap 18		
13	1:52.398	
22	1:51.681	11.384
51	1:53.404	18.017
99	1:56.918	21.362
10	1:53.833	35.943
88	1:54.375	1:13.942

Num	Lap Time	Gap
Lap 19		
13	1:52.706	
40	1:58.491	1 Lap
22	1:51.206	09.884
51	1:52.021	17.332
99	1:55.803	24.459
10	1:54.185	37.422
88	1:55.727	1:16.963

Num	Lap Time	Gap
Lap 20		
13	1:52.138	
22	1:51.388	09.134
40	1:58.707	1 Lap
51	1:52.090	17.284
99	1:56.435	28.756
10	1:55.860	41.144
88	1:54.719	1:19.544

Num	Lap Time	Gap
Lap 21		
13	1:52.179	
22	1:51.822	08.777
40	1:57.419	1 Lap
51	1:52.677	17.782
99	1:56.059	32.636
10	1:54.074	43.039
88	1:55.015	1:22.380





Hungaroring
GT Cup Open Europe
Race - 1
Analysis by Lap



Num	Lap Time	Gap
-----	----------	-----

Lap 22

13	1:52.752	
22	1:51.537	07.562
51	1:53.048	18.078
40	1:58.667	1 Lap
99	1:55.794	35.678
10	1:54.159	44.446
88	1:55.014	1:24.642

Num	Lap Time	Gap
-----	----------	-----

Lap 23

13	1:52.202	
22	1:51.706	07.066
51	1:52.478	18.354
40	1:57.982	1 Lap
99	1:54.405	37.881
10	1:54.271	46.515
88	1:54.656	1:27.096

Num	Lap Time	Gap
-----	----------	-----

Lap 24

13	1:52.323	
22	1:51.027	05.770
51	1:52.188	18.219
40	1:57.371	1 Lap
99	1:54.970	40.528
10	1:54.509	48.701
88	1:55.142	1:29.915

Num	Lap Time	Gap
-----	----------	-----

Lap 25

13	1:51.945	
22	1:51.258	05.083
51	1:52.749	19.023
40	1:57.221	1 Lap
99	1:55.903	44.486
10	1:53.512	50.268
88	1:54.590	1:32.560

Num	Lap Time	Gap
-----	----------	-----

Lap 26

13	1:52.128	
22	1:51.493	04.448
51	1:52.513	19.408

Num	Lap Time	Gap
-----	----------	-----

Lap 27

40	1:57.407	1 Lap
99	1:55.503	47.861
10	1:53.281	51.421
88	1:54.494	1:34.926

Num	Lap Time	Gap
-----	----------	-----

Lap 28

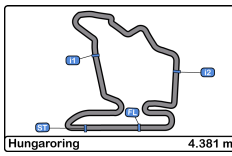
13	1:52.013	
22	1:51.374	03.809
51	1:52.742	20.137
40	1:57.181	1 Lap
99	1:54.427	50.275
10	1:53.359	52.767
88	1:55.282	1:38.195

Num	Lap Time	Gap
-----	----------	-----

Lap 28

13	1:52.549	
22	1:51.511	02.771
51	1:53.059	20.647
99	1:55.700	53.426
10	1:55.437	55.655
40	2:00.534	1 Lap
88	1:54.525	1:40.171



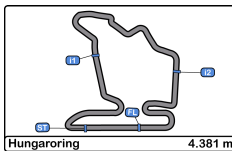


Hungaroring
GT Cup Open Europe
Race - 1
Best Sectors Results



Sector - 1				Sector - 2				Sector - 3				Ideal Lap vs Best Lap				
Clas	Nº	Driver	Time	Nº	Driver	Time	Nº	Driver	Time	Clas	Nº	Driver	Ideal Lap	Best Lap	Clas	
1	22	Leutwiler - Beltoise	38.968	51	Aldo Festante	40.723	51	Aldo Festante	30.711	1	51	Aldo Festante	1:50.703	1:50.941	1	
2	10	Díaz-Varela - Cerqueda	39.244	22	Leutwiler - Beltoise	41.095	22	Leutwiler - Beltoise	30.718	2	22	Leutwiler - Beltoise	1:50.781	1:51.017	2	
3	51	Aldo Festante	39.269	13	Jaume Font	41.185	99	Coimbra - Silva	30.876	3	13	Jaume Font	1:51.376	1:51.728	3	
4	13	Jaume Font	39.279	77	Hefler - Valenza	41.538	13	Jaume Font	30.912	4	99	Coimbra - Silva	1:51.827	1:52.320	4	
5	99	Coimbra - Silva	39.384	99	Coimbra - Silva	41.567	10	Díaz-Varela - Cerqueda	31.294	5	10	Díaz-Varela - Cerqueda	1:52.236	1:52.450	5	
6	77	Hefler - Valenza	39.596	10	Díaz-Varela - Cerqueda	41.698	88	Adler - Blanchemain	31.379	6	77	Hefler - Valenza	1:52.520	1:53.030	6	
7	26	Albert Estragues	39.811	26	Albert Estragues	41.802	77	Hefler - Valenza	31.386	7	88	Adler - Blanchemain	1:53.042	1:53.338	8	
8	88	Adler - Blanchemain	39.845	88	Adler - Blanchemain	41.818	26	Albert Estragues	31.510	8	26	Albert Estragues	1:53.123	1:53.172	7	
9	40	Zsigo - Walter	40.289	40	Zsigo - Walter	42.165	40	Zsigo - Walter	31.769	9	40	Zsigo - Walter	1:54.223	1:54.597	9	



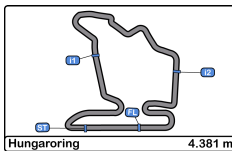


Hungaroring
GT Cup Open Europe
Race - 1
Leader Sequence



Nº	Entrant/Team	Nat	Driver 1	Nat	Driver 2	Nat	Vehicle	Cat	Start Lap	End Lap	Laps	Total Laps
51	Ombra Racing		Aldo Festante				Porsche 911 GT3 Cup 2018	PROAM	1	13	13	13
99	Sports and You		<u>Antonio Coimbra</u>		Luis Silva		Mercedes AMG GT4 HP 2019	AM	14	16	3	3
13	Baporo Motorsport		Jaume Font				Porsche 991 Cup MY 2018	AM	17	28	12	12



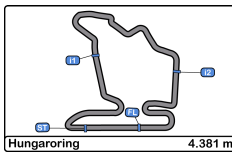


Hungaroring
GT Cup Open Europe
Race - 1
Best 5 Lap Times



Cl	Nº	Entrant/Team	Nat	Driver 1	Nat	Status	Driver 2	Nat	Status	Vehicle	Cat	Cl	Best 1		Best 2		Best 3		Best 4		Best 5		
													Time	Lap	Time	Lap	Time	Lap	Time	Lap	Time	Lap	
1	51	Ombra Racing	ITA	Aldo Festante	ITA					Porsche 911 GT3 Cup 2018	PROAM	1	1:50.941	3	1:51.244	2	1:51.382	8	1:51.385	10	1:51.459	7	
2	22	PZ Oberer Zürichsee by TFT	CHE	<u>Niki Leutwiler</u>	CHE		Vicent Beltoise	FRA		Porsche 911 Cup MY 2018	PROAM	2	1:51.017	11	1:51.027	24	1:51.206	19	1:51.209	10	1:51.258	25	
3	13	Baporo Motorsport	ESP	Jaume Font	ESP					Porsche 991 Cup MY 2018	AM	1	1:51.728	3	1:51.806	16	1:51.945	25	1:51.963	2	1:52.013	27	
4	99	Sports and You	PRT	<u>Antonio Coimbra</u>	PRT		Luis Silva	PRT		Mercedes AMG GT4 HP 2019	AM	2	1:52.320	12	1:52.445	3	1:52.453	8	1:52.635	13	1:52.647	2	
5	10	Baporo Motorsport	ESP	Daniel Díaz-Varela	ESP		<u>Manel Cerqueda</u>	AND		Audi R8 LMS	AM	3	1:52.450	11	1:52.579	10	1:52.675	9	1:52.696	8	1:53.053	13	
6	77	Team Virage	HUN	<u>Robert Hefler</u>	HUN		Philippe Valenza	ESP		Aston Martin Vantage	PROAM	3	1:53.030	9	1:53.066	8	1:53.327	2	1:53.694	7	1:54.042	3	
7	26	NM Racing Team	ESP	Albert Estragues	ESP					Transam Euro 2018	AM	4	1:53.172	2	1:59.162	1							
8	88	Team Virage	FRA	<u>Stephane Adler</u>	FRA		Michael Blanchemain	FRA		Aston Martin Vantage	AM	5	1:53.338	15	1:54.375	18	1:54.494	17	1:54.494	26	1:54.525	28	
9	40	Racing Trevor	HUN	Gregor Zsigo	HUN		<u>Csaba Walter</u>	HUN		BMW M4	AM	6	1:54.597	10	1:54.660	9	1:54.701	12	1:54.707	11	1:55.075	8	



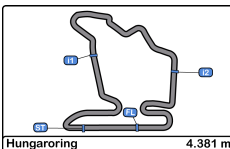


Hungaroring
GT Cup Open Europe
Race - 1
Best 5 Top Speeds



Cl	Nº	Entrant/Team	Nat	Driver 1	Nat	Driver 2	Nat	Vehicle	Cat	Cl	Top 1		Top 2		Top 3		Top 4		Top 5		Avg
											Km/h	Lap	Km/h	Lap	Km/h	Lap	Km/h	Lap	Km/h	Lap	
1	26	NM Racing Team	ESP	Albert Estragues	ESP			Transam Euro 2018	AM	1	227.3	2	227.3	3	198.5	1					217.7
2	99	Sports and You	PRT	Antonio Coimbra	PRT	Luis Silva	PRT	Mercedes AMG GT4 HP 2019	AM	2	226.4	2	226.4	8	225.4	11	225.4	25	225.4	27	225.8
3	10	Baporo Motorsport	ESP	Daniel Díaz-Varela	ESP	Manel Cerqueda	AND	Audi R8 LMS	AM	3	225.4	3	225.0	2	225.0	8	224.5	9	224.5	10	224.9
4	77	Team Virage	POL	Robert Hefler	HUN	Philippe Valenza	ESP	Aston Martin Vantage	PROAM	1	225.0	8	224.5	2	224.5	9	223.6	3	223.6	7	224.2
5	22	PZ Oberer Zürichsee by TFT	CHE	Niki Leutwiler	CHE	Vicent Beltoise	FRA	Porsche 911 Cup MY 2018	PROAM	2	224.0	21	223.6	20	223.6	26	223.6	28	223.1	2	223.6
6	88	Team Virage	POL	Stephane Adler	FRA	Michael Blanchemain	FRA	Aston Martin Vantage	AM	4	223.6	3	223.1	20	223.1	26	223.1	27	222.6	16	223.1
7	40	Racing Trevor	SVK	Gregor Zsigo	SVK	Csaba Walter	HUN	BMW M4	AM	5	221.7	7	217.7	8	217.3	9	217.3	10	217.3	15	218.2
8	51	Ombra Racing	ITA	Aldo Festante	ITA			Porsche 911 GT3 Cup 2018	PROAM	3	221.7	21	221.3	17	221.3	19	221.3	20	220.8	11	221.3
9	13	Baporo Motorsport	ESP	Jaume Font	ESP			Porsche 991 Cup MY 2018	AM	6	221.3	18	221.3	19	220.8	11	220.8	12	220.8	13	221.0



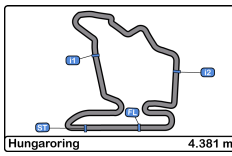


Hungaroring
GT Cup Open Europe
Race - 1
Fastest Laps Sequence



Lap	Time of Day	Session Time	Nº	Entrant/Team	Nat	Driver 1	Nat	Driver 2	Nat	Vehicle	Cat	Time	Km/h
2	12:02:05.352	3:46.352	51	Ombra Racing		Aldo Festante				Porsche 911 GT3 Cup 2018	PROAM	1:51.244	141.7
3	12:03:56.293	5:37.293	51	Ombra Racing		Aldo Festante				Porsche 911 GT3 Cup 2018	PROAM	1:50.941	142.1





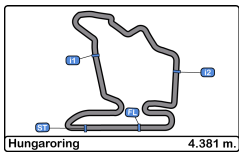
Hungaroring
GT Cup Open Europe
Race - 1



Event Best Maximum Speed

Nº	Entrant/Team	Nat	Driver 1	Nat	Driver 2	Nat	Vehicle	Cat	Km/h	Session
99	Sports and You	PRT	Antonio Coimbra	PRT	Luis Silva	PRT	Mercedes AMG GT4 HP 2019	AM	228.8	Free Practice - 1
26	NM Racing Team	ESP	Albert Estragues	ESP			Transam Euro 2018	AM	227.3	Race - 1
10	Baporo Motorsport	ESP	Daniel Díaz-Varela	ESP	Manel Cerqueda	ESP	Audi R8 LMS	AM	226.4	Free Practice - 1
88	Team Virage	POL	Stephane Adler	FRA	Michael Blanchemain	FRA	Aston Martin Vantage	AM	225.4	Free Practice - 1
77	Team Virage	POL	Robert Hefler	HUN	Philippe Valenza	ESP	Aston Martin Vantage	PROAM	225.0	Race - 1
22	PZ Oberer Zürichsee by TFT	CHE	Niki Leutwiler	CHE	Vicent Beltoise	FRA	Porsche 911 Cup MY 2018	PROAM	224.0	Free Practice - 3
51	Ombra Racing	ITA	Aldo Festante	ITA			Porsche 911 GT3 Cup 2018	PROAM	223.6	Free Practice - 1
40	Racing Trevor	SVK	Gregor Zsigo	SVK	Csaba Walter	HUN	BMW M4	AM	222.2	Free Practice - 3
13	Baporo Motorsport	ESP	Jaume Font	ESP			Porsche 991 Cup MY 2018	AM	222.2	Qualifying - 1 Driver - 1





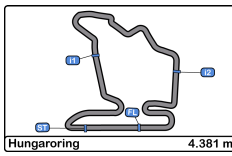
Hungaroring
GT Cup Open Europe
Race - 1
Lap Chart



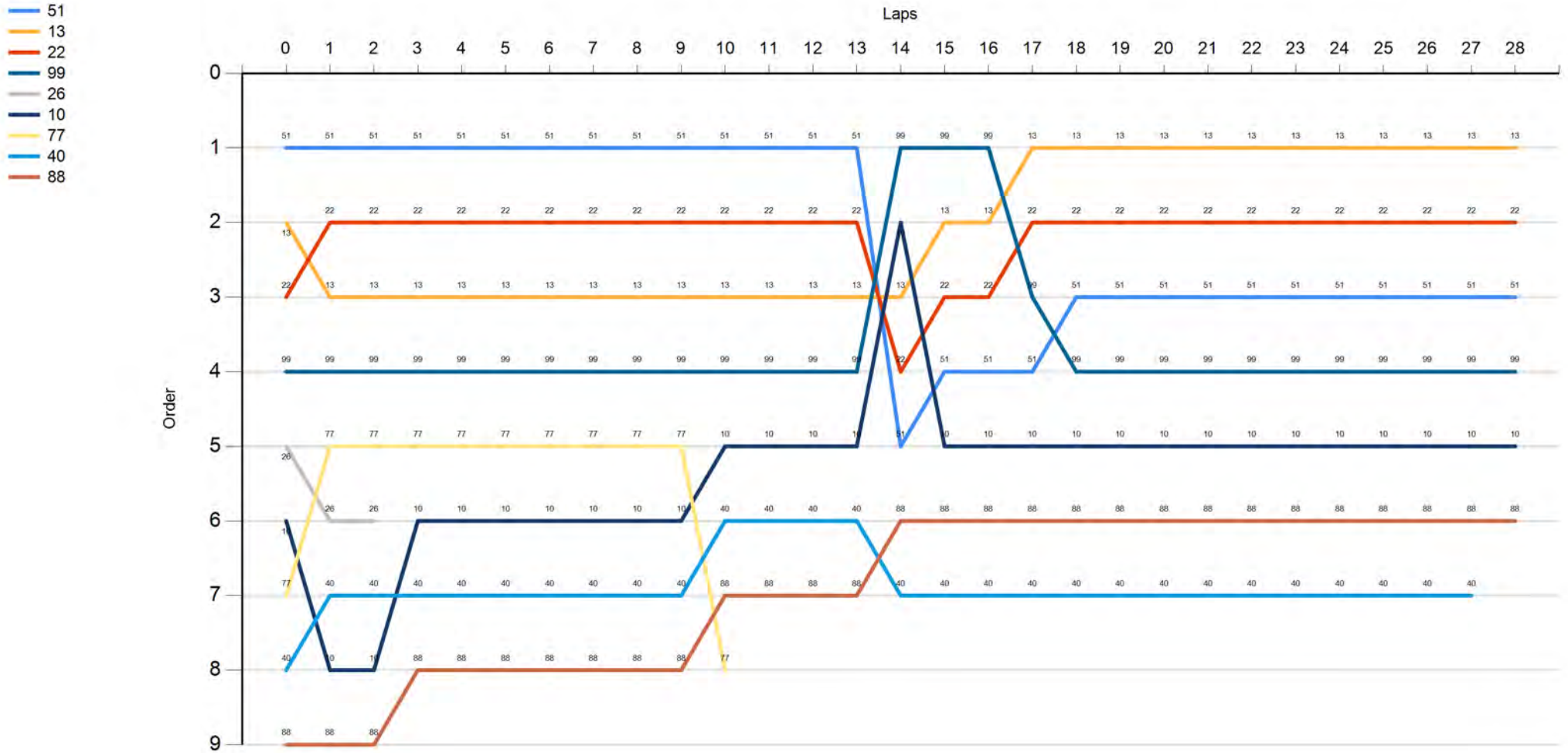
LAP

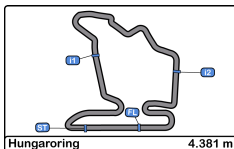
Nr	Po	Grid	1	2	3	4	5	6	7	8	9	10	11	12	13	14	15	16	17	18	19	20	21	22	23	24	25	26	27	28	
51	1	51	51	51	51	51	51	51	51	51	51	51	51	51	51	99	99	99	13	13	13	13	13	13	13	13	13	13	13	13	
13	2	13	22	22	22	22	22	22	22	22	22	22	22	22	22	10	13	13	22	22	22	22	22	22	22	22	22	22	22	22	22
22	3	22	13	13	13	13	13	13	13	13	13	13	13	13	13	13	22	22	99	51	51	51	51	51	51	51	51	51	51	51	51
99	4	99	99	99	99	99	99	99	99	99	99	99	99	99	99	22	51	51	51	99	99	99	99	99	99	99	99	99	99	99	99
26	5	26	77	77	77	77	77	77	77	77	77	10	10	10	10	51	10	10	10	10	10	10	10	10	10	10	10	10	10	10	10
10	6	10	26	26	10	10	10	10	10	10	10	40	40	40	40	88	88	88	88	88	88	88	88	88	88	88	88	88	88	88	88
77	7	77	40	40	40	40	40	40	40	40	40	88	88	88	88	40	40	40	40	40	40	40	40	40	40	40	40	40	40	40	40
40	8	40	10	10	88	88	88	88	88	88	88	77																			
88	9	88	88	88																											





Hungaroring
GT Cup Open Europe
Race - 1
Graphic Lap Chart



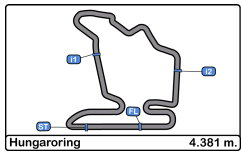


Hungaroring
GT Cup Open Europe
Race - 1
Pit Stop Analysis



Nr.	In Day Time	Entrant/Team	Nat	Driver 1	Nat	Driver 2	Nat	Vehicle	Cat	In Time	Stop N°	Pit Time	Handicap	Penalty
88	12:23:37.024	Team Virage		Stephane Adler		Michael Blanchemain		Aston Martin Vantage	AM	25:18.291	1	1:34.649	1:05	
51	12:24:58.223	Ombra Racing		Aldo Festante				Porsche 911 GT3 Cup 2018	PROAM	26:39.491	1	1:26.417	1:15	
22	12:24:59.206	PZ Oberer Zürichsee by TFT		Niki Leutwiler		Vicent Beltoise		Porsche 911 Cup MY 2018	PROAM	26:40.474	1	1:19.972	1:05	
13	12:25:02.928	Baporo Motorsport		Jaume Font				Porsche 991 Cup MY 2018	AM	26:44.195	1	1:05.020	1:05	
40	12:25:25.653	Racing Trevor		Gregor Zsigo		Csaba Walter		BMW M4	AM	27:06.920	1	2:06.831	1:05	
10	12:27:08.461	Baporo Motorsport		Daniel Díaz-Varela		Manel Cerqueda		Audi R8 LMS	AM	28:49.728	1	1:18.510	1:05	
99	12:30:46.384	Sports and You		Antonio Coimbra		Luis Silva		Mercedes AMG GT4 HP 2019	AM	32:27.652	1	1:08.205	1:05	

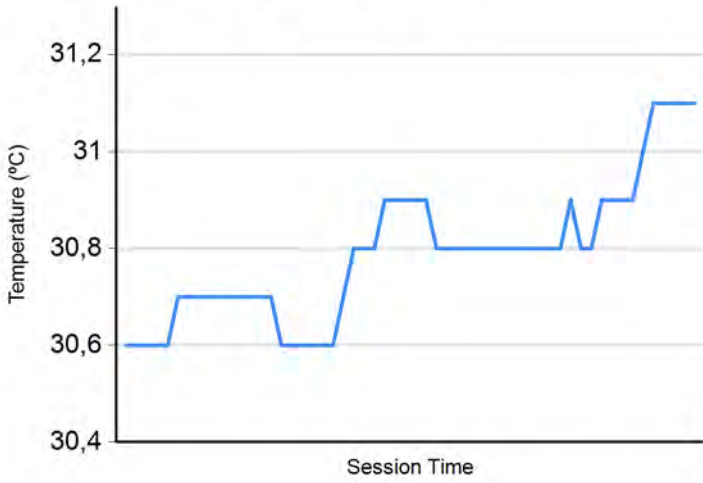




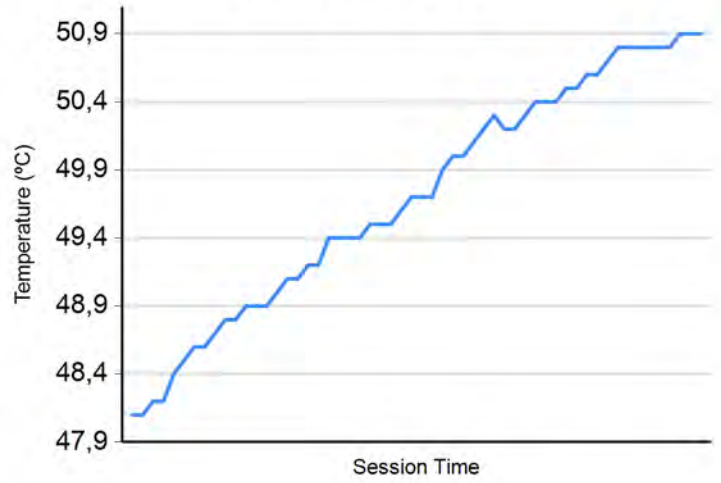
Hungaroring
GT Cup Open Europe
Race - 1
Weather Report



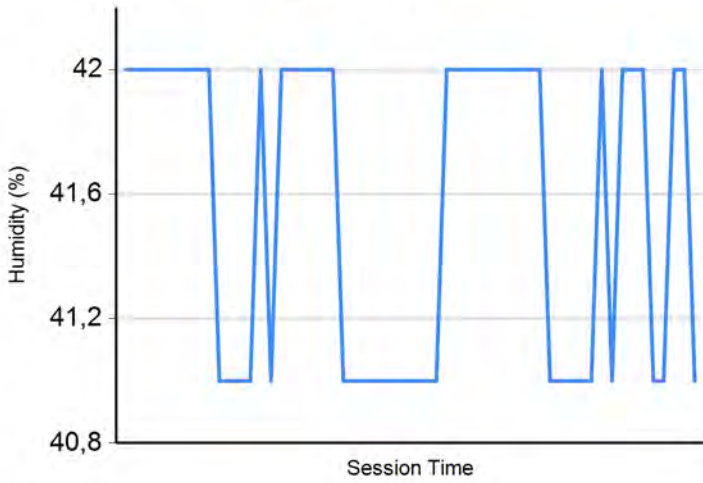
Air Temperature



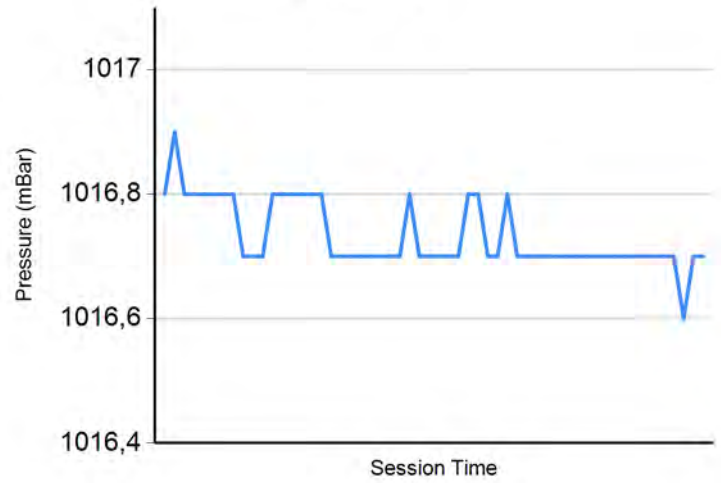
Track Temperature



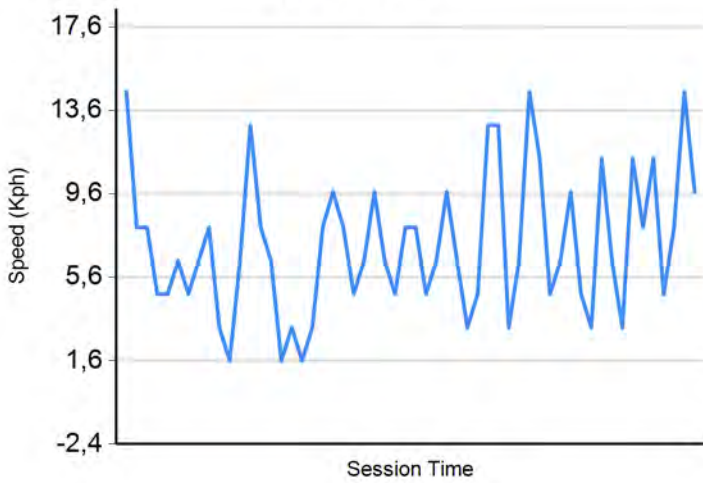
Humidity



Pressure

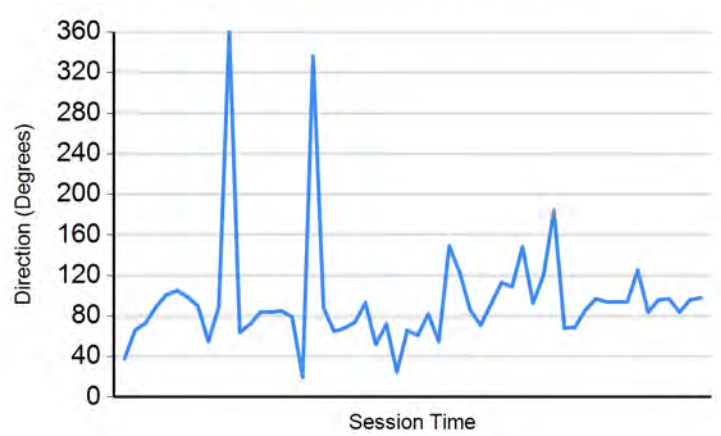


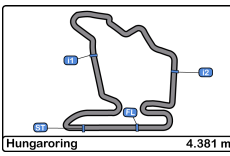
Wind Speed



Wind direction

North = 0°/360° Est = 90° South = 180° West = 270°





Hungaroring
GT Cup Open Europe
Race - 1
Final Results




Cls	Nº	Entrant/Team	Nat	Driver 1	Nat	Driver 2	Nat	Vehicle	Cat	Cl	Laps	Total Time	Gap	Interval	Km/h	Best	Time	Km/h
1	13	Baporo Motorsport	ESP	Jaume Font	ESP			Porsche 991 Cup MY 2018	AM	1	28	55:50.338			131.8	3	1:51.728	141.1
2	22	PZ Oberer Zürichsee by TFT	CHE	<u>Niki Leutwiler</u>	CHE	Vicent Beltoise	FRA	Porsche 911 Cup MY 2018	PROAM	1	28	55:53.109	2.771	2.771	131.7	11	1:51.017	142.0
3	51	Ombra Racing	ITA	Aldo Festante	ITA			Porsche 911 GT3 Cup 2018	PROAM	2	28	56:10.985	20.647	17.876	131.0	3	1:50.941	142.1
4	10	Baporo Motorsport	ESP	Daniel Díaz-Varela	ESP	<u>Manel Cerqueda</u>	AND	Audi R8 LMS	AM	2	28	56:45.993	55.655	35.008	129.6	11	1:52.450	140.2
5	99	Sports and You	PRT	<u>Antonio Coimbra</u>	PRT	Luis Silva	PRT	Mercedes AMG GT4 HP 2019	AM	3	28	56:53.764	1:03.426	7.771	129.3	12	1:52.320	140.4
6	88	Team Virage	POL	<u>Stephane Adler</u>	FRA	Michael Blanchemain	FRA	Aston Martin Vantage	AM	4	28	57:30.509	1:40.171	36.745	127.9	15	1:53.338	139.1
7	40	Racing Trevor	SVK	Gregor Zsigo	SVK	<u>Csaba Walter</u>	HUN	BMW M4	AM	5	27	56:47.124	1 Lap	1 Lap	124.9	10	1:54.597	137.6
Not classified: (Requirements: 75% of number laps of leader = 21 Laps)																		
	77	Team Virage	POL	<u>Robert Hefler</u>	HUN	Philippe Valenza	ESP	Aston Martin Vantage	PROAM	3	10	21:32.886	18 Laps	17 Laps	121.9	9	1:53.030	139.5
	26	NM Racing Team	ESP	Albert Estragues	ESP			Transam Euro 2018	AM	6	2	3:52.334	26 Laps	8 Laps	135.7	2	1:53.172	139.3

Fastest lap Aldo Festante in 1:50.941 at 142.2 Km/h in lap 3

CAR 99 - 10 SECONDS TIME PENALTY ADDED TO RACE TIME - DRIVER CHANGE OUT OF WINDOW

Published at:.....

Track Temp: 50.9 °C Air Temp: 31.1 °C Humidity: 41 % Track Status: DRY

Stewards:	Race Director:	Timekeeper: 
-----------	----------------	---





Championship Classification



Cls.	Name	Nat.	Net Pts.	Pts.	Hungaroring		Paul Ricard		Monza		SPA-Francorchamps		Barcelona	
					R1	R2	R1	R2	R1	R2	R1	R2	R1	R2
1	Jaume Font		15	15	15									
2	Niki Leutwiler		12	12	12									
	Vincent Beltoise		12	12	12									
3	Aldo Festante		10	10	10									
4	Daniel Díaz-Varela		8	8	8									
	Manel Cerqueda		8	8	8									
5	Luis Silva		6	6	6									
	Antonio Coimbra		6	6	6									
6	Michael Blanchemain		5	5	5									
	Stephane Adler		5	5	5									
7	Csaba Walter		4	4	4									
	Gregor Zsigo		4	4	4									
8	Albert Estragues		0	0										
9	Philippe Valenza		0	0										
	Robert Hefler		0	0										



Championship PROAM Classification



Cls.	Name	Nat.	Net Pts.	Pts.	Hungaroring		Paul Ricard		Monza		SPA-Francorchamps		Barcelona	
					R1	R2	R1	R2	R1	R2	R1	R2	R1	R2
1	Niki Leutwiler		5	5	5									
	Vincent Beltoise		5	5	5									
2	Aldo Festante		4	4	4									
3	Philippe Valenza		0	0										
	Robert Hefler		0	0										


Championship AM Classification


Cls.	Name	Nat.	Net Pts.	Pts.	Hungaroring		Paul Ricard		Monza		SPA-Francorchamps		Barcelona	
					R1	R2	R1	R2	R1	R2	R1	R2	R1	R2
1	Jaume Font		10	10	10									
2	Manel Cerqueda		8	8	8									
	Daniel Díaz-Varela		8	8	8									
3	Antonio Coimbra		6	6	6									
	Luis Silva		6	6	6									
4	Michael Blanchemain		4	4	4									
	Stephane Adler		4	4	4									
5	Csaba Walter		3	3	3									
	Gregor Zsigo		3	3	3									
6	Albert Estragues		0	0										




Championship Teams' Classification



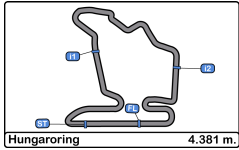
Cls.	Team	Nat.	Net Pts.	Pts.	Hungaroring		Paul Ricard		Monza		SPA-Francorchamps		Barcelona	
					R1	R2	R1	R2	R1	R2	R1	R2	R1	R2
1	Baporo Motorsport		14	14	14									
2	PZ Oberer Zürichsee by TFT		8	8	8									
3	Ombra Racing		6	6	6									
4	Sports and You		3	3	3									
5	Team Virage		2	2	2									
6	Racing Trevor		0	0										
	NM Racing Team		0	0										


Drivers Statistics

Cls.	Nº	Name	Nat.	Net Points	Points	First Positions	Seconds Positions	Thirds Positions	Race Fastest Laps	Pole Positions	Laps in first place	Km. covered in Race	Km. covered in Practice
1	13	Jaume Font		15	15	1					12	122.668	271.622
2	22	Niki Leutwiler		12	12		1					122.668	192.764
	22	Vincent Beltoise		12	12		1					122.668	192.764
3	51	Aldo Festante		10	10			1	1	1	13	122.668	201.526
4	10	Daniel Díaz-Varela		8	8							122.668	262.860
	10	Manel Cerqueda		8	8							122.668	262.860
5	99	Luis Silva		6	6						3	122.668	249.717
	99	Antonio Coimbra		6	6						3	122.668	249.717
6	88	Michael Blanchemain		5	5							122.668	315.432
	88	Stephane Adler		5	5							122.668	315.432
7	40	Csaba Walter		4	4							118.287	188.383
	40	Gregor Zsigo		4	4							118.287	188.383
8	26	Albert Estragues		0	0							8.762	148.954
9	77	Philippe Valenza		0	0							43.810	249.717
	77	Robert Hefler		0	0							43.810	249.717


Drivers Performance


Cls.	Name	Nat.	Net Pts.	Pts.	Hungaroring		Paul Ricard		Red Bull Ring		Monza		SPA-Francorchamps		Barcelona	
					R1	R2	R1	R2	R1	R2	R1	R2	R1	R2	R1	R2
1	Jaume Font		15	15	2 - 1											
2	Niki Leutwiler		12	12	3 - 2											
	Vincent Beltoise		12	12	3 - 2											
3	Aldo Festante		10	10	1 - 3											
4	Daniel Díaz-Varela		8	8	6 - 4											
	Manel Cerqueda		8	8	6 - 4											
5	Luis Silva		6	6	4 - 5											
	Antonio Coimbra		6	6	4 - 5											
6	Michael Blanchemain		5	5	9 - 6											
	Stephane Adler		5	5	9 - 6											
7	Csaba Walter		4	4	8 - 7											
	Gregor Zsigo		4	4	8 - 7											
8	Albert Estragues		0	0	5 - NC											
9	Philippe Valenza		0	0	7 - NC											
	Robert Hefler		0	0	7 - NC											



Hungaroring
GT Cup Open Europe
Qualifying - 2 Driver - 2
Provisional Results




Cls	Nº	Entrant/Team	Nat	Driver 1	Nat	Driver 2	Nat	Vehicle	Cat	Cls	Laps	Best	Time	Gap	Interval	Km/h
1	51	Ombra Racing	ITA	Aldo Festante	ITA			Porsche 911 GT3 Cup 2018	PROAM	1	10	8	1:48.070			145.9
2	22	PZ Oberer Zürichsee by TFT	CHE	Niki Leutwiler	CHE	<u>Vincent Beltoise</u>	FRA	Porsche 911 Cup MY 2018	PROAM	2	8	7	1:49.023	0.953	0.953	144.6
3	13	Baporo Motorsport	ESP	Jaume Font	ESP			Porsche 991 Cup MY 2018	AM	1	7	6	1:50.020	1.950	0.997	143.3
4	77	Team Virage	HUN	Robert Hefler	HUN	<u>Philippe Valenza</u>	ESP	Aston Martin Vantage	PROAM	3	6	5	1:51.178	3.108	1.158	141.8
5	10	Baporo Motorsport	ESP	<u>Daniel Díaz-Varela</u>	ESP	Manel Cerqueda		Audi R8 LMS	AM	2	9	6	1:51.638	3.568	0.460	141.2
6	99	Sports and You	PRT	Antonio Coimbra	PRT	<u>Luis Silva</u>	PRT	Mercedes AMG GT4 HP 2019	AM	3	11	6	1:52.397	4.327	0.759	140.3
7	88	Team Virage	FRA	Stephane Adler	FRA	<u>Michael Blanchemain</u>	FRA	Aston Martin Vantage	AM	4	8	7	1:52.453	4.383	0.056	140.2
8	40	Racing Trevor	HUN	<u>Gregor Zsigo</u>	HUN	Csaba Walter	HUN	BMW M4	AM	5	5	3	1:56.753	8.683	4.300	135.0

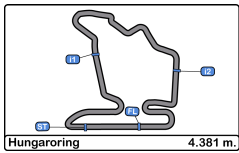
CAR 88 TIME 1:52.454 DELETED TRACK LIMITS AT T 6
 CAR 99 TIME 1:52.815 DELETED TRACK LIMITS AT T 6
 CAR 22 TIME 1:49.130 DELETED TRACK LIMITS AT T 11

Published at:.....

Track Temp: 35.3 °C Air Temp: 26.7 °C Humidity: 61 % Track Status: DRY

Stewards:	Race Director:	Timekeeper: 
-----------	----------------	---





Hungaroring
GT Cup Open Europe
Qualifying - 2 Driver - 2
Provisional Results by Class



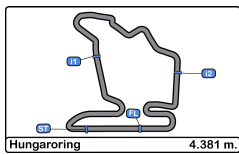
Cls	Nº	Entrant/Team	Nat	Driver 1	Nat	Driver 2	Nat	Vehicle	Cat	Cls	Laps	Best	Time	Gap	Interval	Km/h
PROAM																
1	51	Ombra Racing	ITA	Aldo Festante	ITA			Porsche 911 GT3 Cup 2018	PROAM	1	10	8	1:48.070			145.9
2	22	PZ Oberer Zürichsee by TFT	CHE	Niki Leutwiler	CHE	Vincent Beltoise	FRA	Porsche 911 Cup MY 2018	PROAM	2	8	7	1:49.023	0.953	0.953	144.6
3	77	Team Virage	HUN	Robert Hefler	HUN	Philippe Valenza	ESP	Aston Martin Vantage	PROAM	3	6	5	1:51.178	3.108	2.155	141.8
AM																
1	13	Baporo Motorsport	ESP	Jaume Font	ESP			Porsche 991 Cup MY 2018	AM	1	7	6	1:50.020			143.3
2	10	Baporo Motorsport	ESP	Daniel Díaz-Varela	ESP	Manel Cerqueda	AND	Audi R8 LMS	AM	2	9	6	1:51.638	1.618	1.618	141.2
3	99	Sports and You	PRT	Antonio Coimbra	PRT	Luis Silva	PRT	Mercedes AMG GT4 HP 2019	AM	3	11	6	1:52.397	2.377	0.759	140.3
4	88	Team Virage	FRA	Stephane Adler	FRA	Michael Blanchemain	FRA	Aston Martin Vantage	AM	4	8	7	1:52.453	2.433	0.056	140.2
5	40	Racing Trevor	SVK	Gregor Zsigo	SVK	Csaba Walter	HUN	BMW M4	AM	5	5	3	1:56.753	6.733	4.300	135.0

Published at:.....

Track Temp: 35.3 °C Air Temp: 26.7 °C Humidity: 61 % Track Status: DRY

Stewards:	Race Director:	Timekeeper:
------------------	-----------------------	--------------------





Hungaroring
GT Cup Open Europe
Qualifying - 2 Driver - 2
Lap Analysis



10 1 Daniel Díaz-Varela Audi R8 LMS **77** 1 Robert Hefler Aston Martin Vantage
 AM 2 Manel Cerqueda Baporo Motorsport PROAM 2 Philippe Valenza Team Virage

Lap	D	Time	Sector 1	Sector 2	Sector 3	T. Spd	Elapsed	Lap	D	Time	Sector 1	Sector 2	Sector 3	T. Spd	Elapsed
1	1	9:04:22.383	9:02:51.432	54.515	36.436		9:04:22.383	1	2	9:08:10.262	9:06:46.231	49.530	34.501		9:08:10.262
2	1	2:13.686	43.007	49.208	41.471	222.2	9:06:36.069	2	2	1:58.364	42.371	44.296	31.697	221.7	9:10:08.626
3	1	1:53.083	39.957	41.973	31.153	223.1	9:08:29.152	3	2	1:52.197	39.865	41.296	31.036	222.6	9:12:00.823
4	1	1:52.521	39.220	42.297	31.004	225.9	9:10:21.673	4	2	1:51.310	39.475	40.963	30.872	222.2	9:13:52.133
5	1	1:52.179	39.342	41.472	31.365	224.5	9:12:13.852	5	2	1:51.178	39.367	40.923	30.888	222.6	9:15:43.311
6	1	1:51.638	39.673	41.164	30.801	222.2	9:14:05.490	6	2	2:02.480 P	39.360	44.456	38.664	223.1	9:17:45.791
7	1	1:52.014	39.289	41.607	31.118	224.5	9:15:57.504	88 1 Stephane Adler Aston Martin Vantage							
8	1	1:51.658	39.140	41.470	31.048	224.0	9:17:49.162	AM 2 Michael Blanchemain Team Virage							
9	1	2:00.444 P	39.190	41.487	39.767	222.2	9:19:49.606								

13 1 Jaume Font Porsche 991 Cup MY 2018
 AM 2 Baporo Motorsport

Lap	D	Time	Sector 1	Sector 2	Sector 3	T. Spd	Elapsed	Lap	D	Time	Sector 1	Sector 2	Sector 3	T. Spd	Elapsed
1	1	9:04:10.688	9:02:39.903	53.310	37.475		9:04:10.688	1	2	9:02:28.855	9:00:56.980	57.043	34.832		9:02:28.855
2	1	2:05.446	47.143	47.203	31.100	215.1	9:06:16.134	2	2	2:01.254	43.602	45.466	32.186	216.8	9:04:30.109
3	1	1:50.602	39.273	40.910	30.419	218.6	9:08:06.736	3	2	1:55.188	40.398	42.334	32.456	221.7	9:06:25.297
4	1	1:50.187	39.192	40.347	30.648	219.9	9:09:56.923	4	2	1:52.454	39.933	41.399	31.122	221.7	9:08:17.751
5	1	1:50.893	39.108	40.861	30.924	219.5	9:11:47.816	5	2	1:52.466	39.487	41.514	31.465	222.6	9:10:10.217
6	1	1:50.020	39.006	40.435	30.579	219.0	9:13:37.836	6	2	1:52.602	39.367	41.447	31.788	223.6	9:12:02.819
7	1	2:26.763 P	50.292	52.591	43.880	219.5	9:16:04.599	7	2	1:52.453	39.916	41.236	31.301	220.8	9:13:55.272
								8	2	2:04.480 P	39.701	41.558	43.221	221.7	9:15:59.752

22 1 Niki Leutwiler Porsche 911 Cup MY 2018
 PROAM 2 Vincent Beltoise PZ Oberer Zürichsee by TFT

Lap	D	Time	Sector 1	Sector 2	Sector 3	T. Spd	Elapsed	Lap	D	Time	Sector 1	Sector 2	Sector 3	T. Spd	Elapsed
1	2	9:02:47.845	9:01:15.151	56.205	36.489		9:02:47.845	1	2	9:03:25.258	9:02:00.429	51.483	33.346		9:03:25.258
2	2	2:07.312	48.580	45.282	33.450	175.0	9:04:55.157	2	2	1:57.254	41.168	43.858	32.228	221.3	9:05:22.512
3	2	1:50.411	39.352	40.791	30.268	220.8	9:06:45.568	3	2	1:53.965	40.100	42.300	31.565	222.2	9:07:16.477
4	2	1:49.664	38.958	40.399	30.307	221.7	9:08:35.232	4	2	1:52.815	39.850	41.687	31.278	223.1	9:09:09.292
5	2	1:49.422	38.675	40.456	30.291	222.6	9:10:24.654	5	2	1:52.795	39.723	41.720	31.352	223.6	9:11:02.087
6	2	1:49.130	38.528	39.911	30.691	223.1	9:12:13.784	6	2	1:52.397	39.496	41.676	31.225	225.0	9:12:54.484
7	2	1:49.023	38.644	40.127	30.252	222.6	9:14:02.807	7	2	2:05.064	43.435	47.143	34.486	212.1	9:14:59.548
8	2	2:03.987 P	42.676	42.363	38.948	223.6	9:16:06.794	8	2	1:58.684	39.727	44.077	34.880	225.4	9:16:58.232
								9	2	2:01.007	41.334	45.692	33.981	225.4	9:18:59.239
								10	2	1:52.769	39.712	41.633	31.424	224.5	9:20:52.008
								11	2	2:18.178 P	44.129	52.290	41.759	204.1	9:23:10.186

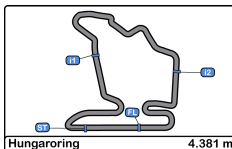
40 1 Gregor Zsigo BMW M4
 AM 2 Csaba Walter Racing Trevor

Lap	D	Time	Sector 1	Sector 2	Sector 3	T. Spd	Elapsed
1	1	9:02:34.124	9:01:13.480	46.757	33.887		9:02:34.124
2	1	1:57.346	41.341	43.523	32.482	216.4	9:04:31.470
3	1	1:56.753	40.899	43.311	32.543	217.7	9:06:28.223
4	1	1:56.821	41.039	43.714	32.068	216.4	9:08:25.044
5	1	2:05.944 P	41.244	45.559	39.141	217.7	9:10:30.988

51 1 Aldo Festante Porsche 911 GT3 Cup 2018
 PROAM 2 Ombra Racing

Lap	D	Time	Sector 1	Sector 2	Sector 3	T. Spd	Elapsed
1	1	9:05:07.390	9:03:49.813	45.464	32.113		9:05:07.390
2	1	1:54.228	41.146	41.650	31.432	218.6	9:07:01.618
3	1	1:49.218	38.912	40.186	30.120	220.4	9:08:50.836
4	1	1:49.323	38.632	40.266	30.425	220.4	9:10:40.159
5	1	2:05.524 P	41.761	46.107	37.656	220.8	9:12:45.683
6	1	3:30.915	2:17.423	42.429	31.063		9:16:16.598
7	1	1:50.821	39.478	40.511	30.832	219.5	9:18:07.419
8	1	1:48.070	38.610	39.472	29.988	219.9	9:19:55.489
9	1	1:48.452	38.452	39.661	30.339	220.4	9:21:43.941
10	1	2:05.697 P	42.053	42.144	41.500	221.3	9:23:49.638



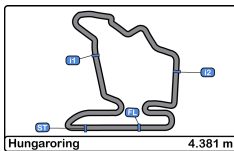


Hungaroring
GT Cup Open Europe
Qualifying - 2 Driver - 2
Best Sectors Results



Sector - 1				Sector - 2				Sector - 3				Ideal Lap vs Best Lap				
Clas	Nº	Driver	Time	Nº	Driver	Time	Nº	Driver	Time	Clas	Nº	Driver	Ideal Lap	Best Lap	Clas	
1	51	Aldo Festante	38.452	51	Aldo Festante	39.472	51	Aldo Festante	29.988	1	51	Aldo Festante	1:47.912	1:48.070	1	
2	22	Vincent Beltoise	38.528	22	Vincent Beltoise	39.911	22	Vincent Beltoise	30.252	2	22	Vincent Beltoise	1:48.691	1:49.023	2	
3	13	Jaume Font	39.006	13	Jaume Font	40.347	13	Jaume Font	30.419	3	13	Jaume Font	1:49.772	1:50.020	3	
4	10	Daniel Díaz-Varela	39.140	77	Philippe Valenza	40.923	10	Daniel Díaz-Varela	30.801	4	10	Daniel Díaz-Varela	1:51.105	1:51.638	5	
5	77	Philippe Valenza	39.360	10	Daniel Díaz-Varela	41.164	77	Philippe Valenza	30.872	5	77	Philippe Valenza	1:51.155	1:51.178	4	
6	88	Michael Blanchemain	39.367	88	Michael Blanchemain	41.236	88	Michael Blanchemain	31.122	6	88	Michael Blanchemain	1:51.725	1:52.453	7	
7	99	Luis Silva	39.496	99	Luis Silva	41.633	99	Luis Silva	31.225	7	99	Luis Silva	1:52.354	1:52.397	6	
8	40	Gregor Zsigo	40.899	40	Gregor Zsigo	43.311	40	Gregor Zsigo	32.068	8	40	Gregor Zsigo	1:56.278	1:56.753	8	



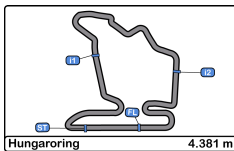


Hungaroring
GT Cup Open Europe
Qualifying - 2 Driver - 2
Best 5 Lap Times



Cl	Nº	Entrant/Team	Nat	Driver 1	Nat	Status	Driver 2	Nat	Status	Vehicle	Cat	Cl	Best 1		Best 2		Best 3		Best 4		Best 5	
													Time	Lap	Time	Lap	Time	Lap	Time	Lap	Time	Lap
1	51	Ombra Racing	ITA	Aldo Festante	ITA					Porsche 911 GT3 Cup 2018	PROAM	1	1:48.070	8	1:48.452	9	1:49.218	3	1:49.323	4	1:50.821	7
2	22	PZ Oberer Zürichsee by TFT	CHE	Niki Leutwiler	CHE		<u>Vincent Beltoise</u>	FRA		Porsche 911 Cup MY 2018	PROAM	2	1:49.023	7	1:49.422	5	1:49.664	4	1:50.411	3	2:03.987	8
3	13	Baporo Motorsport	ESP	Jaume Font	ESP					Porsche 991 Cup MY 2018	AM	1	1:50.020	6	1:50.187	4	1:50.602	3	1:50.893	5	2:05.446	2
4	77	Team Virage	POL	Robert Hefler	HUN		<u>Philippe Valenza</u>	ESP		Aston Martin Vantage	PROAM	3	1:51.178	5	1:51.310	4	1:52.197	3	1:58.364	2	2:02.480	6
5	10	Baporo Motorsport	ESP	<u>Daniel Díaz-Varela</u>	ESP		Manel Cerqueda	AND		Audi R8 LMS	AM	2	1:51.638	6	1:51.658	8	1:52.014	7	1:52.179	5	1:52.521	4
6	99	Sports and You	PRT	Antonio Coimbra	PRT		<u>Luis Silva</u>	PRT		Mercedes AMG GT4 HP 2019	AM	3	1:52.397	6	1:52.769	10	1:52.795	5	1:53.965	3	1:57.254	2
7	88	Team Virage	POL	Stephane Adler	FRA		<u>Michael Blanchemain</u>	FRA		Aston Martin Vantage	AM	4	1:52.453	7	1:52.466	5	1:52.602	6	1:55.188	3	2:01.254	2
8	40	Racing Trevor	SVK	<u>Gregor Zsigo</u>	SVK		Csaba Walter	HUN		BMW M4	AM	5	1:56.753	3	1:56.821	4	1:57.346	2	2:05.944	5		



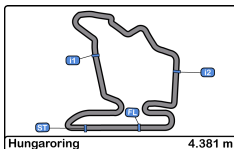


Hungaroring
GT Cup Open Europe
Qualifying - 2 Driver - 2
Best 5 Top Speeds



Cl	Nº	Entrant/Team	Nat	Driver 1	Nat	Driver 2	Nat	Vehicle	Cat	Cl	Top 1		Top 2		Top 3		Top 4		Top 5		Avg
											Km/h	Lap	Km/h	Lap	Km/h	Lap	Km/h	Lap	Km/h	Lap	
1	10	Baporo Motorsport	ESP	Daniel Díaz-Varela	ESP	Manel Cerqueda	AND	Audi R8 LMS	AM	1	225.9	4	224.5	5	224.5	7	224.0	8	223.1	3	224.4
2	99	Sports and You	PRT	Antonio Coimbra	PRT	Luis Silva	PRT	Mercedes AMG GT4 HP 2019	AM	2	225.4	8	225.4	9	225.0	6	224.5	10	223.6	5	224.8
3	22	PZ Oberer Zürichsee by TFT	CHE	Niki Leutwiler	CHE	Vincent Beltoise	FRA	Porsche 911 Cup MY 2018	PROAM	1	223.6	8	223.1	6	222.6	5	222.6	7	221.7	4	222.7
4	88	Team Virage	POL	Stephane Adler	FRA	Michael Blanchemain	FRA	Aston Martin Vantage	AM	3	223.6	6	222.6	5	221.7	3	221.7	4	221.7	8	222.3
5	77	Team Virage	POL	Robert Hefler	HUN	Philippe Valenza	ESP	Aston Martin Vantage	PROAM	2	223.1	6	222.6	3	222.6	5	222.2	4	221.7	2	222.4
6	51	Ombra Racing	ITA	Aldo Festante	ITA			Porsche 911 GT3 Cup 2018	PROAM	3	221.3	10	220.8	5	220.4	3	220.4	4	220.4	9	220.6
7	13	Baporo Motorsport	ESP	Jaume Font	ESP			Porsche 991 Cup MY 2018	AM	4	219.9	4	219.5	5	219.5	7	219.0	6	218.6	3	219.3
8	40	Racing Trevor	HUN	Gregor Zsigo	HUN	Csaba Walter	HUN	BMW M4	AM	5	217.7	3	217.7	5	216.4	2	216.4	4			217.0



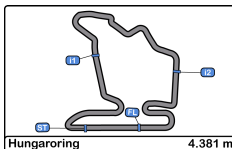


Hungaroring
GT Cup Open Europe
Qualifying - 2 Driver - 2
Fastest Laps Sequence



Lap	Time of Day	Session Time	Nº	Entrant/Team	Nat	Driver 1	Nat	Driver 2	Nat	Vehicle	Cat	Time	Km/h
2	9:04:30.109	4:30.109	88	Team Virage		Stephane Adler		<u>Michael Blanchemain</u>		Aston Martin Vantage	AM	2:01.254	130.0
2	9:04:31.470	4:31.470	40	Racing Trevor		<u>Gregor Zsigo</u>		Csaba Walter		BMW M4	AM	1:57.346	134.4
2	9:05:22.512	5:22.512	99	Sports and You		Antonio Coimbra		<u>Luis Silva</u>		Mercedes AMG GT4 HP 2019	AM	1:57.254	134.5
3	9:06:25.297	6:25.297	88	Team Virage		Stephane Adler		<u>Michael Blanchemain</u>		Aston Martin Vantage	AM	1:55.188	136.9
3	9:06:45.568	6:45.568	22	PZ Oberer Zürichsee by TFT		Niki Leutwiler		<u>Vincent Beltoise</u>		Porsche 911 Cup MY 2018	PROAM	1:50.411	142.8
4	9:08:35.232	8:35.232	22	PZ Oberer Zürichsee by TFT		Niki Leutwiler		<u>Vincent Beltoise</u>		Porsche 911 Cup MY 2018	PROAM	1:49.664	143.8
3	9:08:50.836	8:50.836	51	Ombra Racing		Aldo Festante				Porsche 911 GT3 Cup 2018	PROAM	1:49.218	144.4
7	9:14:02.807	14:02.807	22	PZ Oberer Zürichsee by TFT		Niki Leutwiler		<u>Vincent Beltoise</u>		Porsche 911 Cup MY 2018	PROAM	1:49.023	144.6
8	9:19:55.489	19:55.489	51	Ombra Racing		Aldo Festante				Porsche 911 GT3 Cup 2018	PROAM	1:48.070	145.9





Hungaroring
GT Cup Open Europe
Qualifying - 2 Driver - 2
Event Best Maximum Speed



Nº	Entrant/Team	Nat	Driver 1	Nat	Driver 2	Nat	Vehicle	Cat	Km/h	Session
99	Sports and You	PRT	Antonio Coimbra	PRT	Luis Silva	PRT	Mercedes AMG GT4 HP 2019	AM	228.8	Free Practice - 1
26	NM Racing Team	ESP	Albert Estragues	ESP			Transam Euro 2018	AM	227.3	Race - 1
10	Baporo Motorsport	ESP	Daniel Díaz-Varela	ESP	Manel Cerqueda	ESP	Audi R8 LMS	AM	226.4	Free Practice - 1
88	Team Virage	POL	Stephane Adler	FRA	Michael Blanchemain	FRA	Aston Martin Vantage	AM	225.4	Free Practice - 1
77	Team Virage	POL	Robert Hefler	HUN	Philippe Valenza	ESP	Aston Martin Vantage	PROAM	225.0	Race - 1
22	PZ Oberer Zürichsee by TFT	CHE	Niki Leutwiler	CHE	Vincent Beltoise	FRA	Porsche 911 Cup MY 2018	PROAM	224.0	Free Practice - 1
51	Ombra Racing	ITA	Aldo Festante	ITA			Porsche 911 GT3 Cup 2018	PROAM	223.6	Free Practice - 1
40	Racing Trevor	SVK	Gregor Zsigo	SVK	Csaba Walter	HUN	BMW M4	AM	222.2	Free Practice - 3
13	Baporo Motorsport	ESP	Jaume Font	ESP			Porsche 991 Cup MY 2018	AM	222.2	Qualifying - 1 Driver - 1





Hungaroring
GT Cup Open Europe
Qualifying - 2 Driver - 2
Pit Stop Analysis



51

Aldo Festante

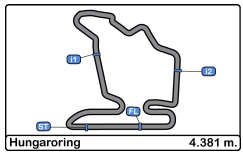
PROAM

Ombra Racing

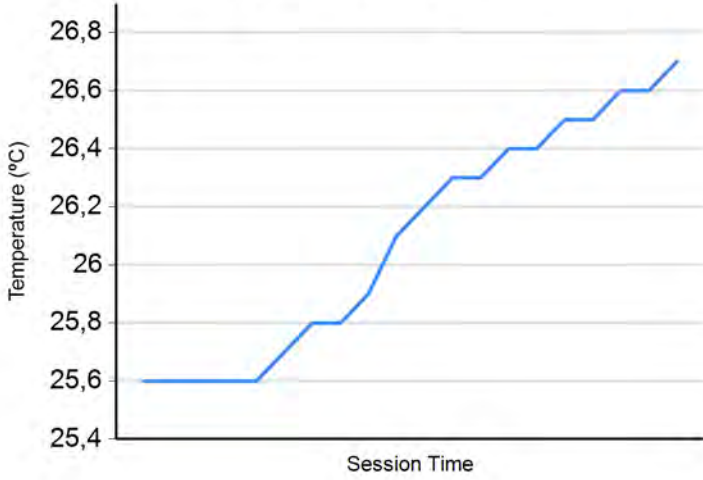
Porsche 911 GT3 Cup 2018

Nr.	In Day Time	In Time	Out Time	Pit Time	T. Pit Time	Handicap	Penalty
1	9:12:43.059	9:12:43.059	9:14:23.284	1:40.225	1:40.225		

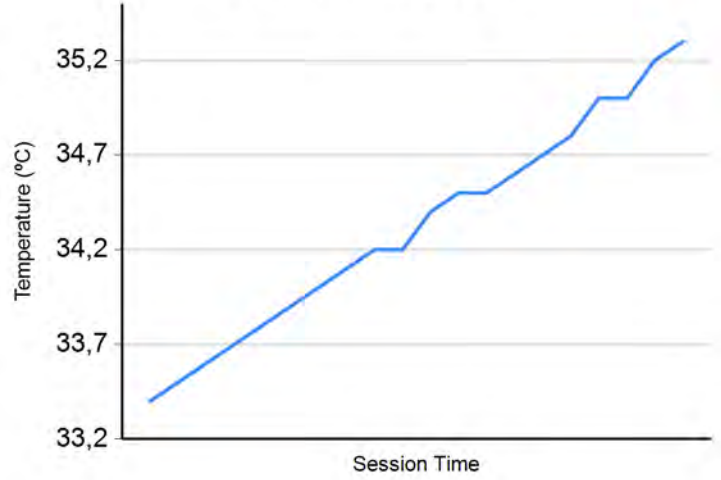




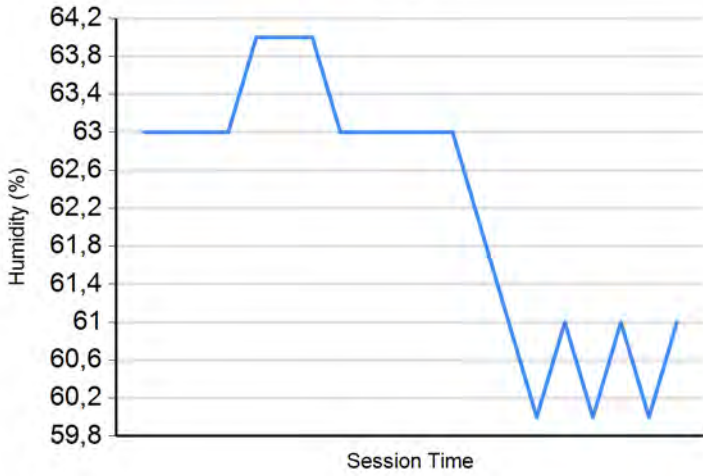
Air Temperature



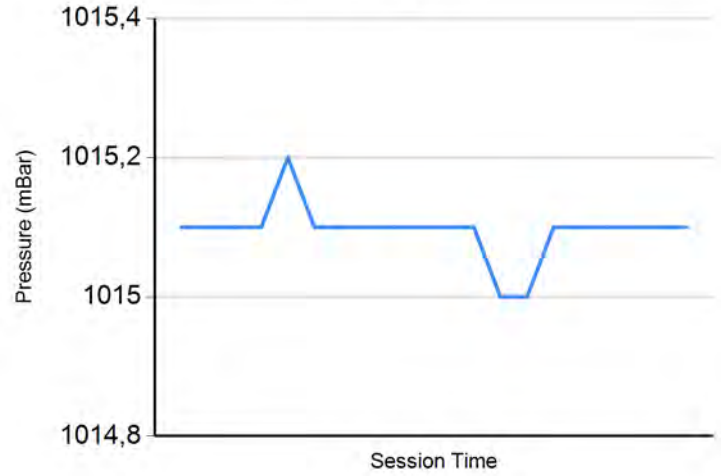
Track Temperature



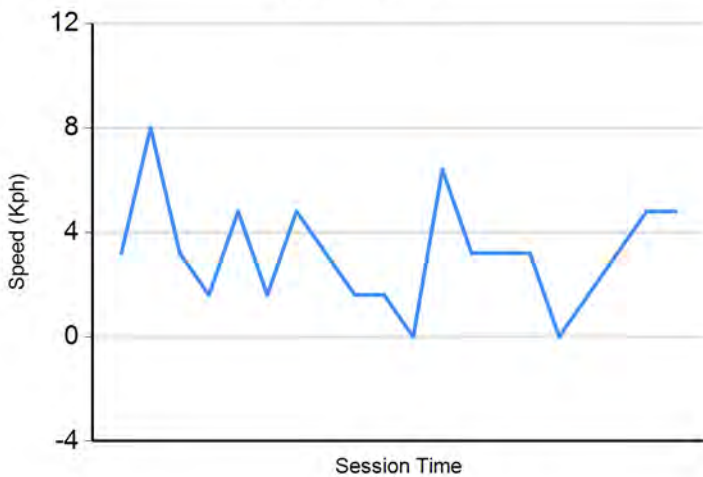
Humidity



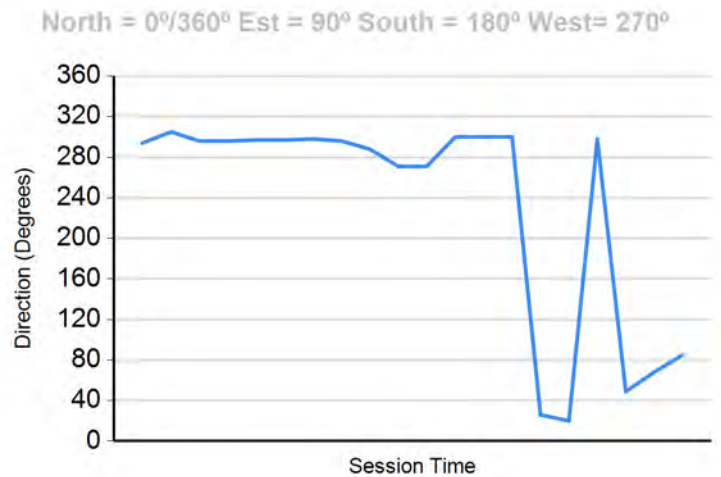
Pressure

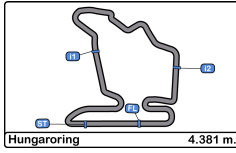


Wind Speed



Wind direction





Hungaroring
GT Cup Open Europe
Qualifying - 2 Driver - 2
Final Results



Cls	Nº	Entrant/Team	Nat	Driver 1	Nat	Driver 2	Nat	Vehicle	Cat	Cls	Laps	Best	Time	Gap	Interval	Km/h
1	51	Ombra Racing	ITA	Aldo Festante	ITA			Porsche 911 GT3 Cup 2018	PROAM	1	10	8	1:48.070			145.9
2	22	PZ Oberer Zürichsee by TFT	CHE	Niki Leutwiler	CHE	<u>Vincent Beltoise</u>	FRA	Porsche 911 Cup MY 2018	PROAM	2	8	7	1:49.023	0.953	0.953	144.6
3	13	Baporo Motorsport	ESP	Jaume Font	ESP			Porsche 991 Cup MY 2018	AM	1	7	6	1:50.020	1.950	0.997	143.3
4	77	Team Virage	HUN	Robert Hefler	HUN	<u>Philippe Valenza</u>	ESP	Aston Martin Vantage	PROAM	3	6	5	1:51.178	3.108	1.158	141.8
5	10	Baporo Motorsport	ESP	<u>Daniel Díaz-Varela</u>	ESP	Manel Cerqueda		Audi R8 LMS	AM	2	9	6	1:51.638	3.568	0.460	141.2
6	99	Sports and You	PRT	Antonio Coimbra	PRT	<u>Luis Silva</u>		Mercedes AMG GT4 HP 2019	AM	3	11	6	1:52.397	4.327	0.759	140.3
7	88	Team Virage	FRA	Stephane Adler	FRA	<u>Michael Blanchemain</u>		Aston Martin Vantage	AM	4	8	7	1:52.453	4.383	0.056	140.2
8	40	Racing Trevor	HUN	<u>Gregor Zsigo</u>	HUN	Csaba Walter		BMW M4	AM	5	5	3	1:56.753	8.683	4.300	135.0

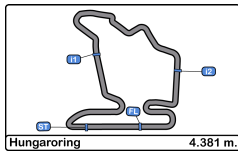
CAR 88 TIME 1:52.454 DELETED TRACK LIMITS AT T 6
 CAR 99 TIME 1:52.815 DELETED TRACK LIMITS AT T 6
 CAR 22 TIME 1:49.130 DELETED TRACK LIMITS AT T 11

Published at:.....

Track Temp: 35.3 °C Air Temp: 26.7 °C Humidity: 61 % Track Status: DRY

Stewards:	Race Director:	Timekeeper: 
-----------	----------------	---





Hungaroring
GT Cup Open Europe
Race - 2
Starting Grid



9	26	Albert Estragues	
---	----	------------------	--

.5.

7	88	Michael Blanchemain	1:52.453
---	----	---------------------	----------

.4.

8	40	Gregor Zsigo	1:56.753
---	----	--------------	----------

5	10	Daniel Díaz-Varela	1:51.638
---	----	--------------------	----------

.3.

6	99	Luis Silva	1:52.397
---	----	------------	----------

3	13	Jaume Font	1:50.020
---	----	------------	----------

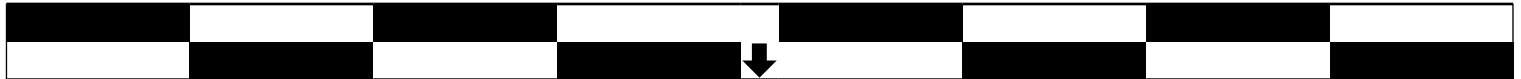
.2.

4	77	Philippe Valenza	1:51.178
---	----	------------------	----------

1	51	Aldo Festante	1:48.070
---	----	---------------	----------

.1.

2	22	Vincent Beltoise	1:49.023
---	----	------------------	----------



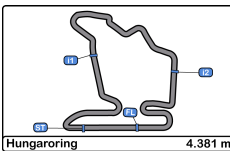
Pole

Published at:.....

Stewards:

Timekeeper:





Hungaroring
GT Cup Open Europe
Race - 2



Provisional Results


Cls	Nº	Entrant/Team	Nat	Driver 1	Nat	Driver 2	Nat	Vehicle	Cat	Cl	Laps	Total Time	Gap	Interval	Km/h	Best	Time	Km/h	
1	51	Ombra Racing	ITA	Aldo Festante	ITA			Porsche 911 GT3 Cup 2018	PROAM	1	29	56:14.270			135.5	4	1:50.119	143.2	
2	22	PZ Oberer Zürichsee by TFT	CHE	Niki Leutwiler	CHE	Vincent Beltoise	FRA	Porsche 911 Cup MY 2018	PROAM	2	29	56:26.982	12.712	12.712	135.0	3	1:50.181	143.1	
3	13	Baporo Motorsport	ESP	Jaume Font	ESP			Porsche 991 Cup MY 2018	AM	1	29	56:42.357	28.087	15.375	134.4	8	1:51.411	141.5	
4	26	NM Racing Team	ESP	Albert Estragues	ESP			Transam Euro 2018	AM	2	29	56:48.742	34.472	6.385	134.1	16	1:52.430	140.2	
5	77	Team Virage	POL	Robert Hefler	HUN	Philippe Valenza	ESP	Aston Martin Vantage	PROAM	3	29	56:54.548	40.278	5.806	133.9	4	1:52.523	140.1	
6	10	Baporo Motorsport	ESP	Daniel Díaz-Varela	ESP	Manel Cerqueda	AND	Audi R8 LMS	AM	3	29	56:54.913	40.643	0.365	133.9	22	1:52.792	139.8	
7	40	Racing Trevor	SVK	Gregor Zsigo	SVK	Csaba Walter	HUN	BMW M4	AM	4	28	56:36.435	1 Lap	1 Lap	130.0	15	1:54.356	137.9	
8	88	Team Virage	POL	Stephane Adler	FRA	Michael Blanchemain	FRA	Aston Martin Vantage	AM	5	27	56:33.163	2 Laps	1 Lap	125.4	3	1:54.089	138.2	
Not classified: (Requirements: 75% of number laps of leader = 22 Laps)																			
	99	Sports and You	PRT	Antonio Coimbra	PRT	Luis Silva	PRT	Mercedes AMG GT4 HP 2019	AM	6	8	15:20.066	21 Laps	19 Laps	137.1	5	1:53.579	138.8	

Fastest lap Aldo Festante in 1:50.119 at 143.2 Km/h in lap 4

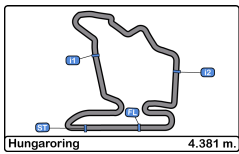
CAR #88 - 10 SECONDS TIME PENALTY ADDED TO RACE TIME - CHANGING DRIVER OUTSIDE THE WINDOW

Published at:.....

Track Temp: 51.9 °C Air Temp: 30.7 °C Humidity: 43 % Track Status: DRY

Stewards:	Race Director:	Timekeeper: 
-----------	----------------	---





Hungaroring
GT Cup Open Europe
Race - 2
Provisional Results by Class




Cls	Nº	Entrant/Team	Nat	Driver 1	Nat	Driver 2	Nat	Vehicle	Cat	Cl	Laps	Total Time	Gap	Interval	Km/h	Best	Time	Km/h	
PROAM																			
1	51	Ombra Racing	ITA	Aldo Festante	ITA			Porsche 911 GT3 Cup 2018	PROAM	1	29	56:14.270			135.5	4	1:50.119	143.2	
2	22	PZ Oberer Zürichsee by TFT	CHE	Niki Leutwiler	CHE	<u>Vincent Beltoise</u>	FRA	Porsche 911 Cup MY 2018	PROAM	2	29	56:26.982	12.712	12.712	135.0	3	1:50.181	143.1	
3	77	Team Virage	POL	Robert Hefler	HUN	<u>Philippe Valenza</u>	ESP	Aston Martin Vantage	PROAM	3	29	56:54.548	40.278	27.566	133.9	4	1:52.523	140.1	
AM																			
1	13	Baporo Motorsport	ESP	Jaume Font	ESP			Porsche 991 Cup MY 2018	AM	1	29	56:42.357			134.4	8	1:51.411	141.5	
2	26	NM Racing Team	ESP	Albert Estragues	ESP			Transam Euro 2018	AM	2	29	56:48.742	34.472	6.385	134.1	16	1:52.430	140.2	
3	10	Baporo Motorsport	ESP	<u>Daniel Diaz-Varela</u>	ESP	Manel Cerqueda	AND	Audi R8 LMS	AM	3	29	56:54.913	40.643	6.171	133.9	22	1:52.792	139.8	
4	40	Racing Trevor	SVK	<u>Gregor Zsigo</u>	SVK	Csaba Walter	HUN	BMW M4	AM	4	28	56:36.435	1 Lap	1 Lap	130.0	15	1:54.356	137.9	
5	88	Team Virage	POL	Stephane Adler	FRA	<u>Michael Blanchemain</u>	FRA	Aston Martin Vantage	AM	5	27	56:33.163	2 Laps	1 Lap	125.4	3	1:54.089	138.2	
Not classified: (Requirements: 75% of number laps of leader = 22 Laps)																			
	99	Sports and You	PRT	Antonio Coimbra	PRT	<u>Luis Silva</u>	PRT	Mercedes AMG GT4 HP 2019	AM	6	8	15:20.066	21 Laps	19 Laps	137.1	5	1:53.579	138.8	

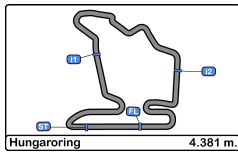
Fastest lap Aldo Festante in 1:50.119 at 143.2 Km/h in lap 4

Published at:.....

Track Temp: 51.9 °C Air Temp: 30.7 °C Humidity: 43 % Track Status: DRY

Stewards:	Race Director:	Timekeeper: 
------------------	-----------------------	--





Hungaroring

GT Cup Open Europe

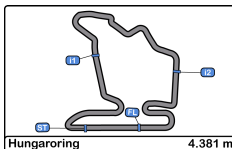
Race - 2



Provisional Classification by Driver Fastest Lap

Cl	Nº	Entrant/Team	Nat	Vehicle	Driver	Nat	Cat	Cl	Laps	Best	Time	Gap	Interval	Km/h
1	51	Ombra Racing	ITA	Porsche 911 GT3 Cup 2018	Aldo Festante	ITA	PROAM	1	29	4	1:50.119			143.2
2	22	PZ Oberer Zürichsee by TFT	CHE	Porsche 911 Cup MY 2018	Vincent Beltoise	FRA	PROAM	2	16	3	1:50.181	0.062	0.062	143.1
3	13	Baporo Motorsport	ESP	Porsche 991 Cup MY 2018	Jaume Font	ESP	AM	1	29	8	1:51.411	1.292	1.230	141.5
4	22	PZ Oberer Zürichsee by TFT	CHE	Porsche 911 Cup MY 2018	Niki Leutwiler	CHE	PROAM	3	13	4	1:51.745	1.626	0.334	141.1
5	26	NM Racing Team	ESP	Transam Euro 2018	Albert Estragues	ESP	AM	2	29	16	1:52.430	2.311	0.685	140.2
6	77	Team Virage	POL	Aston Martin Vantage	Philippe Valenza	ESP	PROAM	4	14	4	1:52.523	2.404	0.093	140.1
7	10	Baporo Motorsport	ESP	Audi R8 LMS	Manel Cerqueda	AND	AM	3	16	9	1:52.792	2.673	0.269	139.8
8	77	Team Virage	POL	Aston Martin Vantage	Robert Hefler	HUN	PROAM	5	15	2	1:53.339	3.220	0.547	139.1
9	99	Sports and You	PRT	Mercedes AMG GT4 HP 2019	Luis Silva	PRT	AM	4	8	5	1:53.579	3.460	0.240	138.8
10	10	Baporo Motorsport	ESP	Audi R8 LMS	Daniel Díaz-Varela	ESP	AM	5	13	3	1:53.720	3.601	0.141	138.6
11	88	Team Virage	POL	Aston Martin Vantage	Michael Blanchemain	FRA	AM	6	8	3	1:54.089	3.970	0.369	138.2
12	40	Racing Trevor	SVK	BMW M4	Csaba Walter	HUN	AM	7	16	3	1:54.356	4.237	0.267	137.9
13	88	Team Virage	POL	Aston Martin Vantage	Stephane Adler	FRA	AM	8	19	11	1:55.138	5.019	0.782	136.9
14	40	Racing Trevor	SVK	BMW M4	Gregor Zsigo	HUN	AM	9	12	7	1:55.888	5.769	0.750	136.0





Hungaroring
GT Cup Open Europe
Race - 2
Distance and Speed Average



Cls	Nº	Entrant/Team	Nat	Driver 1	Nat	Driver 2	Nat	Vehicle	Cat	Cls	Laps	Distance	Total Time	Km/h
1	51	Ombra Racing	ITA	Aldo Festante	ITA			Porsche 911 GT3 Cup 2018	PROAM	1	29	127.04	56:14.270	135.5
2	22	PZ Oberer Zürichsee by TFT	CHE	Niki Leutwiler	CHE	<u>Vincent Beltoise</u>	FRA	Porsche 911 Cup MY 2018	PROAM	2	29	127.04	56:26.982	135.0
3	13	Baporo Motorsport	ESP	Jaume Font	ESP			Porsche 991 Cup MY 2018	AM	1	29	127.04	56:42.357	134.4
4	26	NM Racing Team	ESP	Albert Estragues	ESP			Transam Euro 2018	AM	2	29	127.04	56:48.742	134.1
5	77	Team Virage	POL	Robert Hefler	HUN	<u>Philippe Valenza</u>	ESP	Aston Martin Vantage	PROAM	3	29	127.04	56:54.548	133.9
6	10	Baporo Motorsport	ESP	<u>Daniel Díaz-Varela</u>	ESP	Manel Cerqueda	AND	Audi R8 LMS	AM	3	29	127.04	56:54.913	133.9
7	40	Racing Trevor	SVK	<u>Gregor Zsigo</u>	SVK	Csaba Walter	HUN	BMW M4	AM	4	28	122.66	56:36.435	130.0
8	88	Team Virage	POL	Stephane Adler	FRA	<u>Michael Blanchemain</u>	FRA	Aston Martin Vantage	AM	5	27	118.28	56:33.163	125.4
Not classified: (Requirements: 75% of number laps of leader = 22 Laps)														
	99	Sports and You	PRT	Antonio Coimbra	PRT	<u>Luis Silva</u>	PRT	Mercedes AMG GT4 HP 2019	AM	6	8	35.04	15:20.066	137.1





Hungaroring
GT Cup Open Europe
Race - 2
Lap Analysis



10

1 Daniel Díaz-Varela

Audi R8 LMS

13

1 Jaume Font

Porsche 991 Cup MY 2018

AM

2 Manel Cerqueda

Baporo Motorsport

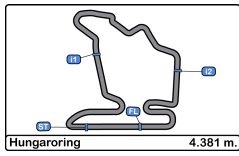
AM

2

Baporo Motorsport

Lap	D	Time	Sector 1	Sector 2	Sector 3	T. Spd	Elapsed	Lap	D	Time	Sector 1	Sector 2	Sector 3	T. Spd	Elapsed
1	1	1:59.226	44.899	42.591	31.736	205.7	1:59.226	1	1	1:56.475	43.773	41.523	31.179	202.2	1:56.475
2	1	1:54.089	39.771	42.786	31.532	223.1	3:53.315	2	1	1:52.426	39.755	41.632	31.039	219.5	3:48.901
3	1	1:53.720	39.838	42.273	31.609	223.6	5:47.035	3	1	1:52.390	39.572	41.665	31.153	219.5	5:41.291
4	1	1:53.924	39.731	42.399	31.794	222.6	7:40.959	4	1	1:51.891	39.387	41.395	31.109	219.9	7:33.182
5	1	1:53.782	39.717	42.300	31.765	222.6	9:34.741	5	1	1:52.450	39.480	41.643	31.327	219.0	9:25.632
6	1	1:54.033	39.979	42.384	31.670	222.2	11:28.774	6	1	1:52.443	39.701	41.555	31.187	219.0	11:18.075
7	1	1:54.304	39.823	42.452	32.029	223.1	13:23.078	7	1	1:51.754	39.330	41.380	31.044	219.9	13:09.829
8	1	1:53.813	39.879	42.267	31.667	223.6	15:16.891	8	1	1:51.411	39.282	41.087	31.042	219.5	15:01.240
9	1	1:54.750	40.990	42.437	31.323	222.2	17:11.641	9	1	1:52.168	39.329	41.729	31.110	219.0	16:53.408
10	1	1:59.992	42.511	44.452	33.029	217.7	19:11.633	10	1	1:56.712	40.429	42.833	33.450	219.0	18:50.120
11	1	2:23.535	44.193	55.301	44.041	207.2	21:35.168	11	1	2:41.762	56.395	1:01.042	44.325	128.5	21:31.882
12	1	1:56.585	40.451	43.494	32.640	222.6	23:31.753	12	1	1:52.139	39.606	41.495	31.038	219.0	23:24.021
13	1	1:58.353 P	39.854	42.545	35.954	223.1	25:30.106	13	1	1:52.098	39.623	41.199	31.276	219.9	25:16.119
14	2	3:01.943	1:46.607	43.728	31.608		28:32.049	14	1	1:52.309	39.593	41.593	31.123	219.0	27:08.428
15	2	1:53.692	39.844	42.347	31.501	222.2	30:25.741	15	2	1:55.606 P	39.701	41.456	34.449	218.6	29:04.034
16	2	1:52.984	39.395	42.143	31.446	223.1	32:18.725	16	2	3:03.152	1:50.550	41.242	31.360		32:07.186
17	2	1:53.184	39.428	42.281	31.475	224.0	34:11.909	17	2	1:52.252	39.571	41.514	31.167	219.5	33:59.438
18	2	1:53.690	39.803	42.356	31.531	224.5	36:05.599	18	2	1:52.208	39.475	41.100	31.633	220.4	35:51.646
19	2	1:53.282	39.540	42.155	31.587	224.5	37:58.881	19	2	1:52.596	39.741	41.513	31.342	218.1	37:44.242
20	2	1:53.280	39.658	42.167	31.455	224.0	39:52.161	20	2	1:52.481	39.440	41.589	31.452	219.9	39:36.723
21	2	1:53.324	39.411	42.350	31.563	224.5	41:45.485	21	2	1:52.866	39.734	41.748	31.384	220.8	41:29.589
22	2	1:52.792	39.572	41.813	31.407	224.5	43:38.277	22	2	1:53.148	39.604	41.805	31.739	220.8	43:22.737
23	2	1:53.122	39.302	42.299	31.521	224.5	45:31.399	23	2	1:53.620	39.868	42.109	31.643	220.4	45:16.357
24	2	1:53.733	39.321	42.999	31.413	225.0	47:25.132	24	2	1:53.272	39.684	41.972	31.616	220.4	47:09.629
25	2	1:53.406	39.630	42.175	31.601	224.5	49:18.538	25	2	1:53.561	39.768	42.087	31.706	220.4	49:03.190
26	2	1:53.494	39.910	41.991	31.593	224.0	51:12.032	26	2	1:55.363	41.202	42.547	31.614	219.5	50:58.553
27	2	1:54.728	41.018	42.103	31.607	225.0	53:06.760	27	2	1:53.944	40.071	42.164	31.709	219.5	52:52.497
28	2	1:54.032	39.607	42.709	31.716	225.0	55:00.792	28	2	1:54.246	40.131	42.331	31.784	220.4	54:46.743
29	2	1:54.121	40.027	42.339	31.755	225.9	56:54.913	29	2	1:55.614	40.091	42.973	32.550	220.4	56:42.357





Hungaroring
GT Cup Open Europe
Race - 2
Lap Analysis



22

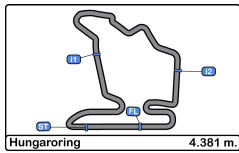
1 Niki Leutwiler Porsche 911 Cup MY 2018
 2 Vincent Beltoise PZ Oberer Zürichsee by TFT

26

1 Albert Estragues Transam Euro 2018
 2 NM Racing Team

Lap	D	Time	Sector 1	Sector 2	Sector 3	T. Spd	Elapsed	Lap	D	Time	Sector 1	Sector 2	Sector 3	T. Spd	Elapsed
1	2	1:55.409	43.459	41.172	30.778	202.2	1:55.409	1		2:01.845	47.197	42.984	31.664	207.2	2:01.845
2	2	1:50.450	39.164	40.646	30.640	221.3	3:45.859	2		1:54.273	40.038	42.161	32.074	225.4	3:56.118
3	2	1:50.181	39.111	40.545	30.525	221.7	5:36.040	3		1:53.573	39.852	41.948	31.773	228.3	5:49.691
4	2	1:50.414	39.100	40.758	30.556	222.2	7:26.454	4		1:54.071	40.294	42.304	31.473	228.3	7:43.762
5	2	1:50.654	39.068	40.803	30.783	221.7	9:17.108	5		1:53.656	40.430	41.742	31.484	223.6	9:37.418
6	2	1:50.386	39.215	40.511	30.660	220.4	11:07.494	6		1:53.141	39.997	41.814	31.330	227.3	11:30.559
7	2	1:50.626	39.046	40.914	30.666	222.6	12:58.120	7		1:52.719	39.555	41.073	32.091	226.8	13:23.278
8	2	1:50.280	38.930	40.658	30.692	223.1	14:48.400	8		1:53.894	40.018	42.096	31.780	227.8	15:17.172
9	2	1:50.475	39.099	40.641	30.735	221.7	16:38.875	9		1:52.813	40.132	41.238	31.443	226.8	17:09.985
10	2	2:10.099	39.558	50.269	40.272	222.2	18:48.974	10		2:01.289	43.558	43.820	33.911	188.4	19:11.274
11	2	2:42.274	56.232	1:01.208	44.834	142.8	21:31.248	11		2:23.077	43.445	55.602	44.030	196.3	21:34.351
12	2	1:51.818	39.721	41.247	30.850	223.6	23:23.066	12		1:52.959	40.310	41.312	31.337	223.6	23:27.310
13	2	1:50.809	39.242	40.752	30.815	221.3	25:13.875	13		1:57.039 P	39.922	41.472	35.645	225.9	25:24.349
14	2	1:50.718	39.145	40.865	30.708	221.7	27:04.593	14		2:59.294	1:46.376	41.548	31.370		28:23.643
15	2	1:50.600	39.296	40.594	30.710	221.7	28:55.193	15		1:53.848	40.383	41.906	31.559	223.6	30:17.491
16	2	1:54.424 P	39.213	40.843	34.368	221.7	30:49.617	16		1:52.430	39.693	41.379	31.358	225.0	32:09.921
17	1	3:07.939	1:55.123	41.757	31.059		33:57.556	17		1:52.862	39.783	41.682	31.397	226.8	34:02.783
18	1	1:53.563	39.913	42.169	31.481	220.8	35:51.119	18		1:54.254	40.368	42.126	31.760	229.2	35:57.037
19	1	1:52.441	39.825	41.644	30.972	220.8	37:43.560	19		1:54.116	40.332	41.768	32.016	228.8	37:51.153
20	1	1:51.745	39.226	41.664	30.855	222.2	39:35.305	20		1:53.770	40.025	42.046	31.699	226.8	39:44.923
21	1	1:52.732	39.727	41.599	31.406	223.1	41:28.037	21		1:54.224	40.371	42.229	31.624	227.3	41:39.147
22	1	1:52.066	39.495	41.524	31.047	222.2	43:20.103	22		1:53.660	40.335	42.014	31.311	226.8	43:32.807
23	1	1:53.028	39.945	41.688	31.395	222.2	45:13.131	23		1:52.858	39.923	41.466	31.469	225.4	45:25.665
24	1	1:52.228	39.299	41.628	31.301	223.1	47:05.359	24		1:53.210	39.917	41.669	31.624	225.4	47:18.875
25	1	1:52.486	39.533	41.657	31.296	221.7	48:57.845	25		1:53.367	39.945	41.540	31.882	225.9	49:12.242
26	1	1:52.197	39.347	41.525	31.325	222.6	50:50.042	26		1:53.149	39.927	41.631	31.591	225.0	51:05.391
27	1	1:52.418	39.573	41.616	31.229	221.7	52:42.460	27		1:54.351	40.306	42.417	31.628	225.9	52:59.742
28	1	1:51.986	39.416	41.385	31.185	222.6	54:34.446	28		1:54.766	40.283	42.508	31.975	225.0	54:54.508
29	1	1:52.536	39.519	41.717	31.300	222.2	56:26.982	29		1:54.234	40.167	42.313	31.754	225.4	56:48.742





Hungaroring
GT Cup Open Europe
Race - 2
Lap Analysis



40

1 Gregor Zsigo

BMW M4

51

1 Aldo Festante

Porsche 911 GT3 Cup 2018

AM

2 Csaba Walter

Racing Trevor

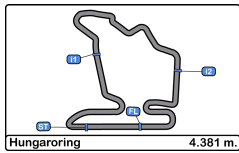
PROAM

2

Ombra Racing

Lap	D	Time	Sector 1	Sector 2	Sector 3	T. Spd	Elapsed	Lap	D	Time	Sector 1	Sector 2	Sector 3	T. Spd	Elapsed
1	1	2:05.088	47.707	44.715	32.666	200.7	2:05.088	1	1	1:54.062	42.863	40.642	30.557	198.5	1:54.062
2	1	1:56.301	41.300	42.878	32.123	215.1	4:01.389	2	1	1:50.573	39.021	40.982	30.570	219.5	3:44.635
3	1	1:56.731	41.345	43.086	32.300	217.7	5:58.120	3	1	1:50.352	39.049	40.678	30.625	219.9	5:34.987
4	1	1:57.024	41.411	43.198	32.415	217.7	7:55.144	4	1	1:50.119	39.071	40.488	30.560	219.9	7:25.106
5	1	1:57.431	42.119	43.142	32.170	216.0	9:52.575	5	1	1:50.409	39.082	40.767	30.560	219.9	9:15.515
6	1	1:56.718	41.324	43.111	32.283	216.4	11:49.293	6	1	1:50.508	39.296	40.554	30.658	219.9	11:06.023
7	1	1:55.888	40.909	42.912	32.067	217.3	13:45.181	7	1	1:50.405	39.090	40.668	30.647	220.8	12:56.428
8	1	1:56.776	41.343	43.124	32.309	214.7	15:41.957	8	1	1:50.715	39.391	40.556	30.768	220.4	14:47.143
9	1	1:59.231	41.286	43.491	34.454	217.7	17:41.188	9	1	1:50.595	39.190	40.573	30.832	219.9	16:37.738
10	1	2:54.224	58.881	1:06.373	48.970	154.0	20:35.412	10	1	2:10.375	39.296	50.992	40.087	219.9	18:48.113
11	1	2:13.436	56.160	44.619	32.657	81.9	22:48.848	11	1	2:42.920	56.225	1:00.875	45.820	132.6	21:31.033
12	1	2:03.994 P	41.879	43.894	38.221	216.8	24:52.842	12	1	1:51.218	39.749	40.787	30.682	219.0	23:22.251
13	2	2:59.177	1:44.795	42.567	31.815		27:52.019	13	2	1:50.519	39.236	40.563	30.720	219.9	25:12.770
14	2	1:54.643	40.535	42.333	31.775	217.3	29:46.662	14	2	1:50.599	39.238	40.610	30.751	220.4	27:03.369
15	2	1:54.356	40.328	42.254	31.774	217.7	31:41.018	15	2	1:50.691	39.198	40.676	30.817	219.0	28:54.060
16	2	1:54.582	40.334	42.327	31.921	216.8	33:35.600	16	2	1:54.100 P	39.236	40.823	34.041	219.9	30:48.160
17	2	1:54.781	40.473	42.446	31.862	216.0	35:30.381	17	2	3:06.042	1:54.497	40.804	30.741		33:54.202
18	2	1:54.590	40.467	42.404	31.719	216.8	37:24.971	18	2	1:50.888	39.211	40.868	30.809	220.4	35:45.090
19	2	1:54.819	40.558	42.328	31.933	215.1	39:19.790	19	2	1:51.587	39.517	41.075	30.995	220.8	37:36.677
20	2	1:54.654	40.378	42.409	31.867	218.1	41:14.444	20	2	1:51.119	39.376	40.701	31.042	220.4	39:27.796
21	2	1:54.746	40.468	42.341	31.937	218.1	43:09.190	21	2	1:51.153	39.367	40.886	30.900	221.3	41:18.949
22	2	1:55.873	41.653	42.257	31.963	217.7	45:05.063	22	2	1:51.370	39.336	40.980	31.054	221.3	43:10.319
23	2	1:54.833	40.509	42.446	31.878	217.3	46:59.896	23	2	1:51.965	39.893	41.124	30.948	220.8	45:02.284
24	2	1:54.735	40.479	42.255	32.001	217.3	48:54.631	24	2	1:51.439	39.489	40.818	31.132	220.4	46:53.723
25	2	1:56.270	40.563	42.698	33.009	218.6	50:50.901	25	2	1:51.548	39.526	40.981	31.041	220.4	48:45.271
26	2	1:55.340	40.681	42.587	32.072	217.3	52:46.241	26	2	1:51.462	39.494	40.999	30.969	220.8	50:36.733
27	2	1:55.073	40.600	42.539	31.934	216.0	54:41.314	27	2	1:52.276	39.452	41.186	31.638	221.3	52:29.009
28	2	1:55.121	40.562	42.449	32.110	218.6	56:36.435	28	2	1:51.951	39.626	41.207	31.118	219.5	54:20.960
								29	2	1:53.310	39.819	41.723	31.768	220.4	56:14.270





Hungaroring
GT Cup Open Europe
Race - 2
Lap Analysis



77

1 Robert Hefler

Aston Martin Vantage

88

1 Stephane Adler

Aston Martin Vantage

PROAM

2 Philippe Valenza

Team Virage

AM

2 Michael Blanchemain

Team Virage

Lap	D	Time	Sector 1	Sector 2	Sector 3	T. Spd	Elapsed	Lap	D	Time	Sector 1	Sector 2	Sector 3	T. Spd	Elapsed
1	2	1:58.192	44.348	42.275	31.569	206.8	1:58.192	1	2	1:59.497	45.259	42.549	31.689	205.7	1:59.497
2	2	1:53.066	40.014	41.716	31.336	223.1	3:51.258	2	2	1:54.480	40.218	42.522	31.740	221.3	3:53.977
3	2	1:53.901	39.790	42.421	31.690	224.0	5:45.159	3	2	1:54.089	39.947	42.529	31.613	221.7	5:48.066
4	2	1:52.523	39.621	41.595	31.307	223.6	7:37.682	4	2	1:54.999	40.019	43.098	31.882	221.7	7:43.065
5	2	1:52.665	39.865	41.531	31.269	223.6	9:30.347	5	2	1:56.528	41.869	42.830	31.829	219.9	9:39.593
6	2	1:52.566	39.740	41.467	31.359	222.2	11:22.913	6	2	1:54.350	40.337	42.289	31.724	220.8	11:33.943
7	2	1:52.813	39.587	41.692	31.534	222.6	13:15.726	7	2	1:55.033	40.459	42.272	32.302	222.6	13:28.976
8	2	1:52.991	39.826	41.670	31.495	222.6	15:08.717	8	2	2:08.517 P	44.549	45.954	38.014	220.4	15:37.493
9	2	1:53.032	39.686	41.864	31.482	221.7	17:01.749	9	1	5:56.485	4:15.827	56.498	44.160		21:33.978
10	2	2:04.711	42.989	46.699	35.023	222.6	19:06.460	10	1	1:57.323	41.201	43.546	32.576	219.9	23:31.301
11	2	2:26.042	46.340	55.817	43.885	203.7	21:32.502	11	1	1:56.636	41.570	42.480	32.586	219.0	25:27.937
12	2	1:53.130	39.989	41.709	31.432	222.6	23:25.632	12	1	1:55.731	40.873	42.834	32.024	222.2	27:23.668
13	2	1:53.036	39.786	41.856	31.394	223.1	25:18.668	13	1	1:55.435	40.689	42.500	32.246	220.4	29:19.103
14	2	1:57.315 P	40.034	41.957	35.324	221.3	27:15.983	14	1	1:55.912	40.828	43.005	32.079	216.8	31:15.015
15	1	2:59.752	1:45.716	42.173	31.863		30:15.735	15	1	1:57.047	41.047	43.386	32.614	221.3	33:12.062
16	1	1:53.339	40.069	41.804	31.466	222.2	32:09.074	16	1	1:56.733	40.932	43.280	32.521	219.9	35:08.795
17	1	1:53.463	39.939	41.868	31.656	224.0	34:02.537	17	1	1:56.349	40.472	43.004	32.873	218.6	37:05.144
18	1	1:54.233	40.281	42.308	31.644	223.1	35:56.770	18	1	1:55.269	40.773	42.492	32.004	216.0	39:00.413
19	1	1:54.161	40.090	42.156	31.915	222.6	37:50.931	19	1	1:55.138	40.279	42.724	32.135	223.1	40:55.551
20	1	1:53.853	39.940	42.094	31.819	223.6	39:44.784	20	1	1:55.516	40.797	42.512	32.207	221.7	42:51.067
21	1	1:54.182	40.113	42.406	31.663	225.0	41:38.966	21	1	1:55.559	40.741	42.677	32.141	219.0	44:46.626
22	1	1:55.414	40.177	43.381	31.856	223.1	43:34.380	22	1	1:55.175	40.269	42.468	32.438	220.8	46:41.801
23	1	1:54.353	40.317	42.422	31.614	221.7	45:28.733	23	1	1:55.221	40.670	42.255	32.296	220.4	48:37.022
24	1	1:54.239	40.091	42.324	31.824	222.2	47:22.972	24	1	1:55.186	40.372	42.695	32.119	220.8	50:32.208
25	1	1:54.082	40.191	42.202	31.689	222.2	49:17.054	25	1	1:57.391	40.783	43.284	33.324	219.5	52:29.599
26	1	1:54.127	39.943	42.246	31.938	222.2	51:11.181	26	1	1:57.010	40.524	43.805	32.681	223.1	54:26.609
27	1	1:54.331	40.468	42.142	31.721	222.6	53:05.512	27	1	1:56.554	40.835	42.968	32.751	220.8	56:23.163
28	1	1:54.655	40.330	42.326	31.999	222.6	55:00.167								
29	1	1:54.381	40.308	42.163	31.910	222.2	56:54.548								

99

1 Antonio Coimbra

Mercedes AMG GT4 HP 2019

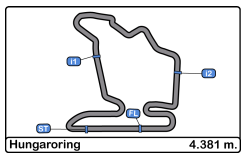
AM

2 Luis Silva

Sports and You

Lap	D	Time	Sector 1	Sector 2	Sector 3	T. Spd	Elapsed
1	2	2:01.350	46.839	42.942	31.569	209.3	2:01.350
2	2	1:54.507	40.279	42.207	32.021	223.6	3:55.857
3	2	1:53.698	39.884	42.030	31.784	225.0	5:49.555
4	2	1:54.083	40.030	42.389	31.664	226.8	7:43.638
5	2	1:53.579	40.119	41.950	31.510	225.0	9:37.217
6	2	1:54.745	39.975	42.077	32.693	225.0	11:31.962
7	2	1:53.948	40.159	42.169	31.620	224.0	13:25.910
8	2	1:54.156	40.564	42.026	31.566	224.0	15:20.066



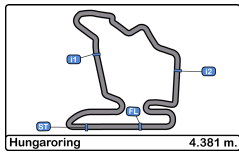


Hungaroring
GT Cup Open Europe
Race - 2
Analysis by Lap



Num	Lap Time	Gap	Num	Lap Time	Gap	Num	Lap Time	Gap	Num	Lap Time	Gap	Num	Lap Time	Gap			
Lap 1																	
51	1:54.062		26	1:54.071	18.656	77	1:52.991	21.574	26	1:52.959	05.059	77	1:53.339	1:20.914	13	3:03.152	1:19.026
22	1:55.409	01.347	40	1:57.024	30.038	10	1:53.813	29.748	88	1:57.323	2 Laps	26	1:52.430	1:21.761	10	1:52.984	1:30.565
13	1:56.475	02.413	Num Lap Time Gap			26	1:53.894	30.029	10	1:56.585	09.502	10	1:52.984	1:30.565	10	1:52.984	1:30.565
77	1:58.192	04.130	Lap 5			99	1:54.156	32.923	40	2:03.994	1:30.591	88	1:57.047	1 Lap	40	1:54.582	2:47.440
10	1:59.226	05.164	51	1:50.409	88	2:08.517	50.350	Num Lap Time Gap			Lap 13						
88	1:59.497	05.435	22	1:50.654	01.593	40	1:56.776	54.814	Lap 13			Num Lap Time Gap					
99	2:01.350	07.288	13	1:52.450	10.117	Num Lap Time Gap			Lap 13			Lap 17					
26	2:01.845	07.783	77	1:52.665	14.832	Lap 9			Lap 13			Lap 17					
40	2:05.088	11.026	10	1:53.782	19.226	51	1:50.595	22	1:50.809	01.105	51	3:06.042	22	3:07.939	03.354		
Num Lap Time Gap			99	1:53.579	21.702	22	1:50.475	01.137	77	1:53.036	05.898	13	1:52.252	05.236			
Lap 2			26	1:53.656	21.903	13	1:52.168	15.670	26	1:57.039	11.579	77	1:53.463	08.335			
51	1:50.573	22	1:50.450	01.224	88	1:56.528	24.078	88	1:56.636	2 Laps	26	1:52.862	08.581				
13	1:52.426	04.266	77	1:53.066	06.623	40	1:57.431	37.060	10	1:58.353	17.336	10	1:53.184	17.707			
77	1:53.066	06.623	Num Lap Time Gap			10	1:54.750	33.903	Num Lap Time Gap			88	1:56.733	1 Lap			
10	1:54.089	08.680	Lap 6			40	1:59.231	1:03.450	Lap 14			40	1:54.781	1:36.179			
88	1:54.480	09.342	51	1:50.508	Num Lap Time Gap			51	1:50.599	Num Lap Time Gap							
99	1:54.507	11.222	22	1:50.386	01.471	Lap 10			22	1:50.718	01.224	Lap 18					
26	1:54.273	11.483	13	1:52.443	12.052	51	2:10.375	13	1:52.309	05.059	51	1:50.888					
40	1:56.301	16.754	77	1:52.566	16.890	22	2:10.099	00.861	77	1:57.315	12.614	22	1:53.563	06.029			
Num Lap Time Gap			10	1:54.033	22.751	13	1:56.712	02.007	88	1:55.731	2 Laps	13	1:52.208	06.556			
Lap 3			26	1:53.141	24.536	77	2:04.711	18.347	40	2:59.177	1 Lap	77	1:54.233	11.680			
51	1:50.352	99	1:54.745	25.939	26	2:01.289	23.161	26	2:59.294	1:20.274	26	1:54.254	11.947				
22	1:50.181	01.053	88	1:54.350	27.920	10	1:59.992	23.520	10	3:01.943	1:28.680	10	1:53.690	20.509			
13	1:52.390	06.304	40	1:56.718	43.270	40	2:54.224	1:47.299	Num Lap Time Gap			88	1:56.349	1 Lap			
77	1:53.901	10.172	Num Lap Time Gap			Num Lap Time Gap			Lap 15			40	1:54.590	1:39.881			
10	1:53.720	12.048	Lap 7			Lap 11			51	1:50.691	Num Lap Time Gap						
88	1:54.089	13.079	51	1:50.405	51	2:42.920	22	2:42.274	00.215	22	1:50.600	01.133	Lap 19				
99	1:53.698	14.568	22	1:50.626	01.692	13	2:41.762	00.849	13	1:55.606	09.974	51	1:51.587				
26	1:53.573	14.704	13	1:51.754	13.401	77	2:26.042	01.469	88	1:55.435	2 Laps	22	1:52.441	06.883			
40	1:56.731	23.133	77	1:52.813	19.298	88	5:56.485	2 Laps	40	1:54.643	1 Lap	13	1:52.596	07.565			
Num Lap Time Gap			10	1:54.304	26.650	26	2:23.077	03.318	77	2:59.752	1:21.675	77	1:54.161	14.254			
Lap 4			26	1:52.719	26.850	10	2:23.535	04.135	26	1:53.848	1:23.431	26	1:54.116	14.476			
51	1:50.119	99	1:53.948	29.482	10	2:13.436	1:17.815	10	1:53.692	1:31.681	10	1:53.282	22.204				
22	1:50.414	01.348	88	1:55.033	32.548	Num Lap Time Gap			Num Lap Time Gap			88	1:55.269	1 Lap			
13	1:51.891	08.076	40	1:55.888	48.753	Lap 12			Lap 16			40	1:54.819	1:43.113			
77	1:52.523	12.576	Num Lap Time Gap			51	1:51.218	51	1:54.100	Num Lap Time Gap							
10	1:53.924	15.853	Lap 8			22	1:51.818	00.815	22	1:54.424	01.457	Lap 20					
88	1:54.999	17.959	51	1:50.715	13	1:52.139	01.770	88	1:55.912	2 Laps	51	1:51.119					
Num Lap Time Gap			22	1:50.280	01.257	Num Lap Time Gap			40	1:54.356	1 Lap	22	1:51.745	07.509			



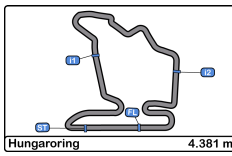


Hungaroring
GT Cup Open Europe
Race - 2
Analysis by Lap



Num	Lap Time	Gap	Num	Lap Time	Gap	Num	Lap Time	Gap
13	1:52.481	08.927	13	1:53.272	15.906	13	1:54.246	25.783
77	1:53.853	16.988	26	1:53.210	25.152	26	1:54.766	33.548
26	1:53.770	17.127	77	1:54.239	29.249	77	1:54.655	39.207
10	1:53.280	24.365	10	1:53.733	31.409	10	1:54.032	39.832
88	1:55.138	1 Lap	88	1:55.221	1 Lap	Num Lap Time Gap		
40	1:54.654	1:46.648	Num Lap Time Gap			Lap 29		
Num Lap Time Gap			Lap 25			51	1:53.310	
Lap 21			51	1:51.548		88	1:56.554	2 Laps
51	1:51.153		40	1:54.735	1 Lap	22	1:52.536	12.712
22	1:52.732	09.088	22	1:52.486	12.574	40	1:55.121	1 Lap
13	1:52.866	10.640	13	1:53.561	17.919	13	1:55.614	28.087
77	1:54.182	20.017	26	1:53.367	26.971	26	1:54.234	34.472
26	1:54.224	20.198	77	1:54.082	31.783	77	1:54.381	40.278
10	1:53.324	26.536	10	1:53.406	33.267	10	1:54.121	40.643
88	1:55.516	1 Lap	88	1:55.186	1 Lap	Num Lap Time Gap		
40	1:54.746	1:50.241	Num Lap Time Gap			Lap 26		
Num Lap Time Gap			Lap 26			51	1:51.462	
Lap 22			22	1:52.197	13.309	40	1:56.270	1 Lap
51	1:51.370		40	1:56.270	1 Lap	13	1:55.363	21.820
22	1:52.066	09.784	13	1:55.363	21.820	26	1:53.149	28.658
13	1:53.148	12.418	26	1:53.149	28.658	77	1:54.127	34.448
26	1:53.660	22.488	77	1:54.127	34.448	10	1:53.494	35.299
77	1:55.414	24.061	10	1:53.494	35.299	Num Lap Time Gap		
10	1:52.792	27.958	Num Lap Time Gap			Lap 27		
88	1:55.559	1 Lap	Num Lap Time Gap			51	1:52.276	
Num Lap Time Gap			Lap 27			88	1:57.391	2 Laps
Lap 23			22	1:52.418	13.451	40	1:55.340	1 Lap
51	1:51.965		40	1:55.340	1 Lap	13	1:53.944	23.488
40	1:55.873	1 Lap	13	1:53.944	23.488	26	1:54.351	30.733
22	1:53.028	10.847	26	1:54.351	30.733	77	1:54.331	36.503
13	1:53.620	14.073	77	1:54.331	36.503	10	1:54.728	37.751
26	1:52.858	23.381	10	1:54.728	37.751	Num Lap Time Gap		
77	1:54.353	26.449	Num Lap Time Gap			Lap 28		
10	1:53.122	29.115	Num Lap Time Gap			51	1:51.951	
88	1:55.175	1 Lap	Num Lap Time Gap			88	1:57.010	2 Laps
Num Lap Time Gap			Lap 28			22	1:51.986	13.486
Lap 24			22	1:51.986	13.486	40	1:55.073	1 Lap
51	1:51.439		40	1:55.073	1 Lap			
40	1:54.833	1 Lap						
22	1:52.228	11.636						



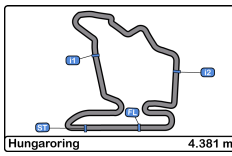


Hungaroring
GT Cup Open Europe
Race - 2
Best Sectors Results



Sector - 1				Sector - 2				Sector - 3				Ideal Lap vs Best Lap				
Clas	Nº	Driver	Time	Nº	Driver	Time	Nº	Driver	Time	Clas	Nº	Driver	Ideal Lap	Best Lap	Clas	
1	22	Leutwiler - Beltoise	38.930	51	Aldo Festante	40.488	22	Leutwiler - Beltoise	30.525	1	22	Leutwiler - Beltoise	1:49.966	1:50.181	2	
2	51	Aldo Festante	39.021	22	Leutwiler - Beltoise	40.511	51	Aldo Festante	30.557	2	51	Aldo Festante	1:50.066	1:50.119	1	
3	13	Jaume Font	39.282	26	Albert Estragues	41.073	13	Jaume Font	31.038	3	13	Jaume Font	1:51.407	1:51.411	3	
4	10	Díaz-Varela - Cerqueda	39.302	13	Jaume Font	41.087	77	Hefler - Valenza	31.269	4	26	Albert Estragues	1:51.939	1:52.430	4	
5	26	Albert Estragues	39.555	77	Hefler - Valenza	41.467	26	Albert Estragues	31.311	5	77	Hefler - Valenza	1:52.323	1:52.523	5	
6	77	Hefler - Valenza	39.587	10	Díaz-Varela - Cerqueda	41.813	10	Díaz-Varela - Cerqueda	31.323	6	10	Díaz-Varela - Cerqueda	1:52.438	1:52.792	6	
7	99	Coimbra - Silva	39.884	99	Coimbra - Silva	41.950	99	Coimbra - Silva	31.510	7	99	Coimbra - Silva	1:53.344	1:53.579	7	
8	88	Adler - Blanchemain	39.947	40	Zsigo - Walter	42.254	88	Adler - Blanchemain	31.613	8	88	Adler - Blanchemain	1:53.815	1:54.089	8	
9	40	Zsigo - Walter	40.328	88	Adler - Blanchemain	42.255	40	Zsigo - Walter	31.719	9	40	Zsigo - Walter	1:54.301	1:54.356	9	



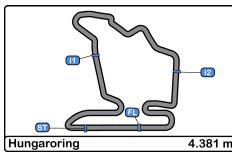


Hungaroring
GT Cup Open Europe
Race - 2
Leader Sequence



Nº	Entrant/Team	Nat	Driver 1	Nat	Driver 2	Nat	Vehicle	Cat	Start Lap	End Lap	Laps	Total Laps
51	Ombra Racing		Aldo Festante				Porsche 911 GT3 Cup 2018	PROAM	1	29	29	29



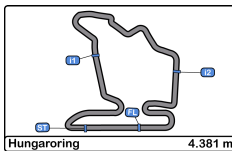


Hungaroring
GT Cup Open Europe
Race - 2
Best 5 Lap Times



Cl	Nº	Entrant/Team	Nat	Driver 1	Nat	Status	Driver 2	Nat	Status	Vehicle	Cat	Cl	Best 1		Best 2		Best 3		Best 4		Best 5	
													Time	Lap	Time	Lap	Time	Lap	Time	Lap	Time	Lap
1	51	Ombra Racing	ITA	Aldo Festante	ITA					Porsche 911 GT3 Cup 2018	PROAM	1	1:50.119	4	1:50.352	3	1:50.405	7	1:50.409	5	1:50.508	6
2	22	PZ Oberer Zürichsee by TFT	CHE	Niki Leutwiler	CHE		Vincent Beltoise	FRA		Porsche 911 Cup MY 2018	PROAM	2	1:50.181	3	1:50.280	8	1:50.386	6	1:50.414	4	1:50.450	2
3	13	Baporo Motorsport	ESP	Jaume Font	ESP					Porsche 991 Cup MY 2018	AM	1	1:51.411	8	1:51.754	7	1:51.891	4	1:52.098	13	1:52.139	12
4	26	NM Racing Team	ESP	Albert Estragues	ESP					Transam Euro 2018	AM	2	1:52.430	16	1:52.719	7	1:52.813	9	1:52.858	23	1:52.862	17
5	77	Team Virage	POL	Robert Hefler	HUN		Philippe Valenza	ESP		Aston Martin Vantage	PROAM	3	1:52.523	4	1:52.566	6	1:52.665	5	1:52.813	7	1:52.991	8
6	10	Baporo Motorsport	ESP	Daniel Díaz-Varela	ESP		Manel Cerqueda	AND		Audi R8 LMS	AM	3	1:52.792	22	1:52.984	16	1:53.122	23	1:53.184	17	1:53.280	20
7	99	Sports and You	PRT	Antonio Coimbra	PRT		Luis Silva	PRT		Mercedes AMG GT4 HP 2019	AM	4	1:53.579	5	1:53.698	3	1:53.948	7	1:54.083	4	1:54.156	8
8	88	Team Virage	POL	Stephane Adler	FRA		Michael Blanchemain	FRA		Aston Martin Vantage	AM	5	1:54.089	3	1:54.350	6	1:54.480	2	1:54.999	4	1:55.033	7
9	40	Racing Trevor	HUN	Gregor Zsigo	HUN		Csaba Walter	HUN		BMW M4	AM	6	1:54.356	15	1:54.582	16	1:54.590	18	1:54.643	14	1:54.654	20



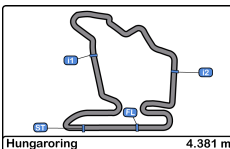


Hungaroring
GT Cup Open Europe
Race - 2
Best 5 Top Speeds



Cl	Nº	Entrant/Team	Nat	Driver 1	Nat	Driver 2	Nat	Vehicle	Cat	Cl	Top 1		Top 2		Top 3		Top 4		Top 5		Avg
											Km/h	Lap	Km/h	Lap	Km/h	Lap	Km/h	Lap	Km/h	Lap	
1	26	NM Racing Team	ESP	Albert Estragues	ESP			Transam Euro 2018	AM	1	229.2	18	228.8	19	228.3	3	228.3	4	227.8	8	228.5
2	99	Sports and You	PRT	Antonio Coimbra	PRT	<u>Luis Silva</u>	PRT	Mercedes AMG GT4 HP 2019	AM	2	226.8	4	225.0	3	225.0	5	225.0	6	224.5	9	225.2
3	10	Baporo Motorsport	ESP	<u>Daniel Díaz-Varela</u>	ESP	Manel Cerqueda	AND	Audi R8 LMS	AM	3	225.9	29	225.0	24	225.0	27	225.0	28	224.5	18	225.0
4	77	Team Virage	POL	Robert Hefler	HUN	<u>Philippe Valenza</u>	ESP	Aston Martin Vantage	PROAM	1	225.0	21	224.0	3	224.0	17	223.6	4	223.6	5	224.0
5	22	PZ Oberer Zürichsee by TFT	CHE	Niki Leutwiler	CHE	<u>Vincent Beltoise</u>	FRA	Porsche 911 Cup MY 2018	PROAM	2	223.6	12	223.1	8	223.1	21	223.1	24	222.6	7	223.1
6	88	Team Virage	POL	Stephane Adler	FRA	<u>Michael Blanchemain</u>	FRA	Aston Martin Vantage	AM	4	223.1	19	223.1	26	222.6	7	222.2	12	221.7	3	222.5
7	51	Ombra Racing	ITA	Aldo Festante	ITA			Porsche 911 GT3 Cup 2018	PROAM	3	221.3	21	221.3	22	221.3	27	220.8	7	220.8	19	221.1
8	13	Baporo Motorsport	ESP	Jaume Font	ESP			Porsche 991 Cup MY 2018	AM	5	220.8	21	220.8	22	220.4	18	220.4	23	220.4	24	220.5
9	40	Racing Trevor	HUN	<u>Gregor Zsigo</u>	HUN	Csaba Walter	HUN	BMW M4	AM	6	218.6	25	218.6	28	218.1	20	218.1	21	217.7	3	218.2



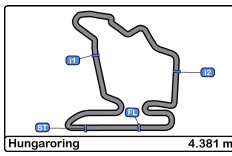


Hungaroring
GT Cup Open Europe
Race - 2
Fastest Laps Sequence



Lap	Time of Day	Session Time	Nº	Entrant/Team	Nat	Driver 1	Nat	Driver 2	Nat	Vehicle	Cat	Time	Km/h
2	12:01:56.038	3:45.038	51	Ombra Racing		Aldo Festante				Porsche 911 GT3 Cup 2018	PROAM	1:50.573	142.6
2	12:01:57.262	3:46.262	22	PZ Oberer Zürichsee by TFT		Niki Leutwiler		Vincent Beltoise		Porsche 911 Cup MY 2018	PROAM	1:50.450	142.7
3	12:03:46.390	5:35.390	51	Ombra Racing		Aldo Festante				Porsche 911 GT3 Cup 2018	PROAM	1:50.352	142.9
3	12:03:47.442	5:36.442	22	PZ Oberer Zürichsee by TFT		Niki Leutwiler		Vincent Beltoise		Porsche 911 Cup MY 2018	PROAM	1:50.181	143.1
4	12:05:36.508	7:25.508	51	Ombra Racing		Aldo Festante				Porsche 911 GT3 Cup 2018	PROAM	1:50.119	143.2





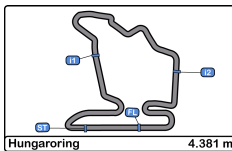
Hungaroring
GT Cup Open Europe
Race - 2



Event Best Maximum Speed

Nº	Entrant/Team	Nat	Driver 1	Nat	Driver 2	Nat	Vehicle	Cat	Km/h	Session
26	NM Racing Team		Albert Estragues				Transam Euro 2018	AM	229.2	Race - 2
99	Sports and You		Antonio Coimbra		Luis Silva		Mercedes AMG GT4 HP 2019	AM	228.8	Free Practice - 1
10	Baporo Motorsport		Daniel Díaz-Varela		Manel Cerqueda		Audi R8 LMS	AM	226.4	Free Practice - 2
88	Team Virage		Stephane Adler		Michael Blanchemain		Aston Martin Vantage	AM	225.4	Free Practice - 1
77	Team Virage		Robert Hefler		Philippe Valenza		Aston Martin Vantage	PROAM	225.0	Race - 2
22	PZ Oberer Zürichsee by TFT		Niki Leutwiler		Vincent Beltoise		Porsche 911 Cup MY 2018	PROAM	224.0	Free Practice - 3
51	Ombra Racing		Aldo Festante				Porsche 911 GT3 Cup 2018	PROAM	223.6	Free Practice - 1
40	Racing Trevor		Gregor Zsigo		Csaba Walter		BMW M4	AM	222.2	Free Practice - 3
13	Baporo Motorsport		Jaume Font				Porsche 991 Cup MY 2018	AM	222.2	Qualifying - 1 Driver - 1





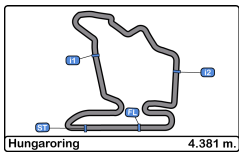
Hungaroring
GT Cup Open Europe
Race - 2
Lap Chart



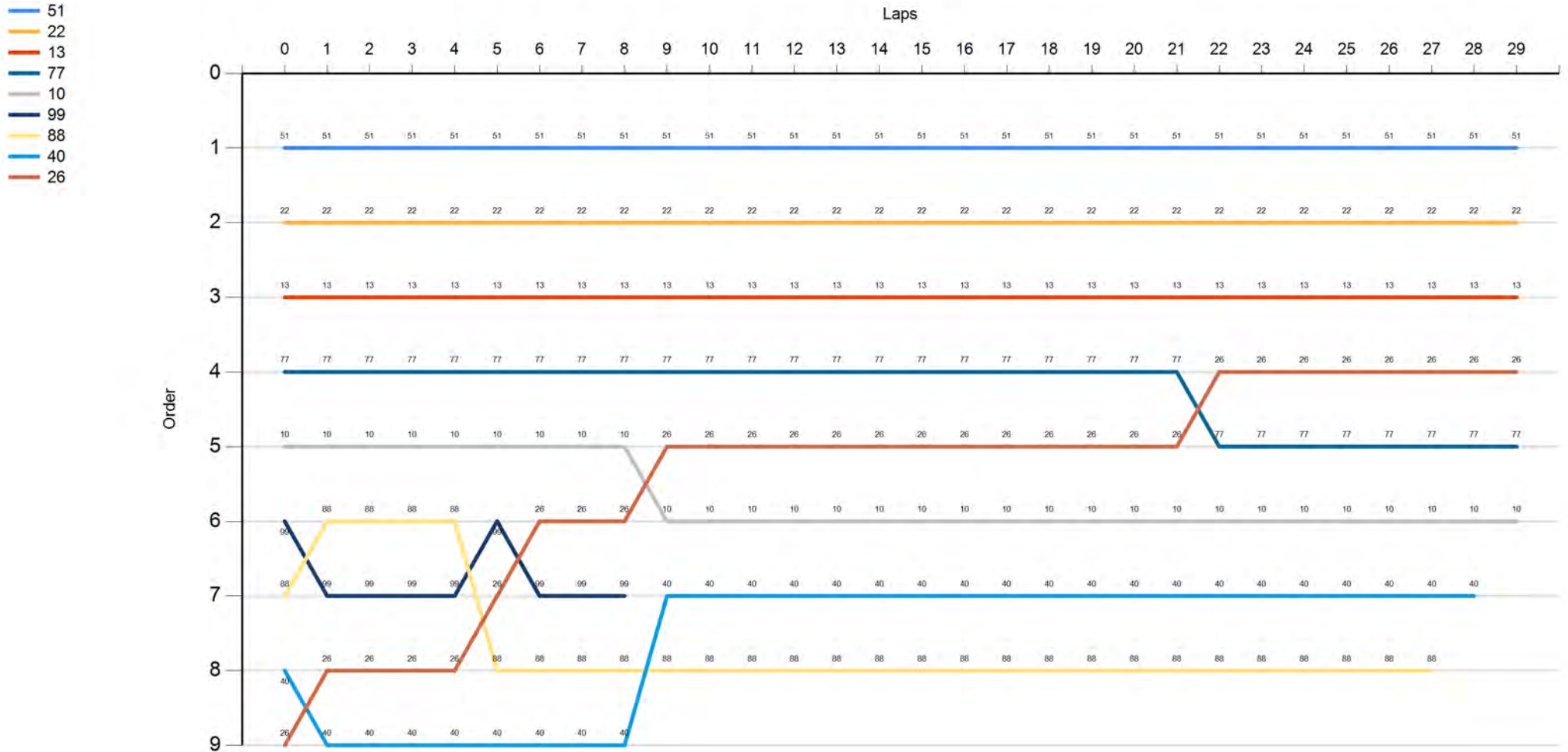
LAP

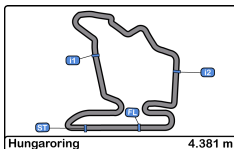
Nr	Po	Grid	1	2	3	4	5	6	7	8	9	10	11	12	13	14	15	16	17	18	19	20	21	22	23	24	25	26	27	28	29
51	1	51	51	51	51	51	51	51	51	51	51	51	51	51	51	51	51	51	51	51	51	51	51	51	51	51	51	51	51	51	
22	2	22	22	22	22	22	22	22	22	22	22	22	22	22	22	22	22	22	22	22	22	22	22	22	22	22	22	22	22	22	22
13	3	13	13	13	13	13	13	13	13	13	13	13	13	13	13	13	13	13	13	13	13	13	13	13	13	13	13	13	13	13	13
77	4	77	77	77	77	77	77	77	77	77	77	77	77	77	77	77	77	77	77	77	77	77	26	26	26	26	26	26	26	26	26
10	5	10	10	10	10	10	10	10	10	10	26	26	26	26	26	26	26	26	26	26	26	26	26	77	77	77	77	77	77	77	77
99	6	99	88	88	88	88	99	26	26	26	10	10	10	10	10	10	10	10	10	10	10	10	10	10	10	10	10	10	10	10	10
88	7	88	99	99	99	99	26	99	99	99	40	40	40	40	40	40	40	40	40	40	40	40	40	40	40	40	40	40	40	40	40
40	8	40	26	26	26	26	88	88	88	88	88	88	88	88	88	88	88	88	88	88	88	88	88	88	88	88	88	88	88	88	88
26	9	26	40	40	40	40	40	40	40	40	40	40	40	40	40	40	40	40	40	40	40	40	40	40	40	40	40	40	40	40	40























Hungaroring
GT Cup Open Europe
Race - 2
Graphic Lap Chart



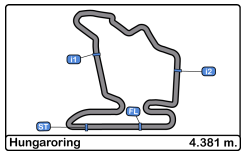


Hungaroring
GT Cup Open Europe
Race - 2
Pit Stop Analysis



Nr.	In Day Time	Entrant/Team	Nat	Driver 1	Nat	Driver 2	Nat	Vehicle	Cat	In Time	Stop N°	Pit Time	Handicap	Penalty
40	12:23:01.909	Racing Trevor	 SVK	Gregor Zsigo	 SVK	Csaba Walter	 HUN	BMW M4	AM	24:50.507	1	1:08.382	1:05	
26	12:23:33.273	NM Racing Team	 ESP	Albert Estragues	 ESP			Transam Euro 2018	AM	25:21.871	1	1:10.116	1:05	
10	12:23:39.015	Baporo Motorsport	 ESP	Daniel Díaz-Varela	 ESP	Manel Cerqueda	 AND	Audi R8 LMS	AM	25:27.613	1	1:10.496	1:10	
77	12:25:24.968	Team Virage	 POL	Robert Hefler	 HUN	Philippe Valenza	 ESP	Aston Martin Vantage	PROAM	27:13.566	1	1:09.395	1:05	
13	12:27:12.995	Baporo Motorsport	 ESP	Jaume Font	 ESP			Porsche 991 Cup MY 2018	AM	29:01.593	1	1:15.412	1:15	
51	12:28:56.985	Ombra Racing	 ITA	Aldo Festante	 ITA			Porsche 911 GT3 Cup 2018	PROAM	30:45.583	1	1:20.218	1:20	
22	12:28:58.569	PZ Oberer Zürichsee by TFT	 CHE	Niki Leutwiler	 CHE	Vincent Beltoise	 FRA	Porsche 911 Cup MY 2018	PROAM	30:47.167	1	1:20.383	1:15	

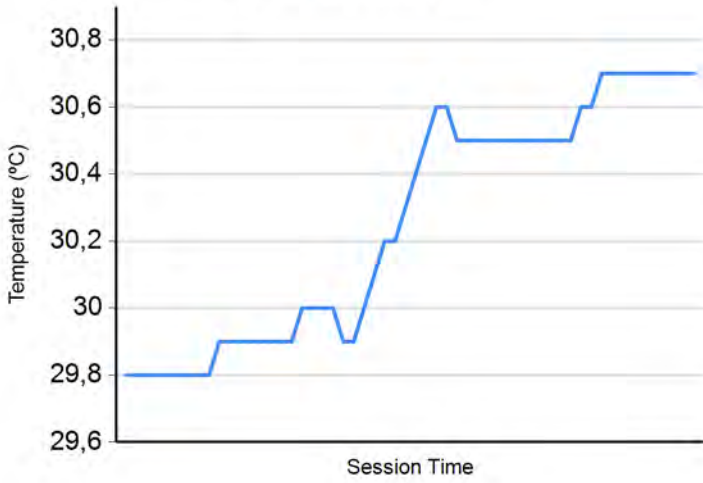




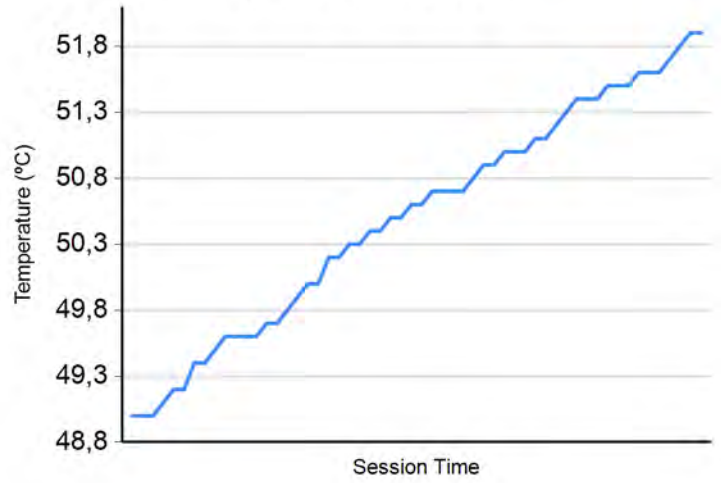
Hungaroring
GT Cup Open Europe
Race - 2
Weather Report



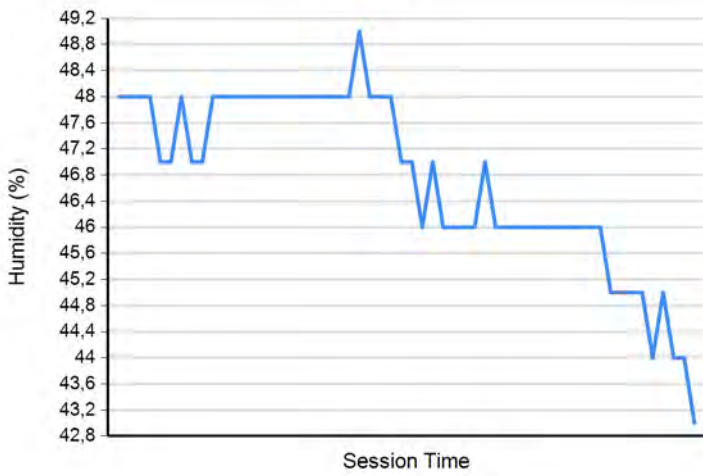
Air Temperature



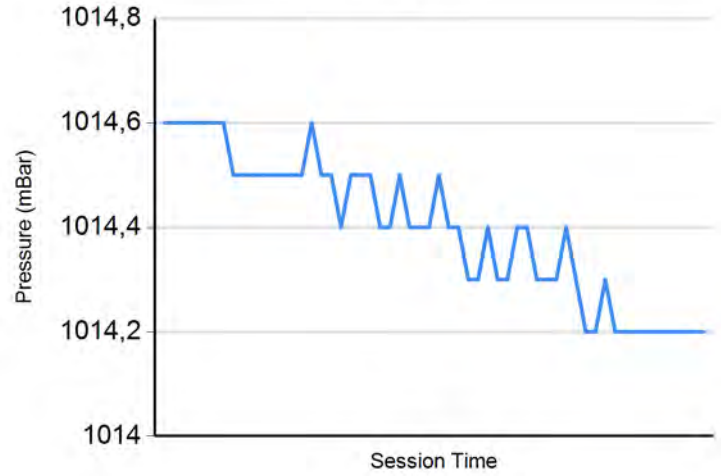
Track Temperature



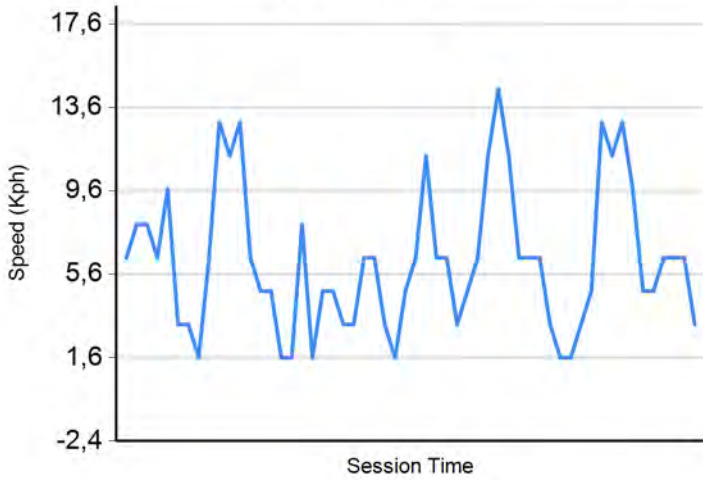
Humidity



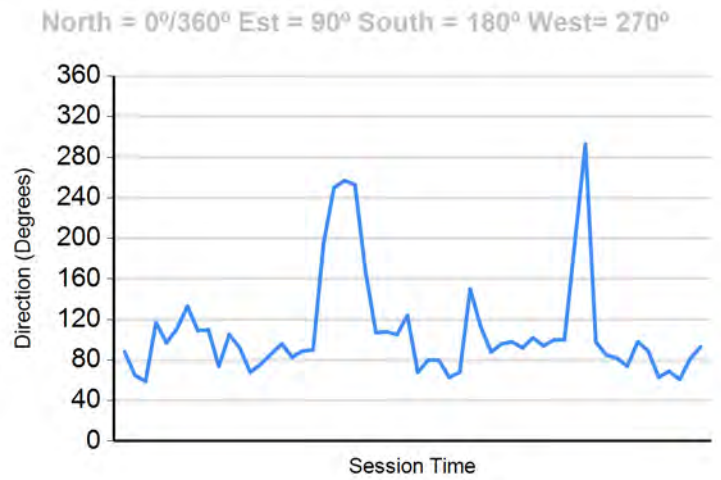
Pressure

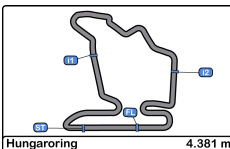


Wind Speed



Wind direction





Hungaroring
GT Cup Open Europe
Race - 2
Final Results



Cls	Nº	Entrant/Team	Nat	Driver 1	Nat	Driver 2	Nat	Vehicle	Cat	Cl	Laps	Total Time	Gap	Interval	Km/h	Best	Time	Km/h	
1	51	Ombra Racing	ITA	Aldo Festante	ITA			Porsche 911 GT3 Cup 2018	PROAM	1	29	56:14.270			135.5	4	1:50.119	143.2	
2	22	PZ Oberer Zürichsee by TFT	CHE	Niki Leutwiler	CHE	Vincent Beltoise	FRA	Porsche 911 Cup MY 2018	PROAM	2	29	56:26.982	12.712	12.712	135.0	3	1:50.181	143.1	
3	13	Baporo Motorsport	ESP	Jaume Font	ESP			Porsche 991 Cup MY 2018	AM	1	29	56:42.357	28.087	15.375	134.4	8	1:51.411	141.5	
4	26	NM Racing Team	ESP	Albert Estragues	ESP			Transam Euro 2018	AM	2	29	56:48.742	34.472	6.385	134.1	16	1:52.430	140.2	
5	77	Team Virage	POL	Robert Hefler	HUN	Philippe Valenza	ESP	Aston Martin Vantage	PROAM	3	29	56:54.548	40.278	5.806	133.9	4	1:52.523	140.1	
6	10	Baporo Motorsport	ESP	Daniel Díaz-Varela	ESP	Manel Cerqueda	AND	Audi R8 LMS	AM	3	29	56:54.913	40.643	0.365	133.9	22	1:52.792	139.8	
7	40	Racing Trevor	SVK	Gregor Zsigo	SVK	Csaba Walter	HUN	BMW M4	AM	4	28	56:36.435	1 Lap	1 Lap	130.0	15	1:54.356	137.9	
8	88	Team Virage	POL	Stephane Adler	FRA	Michael Blanchemain	FRA	Aston Martin Vantage	AM	5	27	56:33.163	2 Laps	1 Lap	125.4	3	1:54.089	138.2	
Not classified: (Requirements: 75% of number laps of leader = 22 Laps)																			
	99	Sports and You	PRT	Antonio Coimbra	PRT	Luis Silva	PRT	Mercedes AMG GT4 HP 2019	AM	6	8	15:20.066	21 Laps	19 Laps	137.1	5	1:53.579	138.8	


Fastest lap Aldo Festante in 1:50.119 at 143.2 Km/h in lap 4

CAR #88 - 10 SECONDS TIME PENALTY ADDED TO RACE TIME - CHANGING DRIVER OUTSIDE THE WINDOW

CAR #26 REPRIMAND (1st) CROSS THE DIVISION LINE AT THE PIT EXIT

Published at:.....

Track Temp: 51.9 °C Air Temp: 30.7 °C Humidity: 43 % Track Status: DRY

Stewards:	Race Director:	Timekeeper: 
-----------	----------------	---




Championship Classification


Cls.	Name	Nat.	Net Pts.	Pts.	Hungaroring		Paul Ricard		Monza		SPA-Francorchamps		Barcelona	
					R1	R2	R1	R2	R1	R2	R1	R2	R1	R2
1	Aldo Festante		25	25	10	15								
2	Jaume Font		25	25	15	10								
3	Niki Leutwiler		24	24	12	12								
	Vincent Beltoise		24	24	12	12								
4	Manel Cerqueda		13	13	8	5								
	Daniel Díaz-Varela		13	13	8	5								
5	Albert Estragues		8	8		8								
6	Csaba Walter		8	8	4	4								
	Gregor Zsigo		8	8	4	4								
7	Michael Blanchemain		8	8	5	3								
	Stephane Adler		8	8	5	3								
8	Philippe Valenza		6	6		6								
	Robert Hefler		6	6		6								
9	Luis Silva		6	6	6									
	Antonio Coimbra		6	6	6									



Championship PROAM Classification



Cls.	Name	Nat.	Net Pts.	Pts.	Hungaroring		Paul Ricard		Monza		SPA-Francorchamps		Barcelona	
					R1	R2	R1	R2	R1	R2	R1	R2	R1	R2
1	Aldo Festante		9	9	4	5								
2	Niki Leutwiler		9	9	5	4								
	Vincent Beltoise		9	9	5	4								
3	Philippe Valenza		3	3		3								
	Robert Hefler		3	3		3								


Championship AM Classification



Cls.	Name	Nat.	Net Pts.	Pts.	Hungaroring		Paul Ricard		Monza		SPA-Francorchamps		Barcelona	
					R1	R2	R1	R2	R1	R2	R1	R2	R1	R2
1	Jaume Font		20	20	10	10								
2	Manel Cerqueda		14	14	8	6								
	Daniel Díaz-Varela		14	14	8	6								
3	Albert Estragues		8	8		8								
4	Gregor Zsigo		7	7	3	4								
	Csaba Walter		7	7	3	4								
5	Michael Blanchemain		7	7	4	3								
	Stephane Adler		7	7	4	3								
6	Luis Silva		6	6	6									
	Antonio Coimbra		6	6	6									


Championship Teams' Classification


Cls.	Team	Nat.	Net Pts.	Pts.	<u>Hungaroring</u>		<u>Paul Ricard</u>		<u>Monza</u>		<u>SPA-Francorchamps</u>		<u>Barcelona</u>	
					R1	R2	R1	R2	R1	R2	R1	R2	R1	R2
1	Baporo Motorsport		22	22	14	8								
2	Ombra Racing		16	16	6	10								
3	PZ Oberer Zürichsee by TFT		16	16	8	8								
4	Team Virage		5	5	2	3								
5	NM Racing Team		4	4		4								
6	Sports and You		3	3	3									
7	Racing Trevor		0	0										


Drivers Statistics

Cls.	Nº	Name	Nat.	Net Points	Points	First Positions	Seconds Positions	Thirds Positions	Race Fastest Laps	Pole Positions	Laps in first place	Km. covered in Race	Km. covered in Practice
1	51	Aldo Festante		25	25	1		1	2	2	42	249.717	245.336
2	13	Jaume Font		25	25	1		1			12	249.717	302.289
3	22	Niki Leutwiler		24	24		2					249.717	227.812
	22	Vincent Beltoise		24	24		2					249.717	227.812
4	10	Manel Cerqueda		13	13							249.717	302.289
	10	Daniel Díaz-Varela		13	13							249.717	302.289
5	26	Albert Estragues		8	8							135.811	148.954
6	40	Csaba Walter		8	8							240.955	210.288
	40	Gregor Zsigo		8	8							240.955	210.288
7	88	Michael Blanchemain		8	8							240.955	350.480
	88	Stephane Adler		8	8							240.955	350.480
8	77	Philippe Valenza		6	6							170.859	276.003
	77	Robert Hefler		6	6							170.859	276.003
9	99	Luis Silva		6	6						3	157.716	297.908
	99	Antonio Coimbra		6	6						3	157.716	297.908


Drivers Performance


Cls.	Name	Nat.	Net Pts.	Pts.	Hungaroring		Paul Ricard		Red Bull Ring		Monza		SPA-Francorchamps		Barcelona	
					R1	R2	R1	R2	R1	R2	R1	R2	R1	R2	R1	R2
1	Aldo Festante		25	25	1-3	1-1										
2	Jaume Font		25	25	2-1	3-3										
3	Niki Leutwiler		24	24	3-2	2-2										
	Vincent Beltoise		24	24	3-2	2-2										
4	Manel Cerqueda		13	13	6-4	5-6										
	Daniel Díaz-Varela		13	13	6-4	5-6										
5	Albert Estragues		8	8	5-NC	NP-4										
6	Csaba Walter		8	8	8-7	8-7										
	Gregor Zsigo		8	8	8-7	8-7										
7	Michael Blanchemain		8	8	9-6	7-8										
	Stephane Adler		8	8	9-6	7-8										
8	Philippe Valenza		6	6	7-NC	4-5										
	Robert Hefler		6	6	7-NC	4-5										
9	Luis Silva		6	6	4-5	6-NC										
	Antonio Coimbra		6	6	4-5	6-NC										