

Hungaroring
GT Cup Open Europe
Race - 2



Provisional Results


Cls	Nº	Entrant/Team	Nat	Driver 1	Nat	Driver 2	Nat	Vehicle	Cat	Cl	Laps	Total Time	Gap	Interval	Km/h	Best	Time	Km/h	
1	51	Ombra Racing	ITA	Aldo Festante	ITA			Porsche 911 GT3 Cup 2018	PROAM	1	29	56:14.270			135.5	4	1:50.119	143.2	
2	22	PZ Oberer Zürichsee by TFT	CHE	Niki Leutwiler	CHE	Vincent Beltoise	FRA	Porsche 911 Cup MY 2018	PROAM	2	29	56:26.982	12.712	12.712	135.0	3	1:50.181	143.1	
3	13	Baporo Motorsport	ESP	Jaume Font	ESP			Porsche 991 Cup MY 2018	AM	1	29	56:42.357	28.087	15.375	134.4	8	1:51.411	141.5	
4	26	NM Racing Team	ESP	Albert Estragues	ESP			Transam Euro 2018	AM	2	29	56:48.742	34.472	6.385	134.1	16	1:52.430	140.2	
5	77	Team Virage	POL	Robert Hefler	HUN	Philippe Valenza	ESP	Aston Martin Vantage	PROAM	3	29	56:54.548	40.278	5.806	133.9	4	1:52.523	140.1	
6	10	Baporo Motorsport	ESP	Daniel Díaz-Varela	ESP	Manel Cerqueda	AND	Audi R8 LMS	AM	3	29	56:54.913	40.643	0.365	133.9	22	1:52.792	139.8	
7	40	Racing Trevor	SVK	Gregor Zsigo	SVK	Csaba Walter	HUN	BMW M4	AM	4	28	56:36.435	1 Lap	1 Lap	130.0	15	1:54.356	137.9	
8	88	Team Virage	POL	Stephane Adler	FRA	Michael Blanchemain	FRA	Aston Martin Vantage	AM	5	27	56:33.163	2 Laps	1 Lap	125.4	3	1:54.089	138.2	
Not classified: (Requirements: 75% of number laps of leader = 22 Laps)																			
	99	Sports and You	PRT	Antonio Coimbra	PRT	Luis Silva	PRT	Mercedes AMG GT4 HP 2019	AM	6	8	15:20.066	21 Laps	19 Laps	137.1	5	1:53.579	138.8	

Fastest lap Aldo Festante in 1:50.119 at 143.2 Km/h in lap 4

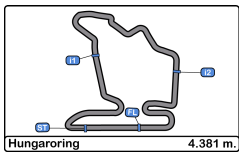
CAR #88 - 10 SECONDS TIME PENALTY ADDED TO RACE TIME - CHANGING DRIVER OUTSIDE THE WINDOW

Published at:.....

Track Temp: 51.9 °C Air Temp: 30.7 °C Humidity: 43 % Track Status: DRY

Stewards:	Race Director:	Timekeeper: 
-----------	----------------	---





Hungaroring
GT Cup Open Europe
Race - 2
Provisional Results by Class




Cls	Nº	Entrant/Team	Nat	Driver 1	Nat	Driver 2	Nat	Vehicle	Cat	Cl	Laps	Total Time	Gap	Interval	Km/h	Best	Time	Km/h	
PROAM																			
1	51	Ombra Racing	ITA	Aldo Festante	ITA			Porsche 911 GT3 Cup 2018	PROAM	1	29	56:14.270			135.5	4	1:50.119	143.2	
2	22	PZ Oberer Zürichsee by TFT	CHE	Niki Leutwiler	CHE	<u>Vincent Beltoise</u>	FRA	Porsche 911 Cup MY 2018	PROAM	2	29	56:26.982	12.712	12.712	135.0	3	1:50.181	143.1	
3	77	Team Virage	POL	Robert Hefler	HUN	<u>Philippe Valenza</u>	ESP	Aston Martin Vantage	PROAM	3	29	56:54.548	40.278	27.566	133.9	4	1:52.523	140.1	
AM																			
1	13	Baporo Motorsport	ESP	Jaume Font	ESP			Porsche 991 Cup MY 2018	AM	1	29	56:42.357			134.4	8	1:51.411	141.5	
2	26	NM Racing Team	ESP	Albert Estragues	ESP			Transam Euro 2018	AM	2	29	56:48.742	34.472	6.385	134.1	16	1:52.430	140.2	
3	10	Baporo Motorsport	ESP	<u>Daniel Diaz-Varela</u>	ESP	Manel Cerqueda	AND	Audi R8 LMS	AM	3	29	56:54.913	40.643	6.171	133.9	22	1:52.792	139.8	
4	40	Racing Trevor	SVK	<u>Gregor Zsigo</u>	SVK	Csaba Walter	HUN	BMW M4	AM	4	28	56:36.435	1 Lap	1 Lap	130.0	15	1:54.356	137.9	
5	88	Team Virage	POL	Stephane Adler	FRA	<u>Michael Blanchemain</u>	FRA	Aston Martin Vantage	AM	5	27	56:33.163	2 Laps	1 Lap	125.4	3	1:54.089	138.2	
Not classified: (Requirements: 75% of number laps of leader = 22 Laps)																			
	99	Sports and You	PRT	Antonio Coimbra	PRT	<u>Luis Silva</u>	PRT	Mercedes AMG GT4 HP 2019	AM	6	8	15:20.066	21 Laps	19 Laps	137.1	5	1:53.579	138.8	

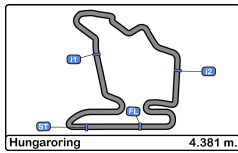
Fastest lap Aldo Festante in 1:50.119 at 143.2 Km/h in lap 4

Published at:.....

Track Temp: 51.9 °C Air Temp: 30.7 °C Humidity: 43 % Track Status: DRY

Stewards:	Race Director:	Timekeeper: 
------------------	-----------------------	--





Hungaroring

GT Cup Open Europe

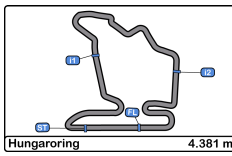
Race - 2



Provisional Classification by Driver Fastest Lap

Cl	Nº	Entrant/Team	Nat	Vehicle	Driver	Nat	Cat	Cl	Laps	Best	Time	Gap	Interval	Km/h
1	51	Ombra Racing	ITA	Porsche 911 GT3 Cup 2018	Aldo Festante	ITA	PROAM	1	29	4	1:50.119			143.2
2	22	PZ Oberer Zürichsee by TFT	CHE	Porsche 911 Cup MY 2018	Vincent Beltoise	FRA	PROAM	2	16	3	1:50.181	0.062	0.062	143.1
3	13	Baporo Motorsport	ESP	Porsche 991 Cup MY 2018	Jaume Font	ESP	AM	1	29	8	1:51.411	1.292	1.230	141.5
4	22	PZ Oberer Zürichsee by TFT	CHE	Porsche 911 Cup MY 2018	Niki Leutwiler	CHE	PROAM	3	13	4	1:51.745	1.626	0.334	141.1
5	26	NM Racing Team	ESP	Transam Euro 2018	Albert Estragues	ESP	AM	2	29	16	1:52.430	2.311	0.685	140.2
6	77	Team Virage	POL	Aston Martin Vantage	Philippe Valenza	ESP	PROAM	4	14	4	1:52.523	2.404	0.093	140.1
7	10	Baporo Motorsport	ESP	Audi R8 LMS	Manel Cerqueda	AND	AM	3	16	9	1:52.792	2.673	0.269	139.8
8	77	Team Virage	POL	Aston Martin Vantage	Robert Hefler	HUN	PROAM	5	15	2	1:53.339	3.220	0.547	139.1
9	99	Sports and You	PRT	Mercedes AMG GT4 HP 2019	Luis Silva	PRT	AM	4	8	5	1:53.579	3.460	0.240	138.8
10	10	Baporo Motorsport	ESP	Audi R8 LMS	Daniel Díaz-Varela	ESP	AM	5	13	3	1:53.720	3.601	0.141	138.6
11	88	Team Virage	POL	Aston Martin Vantage	Michael Blanchemain	FRA	AM	6	8	3	1:54.089	3.970	0.369	138.2
12	40	Racing Trevor	SVK	BMW M4	Csaba Walter	HUN	AM	7	16	3	1:54.356	4.237	0.267	137.9
13	88	Team Virage	POL	Aston Martin Vantage	Stephane Adler	FRA	AM	8	19	11	1:55.138	5.019	0.782	136.9
14	40	Racing Trevor	SVK	BMW M4	Gregor Zsigo	HUN	AM	9	12	7	1:55.888	5.769	0.750	136.0





Hungaroring
GT Cup Open Europe
Race - 2
Distance and Speed Average



Cls	Nº	Entrant/Team	Nat	Driver 1	Nat	Driver 2	Nat	Vehicle	Cat	Cls	Laps	Distance	Total Time	Km/h
1	51	Ombra Racing	ITA	Aldo Festante	ITA			Porsche 911 GT3 Cup 2018	PROAM	1	29	127.04	56:14.270	135.5
2	22	PZ Oberer Zürichsee by TFT	CHE	Niki Leutwiler	CHE	<u>Vincent Beltoise</u>	FRA	Porsche 911 Cup MY 2018	PROAM	2	29	127.04	56:26.982	135.0
3	13	Baporo Motorsport	ESP	Jaume Font	ESP			Porsche 991 Cup MY 2018	AM	1	29	127.04	56:42.357	134.4
4	26	NM Racing Team	ESP	Albert Estragues	ESP			Transam Euro 2018	AM	2	29	127.04	56:48.742	134.1
5	77	Team Virage	POL	Robert Hefler	HUN	<u>Philippe Valenza</u>	ESP	Aston Martin Vantage	PROAM	3	29	127.04	56:54.548	133.9
6	10	Baporo Motorsport	ESP	<u>Daniel Díaz-Varela</u>	ESP	Manel Cerqueda	AND	Audi R8 LMS	AM	3	29	127.04	56:54.913	133.9
7	40	Racing Trevor	SVK	<u>Gregor Zsigo</u>	SVK	Csaba Walter	HUN	BMW M4	AM	4	28	122.66	56:36.435	130.0
8	88	Team Virage	POL	Stephane Adler	FRA	<u>Michael Blanchemain</u>	FRA	Aston Martin Vantage	AM	5	27	118.28	56:33.163	125.4
Not classified: (Requirements: 75% of number laps of leader = 22 Laps)														
	99	Sports and You	PRT	Antonio Coimbra	PRT	<u>Luis Silva</u>	PRT	Mercedes AMG GT4 HP 2019	AM	6	8	35.04	15:20.066	137.1





Hungaroring
GT Cup Open Europe
Race - 2
Lap Analysis



10

1 Daniel Díaz-Varela

Audi R8 LMS

13

1 Jaume Font

Porsche 991 Cup MY 2018

AM

2 Manel Cerqueda

Baporo Motorsport

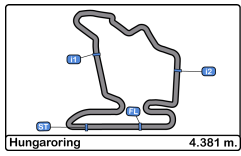
AM

2

Baporo Motorsport

Lap	D	Time	Sector 1	Sector 2	Sector 3	T. Spd	Elapsed	Lap	D	Time	Sector 1	Sector 2	Sector 3	T. Spd	Elapsed
1	1	1:59.226	44.899	42.591	31.736	205.7	1:59.226	1	1	1:56.475	43.773	41.523	31.179	202.2	1:56.475
2	1	1:54.089	39.771	42.786	31.532	223.1	3:53.315	2	1	1:52.426	39.755	41.632	31.039	219.5	3:48.901
3	1	1:53.720	39.838	42.273	31.609	223.6	5:47.035	3	1	1:52.390	39.572	41.665	31.153	219.5	5:41.291
4	1	1:53.924	39.731	42.399	31.794	222.6	7:40.959	4	1	1:51.891	39.387	41.395	31.109	219.9	7:33.182
5	1	1:53.782	39.717	42.300	31.765	222.6	9:34.741	5	1	1:52.450	39.480	41.643	31.327	219.0	9:25.632
6	1	1:54.033	39.979	42.384	31.670	222.2	11:28.774	6	1	1:52.443	39.701	41.555	31.187	219.0	11:18.075
7	1	1:54.304	39.823	42.452	32.029	223.1	13:23.078	7	1	1:51.754	39.330	41.380	31.044	219.9	13:09.829
8	1	1:53.813	39.879	42.267	31.667	223.6	15:16.891	8	1	1:51.411	39.282	41.087	31.042	219.5	15:01.240
9	1	1:54.750	40.990	42.437	31.323	222.2	17:11.641	9	1	1:52.168	39.329	41.729	31.110	219.0	16:53.408
10	1	1:59.992	42.511	44.452	33.029	217.7	19:11.633	10	1	1:56.712	40.429	42.833	33.450	219.0	18:50.120
11	1	2:23.535	44.193	55.301	44.041	207.2	21:35.168	11	1	2:41.762	56.395	1:01.042	44.325	128.5	21:31.882
12	1	1:56.585	40.451	43.494	32.640	222.6	23:31.753	12	1	1:52.139	39.606	41.495	31.038	219.0	23:24.021
13	1	1:58.353 P	39.854	42.545	35.954	223.1	25:30.106	13	1	1:52.098	39.623	41.199	31.276	219.9	25:16.119
14	2	3:01.943	1:46.607	43.728	31.608		28:32.049	14	1	1:52.309	39.593	41.593	31.123	219.0	27:08.428
15	2	1:53.692	39.844	42.347	31.501	222.2	30:25.741	15	1	1:55.606 P	39.701	41.456	34.449	218.6	29:04.034
16	2	1:52.984	39.395	42.143	31.446	223.1	32:18.725	16	1	3:03.152	1:50.550	41.242	31.360		32:07.186
17	2	1:53.184	39.428	42.281	31.475	224.0	34:11.909	17	1	1:52.252	39.571	41.514	31.167	219.5	33:59.438
18	2	1:53.690	39.803	42.356	31.531	224.5	36:05.599	18	1	1:52.208	39.475	41.100	31.633	220.4	35:51.646
19	2	1:53.282	39.540	42.155	31.587	224.5	37:58.881	19	1	1:52.596	39.741	41.513	31.342	218.1	37:44.242
20	2	1:53.280	39.658	42.167	31.455	224.0	39:52.161	20	1	1:52.481	39.440	41.589	31.452	219.9	39:36.723
21	2	1:53.324	39.411	42.350	31.563	224.5	41:45.485	21	1	1:52.866	39.734	41.748	31.384	220.8	41:29.589
22	2	1:52.792	39.572	41.813	31.407	224.5	43:38.277	22	1	1:53.148	39.604	41.805	31.739	220.8	43:22.737
23	2	1:53.122	39.302	42.299	31.521	224.5	45:31.399	23	1	1:53.620	39.868	42.109	31.643	220.4	45:16.357
24	2	1:53.733	39.321	42.999	31.413	225.0	47:25.132	24	1	1:53.272	39.684	41.972	31.616	220.4	47:09.629
25	2	1:53.406	39.630	42.175	31.601	224.5	49:18.538	25	1	1:53.561	39.768	42.087	31.706	220.4	49:03.190
26	2	1:53.494	39.910	41.991	31.593	224.0	51:12.032	26	1	1:55.363	41.202	42.547	31.614	219.5	50:58.553
27	2	1:54.728	41.018	42.103	31.607	225.0	53:06.760	27	1	1:53.944	40.071	42.164	31.709	219.5	52:52.497
28	2	1:54.032	39.607	42.709	31.716	225.0	55:00.792	28	1	1:54.246	40.131	42.331	31.784	220.4	54:46.743
29	2	1:54.121	40.027	42.339	31.755	225.9	56:54.913	29	1	1:55.614	40.091	42.973	32.550	220.4	56:42.357





Hungaroring
GT Cup Open Europe
Race - 2
Lap Analysis



22

1 Niki Leutwiler

Porsche 911 Cup MY 2018

26

1 Albert Estragues

Transam Euro 2018

PROAM

2 Vincent Beltoise

PZ Oberer Zürichsee by TFT

AM

2

NM Racing Team

Lap	D	Time	Sector 1	Sector 2	Sector 3	T. Spd	Elapsed	Lap	D	Time	Sector 1	Sector 2	Sector 3	T. Spd	Elapsed
1	2	1:55.409	43.459	41.172	30.778	202.2	1:55.409	1		2:01.845	47.197	42.984	31.664	207.2	2:01.845
2	2	1:50.450	39.164	40.646	30.640	221.3	3:45.859	2		1:54.273	40.038	42.161	32.074	225.4	3:56.118
3	2	1:50.181	39.111	40.545	30.525	221.7	5:36.040	3		1:53.573	39.852	41.948	31.773	228.3	5:49.691
4	2	1:50.414	39.100	40.758	30.556	222.2	7:26.454	4		1:54.071	40.294	42.304	31.473	228.3	7:43.762
5	2	1:50.654	39.068	40.803	30.783	221.7	9:17.108	5		1:53.656	40.430	41.742	31.484	223.6	9:37.418
6	2	1:50.386	39.215	40.511	30.660	220.4	11:07.494	6		1:53.141	39.997	41.814	31.330	227.3	11:30.559
7	2	1:50.626	39.046	40.914	30.666	222.6	12:58.120	7		1:52.719	39.555	41.073	32.091	226.8	13:23.278
8	2	1:50.280	38.930	40.658	30.692	223.1	14:48.400	8		1:53.894	40.018	42.096	31.780	227.8	15:17.172
9	2	1:50.475	39.099	40.641	30.735	221.7	16:38.875	9		1:52.813	40.132	41.238	31.443	226.8	17:09.985
10	2	2:10.099	39.558	50.269	40.272	222.2	18:48.974	10		2:01.289	43.558	43.820	33.911	188.4	19:11.274
11	2	2:42.274	56.232	1:01.208	44.834	142.8	21:31.248	11		2:23.077	43.445	55.602	44.030	196.3	21:34.351
12	2	1:51.818	39.721	41.247	30.850	223.6	23:23.066	12		1:52.959	40.310	41.312	31.337	223.6	23:27.310
13	2	1:50.809	39.242	40.752	30.815	221.3	25:13.875	13		1:57.039 P	39.922	41.472	35.645	225.9	25:24.349
14	2	1:50.718	39.145	40.865	30.708	221.7	27:04.593	14		2:59.294	1:46.376	41.548	31.370		28:23.643
15	2	1:50.600	39.296	40.594	30.710	221.7	28:55.193	15		1:53.848	40.383	41.906	31.559	223.6	30:17.491
16	2	1:54.424 P	39.213	40.843	34.368	221.7	30:49.617	16		1:52.430	39.693	41.379	31.358	225.0	32:09.921
17	1	3:07.939	1:55.123	41.757	31.059		33:57.556	17		1:52.862	39.783	41.682	31.397	226.8	34:02.783
18	1	1:53.563	39.913	42.169	31.481	220.8	35:51.119	18		1:54.254	40.368	42.126	31.760	229.2	35:57.037
19	1	1:52.441	39.825	41.644	30.972	220.8	37:43.560	19		1:54.116	40.332	41.768	32.016	228.8	37:51.153
20	1	1:51.745	39.226	41.664	30.855	222.2	39:35.305	20		1:53.770	40.025	42.046	31.699	226.8	39:44.923
21	1	1:52.732	39.727	41.599	31.406	223.1	41:28.037	21		1:54.224	40.371	42.229	31.624	227.3	41:39.147
22	1	1:52.066	39.495	41.524	31.047	222.2	43:20.103	22		1:53.660	40.335	42.014	31.311	226.8	43:32.807
23	1	1:53.028	39.945	41.688	31.395	222.2	45:13.131	23		1:52.858	39.923	41.466	31.469	225.4	45:25.665
24	1	1:52.228	39.299	41.628	31.301	223.1	47:05.359	24		1:53.210	39.917	41.669	31.624	225.4	47:18.875
25	1	1:52.486	39.533	41.657	31.296	221.7	48:57.845	25		1:53.367	39.945	41.540	31.882	225.9	49:12.242
26	1	1:52.197	39.347	41.525	31.325	222.6	50:50.042	26		1:53.149	39.927	41.631	31.591	225.0	51:05.391
27	1	1:52.418	39.573	41.616	31.229	221.7	52:42.460	27		1:54.351	40.306	42.417	31.628	225.9	52:59.742
28	1	1:51.986	39.416	41.385	31.185	222.6	54:34.446	28		1:54.766	40.283	42.508	31.975	225.0	54:54.508
29	1	1:52.536	39.519	41.717	31.300	222.2	56:26.982	29		1:54.234	40.167	42.313	31.754	225.4	56:48.742





Hungaroring
GT Cup Open Europe
Race - 2
Lap Analysis



40

1 Gregor Zsigo

BMW M4

51

1 Aldo Festante

Porsche 911 GT3 Cup 2018

AM

2 Csaba Walter

Racing Trevor

PROAM

2

Ombra Racing

Lap	D	Time	Sector 1	Sector 2	Sector 3	T. Spd	Elapsed	Lap	D	Time	Sector 1	Sector 2	Sector 3	T. Spd	Elapsed
1	1	2:05.088	47.707	44.715	32.666	200.7	2:05.088	1	1	1:54.062	42.863	40.642	30.557	198.5	1:54.062
2	1	1:56.301	41.300	42.878	32.123	215.1	4:01.389	2	1	1:50.573	39.021	40.982	30.570	219.5	3:44.635
3	1	1:56.731	41.345	43.086	32.300	217.7	5:58.120	3	1	1:50.352	39.049	40.678	30.625	219.9	5:34.987
4	1	1:57.024	41.411	43.198	32.415	217.7	7:55.144	4	1	1:50.119	39.071	40.488	30.560	219.9	7:25.106
5	1	1:57.431	42.119	43.142	32.170	216.0	9:52.575	5	1	1:50.409	39.082	40.767	30.560	219.9	9:15.515
6	1	1:56.718	41.324	43.111	32.283	216.4	11:49.293	6	1	1:50.508	39.296	40.554	30.658	219.9	11:06.023
7	1	1:55.888	40.909	42.912	32.067	217.3	13:45.181	7	1	1:50.405	39.090	40.668	30.647	220.8	12:56.428
8	1	1:56.776	41.343	43.124	32.309	214.7	15:41.957	8	1	1:50.715	39.391	40.556	30.768	220.4	14:47.143
9	1	1:59.231	41.286	43.491	34.454	217.7	17:41.188	9	1	1:50.595	39.190	40.573	30.832	219.9	16:37.738
10	1	2:54.224	58.881	1:06.373	48.970	154.0	20:35.412	10	1	2:10.375	39.296	50.992	40.087	219.9	18:48.113
11	1	2:13.436	56.160	44.619	32.657	81.9	22:48.848	11	1	2:42.920	56.225	1:00.875	45.820	132.6	21:31.033
12	1	2:03.994 P	41.879	43.894	38.221	216.8	24:52.842	12	1	1:51.218	39.749	40.787	30.682	219.0	23:22.251
13	2	2:59.177	1:44.795	42.567	31.815		27:52.019	13	2	1:50.519	39.236	40.563	30.720	219.9	25:12.770
14	2	1:54.643	40.535	42.333	31.775	217.3	29:46.662	14	2	1:50.599	39.238	40.610	30.751	220.4	27:03.369
15	2	1:54.356	40.328	42.254	31.774	217.7	31:41.018	15	2	1:50.691	39.198	40.676	30.817	219.0	28:54.060
16	2	1:54.582	40.334	42.327	31.921	216.8	33:35.600	16	2	1:54.100 P	39.236	40.823	34.041	219.9	30:48.160
17	2	1:54.781	40.473	42.446	31.862	216.0	35:30.381	17	2	3:06.042	1:54.497	40.804	30.741		33:54.202
18	2	1:54.590	40.467	42.404	31.719	216.8	37:24.971	18	2	1:50.888	39.211	40.868	30.809	220.4	35:45.090
19	2	1:54.819	40.558	42.328	31.933	215.1	39:19.790	19	2	1:51.587	39.517	41.075	30.995	220.8	37:36.677
20	2	1:54.654	40.378	42.409	31.867	218.1	41:14.444	20	2	1:51.119	39.376	40.701	31.042	220.4	39:27.796
21	2	1:54.746	40.468	42.341	31.937	218.1	43:09.190	21	2	1:51.153	39.367	40.886	30.900	221.3	41:18.949
22	2	1:55.873	41.653	42.257	31.963	217.7	45:05.063	22	2	1:51.370	39.336	40.980	31.054	221.3	43:10.319
23	2	1:54.833	40.509	42.446	31.878	217.3	46:59.896	23	2	1:51.965	39.893	41.124	30.948	220.8	45:02.284
24	2	1:54.735	40.479	42.255	32.001	217.3	48:54.631	24	2	1:51.439	39.489	40.818	31.132	220.4	46:53.723
25	2	1:56.270	40.563	42.698	33.009	218.6	50:50.901	25	2	1:51.548	39.526	40.981	31.041	220.4	48:45.271
26	2	1:55.340	40.681	42.587	32.072	217.3	52:46.241	26	2	1:51.462	39.494	40.999	30.969	220.8	50:36.733
27	2	1:55.073	40.600	42.539	31.934	216.0	54:41.314	27	2	1:52.276	39.452	41.186	31.638	221.3	52:29.009
28	2	1:55.121	40.562	42.449	32.110	218.6	56:36.435	28	2	1:51.951	39.626	41.207	31.118	219.5	54:20.960
								29	2	1:53.310	39.819	41.723	31.768	220.4	56:14.270





Hungaroring
GT Cup Open Europe
Race - 2
Lap Analysis



77

1 Robert Hefler

Aston Martin Vantage

88

1 Stephane Adler

Aston Martin Vantage

PROAM

2 Philippe Valenza

Team Virage

AM

2 Michael Blanchemain

Team Virage

Lap	D	Time	Sector 1	Sector 2	Sector 3	T. Spd	Elapsed	Lap	D	Time	Sector 1	Sector 2	Sector 3	T. Spd	Elapsed
1	2	1:58.192	44.348	42.275	31.569	206.8	1:58.192	1	2	1:59.497	45.259	42.549	31.689	205.7	1:59.497
2	2	1:53.066	40.014	41.716	31.336	223.1	3:51.258	2	2	1:54.480	40.218	42.522	31.740	221.3	3:53.977
3	2	1:53.901	39.790	42.421	31.690	224.0	5:45.159	3	2	1:54.089	39.947	42.529	31.613	221.7	5:48.066
4	2	1:52.523	39.621	41.595	31.307	223.6	7:37.682	4	2	1:54.999	40.019	43.098	31.882	221.7	7:43.065
5	2	1:52.665	39.865	41.531	31.269	223.6	9:30.347	5	2	1:56.528	41.869	42.830	31.829	219.9	9:39.593
6	2	1:52.566	39.740	41.467	31.359	222.2	11:22.913	6	2	1:54.350	40.337	42.289	31.724	220.8	11:33.943
7	2	1:52.813	39.587	41.692	31.534	222.6	13:15.726	7	2	1:55.033	40.459	42.272	32.302	222.6	13:28.976
8	2	1:52.991	39.826	41.670	31.495	222.6	15:08.717	8	2	2:08.517 P	44.549	45.954	38.014	220.4	15:37.493
9	2	1:53.032	39.686	41.864	31.482	221.7	17:01.749	9	1	5:56.485	4:15.827	56.498	44.160		21:33.978
10	2	2:04.711	42.989	46.699	35.023	222.6	19:06.460	10	1	1:57.323	41.201	43.546	32.576	219.9	23:31.301
11	2	2:26.042	46.340	55.817	43.885	203.7	21:32.502	11	1	1:56.636	41.570	42.480	32.586	219.0	25:27.937
12	2	1:53.130	39.989	41.709	31.432	222.6	23:25.632	12	1	1:55.731	40.873	42.834	32.024	222.2	27:23.668
13	2	1:53.036	39.786	41.856	31.394	223.1	25:18.668	13	1	1:55.435	40.689	42.500	32.246	220.4	29:19.103
14	2	1:57.315 P	40.034	41.957	35.324	221.3	27:15.983	14	1	1:55.912	40.828	43.005	32.079	216.8	31:15.015
15	1	2:59.752	1:45.716	42.173	31.863		30:15.735	15	1	1:57.047	41.047	43.386	32.614	221.3	33:12.062
16	1	1:53.339	40.069	41.804	31.466	222.2	32:09.074	16	1	1:56.733	40.932	43.280	32.521	219.9	35:08.795
17	1	1:53.463	39.939	41.868	31.656	224.0	34:02.537	17	1	1:56.349	40.472	43.004	32.873	218.6	37:05.144
18	1	1:54.233	40.281	42.308	31.644	223.1	35:56.770	18	1	1:55.269	40.773	42.492	32.004	216.0	39:00.413
19	1	1:54.161	40.090	42.156	31.915	222.6	37:50.931	19	1	1:55.138	40.279	42.724	32.135	223.1	40:55.551
20	1	1:53.853	39.940	42.094	31.819	223.6	39:44.784	20	1	1:55.516	40.797	42.512	32.207	221.7	42:51.067
21	1	1:54.182	40.113	42.406	31.663	225.0	41:38.966	21	1	1:55.559	40.741	42.677	32.141	219.0	44:46.626
22	1	1:55.414	40.177	43.381	31.856	223.1	43:34.380	22	1	1:55.175	40.269	42.468	32.438	220.8	46:41.801
23	1	1:54.353	40.317	42.422	31.614	221.7	45:28.733	23	1	1:55.221	40.670	42.255	32.296	220.4	48:37.022
24	1	1:54.239	40.091	42.324	31.824	222.2	47:22.972	24	1	1:55.186	40.372	42.695	32.119	220.8	50:32.208
25	1	1:54.082	40.191	42.202	31.689	222.2	49:17.054	25	1	1:57.391	40.783	43.284	33.324	219.5	52:29.599
26	1	1:54.127	39.943	42.246	31.938	222.2	51:11.181	26	1	1:57.010	40.524	43.805	32.681	223.1	54:26.609
27	1	1:54.331	40.468	42.142	31.721	222.6	53:05.512	27	1	1:56.554	40.835	42.968	32.751	220.8	56:23.163
28	1	1:54.655	40.330	42.326	31.999	222.6	55:00.167								
29	1	1:54.381	40.308	42.163	31.910	222.2	56:54.548								

99

1 Antonio Coimbra

Mercedes AMG GT4 HP 2019

AM

2 Luis Silva

Sports and You

Lap	D	Time	Sector 1	Sector 2	Sector 3	T. Spd	Elapsed
1	2	2:01.350	46.839	42.942	31.569	209.3	2:01.350
2	2	1:54.507	40.279	42.207	32.021	223.6	3:55.857
3	2	1:53.698	39.884	42.030	31.784	225.0	5:49.555
4	2	1:54.083	40.030	42.389	31.664	226.8	7:43.638
5	2	1:53.579	40.119	41.950	31.510	225.0	9:37.217
6	2	1:54.745	39.975	42.077	32.693	225.0	11:31.962
7	2	1:53.948	40.159	42.169	31.620	224.0	13:25.910
8	2	1:54.156	40.564	42.026	31.566	224.0	15:20.066



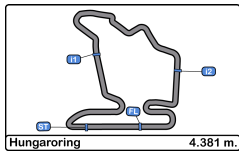


Hungaroring
GT Cup Open Europe
Race - 2
Analysis by Lap



Num	Lap Time	Gap	Num	Lap Time	Gap	Num	Lap Time	Gap	Num	Lap Time	Gap	Num	Lap Time	Gap			
Lap 1																	
51	1:54.062		26	1:54.071	18.656	77	1:52.991	21.574	26	1:52.959	05.059	77	1:53.339	1:20.914	13	3:03.152	1:19.026
22	1:55.409	01.347	40	1:57.024	30.038	10	1:53.813	29.748	88	1:57.323	2 Laps	26	1:52.430	1:21.761	10	1:52.984	1:30.565
13	1:56.475	02.413	Num Lap Time Gap			26	1:53.894	30.029	10	1:56.585	09.502	10	1:52.984	1:30.565	10	1:52.984	1:30.565
77	1:58.192	04.130	Lap 5			99	1:54.156	32.923	40	2:03.994	1:30.591	88	1:57.047	1 Lap	40	1:54.582	2:47.440
10	1:59.226	05.164	51	1:50.409		88	2:08.517	50.350	Num Lap Time Gap			Lap 13					
88	1:59.497	05.435	22	1:50.654	01.593	40	1:56.776	54.814	Lap 13			Num Lap Time Gap					
99	2:01.350	07.288	13	1:52.450	10.117	Num Lap Time Gap			Lap 13			Lap 17					
26	2:01.845	07.783	77	1:52.665	14.832	Lap 9			Lap 13			Lap 17					
40	2:05.088	11.026	10	1:53.782	19.226	51	1:50.595		51	1:50.519		22	1:50.809	01.105	51	3:06.042	
Num Lap Time Gap			99	1:53.579	21.702	22	1:50.475	01.137	77	1:53.036	05.898	13	1:52.098	03.349	22	3:07.939	03.354
Lap 2			26	1:53.656	21.903	13	1:52.168	15.670	26	1:57.039	11.579	77	1:53.463	08.335	13	1:52.252	05.236
51	1:50.573		88	1:56.528	24.078	77	1:53.032	24.011	88	1:56.636	2 Laps	26	1:52.862	08.581	77	1:53.463	08.335
22	1:50.450	01.224	40	1:57.431	37.060	26	1:52.813	32.247	10	1:58.353	17.336	10	1:53.184	17.707	26	1:52.862	08.581
13	1:52.426	04.266	Num Lap Time Gap			10	1:54.750	33.903	Num Lap Time Gap			88	1:56.733	1 Lap	10	1:53.184	17.707
77	1:53.066	06.623	Lap 6			40	1:59.231	1:03.450	Lap 14			40	1:54.781	1:36.179			
10	1:54.089	08.680	51	1:50.508		Num Lap Time Gap			51	1:50.599		Num Lap Time Gap					
88	1:54.480	09.342	22	1:50.386	01.471	Lap 10			22	1:50.718	01.224	Lap 18					
99	1:54.507	11.222	13	1:52.443	12.052	51	2:10.375		13	1:52.309	05.059	51	1:50.888				
26	1:54.273	11.483	77	1:52.566	16.890	22	2:10.099	00.861	77	1:57.315	12.614	22	1:53.563	06.029			
40	1:56.301	16.754	10	1:54.033	22.751	13	1:56.712	02.007	88	1:55.731	2 Laps	13	1:52.208	06.556			
Num Lap Time Gap			26	1:53.141	24.536	77	2:04.711	18.347	40	2:59.177	1 Lap	77	1:54.233	11.680			
Lap 3			99	1:54.745	25.939	26	2:01.289	23.161	26	2:59.294	1:20.274	26	1:54.254	11.947			
51	1:50.352		88	1:54.350	27.920	10	1:59.992	23.520	10	3:01.943	1:28.680	10	1:53.690	20.509			
22	1:50.181	01.053	40	1:56.718	43.270	40	2:54.224	1:47.299	Num Lap Time Gap			88	1:56.349	1 Lap			
13	1:52.390	06.304	Num Lap Time Gap			Num Lap Time Gap			Lap 15			40	1:54.590	1:39.881			
77	1:53.901	10.172	Lap 7			Lap 11			51	1:50.691		Num Lap Time Gap					
10	1:53.720	12.048	51	1:50.405		51	2:42.920		22	1:50.600	01.133	Lap 19					
88	1:54.089	13.079	22	1:50.626	01.692	22	2:42.274	00.215	13	1:55.606	09.974	51	1:51.587				
99	1:53.698	14.568	13	1:51.754	13.401	13	2:41.762	00.849	88	1:55.435	2 Laps	22	1:52.441	06.883			
26	1:53.573	14.704	77	1:52.813	19.298	77	2:26.042	01.469	40	1:54.643	1 Lap	13	1:52.596	07.565			
40	1:56.731	23.133	10	1:54.304	26.650	88	5:56.485	2 Laps	77	2:59.752	1:21.675	77	1:54.161	14.254			
Num Lap Time Gap			26	1:52.719	26.850	26	2:23.077	03.318	26	1:53.848	1:23.431	26	1:54.116	14.476			
Lap 4			99	1:53.948	29.482	10	2:23.535	04.135	10	1:53.692	1:31.681	10	1:53.282	22.204			
51	1:50.119		88	1:55.033	32.548	40	2:13.436	1:17.815	Num Lap Time Gap			88	1:55.269	1 Lap			
22	1:50.414	01.348	40	1:55.888	48.753	Num Lap Time Gap			Lap 16			40	1:54.819	1:43.113			
13	1:51.891	08.076	Num Lap Time Gap			Lap 12			51	1:54.100		Num Lap Time Gap					
77	1:52.523	12.576	Lap 8			51	1:51.218		22	1:54.424	01.457	Lap 20					
10	1:53.924	15.853	51	1:50.715		22	1:51.818	00.815	88	1:55.912	2 Laps	51	1:51.119				
88	1:54.999	17.959	22	1:50.280	01.257	13	1:52.139	01.770	40	1:54.356	1 Lap	22	1:51.745	07.509			



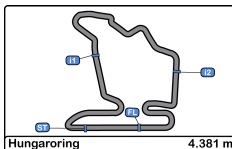


Hungaroring
GT Cup Open Europe
Race - 2
Analysis by Lap



Num	Lap Time	Gap	Num	Lap Time	Gap	Num	Lap Time	Gap
13	1:52.481	08.927	13	1:53.272	15.906	13	1:54.246	25.783
77	1:53.853	16.988	26	1:53.210	25.152	26	1:54.766	33.548
26	1:53.770	17.127	77	1:54.239	29.249	77	1:54.655	39.207
10	1:53.280	24.365	10	1:53.733	31.409	10	1:54.032	39.832
88	1:55.138	1 Lap	88	1:55.221	1 Lap	Num Lap Time Gap		
40	1:54.654	1:46.648	Num Lap Time Gap			Lap 29		
Num Lap Time Gap			Lap 25			51	1:53.310	
Lap 21			51	1:51.548		88	1:56.554	2 Laps
51	1:51.153		40	1:54.735	1 Lap	22	1:52.536	12.712
22	1:52.732	09.088	22	1:52.486	12.574	40	1:55.121	1 Lap
13	1:52.866	10.640	13	1:53.561	17.919	13	1:55.614	28.087
77	1:54.182	20.017	26	1:53.367	26.971	26	1:54.234	34.472
26	1:54.224	20.198	77	1:54.082	31.783	77	1:54.381	40.278
10	1:53.324	26.536	10	1:53.406	33.267	10	1:54.121	40.643
88	1:55.516	1 Lap	88	1:55.186	1 Lap	Num Lap Time Gap		
40	1:54.746	1:50.241	Num Lap Time Gap			Lap 26		
Num Lap Time Gap			Lap 26			51	1:51.462	
Lap 22			22	1:52.197	13.309	40	1:56.270	1 Lap
51	1:51.370		40	1:56.270	1 Lap	13	1:55.363	21.820
22	1:52.066	09.784	13	1:55.363	21.820	26	1:53.149	28.658
13	1:53.148	12.418	26	1:53.149	28.658	77	1:54.127	34.448
26	1:53.660	22.488	77	1:54.127	34.448	10	1:53.494	35.299
77	1:55.414	24.061	10	1:53.494	35.299	Num Lap Time Gap		
10	1:52.792	27.958	Num Lap Time Gap			Lap 27		
88	1:55.559	1 Lap	Num Lap Time Gap			51	1:52.276	
Num Lap Time Gap			Lap 27			88	1:57.391	2 Laps
Lap 23			22	1:52.418	13.451	40	1:55.340	1 Lap
51	1:51.965		40	1:55.340	1 Lap	13	1:53.944	23.488
40	1:55.873	1 Lap	13	1:53.944	23.488	26	1:54.351	30.733
22	1:53.028	10.847	26	1:54.351	30.733	77	1:54.331	36.503
13	1:53.620	14.073	77	1:54.331	36.503	10	1:54.728	37.751
26	1:52.858	23.381	10	1:54.728	37.751	Num Lap Time Gap		
77	1:54.353	26.449	Num Lap Time Gap			Lap 28		
10	1:53.122	29.115	Num Lap Time Gap			51	1:51.951	
88	1:55.175	1 Lap	Num Lap Time Gap			88	1:57.010	2 Laps
Num Lap Time Gap			Lap 28			22	1:51.986	13.486
Lap 24			22	1:51.986	13.486	40	1:55.073	1 Lap
51	1:51.439		40	1:55.073	1 Lap			
40	1:54.833	1 Lap						
22	1:52.228	11.636						



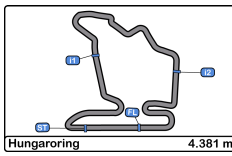


Hungaroring
GT Cup Open Europe
Race - 2
Best Sectors Results



Sector - 1				Sector - 2				Sector - 3				Ideal Lap vs Best Lap					
Clas	Nº	Driver	Time	Nº	Driver	Time	Nº	Driver	Time	Clas	Nº	Driver	Ideal Lap	Best Lap	Clas		
1	22	Leutwiler - Beltoise	38.930	51	Aldo Festante	40.488	22	Leutwiler - Beltoise	30.525	1	22	Leutwiler - Beltoise	1:49.966	1:50.181	2		
2	51	Aldo Festante	39.021	22	Leutwiler - Beltoise	40.511	51	Aldo Festante	30.557	2	51	Aldo Festante	1:50.066	1:50.119	1		
3	13	Jaume Font	39.282	26	Albert Estragues	41.073	13	Jaume Font	31.038	3	13	Jaume Font	1:51.407	1:51.411	3		
4	10	Díaz-Varela - Cerqueda	39.302	13	Jaume Font	41.087	77	Hefler - Valenza	31.269	4	26	Albert Estragues	1:51.939	1:52.430	4		
5	26	Albert Estragues	39.555	77	Hefler - Valenza	41.467	26	Albert Estragues	31.311	5	77	Hefler - Valenza	1:52.323	1:52.523	5		
6	77	Hefler - Valenza	39.587	10	Díaz-Varela - Cerqueda	41.813	10	Díaz-Varela - Cerqueda	31.323	6	10	Díaz-Varela - Cerqueda	1:52.438	1:52.792	6		
7	99	Coimbra - Silva	39.884	99	Coimbra - Silva	41.950	99	Coimbra - Silva	31.510	7	99	Coimbra - Silva	1:53.344	1:53.579	7		
8	88	Adler - Blanchemain	39.947	40	Zsigo - Walter	42.254	88	Adler - Blanchemain	31.613	8	88	Adler - Blanchemain	1:53.815	1:54.089	8		
9	40	Zsigo - Walter	40.328	88	Adler - Blanchemain	42.255	40	Zsigo - Walter	31.719	9	40	Zsigo - Walter	1:54.301	1:54.356	9		



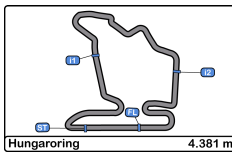


Hungaroring
GT Cup Open Europe
Race - 2
Leader Sequence



Nº	Entrant/Team	Nat	Driver 1	Nat	Driver 2	Nat	Vehicle	Cat	Start Lap	End Lap	Laps	Total Laps
51	Ombra Racing		Aldo Festante				Porsche 911 GT3 Cup 2018	PROAM	1	29	29	29



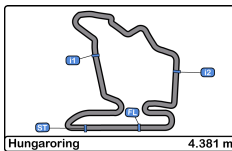


Hungaroring
GT Cup Open Europe
Race - 2
Best 5 Lap Times



Cl	Nº	Entrant/Team	Nat	Driver 1	Nat	Status	Driver 2	Nat	Status	Vehicle	Cat	Cl	Best 1		Best 2		Best 3		Best 4		Best 5	
													Time	Lap	Time	Lap	Time	Lap	Time	Lap	Time	Lap
1	51	Ombra Racing	ITA	Aldo Festante	ITA					Porsche 911 GT3 Cup 2018	PROAM	1	1:50.119	4	1:50.352	3	1:50.405	7	1:50.409	5	1:50.508	6
2	22	PZ Oberer Zürichsee by TFT	CHE	Niki Leutwiler	CHE		Vincent Beltoise	FRA		Porsche 911 Cup MY 2018	PROAM	2	1:50.181	3	1:50.280	8	1:50.386	6	1:50.414	4	1:50.450	2
3	13	Baporo Motorsport	ESP	Jaume Font	ESP					Porsche 991 Cup MY 2018	AM	1	1:51.411	8	1:51.754	7	1:51.891	4	1:52.098	13	1:52.139	12
4	26	NM Racing Team	ESP	Albert Estragues	ESP					Transam Euro 2018	AM	2	1:52.430	16	1:52.719	7	1:52.813	9	1:52.858	23	1:52.862	17
5	77	Team Virage	POL	Robert Hefler	HUN		Philippe Valenza	ESP		Aston Martin Vantage	PROAM	3	1:52.523	4	1:52.566	6	1:52.665	5	1:52.813	7	1:52.991	8
6	10	Baporo Motorsport	ESP	Daniel Díaz-Varela	ESP		Manel Cerqueda	AND		Audi R8 LMS	AM	3	1:52.792	22	1:52.984	16	1:53.122	23	1:53.184	17	1:53.280	20
7	99	Sports and You	PRT	Antonio Coimbra	PRT		Luis Silva	PRT		Mercedes AMG GT4 HP 2019	AM	4	1:53.579	5	1:53.698	3	1:53.948	7	1:54.083	4	1:54.156	8
8	88	Team Virage	POL	Stephane Adler	FRA		Michael Blanchemain	FRA		Aston Martin Vantage	AM	5	1:54.089	3	1:54.350	6	1:54.480	2	1:54.999	4	1:55.033	7
9	40	Racing Trevor	HUN	Gregor Zsigo	HUN		Csaba Walter	HUN		BMW M4	AM	6	1:54.356	15	1:54.582	16	1:54.590	18	1:54.643	14	1:54.654	20



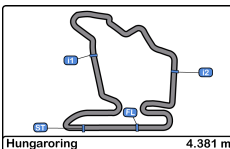


Hungaroring
GT Cup Open Europe
Race - 2
Best 5 Top Speeds



Cl	N°	Entrant/Team	Nat	Driver 1	Nat	Driver 2	Nat	Vehicle	Cat	Cl	Top 1		Top 2		Top 3		Top 4		Top 5		Avg
											Km/h	Lap	Km/h	Lap	Km/h	Lap	Km/h	Lap	Km/h	Lap	
1	26	NM Racing Team	ESP	Albert Estragues	ESP			Transam Euro 2018	AM	1	229.2	18	228.8	19	228.3	3	228.3	4	227.8	8	228.5
2	99	Sports and You	PRT	Antonio Coimbra	PRT	<u>Luis Silva</u>	PRT	Mercedes AMG GT4 HP 2019	AM	2	226.8	4	225.0	3	225.0	5	225.0	6	224.5	9	225.2
3	10	Baporo Motorsport	ESP	<u>Daniel Díaz-Varela</u>	ESP	Manel Cerqueda	AND	Audi R8 LMS	AM	3	225.9	29	225.0	24	225.0	27	225.0	28	224.5	18	225.0
4	77	Team Virage	POL	Robert Hefler	HUN	<u>Philippe Valenza</u>	ESP	Aston Martin Vantage	PROAM	1	225.0	21	224.0	3	224.0	17	223.6	4	223.6	5	224.0
5	22	PZ Oberer Zürichsee by TFT	CHE	Niki Leutwiler	CHE	<u>Vincent Beltoise</u>	FRA	Porsche 911 Cup MY 2018	PROAM	2	223.6	12	223.1	8	223.1	21	223.1	24	222.6	7	223.1
6	88	Team Virage	POL	Stephane Adler	FRA	<u>Michael Blanchemain</u>	FRA	Aston Martin Vantage	AM	4	223.1	19	223.1	26	222.6	7	222.2	12	221.7	3	222.5
7	51	Ombra Racing	ITA	Aldo Festante	ITA			Porsche 911 GT3 Cup 2018	PROAM	3	221.3	21	221.3	22	221.3	27	220.8	7	220.8	19	221.1
8	13	Baporo Motorsport	ESP	Jaume Font	ESP			Porsche 991 Cup MY 2018	AM	5	220.8	21	220.8	22	220.4	18	220.4	23	220.4	24	220.5
9	40	Racing Trevor	HUN	<u>Gregor Zsigo</u>	HUN	Csaba Walter	HUN	BMW M4	AM	6	218.6	25	218.6	28	218.1	20	218.1	21	217.7	3	218.2



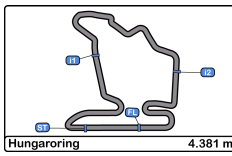


Hungaroring
GT Cup Open Europe
Race - 2
Fastest Laps Sequence



Lap	Time of Day	Session Time	Nº	Entrant/Team	Nat	Driver 1	Nat	Driver 2	Nat	Vehicle	Cat	Time	Km/h
2	12:01:56.038	3:45.038	51	Ombra Racing		Aldo Festante				Porsche 911 GT3 Cup 2018	PROAM	1:50.573	142.6
2	12:01:57.262	3:46.262	22	PZ Oberer Zürichsee by TFT		Niki Leutwiler		Vincent Beltoise		Porsche 911 Cup MY 2018	PROAM	1:50.450	142.7
3	12:03:46.390	5:35.390	51	Ombra Racing		Aldo Festante				Porsche 911 GT3 Cup 2018	PROAM	1:50.352	142.9
3	12:03:47.442	5:36.442	22	PZ Oberer Zürichsee by TFT		Niki Leutwiler		Vincent Beltoise		Porsche 911 Cup MY 2018	PROAM	1:50.181	143.1
4	12:05:36.508	7:25.508	51	Ombra Racing		Aldo Festante				Porsche 911 GT3 Cup 2018	PROAM	1:50.119	143.2





Hungaroring
GT Cup Open Europe

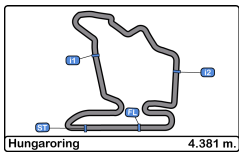
Race - 2

Event Best Maximum Speed



Nº	Entrant/Team	Nat	Driver 1	Nat	Driver 2	Nat	Vehicle	Cat	Km/h	Session
26	NM Racing Team		Albert Estragues				Transam Euro 2018	AM	229.2	Race - 2
99	Sports and You		Antonio Coimbra		Luis Silva		Mercedes AMG GT4 HP 2019	AM	228.8	Free Practice - 1
10	Baporo Motorsport		Daniel Díaz-Varela		Manel Cerqueda		Audi R8 LMS	AM	226.4	Free Practice - 2
88	Team Virage		Stephane Adler		Michael Blanchemain		Aston Martin Vantage	AM	225.4	Free Practice - 1
77	Team Virage		Robert Hefler		Philippe Valenza		Aston Martin Vantage	PROAM	225.0	Race - 2
22	PZ Oberer Zürichsee by TFT		Niki Leutwiler		Vincent Beltoise		Porsche 911 Cup MY 2018	PROAM	224.0	Free Practice - 3
51	Ombra Racing		Aldo Festante				Porsche 911 GT3 Cup 2018	PROAM	223.6	Free Practice - 1
40	Racing Trevor		Gregor Zsigo		Csaba Walter		BMW M4	AM	222.2	Free Practice - 3
13	Baporo Motorsport		Jaume Font				Porsche 991 Cup MY 2018	AM	222.2	Qualifying - 1 Driver - 1



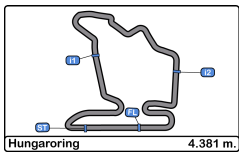


Hungaroring
GT Cup Open Europe
Race - 2
Lap Chart

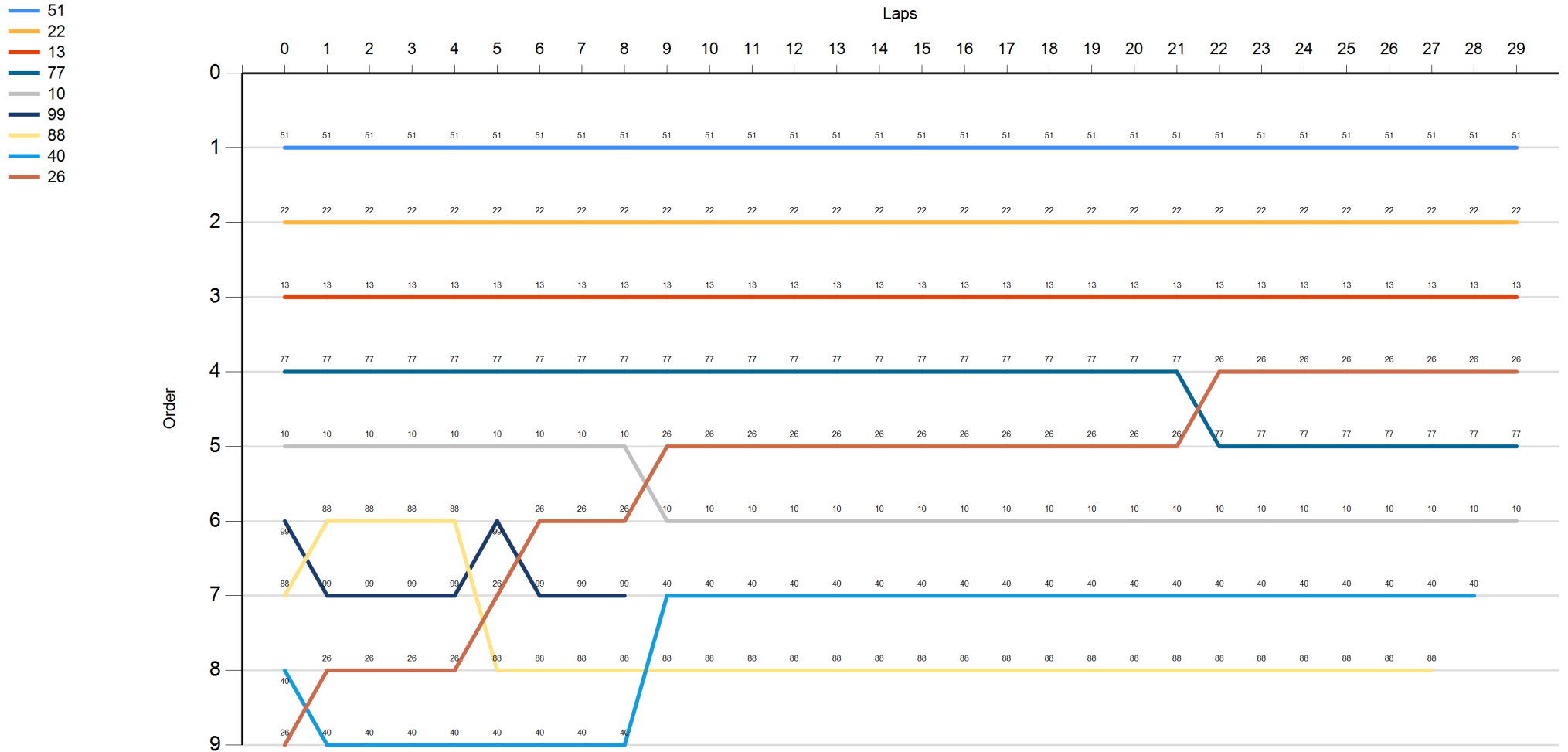


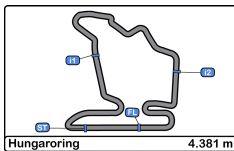
LAP																															
Nr	Po	Grid	1	2	3	4	5	6	7	8	9	10	11	12	13	14	15	16	17	18	19	20	21	22	23	24	25	26	27	28	29
51	1	51	51	51	51	51	51	51	51	51	51	51	51	51	51	51	51	51	51	51	51	51	51	51	51	51	51	51	51	51	
22	2	22	22	22	22	22	22	22	22	22	22	22	22	22	22	22	22	22	22	22	22	22	22	22	22	22	22	22	22	22	22
13	3	13	13	13	13	13	13	13	13	13	13	13	13	13	13	13	13	13	13	13	13	13	13	13	13	13	13	13	13	13	13
77	4	77	77	77	77	77	77	77	77	77	77	77	77	77	77	77	77	77	77	77	77	77	77	26	26	26	26	26	26	26	26
10	5	10	10	10	10	10	10	10	10	10	26	26	26	26	26	26	26	26	26	26	26	26	26	77	77	77	77	77	77	77	77
99	6	99	88	88	88	88	99	26	26	26	10	10	10	10	10	10	10	10	10	10	10	10	10	10	10	10	10	10	10	10	10
88	7	88	99	99	99	99	26	99	99	99	40	40	40	40	40	40	40	40	40	40	40	40	40	40	40	40	40	40	40	40	40
40	8	40	26	26	26	26	88	88	88	88	88	88	88	88	88	88	88	88	88	88	88	88	88	88	88	88	88	88	88	88	88
26	9	26	40	40	40	40	40	40	40	40	40	40	40	40	40	40	40	40	40	40	40	40	40	40	40	40	40	40	40	40	40





Hungaroring
GT Cup Open Europe
Race - 2
Graphic Lap Chart





Hungaroring
GT Cup Open Europe
Race - 2
Pit Stop Analysis



Nr.	In Day Time	Entrant/Team	Nat	Driver 1	Nat	Driver 2	Nat	Vehicle	Cat	In Time	Stop N°	Pit Time	Handicap	Penalty
40	12:23:01.909	Racing Trevor		Gregor Zsigo		Csaba Walter		BMW M4	AM	24:50.507	1	1:08.382	1:05	
26	12:23:33.273	NM Racing Team		Albert Estragues				Transam Euro 2018	AM	25:21.871	1	1:10.116	1:05	
10	12:23:39.015	Baporo Motorsport		Daniel Díaz-Varela		Manel Cerqueda		Audi R8 LMS	AM	25:27.613	1	1:10.496	1:10	
77	12:25:24.968	Team Virage		Robert Hefler		Philippe Valenza		Aston Martin Vantage	PROAM	27:13.566	1	1:09.395	1:05	
13	12:27:12.995	Baporo Motorsport		Jaume Font				Porsche 991 Cup MY 2018	AM	29:01.593	1	1:15.412	1:15	
51	12:28:56.985	Ombra Racing		Aldo Festante				Porsche 911 GT3 Cup 2018	PROAM	30:45.583	1	1:20.218	1:20	
22	12:28:58.569	PZ Oberer Zürichsee by TFT		Niki Leutwiler		Vincent Beltoise		Porsche 911 Cup MY 2018	PROAM	30:47.167	1	1:20.383	1:15	

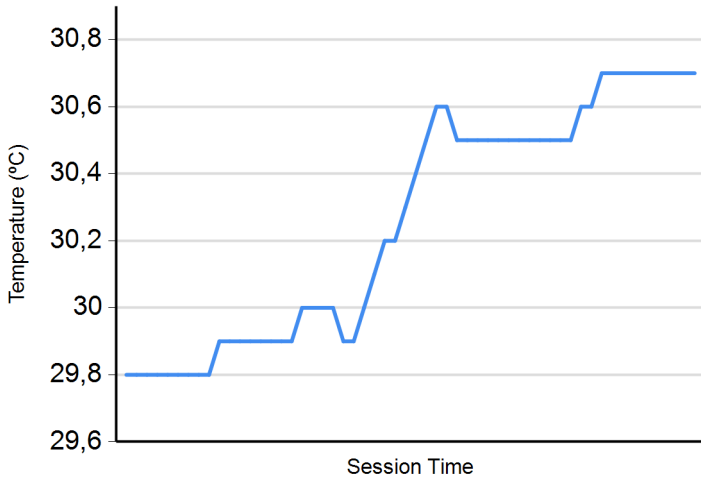




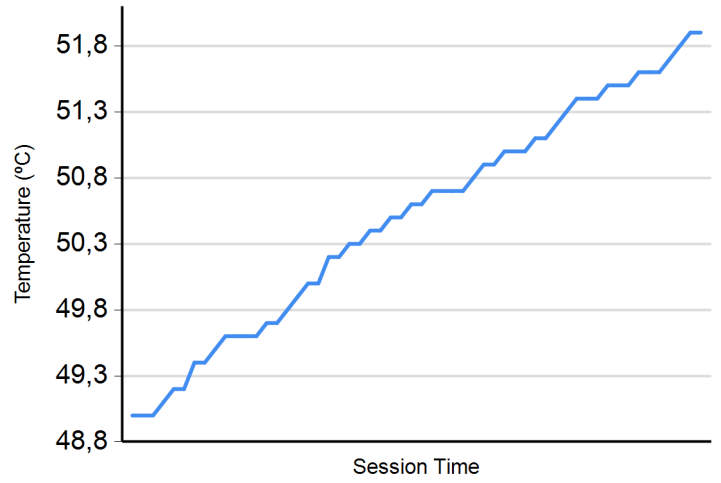
Hungaroring
GT Cup Open Europe
Race - 2
Weather Report



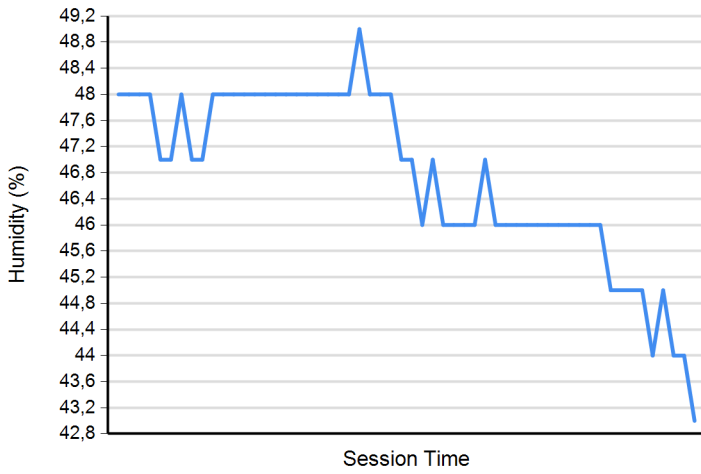
Air Temperature



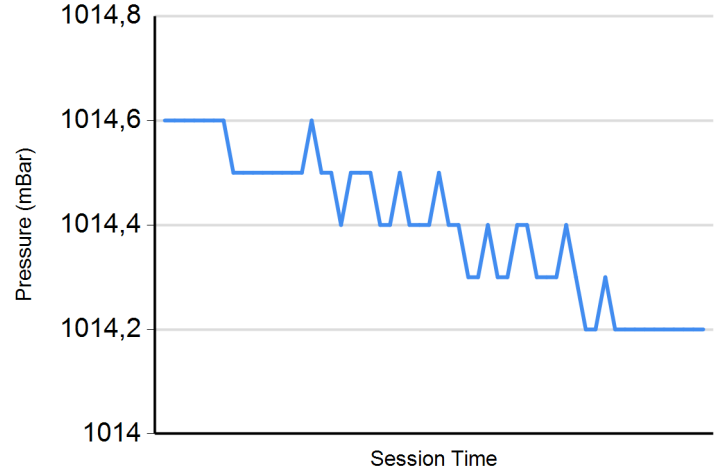
Track Temperature



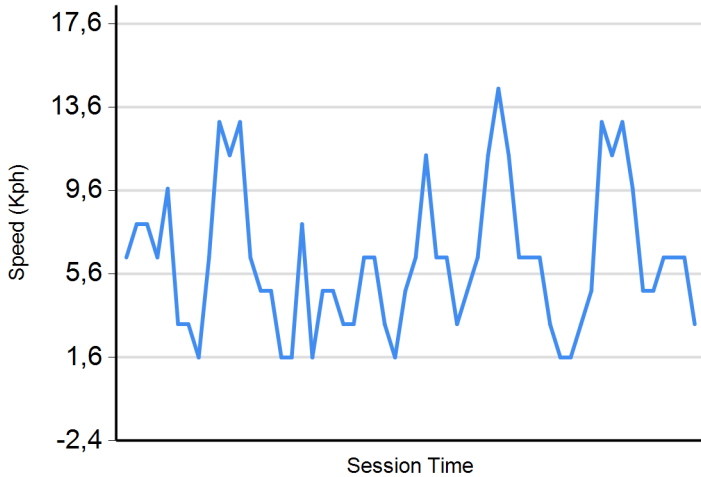
Humidity



Pressure



Wind Speed



Wind direction

North = 0°/360° Est = 90° South = 180° West = 270°

