

Hungaroring
GT Cup Open Europe
Race - 1



Provisional Results

Cls	Nº	Entrant/Team	Nat	Driver 1	Nat	Driver 2	Nat	Vehicle	Cat	Cl	Laps	Total Time	Gap	Interval	Km/h	Best	Time	Km/h	
1	13	Baporo Motorsport	ESP	Jaume Font	ESP			Porsche 991 Cup MY 2018	AM	1	28	55:50.338			131.8	3	1:51.728	141.1	
2	22	PZ Oberer Zürichsee by TFT	CHE	<u>Niki Leutwiler</u>	CHE	Vicent Beltoise	FRA	Porsche 911 Cup MY 2018	PROAM	1	28	55:53.109	2.771	2.771	131.7	11	1:51.017	142.0	
3	51	Ombra Racing	ITA	Aldo Festante	ITA			Porsche 911 GT3 Cup 2018	PROAM	2	28	56:10.985	20.647	17.876	131.0	3	1:50.941	142.1	
4	10	Baporo Motorsport	ESP	Daniel Díaz-Varela	ESP	<u>Manel Cerqueda</u>	AND	Audi R8 LMS	AM	2	28	56:45.993	55.655	35.008	129.6	11	1:52.450	140.2	
5	99	Sports and You	PRT	<u>Antonio Coimbra</u>	PRT	Luis Silva	PRT	Mercedes AMG GT4 HP 2019	AM	3	28	56:53.764	1:03.426	7.771	129.3	12	1:52.320	140.4	
6	88	Team Virage	POL	<u>Stephane Adler</u>	FRA	Michael Blanchemain	FRA	Aston Martin Vantage	AM	4	28	57:30.509	1:40.171	36.745	127.9	15	1:53.338	139.1	
7	40	Racing Trevor	SVK	Gregor Zsigo	SVK	<u>Csaba Walter</u>	HUN	BMW M4	AM	5	27	56:47.124	1 Lap	1 Lap	124.9	10	1:54.597	137.6	
Not classified: (Requirements: 75% of number laps of leader = 21 Laps)																			
	77	Team Virage	POL	<u>Robert Hefler</u>	HUN	Philippe Valenza	ESP	Aston Martin Vantage	PROAM	3	10	21:32.886	18 Laps	17 Laps	121.9	9	1:53.030	139.5	
	26	NM Racing Team	ESP	Albert Estragues	ESP			Transam Euro 2018	AM	6	2	3:52.334	26 Laps	8 Laps	135.7	2	1:53.172	139.3	

Fastest lap Aldo Festante in 1:50.941 at 142.2 Km/h in lap 3

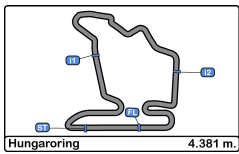
CAR 99 - 10 SECONDS TIME PENALTY ADDED TO RACE TIME - DRIVER CHANGE OUT OF WINDOW

Published at:.....

Track Temp: 50.9 °C Air Temp: 31.1 °C Humidity: 41 % Track Status: DRY

Stewards:	Race Director:	Timekeeper:
------------------	-----------------------	--------------------





Hungaroring
GT Cup Open Europe
Race - 1
Provisional Results by Class




Cls	Nº	Entrant/Team	Nat	Driver 1	Nat	Driver 2	Nat	Vehicle	Cat	Cl	Laps	Total Time	Gap	Interval	Km/h	Best	Time	Km/h
PROAM																		
1	22	PZ Oberer Zürichsee by TFT	CH	<u>Niki Leutwiler</u>	CH	Vicent Beltoise	FR	Porsche 911 Cup MY 2018	PROAM	1	28	55:53.109			131.7	11	1:51.017	142.0
2	51	Ombra Racing	IT	Aldo Festante	IT			Porsche 911 GT3 Cup 2018	PROAM	2	28	56:10.985	20.647	17.876	131.0	3	1:50.941	142.1
Not classified: (Requirements: 75% of number laps of leader = 21 Laps)																		
	77	Team Virage	PL	<u>Robert Hefler</u>	HU	Philippe Valenza	ES	Aston Martin Vantage	PROAM	3	10	21:32.886	18 Laps	18 Laps	121.9	9	1:53.030	139.5
AM																		
1	13	Baporo Motorsport	ES	Jaume Font	ES			Porsche 991 Cup MY 2018	AM	1	28	55:50.338			131.8	3	1:51.728	141.1
2	10	Baporo Motorsport	ES	Daniel Díaz-Varela	ES	<u>Manel Cerqueda</u>	AN	Audi R8 LMS	AM	2	28	56:45.993	55.655	55.655	129.6	11	1:52.450	140.2
3	99	Sports and You	PT	<u>Antonio Coimbra</u>	PT	Luis Silva	PT	Mercedes AMG GT4 HP 2019	AM	3	28	56:53.764	1:03.426	7.771	129.3	12	1:52.320	140.4
4	88	Team Virage	FR	<u>Stephane Adler</u>	FR	Michael Blanchemain	FR	Aston Martin Vantage	AM	4	28	57:30.509	1:40.171	36.745	127.9	15	1:53.338	139.1
5	40	Racing Trevor	SK	Gregor Zsigo	SK	<u>Csaba Walter</u>	HU	BMW M4	AM	5	27	56:47.124	1 Lap	1 Lap	124.9	10	1:54.597	137.6
Not classified: (Requirements: 75% of number laps of leader = 21 Laps)																		
	26	NM Racing Team	ES	Albert Estragues	ES			Transam Euro 2018	AM	6	2	3:52.334	26 Laps	25 Laps	135.7	2	1:53.172	139.3

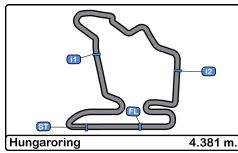
Fastest lap Aldo Festante in 1:50.941 at 142.2 Km/h in lap 3

Published at:.....

Track Temp: **50.9 °C** Air Temp: **31.1 °C** Humidity: **41 %** Track Status: **DRY**

Stewards:	Race Director:	Timekeeper: 
------------------	-----------------------	--





Hungaroring

GT Cup Open Europe

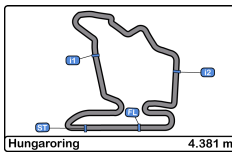
Race - 1



Provisional Classification by Driver Fastest Lap

Cl	Nº	Entrant/Team	Nat	Vehicle	Driver	Nat	Cat	Cl	Laps	Best	Time	Gap	Interval	Km/h
1	51	Ombra Racing	ITA	Porsche 911 GT3 Cup 2018	Aldo Festante	ITA	PROAM	1	28	3	1:50.941			142.1
2	22	PZ Oberer Zürichsee by TFT	CHE	Porsche 911 Cup MY 2018	Niki Leutwiler	CHE	PROAM	2	13	11	1:51.017	0.076	0.076	142.0
3	22	PZ Oberer Zürichsee by TFT	CHE	Porsche 911 Cup MY 2018	Vicent Beltoise	FRA	PROAM	3	15	11	1:51.027	0.086	0.010	142.0
4	13	Baporo Motorsport	ESP	Porsche 991 Cup MY 2018	Jaume Font	ESP	AM	1	28	3	1:51.728	0.787	0.701	141.1
5	99	Sports and You	PRT	Mercedes AMG GT4 HP 2019	Antonio Coimbra	PRT	AM	2	15	12	1:52.320	1.379	0.592	140.4
6	10	Baporo Motorsport	ESP	Audi R8 LMS	Manel Cerqueda	AND	AM	3	14	11	1:52.450	1.509	0.130	140.2
7	77	Team Virage	POL	Aston Martin Vantage	Robert Hefler	HUN	PROAM	4	10	9	1:53.030	2.089	0.580	139.5
8	26	NM Racing Team	ESP	Transam Euro 2018	Albert Estragues	ESP	AM	4	2	2	1:53.172	2.231	0.142	139.3
9	10	Baporo Motorsport	ESP	Audi R8 LMS	Daniel Díaz-Varela	ESP	AM	5	14	12	1:53.281	2.340	0.109	139.2
10	88	Team Virage	POL	Aston Martin Vantage	Michael Blanchemain	FRA	AM	6	16	3	1:53.338	2.397	0.057	139.1
11	99	Sports and You	PRT	Mercedes AMG GT4 HP 2019	Luis Silva	PRT	AM	7	13	8	1:54.405	3.464	1.067	137.8
12	40	Racing Trevor	SVK	BMW M4	Csaba Walter	HUN	AM	8	13	10	1:54.597	3.656	0.192	137.6
13	88	Team Virage	POL	Aston Martin Vantage	Stephane Adler	FRA	AM	9	12	2	1:54.759	3.818	0.162	137.4
14	40	Racing Trevor	SVK	BMW M4	Gregor Zsigo	SVK	AM	10	14	13	1:57.181	6.240	2.422	134.5





Hungaroring
GT Cup Open Europe

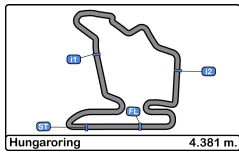
Race - 1

Distance and Speed Average



Cls	Nº	Entrant/Team	Nat	Driver 1	Nat	Driver 2	Nat	Vehicle	Cat	Cls	Laps	Distance	Total Time	Km/h
1	13	Baporo Motorsport	ESP	Jaume Font	ESP			Porsche 991 Cup MY 2018	AM	1	28	122.66	55:50.338	131.8
2	22	PZ Oberer Zürichsee by TFT	CHE	<u>Niki Leutwiler</u>	CHE	Vicent Beltoise	FRA	Porsche 911 Cup MY 2018	PROAM	1	28	122.66	55:53.109	131.7
3	51	Ombra Racing	ITA	Aldo Festante	ITA			Porsche 911 GT3 Cup 2018	PROAM	2	28	122.66	56:10.985	131.0
4	10	Baporo Motorsport	ESP	Daniel Díaz-Varela	ESP	<u>Manel Cerqueda</u>	AND	Audi R8 LMS	AM	2	28	122.66	56:45.993	129.6
5	99	Sports and You	PRT	<u>Antonio Coimbra</u>	PRT	Luis Silva	PRT	Mercedes AMG GT4 HP 2019	AM	3	28	122.66	56:53.764	129.3
6	88	Team Virage	POL	<u>Stephane Adler</u>	FRA	Michael Blanchemain	FRA	Aston Martin Vantage	AM	4	28	122.66	57:30.509	127.9
7	40	Racing Trevor	SVK	Gregor Zsigo	SVK	<u>Csaba Walter</u>	HUN	BMW M4	AM	5	27	118.28	56:47.124	124.9
Not classified: (Requirements: 75% of number laps of leader = 21 Laps)														
	77	Team Virage	POL	<u>Robert Hefler</u>	HUN	Philippe Valenza	ESP	Aston Martin Vantage	PROAM	3	10	43.81	21:32.886	121.9
	26	NM Racing Team	ESP	Albert Estragues	ESP			Transam Euro 2018	AM	6	2	08.76	3:52.334	135.7





Hungaroring
GT Cup Open Europe
Race - 1
Lap Analysis



10							13								
1 Daniel Díaz-Varela Audi R8 LMS							1 Jaime Font Porsche 991 Cup MY 2018								
AM							AM								
2 Manel Cerqueda Baporo Motorsport							2 Baporo Motorsport								
Lap	D	Time	Sector 1	Sector 2	Sector 3	T. Spd	Elapsed	Lap	D	Time	Sector 1	Sector 2	Sector 3	T. Spd	Elapsed
1	2	2:01.402	46.874	43.102	31.426	204.9	2:01.402	1	1	1:56.774	43.927	41.888	30.959	195.6	1:56.774
2	2	1:55.471	40.110	43.987	31.374	225.0	3:56.873	2	2	1:51.963	39.458	41.579	30.926	220.4	3:48.737
3	2	1:56.987	39.611	42.403	34.973	225.4	5:53.860	3	3	1:51.728	39.534	41.185	31.009	220.4	5:40.465
4	2	2:25.592	46.256	55.001	44.335	184.3	8:19.452	4	4	2:34.621	52.964	57.175	44.482	146.1	8:15.086
5	2	2:41.555	58.140	57.738	45.677	100.0	11:01.007	5	5	2:41.634	57.976	59.345	44.313	134.3	10:56.720
6	2	2:39.115	56.401	58.760	43.954	109.5	13:40.122	6	6	2:40.756	56.742	59.699	44.315	149.3	13:37.476
7	2	1:56.317	41.811	42.875	31.631	218.1	15:36.439	7	7	1:53.025	39.966	41.873	31.186	219.5	15:30.501
8	2	1:52.696	39.453	41.729	31.514	225.0	17:29.135	8	8	1:52.051	39.542	41.367	31.142	220.4	17:22.552
9	2	1:52.675	39.306	41.879	31.490	224.5	19:21.810	9	9	1:52.148	39.586	41.347	31.215	219.9	19:14.700
10	2	1:52.579	39.244	41.846	31.489	224.5	21:14.389	10	10	1:52.029	39.279	41.401	31.349	220.4	21:06.729
11	2	1:52.450	39.293	41.698	31.459	224.0	23:06.839	11	11	1:52.251	39.413	41.571	31.267	220.8	22:58.980
12	2	1:53.247	39.323	42.391	31.533	223.6	25:00.086	12	12	1:52.198	39.493	41.325	31.380	220.8	24:51.178
13	2	1:53.053	39.416	42.069	31.568	224.0	26:53.139	13	13	1:55.546 P	39.376	41.431	34.739	220.8	26:46.724
14	2	1:59.011 P	39.808	43.826	35.377	222.6	28:52.150	14	14	2:52.038	1:39.712	41.414	30.912		29:38.762
15	1	3:09.175	1:54.431	42.978	31.766		32:01.325	15	15	1:52.079	39.465	41.424	31.190	219.5	31:30.841
16	1	1:53.707	40.036	42.377	31.294	222.2	33:55.032	16	16	1:51.806	39.332	41.306	31.168	220.4	33:22.647
17	1	1:54.481	39.908	42.943	31.630	221.7	35:49.513	17	17	1:52.358	39.501	41.576	31.281	220.8	35:15.005
18	1	1:53.833	39.876	42.362	31.595	222.6	37:43.346	18	18	1:52.398	39.322	41.714	31.362	221.3	37:07.403
19	1	1:54.185	40.227	42.337	31.621	223.1	39:37.531	19	19	1:52.706	39.652	41.710	31.344	221.3	39:00.109
20	1	1:55.860	41.176	42.940	31.744	222.6	41:33.391	20	20	1:52.138	39.449	41.394	31.295	220.8	40:52.247
21	1	1:54.074	39.743	42.642	31.689	223.1	43:27.465	21	21	1:52.179	39.346	41.676	31.157	220.8	42:44.426
22	1	1:54.159	39.695	42.855	31.609	222.6	45:21.624	22	22	1:52.752	39.773	41.774	31.205	220.8	44:37.178
23	1	1:54.271	39.929	42.529	31.813	221.7	47:15.895	23	23	1:52.202	39.547	41.455	31.200	220.8	46:29.380
24	1	1:54.509	40.007	42.728	31.774	222.6	49:10.404	24	24	1:52.323	39.388	41.561	31.374	220.4	48:21.703
25	1	1:53.512	39.942	42.123	31.447	223.6	51:03.916	25	25	1:51.945	39.421	41.334	31.190	220.4	50:13.648
26	1	1:53.281	39.761	42.102	31.418	223.6	52:57.197	26	26	1:52.128	39.408	41.579	31.141	220.8	52:05.776
27	1	1:53.359	39.510	42.303	31.546	222.2	54:50.556	27	27	1:52.013	39.342	41.449	31.222	220.8	53:57.789
28	1	1:55.437	40.029	43.528	31.880	222.2	56:45.993	28	28	1:52.549	39.885	41.389	31.275	219.9	55:50.338





Hungaroring
GT Cup Open Europe
Race - 1
Lap Analysis



22

1 Niki Leutwiler Porsche 911 Cup MY 2018

PROAM

2 Vicent Beltoise

PZ Oberer Zürichsee by TFT

AM

1 Gregor Zsigo

BMW M4

2 Csaba Walter

Racing Trevor

Lap	D	Time	Sector 1	Sector 2	Sector 3	T. Spd	Elapsed	Lap	D	Time	Sector 1	Sector 2	Sector 3	T. Spd	Elapsed
1	1	1:56.098	43.695	41.622	30.781	198.8	1:56.098	1	2	2:00.359	45.964	42.490	31.905	200.3	2:00.359
2	1	1:51.617	39.494	41.281	30.842	223.1	3:47.715	2	2	1:56.166	41.278	43.072	31.816	216.4	3:56.525
3	1	1:51.872	39.540	41.318	31.014	222.2	5:39.587	3	2	1:58.632	41.072	42.264	35.296	216.4	5:55.157
4	1	2:34.527	52.709	57.532	44.286	171.9	8:14.114	4	2	2:25.073	45.908	54.656	44.509	183.3	8:20.230
5	1	2:41.597	57.996	59.764	43.837	158.8	10:55.711	5	2	2:41.503	57.970	58.054	45.479	95.6	11:01.733
6	1	2:41.467	56.932	59.919	44.616	151.2	13:37.178	6	2	2:38.640	56.459	58.652	43.529	111.2	13:40.373
7	1	1:52.524	39.979	41.465	31.080	220.4	15:29.702	7	2	1:57.074	41.835	43.007	32.232	221.7	15:37.447
8	1	1:52.056	39.578	41.394	31.084	221.3	17:21.758	8	2	1:55.075	40.706	42.556	31.813	217.7	17:32.522
9	1	1:51.575	39.417	41.189	30.969	222.2	19:13.333	9	2	1:54.660	40.726	42.165	31.769	217.3	19:27.182
10	1	1:51.209	39.175	41.095	30.939	221.7	21:04.542	10	2	1:54.597	40.289	42.370	31.938	217.3	21:21.779
11	1	1:51.017	38.968	41.158	30.891	222.2	22:55.559	11	2	1:54.707	40.545	42.370	31.792	213.8	23:16.486
12	1	1:51.533	39.164	41.271	31.098	221.7	24:47.092	12	2	1:54.701	40.558	42.241	31.902	214.7	25:11.187
13	1	1:55.689 P	39.403	41.303	34.983	222.6	26:42.781	13	2	1:58.801 P	40.699	42.454	35.648	216.4	27:09.988
14	2	3:07.785	1:55.272	41.729	30.784		29:50.566	14	1	4:03.127	2:45.926	44.504	32.697		31:13.115
15	2	1:52.137	39.517	41.422	31.198	220.8	31:42.703	15	1	1:57.552	41.528	43.586	32.438	217.3	33:10.667
16	2	1:51.600	39.366	41.452	30.782	222.2	33:34.303	16	1	1:57.359	41.456	43.636	32.267	215.1	35:08.026
17	2	1:52.803	40.124	41.622	31.057	222.6	35:27.106	17	1	1:58.118	41.433	44.157	32.528	215.5	37:06.144
18	2	1:51.681	39.312	41.538	30.831	222.2	37:18.787	18	1	1:58.491	42.216	43.585	32.690	216.4	39:04.635
19	2	1:51.206	39.199	41.289	30.718	223.1	39:09.993	19	1	1:58.707	41.852	43.659	33.196	215.1	41:03.342
20	2	1:51.388	39.060	41.305	31.023	223.6	41:01.381	20	1	1:57.419	41.560	43.393	32.466	217.3	43:00.761
21	2	1:51.822	39.210	41.589	31.023	224.0	42:53.203	21	1	1:58.667	42.533	43.609	32.525	215.5	44:59.428
22	2	1:51.537	39.313	41.414	30.810	222.6	44:44.740	22	1	1:57.982	41.950	43.617	32.415	214.7	46:57.410
23	2	1:51.706	39.395	41.355	30.956	222.2	46:36.446	23	1	1:57.371	41.616	43.517	32.238	216.8	48:54.781
24	2	1:51.027	38.969	41.196	30.862	222.2	48:27.473	24	1	1:57.221	41.269	43.498	32.454	216.8	50:52.002
25	2	1:51.258	39.191	41.323	30.744	222.6	50:18.731	25	1	1:57.407	41.592	43.355	32.460	215.1	52:49.409
26	2	1:51.493	39.279	41.389	30.825	223.6	52:10.224	26	1	1:57.181	41.137	43.402	32.642	215.5	54:46.590
27	2	1:51.374	39.270	41.216	30.888	222.6	54:01.598	27	1	2:00.534	43.115	45.096	32.323	214.7	56:47.124
28	2	1:51.511	39.207	41.332	30.972	223.6	55:53.109								

26

1 Albert Estragues Transam Euro 2018

AM

2

NM Racing Team

Lap	D	Time	Sector 1	Sector 2	Sector 3	T. Spd	Elapsed
1		1:59.162	45.435	42.217	31.510	198.5	1:59.162
2		1:53.172	39.811	41.802	31.559	227.3	3:52.334
3			40.536			227.3	





Hungaroring
GT Cup Open Europe
Race - 1
Lap Analysis



51

1 Aldo Festante

Porsche 911 GT3 Cup 2018

88

1 Stephane Adler

Aston Martin Vantage

PROAM

2

Ombra Racing

AM

2 Michael Blanchemain

Team Virage

Lap	D	Time	Sector 1	Sector 2	Sector 3	T. Spd	Elapsed	Lap	D	Time	Sector 1	Sector 2	Sector 3	T. Spd	Elapsed
1		1:55.375	43.325	41.303	30.747	197.0	1:55.375	1	1	2:02.987	47.075	43.807	32.105	200.7	2:02.987
2		1:51.244	39.613	40.920	30.711	218.6	3:46.619	2	1	1:54.759	40.687	42.354	31.718	222.2	3:57.746
3		1:50.941	39.351	40.723	30.867	219.5	5:37.560	3	1	1:57.765	40.167	43.167	34.431	223.6	5:55.511
4		2:35.788	53.687	57.828	44.273	154.7	8:13.348	4	1	2:25.331	45.978	54.601	44.752	182.1	8:20.842
5		2:41.562	57.882	59.603	44.077	148.5	10:54.910	5	1	2:41.574	57.932	58.240	45.402	96.4	11:02.416
6		2:41.677	56.764	1:00.184	44.729	139.3	13:36.587	6	1	2:38.376	56.334	58.710	43.332	110.5	13:40.792
7		1:51.459	39.503	41.094	30.862	217.7	15:28.046	7	1	1:56.830	41.888	42.830	32.112	217.3	15:37.622
8		1:51.382	39.486	41.015	30.881	219.9	17:19.428	8	1	1:55.373	40.711	42.775	31.887	221.7	17:32.995
9		1:51.471	39.606	40.900	30.965	219.9	19:10.899	9	1	1:54.926	40.580	42.189	32.157	222.2	19:27.921
10		1:51.385	39.434	41.009	30.942	219.5	21:02.284	10	1	1:55.300	40.120	43.183	31.997	221.3	21:23.221
11		1:51.623	39.609	40.912	31.102	220.8	22:53.907	11	1	1:56.617	41.004	43.240	32.373	222.2	23:19.838
12		1:52.196	39.763	41.299	31.134	219.9	24:46.103	12	1	2:00.978 P	40.367	42.729	37.882	221.3	25:20.816
13		1:55.894 P	39.613	41.423	34.858	220.4	26:41.997	13	2	3:28.373	2:11.995	44.614	31.764		28:49.189
14		3:12.940	2:00.768	41.029	31.143		29:54.937	14	2	1:54.887	40.784	42.724	31.379	220.4	30:44.076
15		1:51.601	39.269	41.083	31.249	219.5	31:46.538	15	2	1:53.338	39.845	41.818	31.675	222.2	32:37.414
16		1:51.541	39.294	41.218	31.029	220.4	33:38.079	16	2	1:55.062	40.260	42.751	32.051	222.6	34:32.476
17		1:53.937	39.383	42.001	32.553	221.3	35:32.016	17	2	1:54.494	40.527	42.348	31.619	220.8	36:26.970
18		1:53.404	40.763	41.605	31.036	219.5	37:25.420	18	2	1:54.375	40.164	42.216	31.995	222.2	38:21.345
19		1:52.021	39.423	41.500	31.098	221.3	39:17.441	19	2	1:55.727	41.039	42.699	31.989	217.3	40:17.072
20		1:52.090	39.483	41.357	31.250	221.3	41:09.531	20	2	1:54.719	40.292	42.412	32.015	223.1	42:11.791
21		1:52.677	39.598	41.870	31.209	221.7	43:02.208	21	2	1:55.015	40.476	42.830	31.709	219.5	44:06.806
22		1:53.048	40.030	41.472	31.546	220.4	44:55.256	22	2	1:55.014	40.146	42.986	31.882	220.8	46:01.820
23		1:52.478	39.896	41.188	31.394	220.4	46:47.734	23	2	1:54.656	40.150	42.596	31.910	220.8	47:56.476
24		1:52.188	39.666	41.340	31.182	220.4	48:39.922	24	2	1:55.142	40.497	42.342	32.303	221.3	49:51.618
25		1:52.749	39.736	41.543	31.470	220.8	50:32.671	25	2	1:54.590	40.144	42.572	31.874	222.6	51:46.208
26		1:52.513	39.846	41.297	31.370	220.4	52:25.184	26	2	1:54.494	40.292	42.406	31.796	223.1	53:40.702
27		1:52.742	39.787	41.438	31.517	220.8	54:17.926	27	2	1:55.282	39.865	43.278	32.139	223.1	55:35.984
28		1:53.059	39.738	41.702	31.619	220.8	56:10.985	28	2	1:54.525	40.110	42.519	31.896	221.7	57:30.509

77

1 Robert Hefler

Aston Martin Vantage

PROAM

2 Philippe Valenza

Team Virage

Lap	D	Time	Sector 1	Sector 2	Sector 3	T. Spd	Elapsed
1	1	1:58.770	45.079	42.184	31.507	197.4	1:58.770
2	1	1:53.327	39.685	41.993	31.649	224.5	3:52.097
3	1	1:54.042	39.867	41.740	32.435	223.6	5:46.139
4	1	2:31.300	49.406	56.953	44.941	163.6	8:17.439
5	1	2:42.499	58.416	58.429	45.654	121.7	10:59.938
6	1	2:38.567	56.087	59.170	43.310	122.5	13:38.505
7	1	1:53.694	40.301	41.819	31.574	223.6	15:32.199
8	1	1:53.066	39.834	41.846	31.386	225.0	17:25.265
9	1	1:53.030	39.596	41.538	31.896	224.5	19:18.295
10	1	2:14.591 P	39.999	41.659	52.933	221.7	21:32.886





Hungaroring
GT Cup Open Europe
Race - 1
Lap Analysis



99 1 Antonio Coimbra Mercedes AMG GT4 HP 2019

AM 2 Luis Silva Sports and You

Lap	D	Time	Sector 1	Sector 2	Sector 3	T. Spd	Elapsed
1	1	1:57.528	44.740	41.859	30.929	200.3	1:57.528
2	1	1:52.647	39.887	41.884	30.876	226.4	3:50.175
3	1	1:52.445	39.833	41.567	31.045	224.5	5:42.620
4	1	2:33.870	51.637	57.249	44.984	146.1	8:16.490
5	1	2:41.872	58.007	59.050	44.815	138.2	10:58.362
6	1	2:39.871	56.414	59.597	43.860	127.5	13:38.233
7	1	1:52.976	40.117	41.929	30.930	223.6	15:31.209
8	1	1:52.453	39.510	41.824	31.119	226.4	17:23.662
9	1	1:52.708	39.620	41.862	31.226	224.0	19:16.370
10	1	1:52.780	39.451	42.168	31.161	223.6	21:09.150
11	1	1:52.708	39.384	42.079	31.245	225.4	23:01.858
12	1	1:52.320	39.419	41.817	31.084	225.0	24:54.178
13	1	1:52.635	39.576	41.866	31.193	225.0	26:46.813
14	1	1:53.016	39.561	42.059	31.396	224.0	28:39.829
15	1	1:53.307	40.044	41.993	31.270	224.0	30:33.136
16	2	1:56.966 P	39.658	42.405	34.903	225.0	32:30.102
17	2	3:01.745	1:45.345	43.802	32.598		35:31.847
18	2	1:56.918	40.703	44.376	31.839	223.6	37:28.765
19	2	1:55.803	40.820	43.342	31.641	225.0	39:24.568
20	2	1:56.435	40.151	43.807	32.477	224.5	41:21.003
21	2	1:56.059	40.762	43.420	31.877	224.0	43:17.062
22	2	1:55.794	40.770	43.068	31.956	222.6	45:12.856
23	2	1:54.405	39.968	42.687	31.750	224.0	47:07.261
24	2	1:54.970	40.073	43.000	31.897	224.0	49:02.231
25	2	1:55.903	40.276	43.547	32.080	225.4	50:58.134
26	2	1:55.503	40.495	43.218	31.790	224.0	52:53.637
27	2	1:54.427	40.018	42.398	32.011	225.4	54:48.064
28	2	1:55.700	40.644	42.986	32.070	224.5	56:43.764





Hungaroring
GT Cup Open Europe
Race - 1
Analysis by Lap



Num	Lap Time	Gap
Lap 1		
51	1:55.375	
22	1:56.098	00.723
13	1:56.774	01.399
99	1:57.528	02.153
77	1:58.770	03.395
26	1:59.162	03.787
40	2:00.359	04.984
10	2:01.402	06.027
88	2:02.987	07.612

Num	Lap Time	Gap
Lap 2		
51	1:51.244	
22	1:51.617	01.096
13	1:51.963	02.118
99	1:52.647	03.556
77	1:53.327	05.478
26	1:53.172	05.715
40	1:56.166	09.906
10	1:55.471	10.254
88	1:54.759	11.127

Num	Lap Time	Gap
Lap 3		
51	1:50.941	
22	1:51.872	02.027
13	1:51.728	02.905
99	1:52.445	05.060
77	1:54.042	08.579
10	1:56.987	16.300
40	1:58.632	17.597
88	1:57.765	17.951

Num	Lap Time	Gap
Lap 4		
51	2:35.788	
22	2:34.527	00.766
13	2:34.621	01.738
99	2:33.870	03.142
77	2:31.300	04.091
10	2:25.592	06.104
40	2:25.073	06.882

Num	Lap Time	Gap
88	2:25.331	07.494

Num	Lap Time	Gap
Lap 5		
51	2:41.562	
22	2:41.597	00.801
13	2:41.634	01.810
99	2:41.872	03.452
77	2:42.499	05.028
10	2:41.555	06.097
40	2:41.503	06.823
88	2:41.574	07.506

Num	Lap Time	Gap
Lap 6		
51	2:41.677	
22	2:41.467	00.591
13	2:40.756	00.889
99	2:39.871	01.646
77	2:38.567	01.918
10	2:39.115	03.535
40	2:38.640	03.786
88	2:38.376	04.205

Num	Lap Time	Gap
Lap 7		
51	1:51.459	
22	1:52.524	01.656
13	1:53.025	02.455
99	1:52.976	03.163
77	1:53.694	04.153
10	1:56.317	08.393
40	1:57.074	09.401
88	1:56.830	09.576

Num	Lap Time	Gap
Lap 8		
51	1:51.382	
22	1:52.056	02.330
13	1:52.051	03.124
99	1:52.453	04.234
77	1:53.066	05.837
10	1:52.696	09.707
40	1:55.075	13.094

Num	Lap Time	Gap
88	1:55.373	13.567

Num	Lap Time	Gap
Lap 9		
51	1:51.471	
22	1:51.575	02.434
13	1:52.148	03.801
99	1:52.708	05.471
77	1:53.030	07.396
10	1:52.675	10.911
40	1:54.660	16.283
88	1:54.926	17.022

Num	Lap Time	Gap
Lap 10		
51	1:51.385	
22	1:51.209	02.258
13	1:52.029	04.445
99	1:52.780	06.866
10	1:52.579	12.105
40	1:54.597	19.495
88	1:55.300	20.937
77	2:14.591	30.602

Num	Lap Time	Gap
Lap 11		
51	1:51.623	
22	1:51.017	01.652
13	1:52.251	05.073
99	1:52.708	07.951
10	1:52.450	12.932
40	1:54.707	22.579
88	1:56.617	25.931

Num	Lap Time	Gap
Lap 12		
51	1:52.196	
22	1:51.533	00.989
13	1:52.198	05.075
99	1:52.320	08.075
10	1:53.247	13.983
40	1:54.701	25.084
88	2:00.978	34.713

Num	Lap Time	Gap
Lap 13		
51	1:55.894	
22	1:55.689	00.784
13	1:55.546	04.727
99	1:52.635	04.816
10	1:53.053	11.142
40	1:58.801	27.991

Num	Lap Time	Gap
Lap 14		
99	1:53.016	
88	3:28.373	1 Lap
10	1:59.011	12.321
13	2:52.038	58.933
22	3:07.785	1:10.737
51	3:12.940	1:15.108

Num	Lap Time	Gap
Lap 15		
99	1:53.307	
88	1:54.887	1 Lap
40	4:03.127	1 Lap
13	1:52.079	57.705
22	1:52.137	1:09.567
51	1:51.601	1:13.402
10	3:09.175	1:28.189

Num	Lap Time	Gap
Lap 16		
99	1:56.966	
88	1:53.338	1 Lap
40	1:57.552	1 Lap
13	1:51.806	52.545
22	1:51.600	1:04.201
51	1:51.541	1:07.977
10	1:53.707	1:24.930
88	1:55.062	2:02.374
40	1:57.359	2:37.924

Num	Lap Time	Gap
Lap 17		
13	1:52.358	
22	1:52.803	12.101
99	3:01.745	16.842

Num	Lap Time	Gap
51	1:53.937	17.011
10	1:54.481	34.508
88	1:54.494	1:11.965
40	1:58.118	1:51.139

Num	Lap Time	Gap
Lap 18		
13	1:52.398	
22	1:51.681	11.384
51	1:53.404	18.017
99	1:56.918	21.362
10	1:53.833	35.943
88	1:54.375	1:13.942

Num	Lap Time	Gap
Lap 19		
13	1:52.706	
40	1:58.491	1 Lap
22	1:51.206	09.884
51	1:52.021	17.332
99	1:55.803	24.459
10	1:54.185	37.422
88	1:55.727	1:16.963

Num	Lap Time	Gap
Lap 20		
13	1:52.138	
22	1:51.388	09.134
40	1:58.707	1 Lap
51	1:52.090	17.284
99	1:56.435	28.756
10	1:55.860	41.144
88	1:54.719	1:19.544

Num	Lap Time	Gap
Lap 21		
13	1:52.179	
22	1:51.822	08.777
40	1:57.419	1 Lap
51	1:52.677	17.782
99	1:56.059	32.636
10	1:54.074	43.039
88	1:55.015	1:22.380





Hungaroring
GT Cup Open Europe
Race - 1
Analysis by Lap



Num	Lap Time	Gap
-----	----------	-----

Lap 22

13	1:52.752	
22	1:51.537	07.562
51	1:53.048	18.078
40	1:58.667	1 Lap
99	1:55.794	35.678
10	1:54.159	44.446
88	1:55.014	1:24.642

Num	Lap Time	Gap
-----	----------	-----

Lap 23

13	1:52.202	
22	1:51.706	07.066
51	1:52.478	18.354
40	1:57.982	1 Lap
99	1:54.405	37.881
10	1:54.271	46.515
88	1:54.656	1:27.096

Num	Lap Time	Gap
-----	----------	-----

Lap 24

13	1:52.323	
22	1:51.027	05.770
51	1:52.188	18.219
40	1:57.371	1 Lap
99	1:54.970	40.528
10	1:54.509	48.701
88	1:55.142	1:29.915

Num	Lap Time	Gap
-----	----------	-----

Lap 25

13	1:51.945	
22	1:51.258	05.083
51	1:52.749	19.023
40	1:57.221	1 Lap
99	1:55.903	44.486
10	1:53.512	50.268
88	1:54.590	1:32.560

Num	Lap Time	Gap
-----	----------	-----

Lap 26

13	1:52.128	
22	1:51.493	04.448
51	1:52.513	19.408

Num	Lap Time	Gap
-----	----------	-----

Lap 27

40	1:57.407	1 Lap
99	1:55.503	47.861
10	1:53.281	51.421
88	1:54.494	1:34.926

Num	Lap Time	Gap
-----	----------	-----

Lap 28

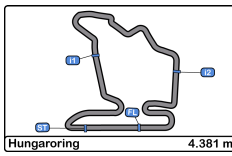
13	1:52.013	
22	1:51.374	03.809
51	1:52.742	20.137
40	1:57.181	1 Lap
99	1:54.427	50.275
10	1:53.359	52.767
88	1:55.282	1:38.195

Num	Lap Time	Gap
-----	----------	-----

Lap 28

13	1:52.549	
22	1:51.511	02.771
51	1:53.059	20.647
99	1:55.700	53.426
10	1:55.437	55.655
40	2:00.534	1 Lap
88	1:54.525	1:40.171



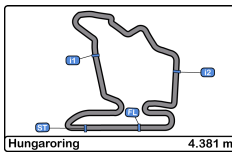


Hungaroring
GT Cup Open Europe
Race - 1
Best Sectors Results



Sector - 1				Sector - 2				Sector - 3				Ideal Lap vs Best Lap				
Clas	Nº	Driver	Time	Nº	Driver	Time	Nº	Driver	Time	Clas	Nº	Driver	Ideal Lap	Best Lap	Clas	
1	22	Leutwiler - Beltoise	38.968	51	Aldo Festante	40.723	51	Aldo Festante	30.711	1	51	Aldo Festante	1:50.703	1:50.941	1	
2	10	Díaz-Varela - Cerqueda	39.244	22	Leutwiler - Beltoise	41.095	22	Leutwiler - Beltoise	30.718	2	22	Leutwiler - Beltoise	1:50.781	1:51.017	2	
3	51	Aldo Festante	39.269	13	Jaume Font	41.185	99	Coimbra - Silva	30.876	3	13	Jaume Font	1:51.376	1:51.728	3	
4	13	Jaume Font	39.279	77	Hefler - Valenza	41.538	13	Jaume Font	30.912	4	99	Coimbra - Silva	1:51.827	1:52.320	4	
5	99	Coimbra - Silva	39.384	99	Coimbra - Silva	41.567	10	Díaz-Varela - Cerqueda	31.294	5	10	Díaz-Varela - Cerqueda	1:52.236	1:52.450	5	
6	77	Hefler - Valenza	39.596	10	Díaz-Varela - Cerqueda	41.698	88	Adler - Blanchemain	31.379	6	77	Hefler - Valenza	1:52.520	1:53.030	6	
7	26	Albert Estragues	39.811	26	Albert Estragues	41.802	77	Hefler - Valenza	31.386	7	88	Adler - Blanchemain	1:53.042	1:53.338	8	
8	88	Adler - Blanchemain	39.845	88	Adler - Blanchemain	41.818	26	Albert Estragues	31.510	8	26	Albert Estragues	1:53.123	1:53.172	7	
9	40	Zsigo - Walter	40.289	40	Zsigo - Walter	42.165	40	Zsigo - Walter	31.769	9	40	Zsigo - Walter	1:54.223	1:54.597	9	



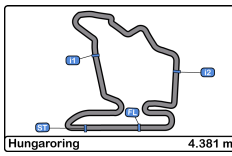


Hungaroring
 GT Cup Open Europe
 Race - 1
 Leader Sequence



Nº	Entrant/Team	Nat	Driver 1	Nat	Driver 2	Nat	Vehicle	Cat	Start Lap	End Lap	Laps	Total Laps
51	Ombra Racing		Aldo Festante				Porsche 911 GT3 Cup 2018	PROAM	1	13	13	13
99	Sports and You		<u>Antonio Coimbra</u>		Luis Silva		Mercedes AMG GT4 HP 2019	AM	14	16	3	3
13	Baporo Motorsport		Jaume Font				Porsche 991 Cup MY 2018	AM	17	28	12	12



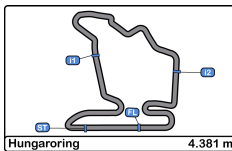


Hungaroring
GT Cup Open Europe
Race - 1
Best 5 Lap Times



Cl	Nº	Entrant/Team	Nat	Driver 1	Nat	Status	Driver 2	Nat	Status	Vehicle	Cat	Cl	Best 1		Best 2		Best 3		Best 4		Best 5		
													Time	Lap	Time	Lap	Time	Lap	Time	Lap	Time	Lap	
1	51	Ombra Racing	ITA	Aldo Festante	ITA					Porsche 911 GT3 Cup 2018	PROAM	1	1:50.941	3	1:51.244	2	1:51.382	8	1:51.385	10	1:51.459	7	
2	22	PZ Oberer Zürichsee by TFT	CHE	<u>Niki Leutwiler</u>	CHE		Vicent Beltoise	FRA		Porsche 911 Cup MY 2018	PROAM	2	1:51.017	11	1:51.027	24	1:51.206	19	1:51.209	10	1:51.258	25	
3	13	Baporo Motorsport	ESP	Jaume Font	ESP					Porsche 991 Cup MY 2018	AM	1	1:51.728	3	1:51.806	16	1:51.945	25	1:51.963	2	1:52.013	27	
4	99	Sports and You	PRT	<u>Antonio Coimbra</u>	PRT		Luis Silva	PRT		Mercedes AMG GT4 HP 2019	AM	2	1:52.320	12	1:52.445	3	1:52.453	8	1:52.635	13	1:52.647	2	
5	10	Baporo Motorsport	ESP	Daniel Díaz-Varela	ESP		<u>Manel Cerqueda</u>	AND		Audi R8 LMS	AM	3	1:52.450	11	1:52.579	10	1:52.675	9	1:52.696	8	1:53.053	13	
6	77	Team Virage	POL	<u>Robert Hefler</u>	HUN		Philippe Valenza	ESP		Aston Martin Vantage	PROAM	3	1:53.030	9	1:53.066	8	1:53.327	2	1:53.694	7	1:54.042	3	
7	26	NM Racing Team	ESP	Albert Estragues	ESP					Transam Euro 2018	AM	4	1:53.172	2	1:59.162	1							
8	88	Team Virage	FRA	<u>Stephane Adler</u>	FRA		Michael Blanchemain	FRA		Aston Martin Vantage	AM	5	1:53.338	15	1:54.375	18	1:54.494	17	1:54.494	26	1:54.525	28	
9	40	Racing Trevor	HUN	Gregor Zsigo	HUN		<u>Csaba Walter</u>	HUN		BMW M4	AM	6	1:54.597	10	1:54.660	9	1:54.701	12	1:54.707	11	1:55.075	8	



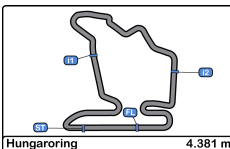


Hungaroring
GT Cup Open Europe
Race - 1
Best 5 Top Speeds



Cl	Nº	Entrant/Team	Nat	Driver 1	Nat	Driver 2	Nat	Vehicle	Cat	Cl	Top 1		Top 2		Top 3		Top 4		Top 5		Avg
											Km/h	Lap	Km/h	Lap	Km/h	Lap	Km/h	Lap	Km/h	Lap	
1	26	NM Racing Team	ESP	Albert Estragues	ESP			Transam Euro 2018	AM	1	227.3	2	227.3	3	198.5	1					217.7
2	99	Sports and You	PRT	Antonio Coimbra	PRT	Luis Silva	PRT	Mercedes AMG GT4 HP 2019	AM	2	226.4	2	226.4	8	225.4	11	225.4	25	225.4	27	225.8
3	10	Baporo Motorsport	ESP	Daniel Díaz-Varela	ESP	Manel Cerqueda	AND	Audi R8 LMS	AM	3	225.4	3	225.0	2	225.0	8	224.5	9	224.5	10	224.9
4	77	Team Virage	POL	Robert Hefler	HUN	Philippe Valenza	ESP	Aston Martin Vantage	PROAM	1	225.0	8	224.5	2	224.5	9	223.6	3	223.6	7	224.2
5	22	PZ Oberer Zürichsee by TFT	CHE	Niki Leutwiler	CHE	Vicent Beltoise	FRA	Porsche 911 Cup MY 2018	PROAM	2	224.0	21	223.6	20	223.6	26	223.6	28	223.1	2	223.6
6	88	Team Virage	POL	Stephane Adler	FRA	Michael Blanchemain	FRA	Aston Martin Vantage	AM	4	223.6	3	223.1	20	223.1	26	223.1	27	222.6	16	223.1
7	40	Racing Trevor	SVK	Gregor Zsigo	SVK	Csaba Walter	HUN	BMW M4	AM	5	221.7	7	217.7	8	217.3	9	217.3	10	217.3	15	218.2
8	51	Ombra Racing	ITA	Aldo Festante	ITA			Porsche 911 GT3 Cup 2018	PROAM	3	221.7	21	221.3	17	221.3	19	221.3	20	220.8	11	221.3
9	13	Baporo Motorsport	ESP	Jaume Font	ESP			Porsche 991 Cup MY 2018	AM	6	221.3	18	221.3	19	220.8	11	220.8	12	220.8	13	221.0



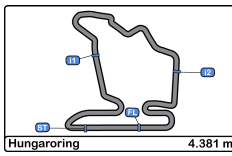


Hungaroring
GT Cup Open Europe
Race - 1
Fastest Laps Sequence



Lap	Time of Day	Session Time	Nº	Entrant/Team	Nat	Driver 1	Nat	Driver 2	Nat	Vehicle	Cat	Time	Km/h
2	12:02:05.352	3:46.352	51	Ombra Racing		Aldo Festante				Porsche 911 GT3 Cup 2018	PROAM	1:51.244	141.7
3	12:03:56.293	5:37.293	51	Ombra Racing		Aldo Festante				Porsche 911 GT3 Cup 2018	PROAM	1:50.941	142.1





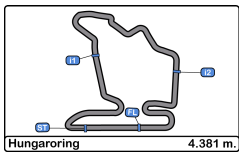
Hungaroring
GT Cup Open Europe
Race - 1



Event Best Maximum Speed

Nº	Entrant/Team	Nat	Driver 1	Nat	Driver 2	Nat	Vehicle	Cat	Km/h	Session
99	Sports and You	PRT	Antonio Coimbra	PRT	Luis Silva	PRT	Mercedes AMG GT4 HP 2019	AM	228.8	Free Practice - 1
26	NM Racing Team	ESP	Albert Estragues	ESP			Transam Euro 2018	AM	227.3	Race - 1
10	Baporo Motorsport	ESP	Daniel Díaz-Varela	ESP	Manel Cerqueda	ESP	Audi R8 LMS	AM	226.4	Free Practice - 1
88	Team Virage	POL	Stephane Adler	FRA	Michael Blanchemain	FRA	Aston Martin Vantage	AM	225.4	Free Practice - 1
77	Team Virage	POL	Robert Hefler	HUN	Philippe Valenza	ESP	Aston Martin Vantage	PROAM	225.0	Race - 1
22	PZ Oberer Zürichsee by TFT	CHE	Niki Leutwiler	CHE	Vicent Beltoise	FRA	Porsche 911 Cup MY 2018	PROAM	224.0	Free Practice - 3
51	Ombra Racing	ITA	Aldo Festante	ITA			Porsche 911 GT3 Cup 2018	PROAM	223.6	Free Practice - 1
40	Racing Trevor	SVK	Gregor Zsigo	SVK	Csaba Walter	HUN	BMW M4	AM	222.2	Free Practice - 3
13	Baporo Motorsport	ESP	Jaume Font	ESP			Porsche 991 Cup MY 2018	AM	222.2	Qualifying - 1 Driver - 1





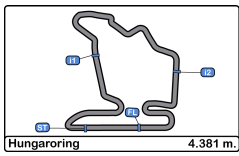
Hungaroring
GT Cup Open Europe
Race - 1
Lap Chart



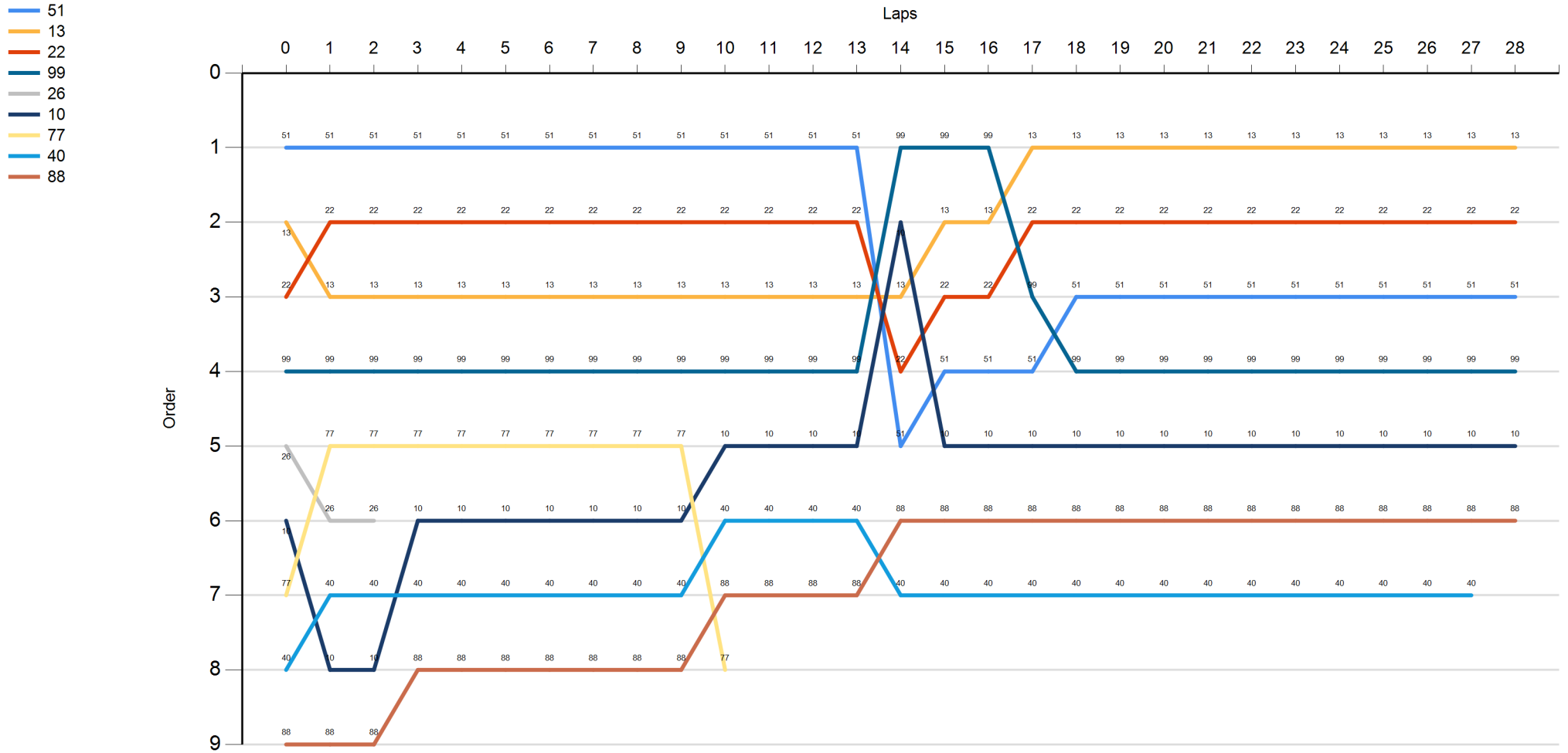
LAP

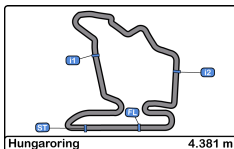
Nr	Po	Grid	1	2	3	4	5	6	7	8	9	10	11	12	13	14	15	16	17	18	19	20	21	22	23	24	25	26	27	28	
51	1	51	51	51	51	51	51	51	51	51	51	51	51	51	51	99	99	99	13	13	13	13	13	13	13	13	13	13	13	13	
13	2	13	22	22	22	22	22	22	22	22	22	22	22	22	22	10	13	13	22	22	22	22	22	22	22	22	22	22	22	22	22
22	3	22	13	13	13	13	13	13	13	13	13	13	13	13	13	13	22	22	99	51	51	51	51	51	51	51	51	51	51	51	51
99	4	99	99	99	99	99	99	99	99	99	99	99	99	99	99	22	51	51	51	99	99	99	99	99	99	99	99	99	99	99	99
26	5	26	77	77	77	77	77	77	77	77	77	10	10	10	10	51	10	10	10	10	10	10	10	10	10	10	10	10	10	10	10
10	6	10	26	26	10	10	10	10	10	10	10	40	40	40	40	88	88	88	88	88	88	88	88	88	88	88	88	88	88	88	88
77	7	77	40	40	40	40	40	40	40	40	40	88	88	88	88	40	40	40	40	40	40	40	40	40	40	40	40	40	40	40	40
40	8	40	10	10	88	88	88	88	88	88	88	77																			
88	9	88	88	88																											





Hungaroring
GT Cup Open Europe
Race - 1
Graphic Lap Chart





Hungaroring
GT Cup Open Europe
Race - 1
Pit Stop Analysis



Nr.	In Day Time	Entrant/Team	Nat	Driver 1	Nat	Driver 2	Nat	Vehicle	Cat	In Time	Stop N°	Pit Time	Handicap	Penalty
88	12:23:37.024	Team Virage		Stephane Adler		Michael Blanchemain		Aston Martin Vantage	AM	25:18.291	1	1:34.649	1:05	
51	12:24:58.223	Ombra Racing		Aldo Festante				Porsche 911 GT3 Cup 2018	PROAM	26:39.491	1	1:26.417	1:15	
22	12:24:59.206	PZ Oberer Zürichsee by TFT		Niki Leutwiler		Vicent Beltoise		Porsche 911 Cup MY 2018	PROAM	26:40.474	1	1:19.972	1:05	
13	12:25:02.928	Baporo Motorsport		Jaume Font				Porsche 991 Cup MY 2018	AM	26:44.195	1	1:05.020	1:05	
40	12:25:25.653	Racing Trevor		Gregor Zsigo		Csaba Walter		BMW M4	AM	27:06.920	1	2:06.831	1:05	
10	12:27:08.461	Baporo Motorsport		Daniel Díaz-Varela		Manel Cerqueda		Audi R8 LMS	AM	28:49.728	1	1:18.510	1:05	
99	12:30:46.384	Sports and You		Antonio Coimbra		Luis Silva		Mercedes AMG GT4 HP 2019	AM	32:27.652	1	1:08.205	1:05	

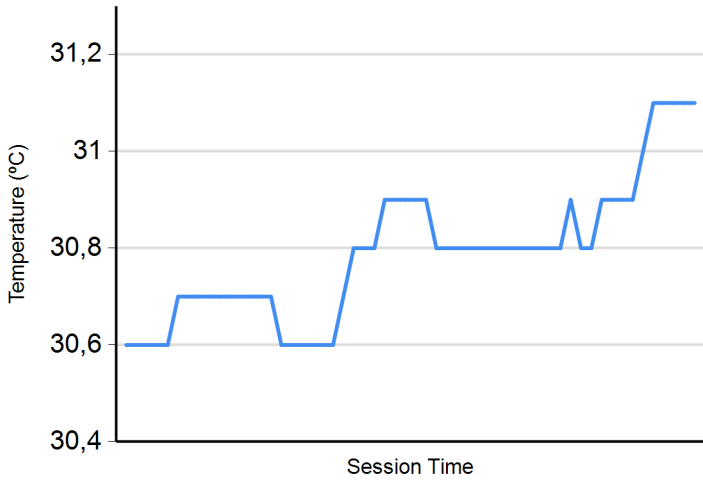




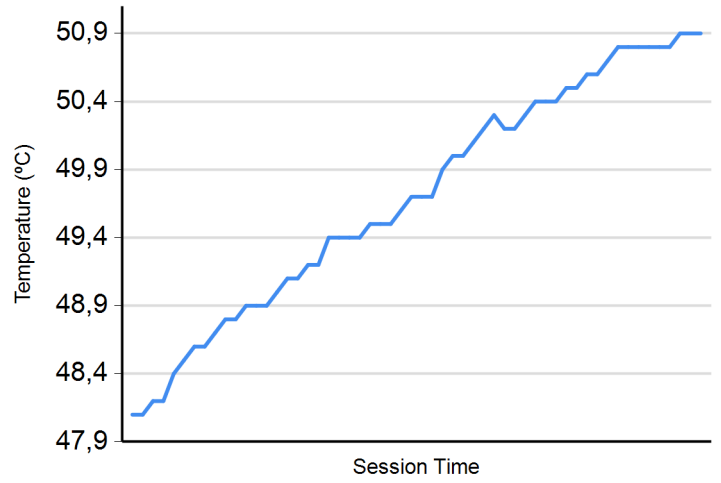
Hungaroring
GT Cup Open Europe
Race - 1
Weather Report



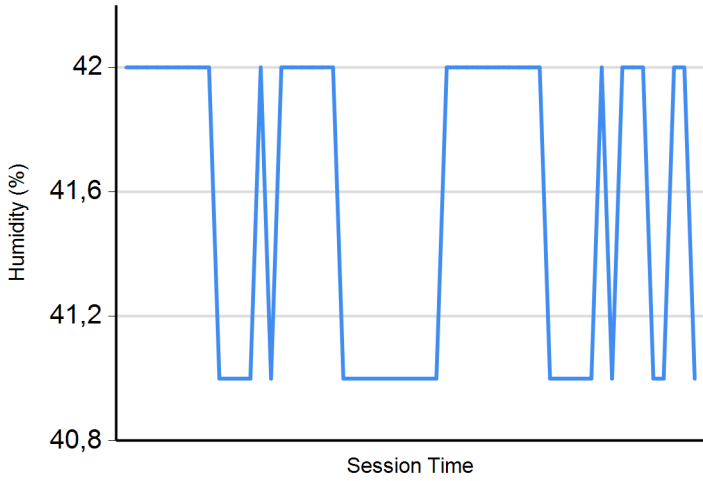
Air Temperature



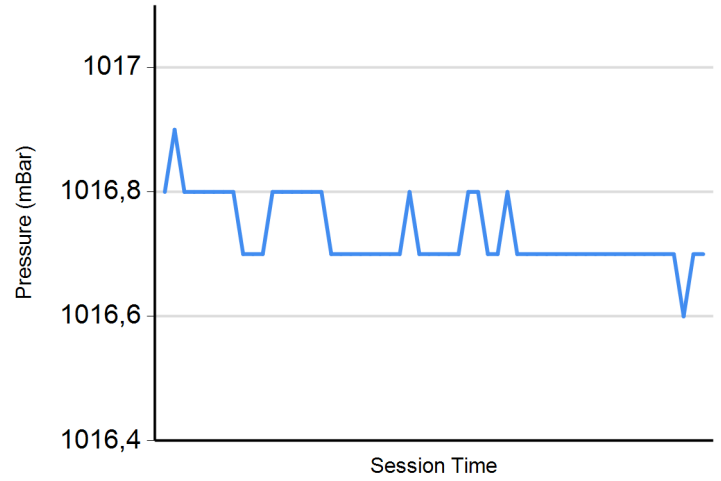
Track Temperature



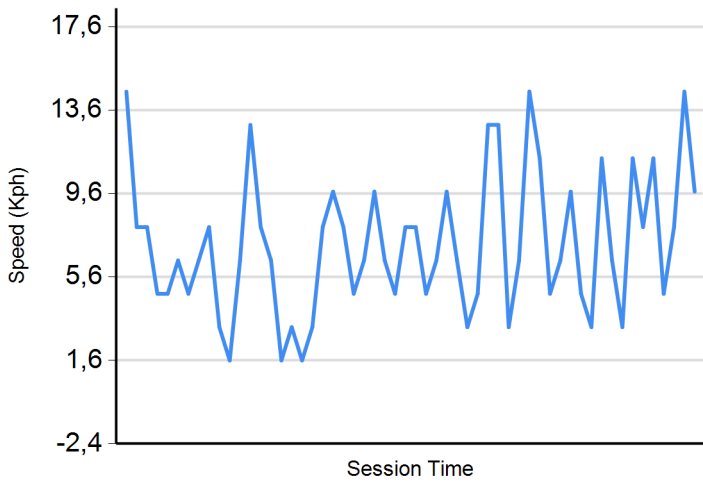
Humidity



Pressure



Wind Speed



Wind direction

North = 0°/360° Est = 90° South = 180° West = 270°

